

IDC-20
20 SF Building ID Sign

- Flat Bowed Face Panel and 3/4" Wide Face Retainers
- 19.42 Square Feet Sign Area



Item #QT-IDC-20

Project Information

Client
QuikTrip

Location
Various

File
QT-IDC-20_100

| | | |
|--------------|-----------|---------------------|
| Sales | Design | Project Manager |
| House | CT | James Gentry |

Date / Description

| 04/08/20 | Issue Date | Initial |
|----------|------------|---------|
| 1 | | |
| 2 | | |
| 3 | | |
| 4 | | |
| 5 | | |
| 6 | | |
| 7 | | |
| 8 | | |
| 9 | | |

Notes

Client Review Status

Allen Industries, Inc. requires that an ☒ "Approved" drawing be obtained from the client prior to any production release or production release revision.

☐ Approved ☐ Approved as Noted ☐ Revise & Resubmit

Name _____

Title _____ Date _____

Declaration

Copyright © 2020 Allen Industries, Inc.

This is an original, unpublished drawing, created by Allen Industries, Inc. This drawing is submitted to you in confidence for your use solely in connection with the project being planned for you by Allen Industries, Inc. and is not to be shown to anyone outside your organization, nor used, reproduced, copied or exhibited in any fashion whatsoever. The designs shown on the drawing (except for any registered trademarks that may belong to a client of Allen Industries, Inc.) remain the property of Allen Industries, Inc.

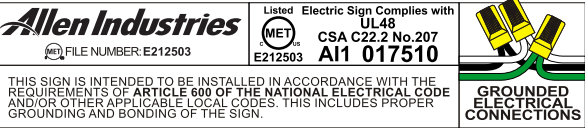
Color Specifications

All Paint Finishes to be Akzo Nobel

- | | |
|--|--------------------------------|
| | Opaque Silver |
| | Translucent White |
| | Black - Low Gloss |
| | Matte White (Interior of Sign) |
| | Match 3M Cardinal Red #3632-53 |
| | Match PMS 349C |

Regarding Fabrication Fit & Finish of All QT Signs:

- Visible fabrication seams and welded joints are to be sanded smooth, filled and finished to QT specifications.
- Any visible fasteners are to be countersunk and have painted heads.
- Face retainers must fit flush and have even, minimal seams.
- Any variation from this directive must be brought to the attention of the QT Quality Control Manager without delay.



Construction Details



Item #QT-IDC-20

Project Information

Client
QuikTrip
Location
Various

File
QT-IDC-20_100

Sales House Design CT Project Manager James Gentry

Date / Description

| 04/08/20 | Issue Date | Initial |
|----------|------------|---------|
| 1 | | |
| 2 | | |
| 3 | | |
| 4 | | |
| 5 | | |
| 6 | | |
| 7 | | |
| 8 | | |
| 9 | | |

Notes

Client Review Status

Allen Industries, Inc. requires that an "Approved" drawing be obtained from the client prior to any production release or production release revision.

☐ Approved ☐ Approved as Noted ☐ Revise & Resubmit

Name

Title

Date

Declaration

Copyright © 2020 Allen Industries, Inc.

This is an original, unpublished drawing, created by Allen Industries, Inc. This drawing is submitted to you in confidence for your use solely in connection with the project being planned for you by Allen Industries, Inc. and is not to be shown to anyone outside your organization, nor used, reproduced, copied or exhibited in any fashion whatsoever. The designs shown on the drawing (except for any registered trademarks that may belong to a client of Allen Industries, Inc.) remain the property of Allen Industries, Inc.

Allen Industries
YOUR BRAND AT ITS BEST™
1-800-967-2553
www.allenindustries.com

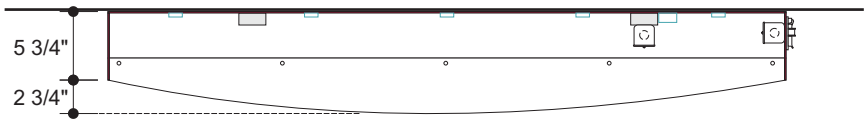
LED Specification

E

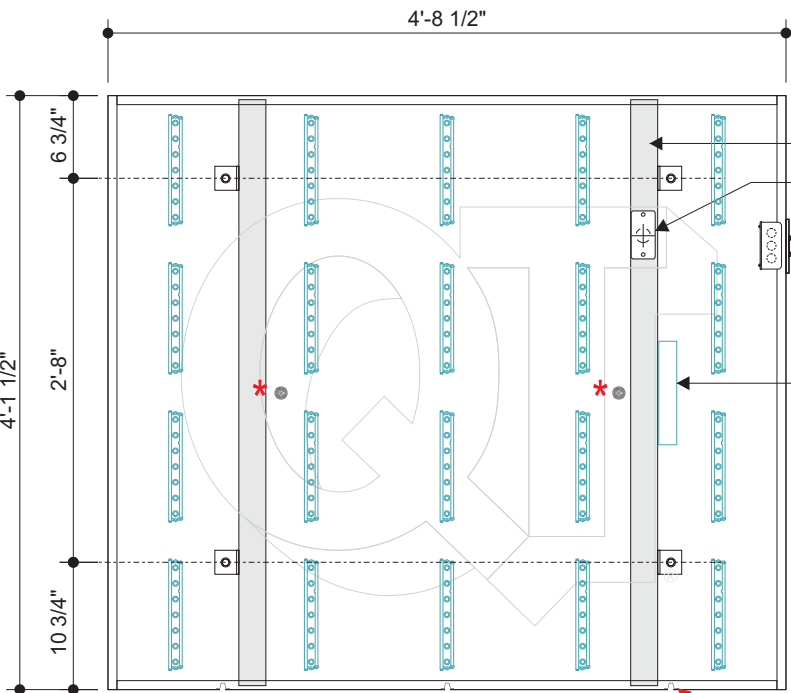
20 ea. GESS2471-2
1 ea. GEPS24-100U-NA
Total Electrical Amp Load = 1.1 Amps
One (1) 120 Volt - 20 Amp
Circuit Breaker Required for Sign



LED DETAIL
#GESS2471-2 24 VOLT SINGLE SIDED
LED Internal Illumination powered by
GE Power Supply #GEPS24-100U-NA
120-277 VAC 50/60 HZ
Input Current 1.1 Amp
Output Current 4.0 Amps Single Output
Note: 36 Module Max. Load per Power Supply



Top View

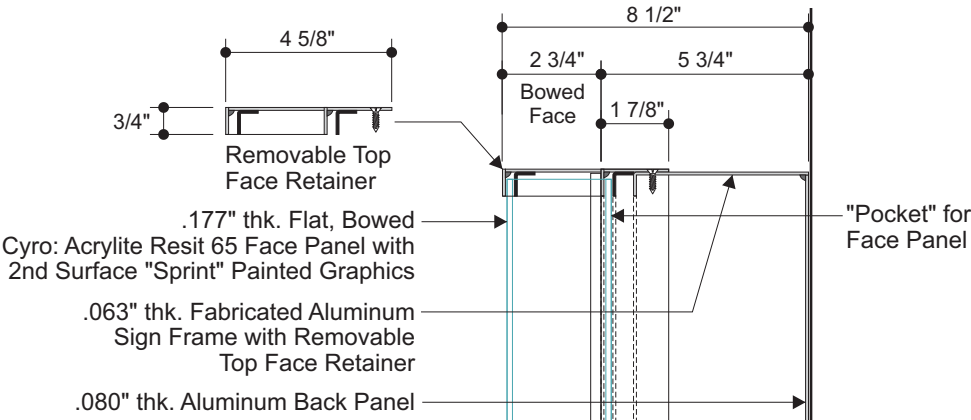


Front View

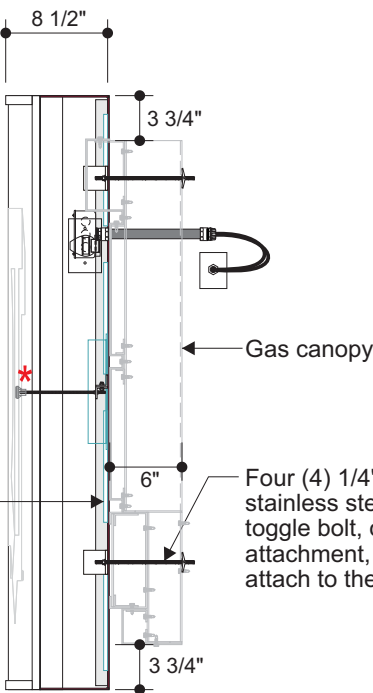
Scale: 3/4" = 1'-0"



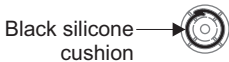
1/4" dia.
Water Drain Holes
with .040" Fab. Aluminum
Light Baffle



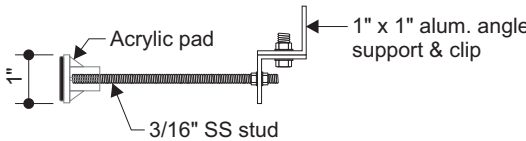
Side Section View
Scale: 3/16" = 1"



Side View



Top View



*Face Support Bumpers
Scale: NTS

1" dia. perforated acrylic
pad with applied black
silicone adhesive cushion
and 3/16" dia. SS stud,
attached to vertical rails

Acrylic face bumpers to be
installed in the Black drop shadow
area of the QT Logo.

Regarding Fabrication Fit & Finish of All QT Signs:

- Visible fabrication seams and welded joints are to be sanded smooth, filled and finished to QT specifications.
- Any visible fasteners are to be countersunk and have painted heads.
- Face retainers must fit flush and have even, minimal seams.
- Any variation from this directive must be brought to the attention of the QT Quality Control Manager without delay.



Installation Detail



Item #QT-IDC-20

Project Information

Client
QuikTrip
Location
Various

File
QT-IDC-20_100

| | | |
|-------|--------|-----------------|
| Sales | Design | Project Manager |
| House | CT | James Gentry |

Date / Description

| 04/08/20 | Issue Date | Initial |
|----------|------------|---------|
| 1 | | |
| 2 | | |
| 3 | | |
| 4 | | |
| 5 | | |
| 6 | | |
| 7 | | |
| 8 | | |
| 9 | | |

Notes

Client Review Status

Allen Industries, Inc. requires that an "Approved" drawing be obtained from the client prior to any production release or production release revision.

☐ Approved ☐ Approved as Noted ☐ Revise & Resubmit


Name

Title Date


Declaration

Copyright © 2020 Allen Industries, Inc.

This is an original, unpublished drawing, created by Allen Industries, Inc. This drawing is submitted to you in confidence for your use solely in connection with the project being planned for you by Allen Industries, Inc. and is not to be shown to anyone outside your organization, nor used, reproduced, copied or exhibited in any fashion whatsoever. The designs shown on the drawing (except for any registered trademarks that may belong to a client of Allen Industries, Inc.) remain the property of Allen Industries, Inc.



Top View



Gas Canopy Elevation

Scale: 3/4" = 1'-0"

Side Elevation

Regarding Fabrication Fit & Finish of All QT Signs:

- Visible fabrication seams and welded joints are to be sanded smooth, filled and finished to QT specifications.
- Any visible fasteners are to be countersunk and have painted heads.
- Face retainers must fit flush and have even, minimal seams.
- Any variation from this directive must be brought to the attention of the QT Quality Control Manager without delay.

