



# Certificate of Appropriateness Application Renovation

Planning & Zoning Department  
2 Plum Street; Cape Charles, VA 23310  
757-331-3259 x31

[planningtech@capecharles.org](mailto:planningtech@capecharles.org)

Revised 12/2024

Taxes Paid

Violations NA

Fee

Decision HDRB

Budget Code: HISTF 100-3100-1100

Budget Code VIOLATIONS: PERMZ 100-3100-1370

## PART 1: APPLICATION NOTES

A Certificate of Appropriateness is required for all applications for zoning clearances and permits involving any exterior alteration, modification, restoration, reconstruction, demolition, new construction or moving of a property within the Cape Charles Historic District Overlay.

**Minor Exterior Work\*** is exterior maintenance and repair, replacement of missing or broken windowpanes, roofing shingles, slates, tiles, porch floors, posts, rails, or shutters where no substantial change to design or material is proposed and other minor changes that do not materially change the historic characteristics of the building may be reviewed by the Zoning Administrator. Upon approval the applicant is responsible for confirming and obtaining all necessary building permits.

**Major Exterior Work:** is any alteration of the architectural style of a structure or its significant architectural elements, modifications, additions, and any major or minor work not eligible for administrative review must be reviewed and approved\* by the Historic District Review Board. Upon approval the applicant is responsible for confirming and obtaining all necessary building permits.

*Note: A pre-application meeting is available upon request prior to submitting this application.*

The following documents must be submitted to the Town before this application can be reviewed. In addition to these documents, the COA application and requested supporting information relevant to the applicable sections must be deemed complete by department staff prior to being evaluated.

- A) Zoning Clearance Application
- B) Photos of existing condition
- C) Owner Permission Affidavit
- D) Payment of COA Fee (Residential – Minor \$75, Major \$150 / \$500 OR Commercial/Commercial Residential - \$1,000)
- E) Site Plan/Survey
- F) Material Specifications
- G) Tree Permit Application

Owner signature: *Susie Bumann*

Date: 11/3/2025

## PART 2: PROPERTY INFORMATION

Property Address: **618 Monroe Avenue**

Tax Map #: **83A3-1-342A**

Is there an active Certificate of Appropriateness on this property?  No  Yes \_\_\_\_\_ Date

Zoning District: **R-1**

## PART 3: PROPERTY OWNER INFORMATION

Name and/or Company: **Susie Bumann**

Mailing Address: [REDACTED]

Phone Number: [REDACTED]

Email: [REDACTED]

## PART 4: APPLICANT INFORMATION

Check here if the applicant is owner. (If applicant is not the property owner, an Owner's Permission Affidavit must be attached.)

Name and/or Company:

Mailing Address:

Phone Number:

Email:

**PART 5: PROJECT INFORMATION – Describe in detail proposed work.**

(If any tree removal is being proposed a Tree Permit Application must be completed):

Replace 12 existing windows  
 Replace siding on back, front gable, and sides of home

**PART 6. ALTERATIONS, REPAIRS OR ADDITIONS**

Select the type of work to be performed (check all that apply):

- Addition   
  Doors   
  Windows   
  Masonry   
  Porch   
  Roofs   
  Siding   
  Steps/Stoop & Railings  
 Trim Work   
  Fence or Wall   
  Partial demolition   
  Hardscaping   
  Appurtenances   
  Other:

**A. ADDITION  Not applicable      SEE SECTION 5.6 or 5.12 OF THE HISTORIC DISTRICT DESIGN GUIDELINES**

Location (Attach a diagram; Survey/Site Plan is required):

Stories:	Building height:	Footprint:	Gross square footage:
----------	------------------	------------	-----------------------

Complete all sections below that apply to your addition and supply elevation drawings.

**B. ROOF  Not applicable      SEE SECTION 4.2, 5.2, or 5.8 OF THE HISTORIC DISTRICT DESIGN GUIDELINES**

Type of work:  New   
 Repair % of roof structure \_\_\_\_   
 Reroofing: In kind \_\_\_\_ Different in style or material \_\_\_\_  
 Add/Repair Gutters and downspouts   
 Solar Panels   
 Other Solar Installation

Location (Pictures of existing condition):

Existing Roof	Proposed Roof
Existing Condition: <input type="checkbox"/> Original <input type="checkbox"/> Not Original <input type="checkbox"/> Not Sure	Proposed Work:
Existing Material:	Proposed Material:
Pitch:	Pitch:
<b>Gutters &amp; Downspouts:</b> (Pictures of Location & Material Specs)	<b>Solar:</b> (Pictures of Location & Material Specs)
Proposed Work:	Proposed Work:
Proposed Material:	Proposed Material:
Other / Additional Notes:	

**C. DOORS  Not applicable      SEE SECTION 4.5, 5.5, or 5.11 OF THE HISTORIC DISTRICT DESIGN GUIDELINES**

Number of doors to be: Added: \_\_\_\_    Removed: \_\_\_\_  
 Repaired: \_\_\_\_    Replaced: In kind \_\_\_\_ Different in style or material \_\_\_\_

Attach a diagram of the house exterior with all doors numbered. Add documentation for each additional door.

Existing Door	Proposed Door
Door 1: <b>Complete a separate Section C for each door being modified.</b> Original to the home: <input type="checkbox"/> Yes <input type="checkbox"/> No <input type="checkbox"/> Not Sure	Work to be completed: <input type="checkbox"/> Added <input type="checkbox"/> Removed <input type="checkbox"/> Repaired <input type="checkbox"/> Replaced
Existing Material:	Proposed Material:
Dimensions: Width ____    Height ____	Dimensions: Width ____    Height ____
Configuration with picture (i.e., glass panes, divisions, decorative details & panels):	Configuration with picture (i.e., glass panes, divisions, decorative details & panels):

Indicate the reason for change:

<b>D. WINDOWS</b> <input type="checkbox"/> Not applicable <b>SEE SECTION 4.5, 5.5, or 5.11 OF THE HISTORIC DISTRICT DESIGN GUIDELINES</b>	
Number of windows to be: Added: _____ Removed: _____ Repaired: _____ Replaced: In kind <u>9</u> Different in style or material _____	
<b>Minimum Guidelines: <u>Window Sill</u> – thickness of 1-1/2" and <u>Window Casing or Trim</u> – thickness of 3-1/2"</b>	
Attach a diagram of the house exterior with all windows numbered. Add documentation for each additional window.	
<b>Existing Windows</b>	<b>Proposed Windows</b>
Window 1: <b>Complete a separate Section D for each window being modified if it is a different size, configuration, etc.</b> Original to the home: <input type="checkbox"/> Yes <input checked="" type="checkbox"/> No <input type="checkbox"/> Not Sure	Work to be completed: <input type="checkbox"/> Added <input type="checkbox"/> Removed <input type="checkbox"/> Repaired <input checked="" type="checkbox"/> Replaced
Configuration (i.e., double-hung sash, 2/2, 6/1, 6/6, etc.): Include a picture <b>double hung</b>	Configuration (i.e., double-hung sash, 2/2, 6/1, 6/6, etc.): Include a picture <b>double hung</b>
Width: 33.5" Height: 50.5" Depth: 31/4"	Width: 33.5" Height: 50.5" Depth: 3"
Existing Material: <b>vinyl</b>	Proposed Material: <b>vinyl exterior, wood interior</b>
Sill: Length: NA Thickness: Depth:	Sill: Length: NA Thickness: Depth:
Existing Material: NA	Proposed Material: NA
Casing / Trim: Width: NA Height: Depth:	Casing / Trim: Width: NA Height: Depth:
Existing Material: NA	Proposed Material: NA
Shutters: Original: <input type="checkbox"/> Yes <input type="checkbox"/> No (Attach Location Picture)	Shutters: <input type="checkbox"/> Repair <input type="checkbox"/> Replace <input type="checkbox"/> New (Attach Location Picture)
Existing Material:	Proposed Material:
Indicate the reason for change: <b>existing windows are beginning to fail/fogging up</b>	
<b>E. PORCHES</b> <input checked="" type="checkbox"/> Not applicable <b>SEE SECTION 4.4, 5.4, or 5.10 OF THE HISTORIC DISTRICT DESIGN GUIDELINES</b>	
<b>New materials should match the historic material, composition, shape, size, and other visual qualities.</b>	
Work to be done: <input type="checkbox"/> Repair flooring <input type="checkbox"/> Repair ceiling <input type="checkbox"/> Repair columns <input type="checkbox"/> Repair/Add Skirting <input type="checkbox"/> Repair/Add Screening <input type="checkbox"/> Flooring = <input type="checkbox"/> Alter <input type="checkbox"/> Replace <input type="checkbox"/> Repair <input type="checkbox"/> Columns = <input type="checkbox"/> Alter <input type="checkbox"/> Replace <input type="checkbox"/> Repair <input type="checkbox"/> Balustrade = <input type="checkbox"/> Alter <input type="checkbox"/> Replace <input type="checkbox"/> Repair <input type="checkbox"/> Ceiling = <input type="checkbox"/> Replace <input type="checkbox"/> Repair <input type="checkbox"/> Skirting = <input type="checkbox"/> New <input type="checkbox"/> Replace <input type="checkbox"/> Repair	
Location (Attach pictures for all work including existing and proposed; Survey may be requested):	
<b>FLOORBOARDS:</b> Number of boards to be: _____ Repaired _____ Replaced _____ Altered	
<b>Replacement of flooring should match the historic floorboard orientation. Replacement of an entire porch floor, ensure the new floor slopes away from the building.</b>	
<b>Existing Condition:</b> <input type="checkbox"/> Original <input type="checkbox"/> Not Original <input type="checkbox"/> Not Sure	<b>Proposed</b>
Existing Material:	Proposed Material:
Dimensions: Length: Width: Depth:	Dimensions: Length: Width: Depth:
<b>CEILING</b>	
<b>Existing Condition:</b> <input type="checkbox"/> Original <input type="checkbox"/> Not Original <input type="checkbox"/> Not Sure	<b>Proposed</b>
Existing Material:	Proposed Material:
<b>COLUMNS</b>	
<b>Existing Condition:</b> <input type="checkbox"/> Original <input type="checkbox"/> Not Original <input type="checkbox"/> Not Sure	<b>Proposed</b>
Existing Material & Design:	Proposed Material & Design:
Existing Dimensions: Height: Width: Diameter:	Proposed Dimensions: Height: Width: Diameter:
<b>CONTINUE COMPLETING THIS SECTION ON PAGE 4</b>	

<b>D. WINDOWS</b> <input type="checkbox"/> Not applicable SEE SECTION 4.5, 5.5, or 5.11 OF THE HISTORIC DISTRICT DESIGN GUIDELINES	
Number of windows to be: Added: _____ Removed: _____ Repaired: _____ Replaced: In kind <sup>3</sup> _____ Different in style or material _____	
<b>Minimum Guidelines: Window Sill – thickness of 1-1/2” and Window Casing or Trim – thickness of 3-1/2”</b>	
Attach a diagram of the house exterior with all windows numbered. Add documentation for each additional window.	
<b>Existing Windows</b>	<b>Proposed Windows</b>
Window 1: <b>Complete a separate Section D for each window being modified if it is a different size, configuration, etc.</b> Original to the home: <input type="checkbox"/> Yes <input checked="" type="checkbox"/> No <input type="checkbox"/> Not Sure	Work to be completed: <input type="checkbox"/> Added <input type="checkbox"/> Removed <input type="checkbox"/> Repaired <input checked="" type="checkbox"/> Replaced
Configuration (i.e., double-hung sash, 2/2, 6/1, 6/6, etc.): Include a picture <b>double hung</b>	Configuration (i.e., double-hung sash, 2/2, 6/1, 6/6, etc.): Include a picture <b>double hung</b>
Width: 41" Height: 50.5" Depth: 3 1/4"	Width: 41" Height: 50.5" Depth: 3"
Existing Material: <b>vinyl</b>	Proposed Material: vinyl exterior wood interior
Sill: Length: NA Thickness: _____ Depth: _____	Sill: Length: NA Thickness: _____ Depth: _____
Existing Material: NA	Proposed Material: NA
Casing / Trim: Width: NA Height: _____ Depth: _____	Casing / Trim: Width: NA Height: _____ Depth: _____
Existing Material: NA	Proposed Material: NA
Shutters: Original: <input type="checkbox"/> Yes <input type="checkbox"/> No (Attach Location Picture)	Shutters: <input type="checkbox"/> Repair <input type="checkbox"/> Replace <input type="checkbox"/> New (Attach Location Picture)
Existing Material: _____	Proposed Material: _____
Indicate the reason for change: <b>existing windows are beginning to fail/fogging up</b>	
<b>E. PORCHES</b> <input checked="" type="checkbox"/> Not applicable SEE SECTION 4.4, 5.4, or 5.10 OF THE HISTORIC DISTRICT DESIGN GUIDELINES	
<b>New materials should match the historic material, composition, shape, size, and other visual qualities.</b>	
Work to be done: <input type="checkbox"/> Repair flooring <input type="checkbox"/> Repair ceiling <input type="checkbox"/> Repair columns <input type="checkbox"/> Repair/Add Skirting <input type="checkbox"/> Repair/Add Screening <input type="checkbox"/> Flooring = <input type="checkbox"/> Alter <input type="checkbox"/> Replace <input type="checkbox"/> Repair <input type="checkbox"/> Columns = <input type="checkbox"/> Alter <input type="checkbox"/> Replace <input type="checkbox"/> Repair <input type="checkbox"/> Balustrade = <input type="checkbox"/> Alter <input type="checkbox"/> Replace <input type="checkbox"/> Repair <input type="checkbox"/> Ceiling = <input type="checkbox"/> Replace <input type="checkbox"/> Repair <input type="checkbox"/> Skirting = <input type="checkbox"/> New <input type="checkbox"/> Replace <input type="checkbox"/> Repair	
Location (Attach pictures for all work including existing and proposed; Survey may be requested):	
<b>FLOORBOARDS:</b> Number of boards to be: _____ Repaired _____ Replaced _____ Altered	
<b>Replacement of flooring should match the historic floorboard orientation. Replacement of an entire porch floor, ensure the new floor slopes away from the building.</b>	
<b>Existing Condition:</b> <input type="checkbox"/> Original <input type="checkbox"/> Not Original <input type="checkbox"/> Not Sure	<b>Proposed</b>
Existing Material: _____	Proposed Material: _____
Dimensions: Length: _____ Width: _____ Depth: _____	Dimensions: Length: _____ Width: _____ Depth: _____
<b>CEILING</b>	
<b>Existing Condition:</b> <input type="checkbox"/> Original <input type="checkbox"/> Not Original <input type="checkbox"/> Not Sure	<b>Proposed</b>
Existing Material: _____	Proposed Material: _____
<b>COLUMNS</b>	
<b>Existing Condition:</b> <input type="checkbox"/> Original <input type="checkbox"/> Not Original <input type="checkbox"/> Not Sure	<b>Proposed</b>
Existing Material & Design: _____	Proposed Material & Design: _____
Existing Dimensions: Height: _____ Width: _____ Diameter: _____	Proposed Dimensions: Height: _____ Width: _____ Diameter: _____
<b>CONTINUE COMPLETING THIS SECTION ON PAGE 4</b>	

<b>BALUSTRADE</b>	
Existing Condition: <input type="checkbox"/> Original <input type="checkbox"/> Not Original <input type="checkbox"/> Not Sure	<b>Proposed</b>
Existing Material:	Proposed Material:
Existing Dimensions: Height:      Width:      Diameter:	Proposed Dimensions: Height:      Width:      Diameter:
Existing Style / Design:	Proposed Style / Design:
<b>SCREENING</b>	
Existing Condition: <input type="checkbox"/> Original <input type="checkbox"/> Not Original <input type="checkbox"/> Not Sure	Proposed Work: <input type="checkbox"/> New <input type="checkbox"/> Replace <input type="checkbox"/> Repair
Existing Material:	Proposed Material:
<b>SKIRTING</b>	
Existing Condition: <input type="checkbox"/> Original <input type="checkbox"/> Not Original <input type="checkbox"/> Not Sure	Proposed Work: <input type="checkbox"/> New <input type="checkbox"/> Replace <input type="checkbox"/> Repair
Existing Material:	Proposed Material:
If replacing any item above, indicate the reason for replacement:	
If altering any item above, describe any proposed change (material, size, etc.):	
<b>F. STEPS/STOOPS/RAILINGS <input checked="" type="checkbox"/> Not applicable SEE SECTION 4.4, 5.4, or 5.10 OF THE HISTORIC DISTRICT DESIGN GUIDELINES</b>	
Location (Attach pictures; Survey may be requested):	
Number of <b>Steps</b> to be:      ___ Repaired      ___ Replaced      ___ Altered	
Existing Condition: <input type="checkbox"/> Original <input type="checkbox"/> Not Original <input type="checkbox"/> Not Sure	<b>Proposed</b>
Existing Material:	Proposed Material:
Dimensions: Rise:      Run:      Tread Width:	Dimensions: Rise:      Run:      Tread Width:
If replacing, indicate the reason for replacement. If altering, describe any proposed change (material, configuration, size, etc.):	
<b>Stoop</b> to be:      ___ Repaired      ___ Replaced      ___ Altered	
Existing Condition: <input type="checkbox"/> Original <input type="checkbox"/> Not Original <input type="checkbox"/> Not Sure	<b>Proposed</b>
Existing Material & Size:	Proposed Material & Size:
If replacing, indicate the reason for replacement. If altering, describe any proposed change (material, configuration, size, etc.):	
Number of <b>Railings</b> to be:      ___ Repaired      ___ Replaced      ___ Altered	
Location (Attach pictures; Survey may be requested):	
Existing Condition: <input type="checkbox"/> Original <input type="checkbox"/> Not Original <input type="checkbox"/> Not Sure	<b>Proposed</b>
Existing Material:	Proposed Material:
Existing Dimensions: Height:      Width:      Diameter:	Proposed Dimensions: Height:      Width:      Diameter:
Existing Style / Design:	Proposed Style / Design:
If replacing, indicate the reason for replacement. If altering, describe any proposed change (material, configuration, size, etc.):	

<b>G. SIDING</b> <input type="checkbox"/> Not applicable <b>SEE SECTION 4.4, 5.4, or 5.9 OF THE HISTORIC DISTRICT DESIGN GUIDELINES</b>			
Type of work: <input type="checkbox"/> Minor Repair <input type="checkbox"/> Full Re-Siding (same material) <input checked="" type="checkbox"/> Full Re-Siding (Change of material)			
Location (Attach diagram & pictures): rear and sides of house, gable on front of house			
<b>Existing Siding</b>		<b>Proposed Siding</b>	
Original to the home: <input checked="" type="checkbox"/> Yes <input type="checkbox"/> No <input type="checkbox"/> Not sure			
Existing Material: Aluminum plank		Proposed Material: Vinyl	
Dimensions: Thickness: .019"    Width: 6"		Dimensions: Thickness: .040"    Width: double 5"	
Indicate the reason for change, e.g., underlying material condition, rot: update/new look			
<b>H. TRIM WORK</b> <input checked="" type="checkbox"/> Not applicable <b>SEE SECTION 4.4, 5.4, or 5.10 OF THE HISTORIC DISTRICT DESIGN GUIDELINES</b>			
Type of work: <input type="checkbox"/> Minor Repair <input type="checkbox"/> Alteration			
Location (Attach diagram & pictures):			
<b>Existing Trim</b>		<b>Proposed Trim</b>	
Existing Condition: <input type="checkbox"/> Original <input type="checkbox"/> Not Original <input type="checkbox"/> Not Sure			
Existing Material:		Proposed Material:	
Dimensions: Width:	Height:	Depth:	
Style / Design:		Style / Design:	
Reason for repair or alteration (change of material or design):			
<b>I. MASONRY</b> <input checked="" type="checkbox"/> Not applicable <b>SEE SECTION 4.3 or 5.3 OF THE HISTORIC DISTRICT DESIGN GUIDELINES</b>			
Type of work: <input type="checkbox"/> New foundation <input type="checkbox"/> Substantial Reconstruction <input type="checkbox"/> Minor Repair <input type="checkbox"/> Repointing			
Location (Attach diagram & pictures):			
<b>Existing Masonry</b>		<b>Proposed Masonry</b>	
Existing Condition: <input type="checkbox"/> Original <input type="checkbox"/> Not Original <input type="checkbox"/> Not Sure			
Existing Material:		Proposed Materials:	
Existing mortar:	Joints:	Mortar to be used:	Mortar joints:
Other / Additional Notes: (Unpainted masonry cannot be painted.)			
<b>Existing Chimney</b>		<b>Proposed Chimney</b>	
Show location and document conditions with photographs		<input type="checkbox"/> Repair <input type="checkbox"/> Remove <input type="checkbox"/> Add a chimney cap	
Indicate the reason for change and materials:			
<b>J. HARDSCAPING</b> <input type="checkbox"/> Not applicable <b>SEE SECTION 9.1 OF THE HISTORIC DISTRICT DESIGN GUIDELINES</b>			
Location (Attach Site Plan/Survey & pictures):			
<input type="checkbox"/> Driveway:	Length:	Width:	Materials:
<input type="checkbox"/> Walkway:	Length:	Width:	Materials:
<input type="checkbox"/> Other Paving:	Length:	Width:	Materials:

**K. FENCE OR WALL**  Not applicable SEE SECTION 9.2 OF THE HISTORIC DISTRICT DESIGN GUIDELINES

Type of work:  New  Repair % of structure \_\_\_\_  Replace In kind \_\_\_\_  Different in style or material \_\_\_\_

Location (include survey showing location, setbacks, and height)

Existing Material:	Proposed Material
Height:	Height:
Describe the style:	Describe the style:

**L. DECKS & PATIOS**  Not applicable SEE SECTION 9.3 OF THE HISTORIC DISTRICT DESIGN GUIDELINES

Location (Attach Site Plan/Survey & pictures):

<input type="checkbox"/> Deck: Length: _____ Width: _____ Materials: _____
<input type="checkbox"/> Patio: Length: _____ Width: _____ Materials: _____

**M. APPURTENCES**  Not applicable SEE SECTION 9.4 OF THE HISTORIC DISTRICT DESIGN GUIDELINES


Location (Attach Site Plan/Survey & pictures):

New  Repair  Replacing  Other:

Outdoor Shower:  Enclosed Length: \_\_\_\_\_ Width: \_\_\_\_\_

Material:	Foot Pad Material:
Other, describe:	
Dimensions:	Material
Other:	
Dimensions:	Material

I hereby certify that I have the authority to make the foregoing application, that the information given is true and correct, and that the construction or improvements will conform to the regulations in the Virginia Statewide Building Code, all pertinent Town Ordinances, including fire, sewer and water ordinances, and private building restrictions, if any, which may be imposed on the property by deed. Furthermore, I certify that the changes to the improvement before or during construction will be provided to the Zoning Administrator and Building Official before such changes are constructed.

Applicant's signature:  Date: 11/3/2025

Zoning Administrator's signature: \_\_\_\_\_ Date: \_\_\_\_\_

Zoning Ordinance Article VIII Section: \_\_\_\_\_

**618 Monroe Avenue Existing Condition**









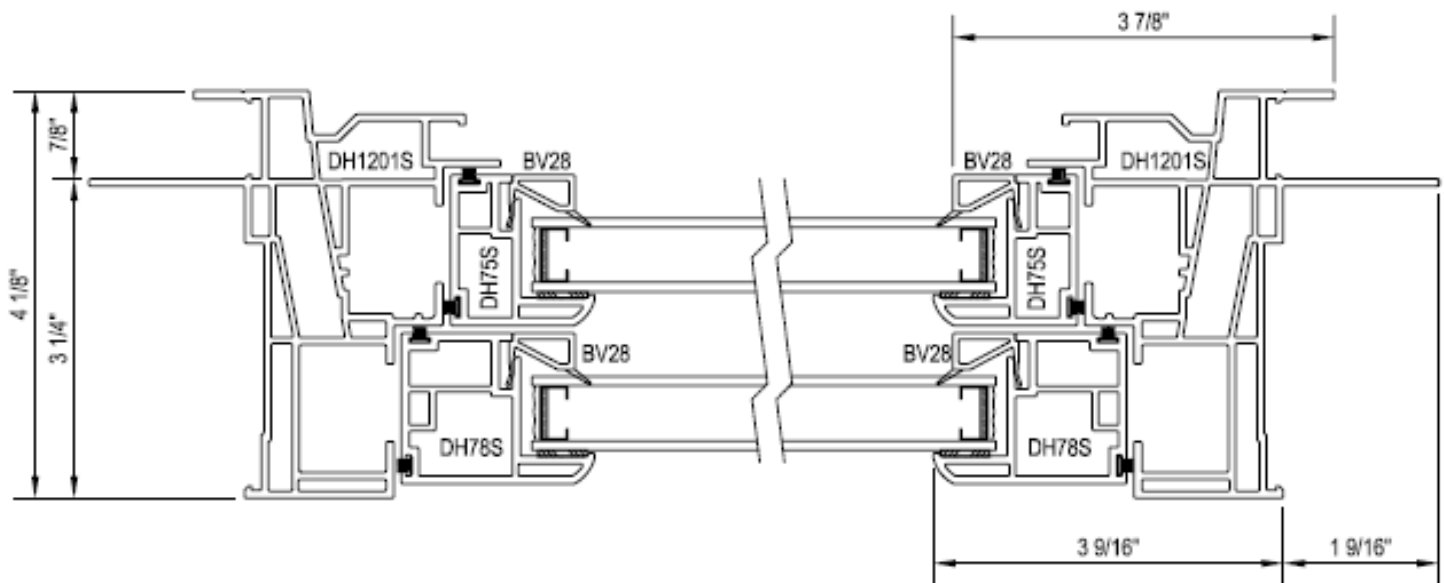






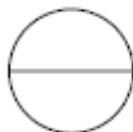
## Reflections 5500

Min/Max Summary		
<i>Double-Hung</i>	Width	Height
Minimum:	16 1/2	24 1/2
Maximum	56	84
Max UI	140	



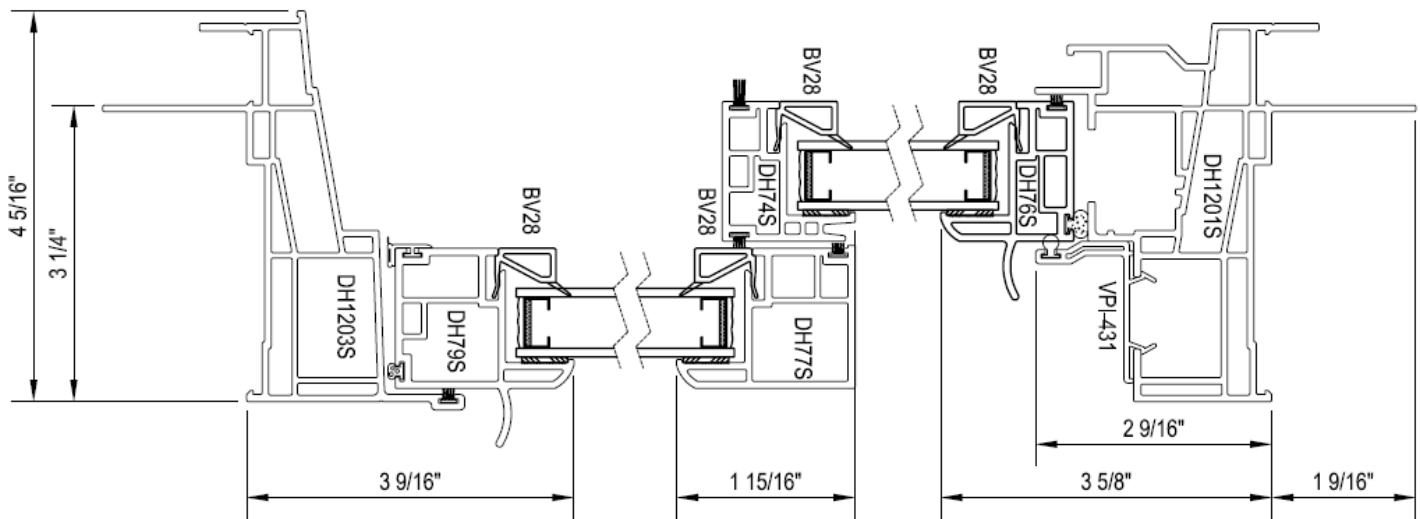
**NOTES:**

1. INSTALLATION TO BE COMPLETED IN ACCORDANCE WITH MANUFACTURER'S SPECIFICATIONS.
2. DO NOT SCALE DRAWINGS.
3. CONTRACTORS NOTE: FOR PRODUCT AND COMPANY INFORMATION VISIT [www.CADdetails.com/Info](http://www.CADdetails.com/Info)  
REFERENCE NUMBER 772-029



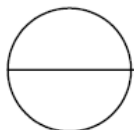
### REFLECTIONS 5500-DOUBLE HUNG WINDOW

FIN, HORIZONTAL ASSEMBLY



**NOTES:**

1. INSTALLATION TO BE COMPLETED IN ACCORDANCE WITH MANUFACTURER'S SPECIFICATIONS.
2. DO NOT SCALE DRAWINGS.
3. CONTRACTORS NOTE: FOR PRODUCT AND COMPANY INFORMATION VISIT [www.CADdetails.com/info](http://www.CADdetails.com/info)  
REFERENCE NUMBER 772-030



**REFLECTIONS 5500-DOUBLE HUNG WINDOW**

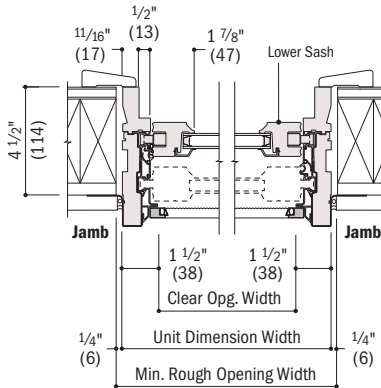
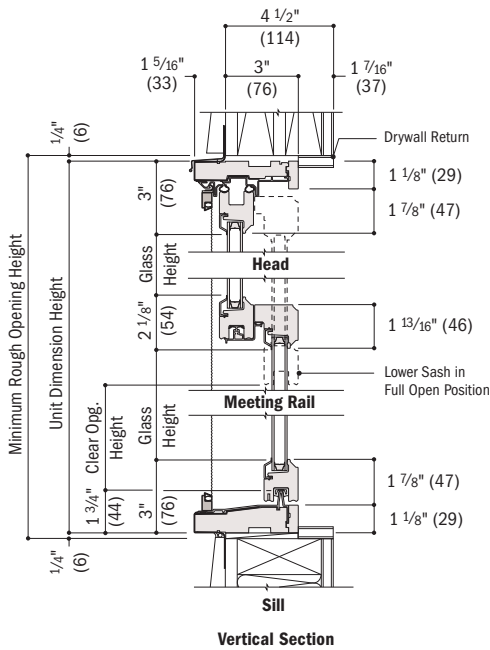
FIN, VERTICALASSEMBLY

# 200 SERIES TILT-WASH DOUBLE-HUNG WINDOWS



## Tilt-Wash Double-Hung Window Details

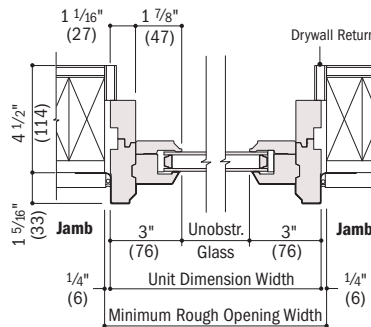
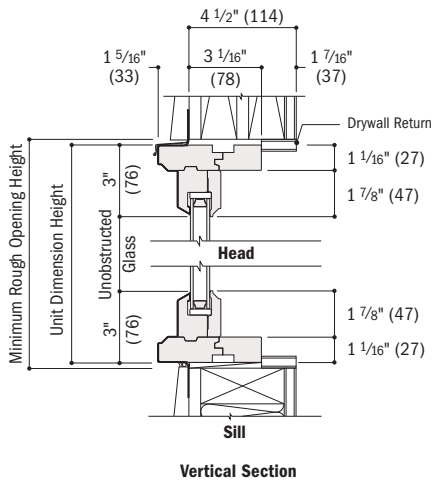
Scale 1 1/2" (38) = 1'-0" (305) – 1:8



Horizontal Section

## Tilt-Wash Picture/Transom Window Details

Scale 1 1/2" (38) = 1'-0" (305) – 1:8

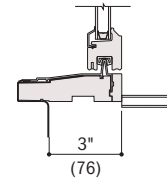


Horizontal Section

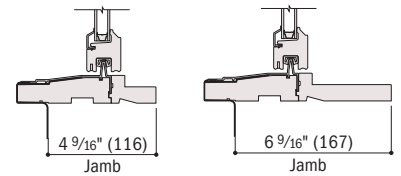
## Extension Jamb Details

Scale 1 1/2" (38) = 1'-0" (305) – 1:8

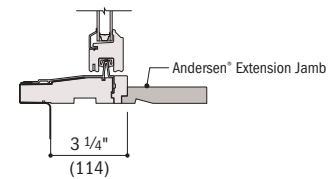
Jamb for Drywall Return



Factory-Applied Extension Jamb

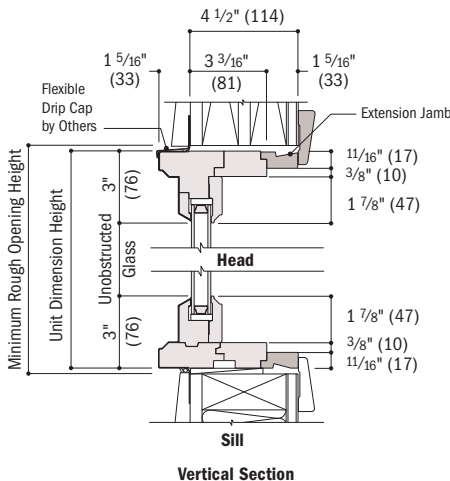


Field-Applied Extension Jamb



## Tilt-Wash Half Circle Window Detail

Scale 1 1/2" (38) = 1'-0" (305) – 1:8



- Light-colored areas are parts included with window. Dark-colored areas are additional Andersen® parts required to complete window assembly as shown.
- **Minimum rough openings may need to be increased to allow for use of building wraps, flashing, sill panning, brackets, fasteners or other items.**
- Details are for illustration only and are not intended to represent product installation methods or materials. Refer to product installation instructions at [andersenwindows.com](http://andersenwindows.com).
- Dimensions in parentheses are in millimeters.

# Mill Creek®

---

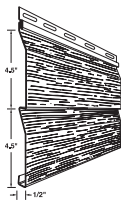
## Product Code/Description

---

MCD45

### Mill Creek Double 4.5" Dutch Lap

- Nominal Thickness: .040
- Length: 12' 1"
- 22 Pcs./Ctn.
- 2 Sqs./Ctn.
- 88 Lbs./Ctn.




---

## Color Availability

---

White

### Light Colors

- Almond
- Cameo
- Classic Cream
- Desert Sand
- Sandtone
- Silver Grey
- Tuscan Olive
- Victorian Grey
- Wicker

### Classic Colors

- Everest
- Pebblestone Clay
- Scottish Thistle

MCD50

### Mill Creek Double 5" Dutch Lap

- Nominal Thickness: .040
- Length: 12'
- 20 Pcs./Ctn.
- 2 Sqs./Ctn.
- 86 Lbs./Ctn.

