

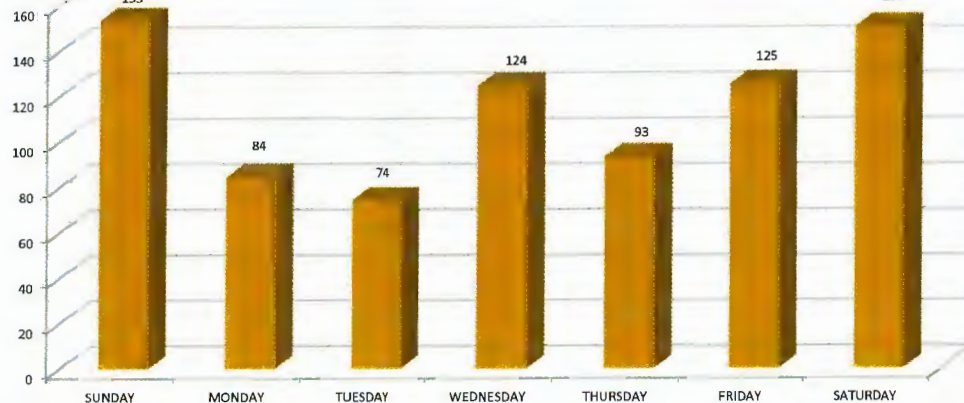
# CORTLAND POLICE DEPARTMENT 2024

| SUMMARY   | Jan          | Feb        | Mar        | Apr        | May          | Jun          | Jul      | Aug      | Sep      | Oct      | Nov      | Dec      | Total        |
|---|--------------|------------|------------|------------|--------------|--------------|----------|----------|----------|----------|----------|----------|--------------|
| Group A Offenses (NIBRS)                                  | 11           | 9          | 1          | 14         | 8            | 12           | 0        | 0        | 0        | 0        | 0        | 0        | 55           |
| Mental Health Calls (NIBRS)                               | 1            | 1          | 0          | 3          | 1            | 3            | 0        | 0        | 0        | 0        | 0        | 0        | 9            |
| Community Contacts  | 42           | 28         | 32         | 37         | 69           | 56           | 0        | 0        | 0        | 0        | 0        | 0        | 264          |
| Drug Offenses   | 1            | 2          | 2          | 0          | 1            | 1            | 0        | 0        | 0        | 0        | 0        | 0        | 7            |
| Alcohol Offenses  | 0            | 0          | 0          | 0          | 0            | 0            | 0        | 0        | 0        | 0        | 0        | 0        | 0            |
| Juvenile Offenses   | 1            | 0          | 2          | 2          | 0            | 0            | 0        | 0        | 0        | 0        | 0        | 0        | 5            |
| Municipal Code  | 28           | 1          | 0          | 0          | 20           | 8            | 0        | 0        | 0        | 0        | 0        | 0        | 57           |
| Traffic Stops   | 10           | 16         | 23         | 19         | 23           | 13           | 0        | 0        | 0        | 0        | 0        | 0        | 104          |
| Warnings  | 9            | 10         | 20         | 12         | 15           | 7            | 0        | 0        | 0        | 0        | 0        | 0        | 73           |
| Tickets Issued  | 7            | 8          | 0          | 6          | 8            | 13           | 0        | 0        | 0        | 0        | 0        | 0        | 42           |
| Accidents   | 4            | 1          | 2          | 1          | 3            | 3            | 0        | 0        | 0        | 0        | 0        | 0        | 14           |
| Criminal Arrests  | 7            | 5          | 3          | 1          | 3            | 6            | 0        | 0        | 0        | 0        | 0        | 0        | 25           |
| *Warrant Arrests<br>(# also included in Criminal Arrests) | 2            | 0          | 0          | 3          | 0            | 0            | 0        | 0        | 0        | 0        | 0        | 0        | 5            |
| Calls For Service   | 150          | 165        | 136        | 130        | 170          | 174          | 0        | 0        | 0        | 0        | 0        | 0        | 925          |
| CAD Events  | 710          | 691        | 758        | 648        | 786          | 803          | 0        | 0        | 0        | 0        | 0        | 0        | 4,396        |
| Case Reports  | 69           | 32         | 14         | 42         | 51           | 50           | 0        | 0        | 0        | 0        | 0        | 0        | 258          |
| Parking Tickets   | 0            | 0          | 0          | 0          | 0            | 0            | 0        | 0        | 0        | 0        | 0        | 0        | 0            |
| <b>Total</b>  | <b>1,052</b> | <b>969</b> | <b>993</b> | <b>918</b> | <b>1,158</b> | <b>1,149</b> | <b>0</b> | <b>0</b> | <b>0</b> | <b>0</b> | <b>0</b> | <b>0</b> | <b>6,239</b> |

## SPECIAL SERVICES FOR JUN 2024

|                       |     |
|-----------------------|-----|
| ASSIST OTHER AGENCIES | 15  |
| ASSIST MOTORISTS      | 03  |
| KEYS IN CAR           | 06  |
| HOUSE/BUSINESS CHECK  | 84  |
| EXTRA PATROL          | 233 |
| FOOT PATROL           | 03  |
| SCHOOL PATROL         | 02  |
| STATIONARY PATROL     | 92  |
| CONCENTRATED PATROL   | 9   |
| COMMUNITY CONTACT     | 56  |

## JUN



## SQUAD CAR MILEAGE as of MAY 2024

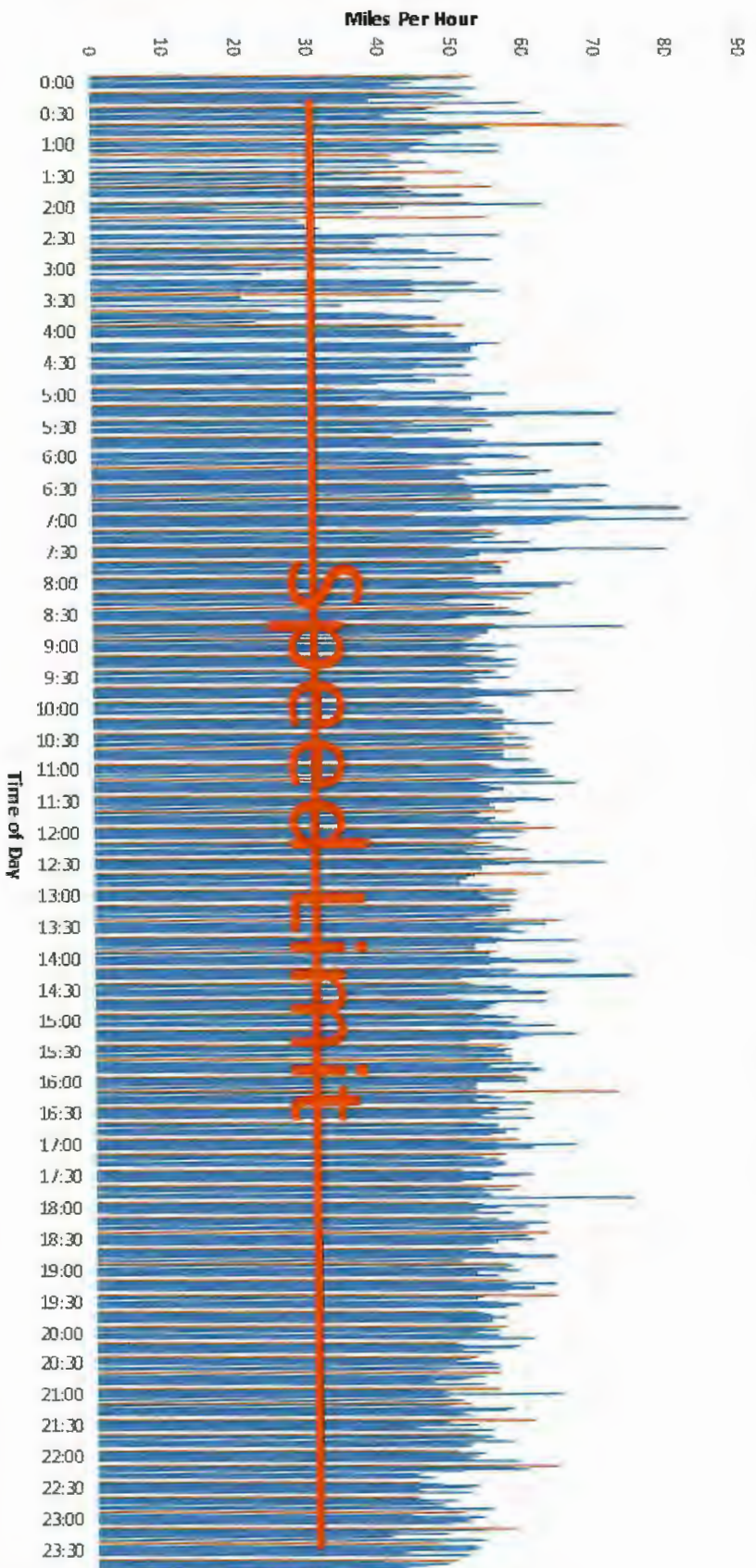
| VEHICLE       | YEAR | MILES  |
|---------------|------|--------|
| Ford Explorer | 2021 | 21468  |
| Ford Explorer | 2017 | 120438 |
| Ford Taurus   | 2018 | 64439  |
| Ford Taurus   | 2019 | 39233  |
| Chevy Tahoe   | 2020 | 42727  |

## SQUAD CAR EXPENSES

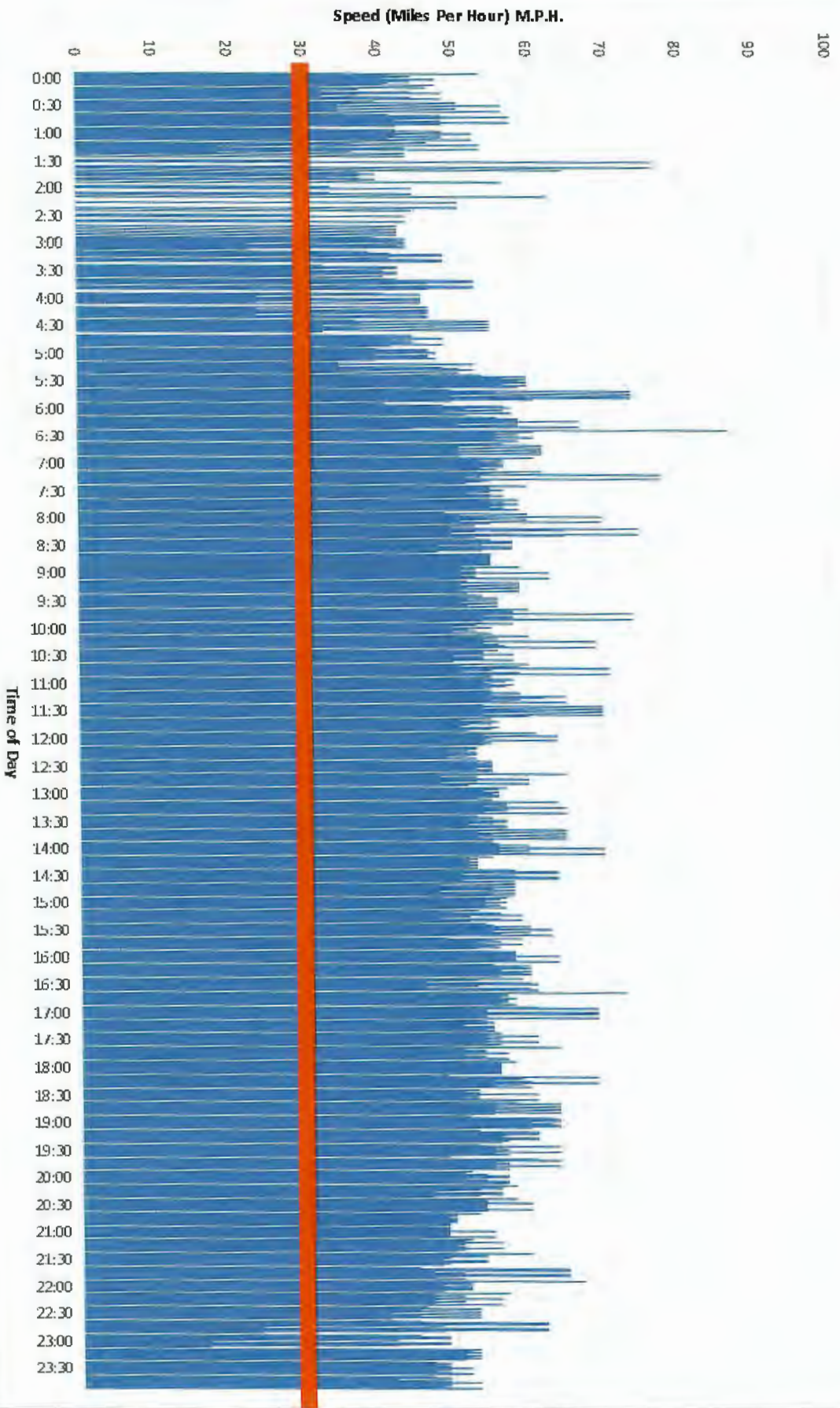
(01-6200-241)

|                       |         |
|-----------------------|---------|
| Exxon Mobil Car wash  | \$0     |
| Napa Auto             | \$45.33 |
| Communications Direct | \$0     |
| Belle Tire            | \$0     |

Somonauk Road and Cortland Center Southbound Traffic Study  
06/02/2024 through 06/08/2024



Somonauk and Cortland Center Southbound Speed Study  
06/18/2024 - 06/22/2024



Westbound Meadow at Aspen Speed Study  
June 24th 2024 through July 1st 2024

