



Public Works Department Monthly Report January 2023

Listed below is a summary of the activities of the Public Works Department for January 2023

STREETS, PROPERTIES, AND STORM SEWER

- Patched potholes as needed.
- Replaced 4 delineators at the Loved Rd railroad crossing
- Replaced 1 delineator at the Llanos St railroad crossing
- Removed downed tree limb in alley between Llanos and Prairie
- Repainted basketball back boards at McPhillips Park, Hetchler Park, and Cortland Community Park

SNOW PLOWING/ SALTING

- Salted and plowed streets
- Applied approx. 208 tons of salt used in January
- 2,058 miles were put on plow and salt trucks

EQUIPMENT/VEHICLE MAINTENANCE AND REPAIRS

- Serviced the basket truck
- Replaced water pressure valve on E900 Vac Trailer
- Replaced faulty instrument cluster on F-350
- Replaced fuel sensor on the basket truck
- Replaced the brakes on the 2015 Chevy Silverado
- Repacked wheel bearing on all trailers
- Repaired hydraulic leak in 2001 International
- Serviced Squad #17 Also rotated tires and replaced batteries

TRAINING

- All PW staff completed IPRF suggested monthly safety training

WATER AND WASTEWATER

GENERAL

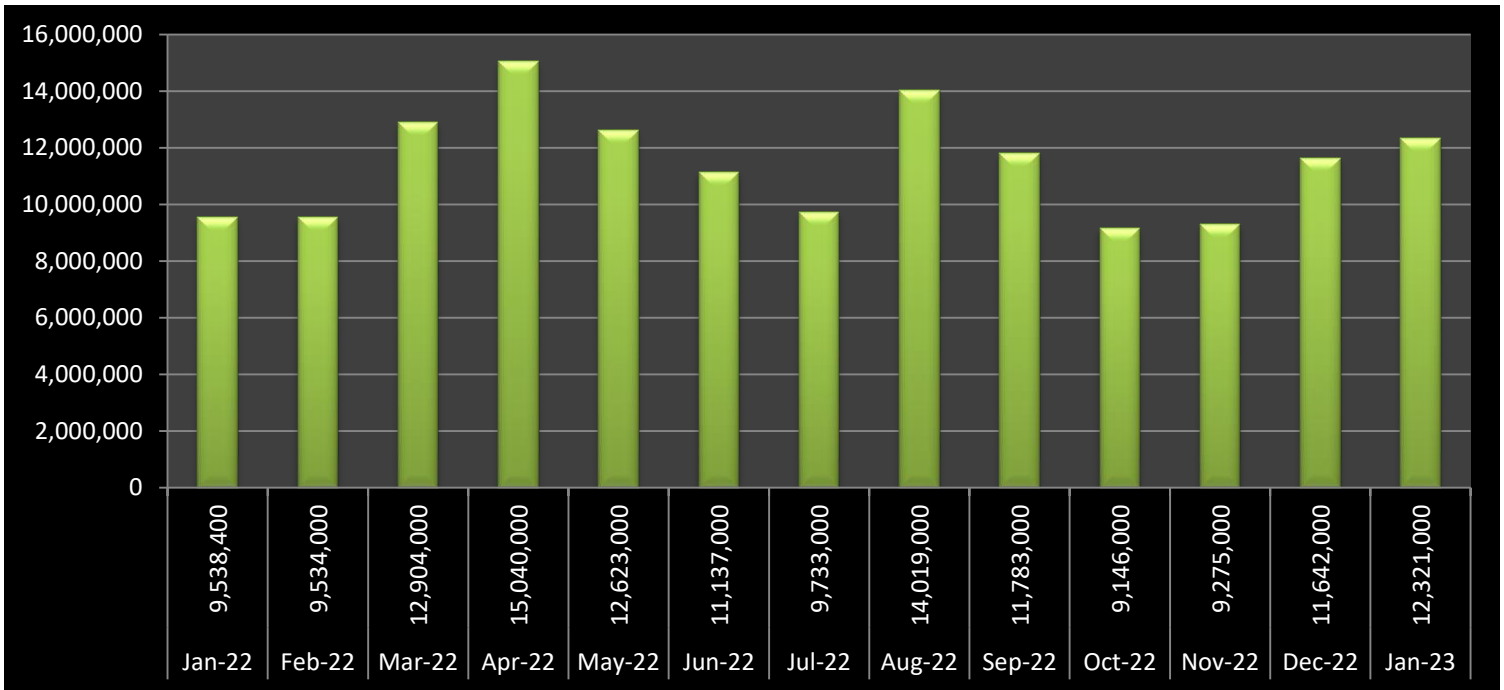
- Completed work orders for:

Shut-Off Service:	1
Turn On Service:	0
Final Read:	7
Courtesy Read:	0
Julie Locate Requests:	71
New Meters Installed:	0
Existing Meters Replaced with New Meters:	10
Other:	
Final Inspections:	2
Total Work Orders:	20

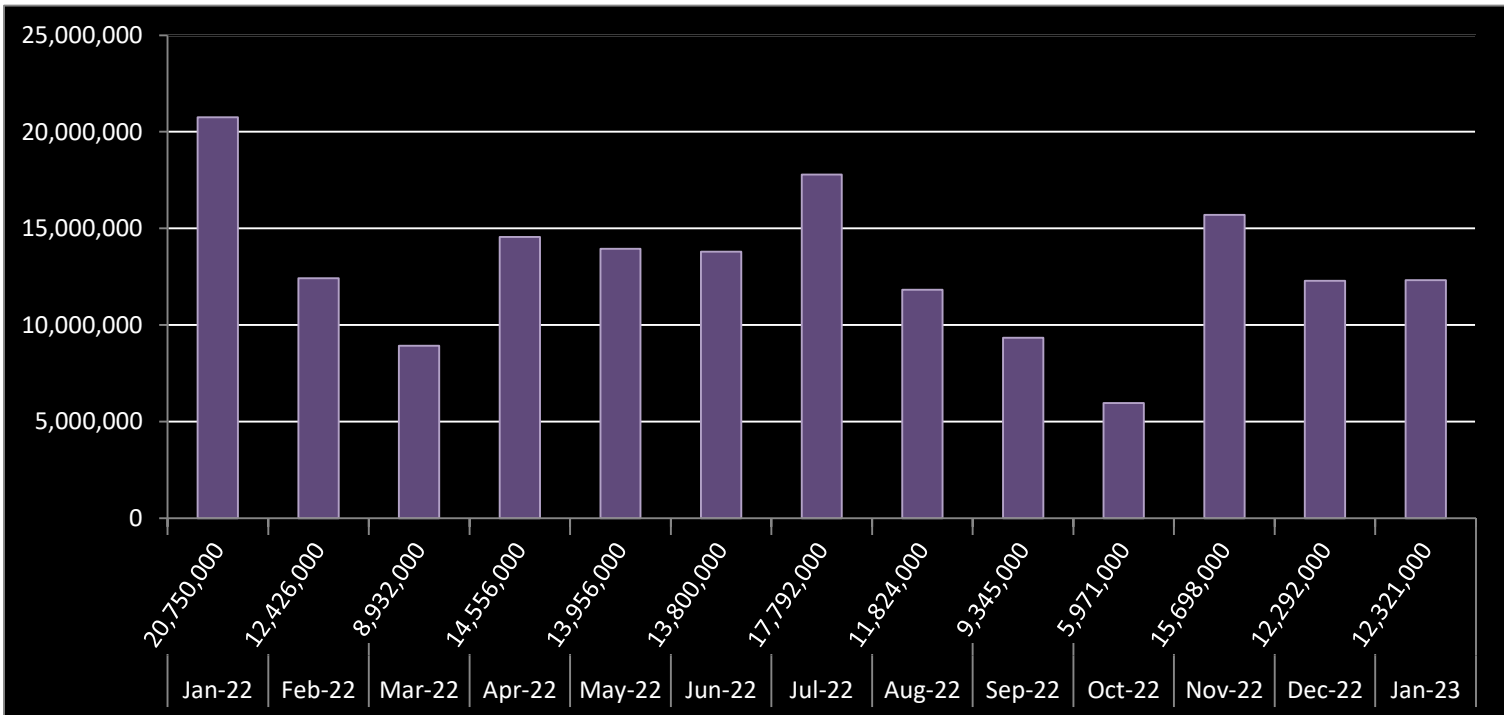
WASTEWATER

- Approx. 12,321,000 gallons flowed into the treatment plant.
- Approx. 12,321,000 gallons were discharged
- The Discharge Monitoring Report (DMR) was completed and filed with the IEPA.
- Completed monthly wastewater sampling
- Completed normal sewer main jetting.
- Replaced the Phase Monitor at BGLS

INFLUENT

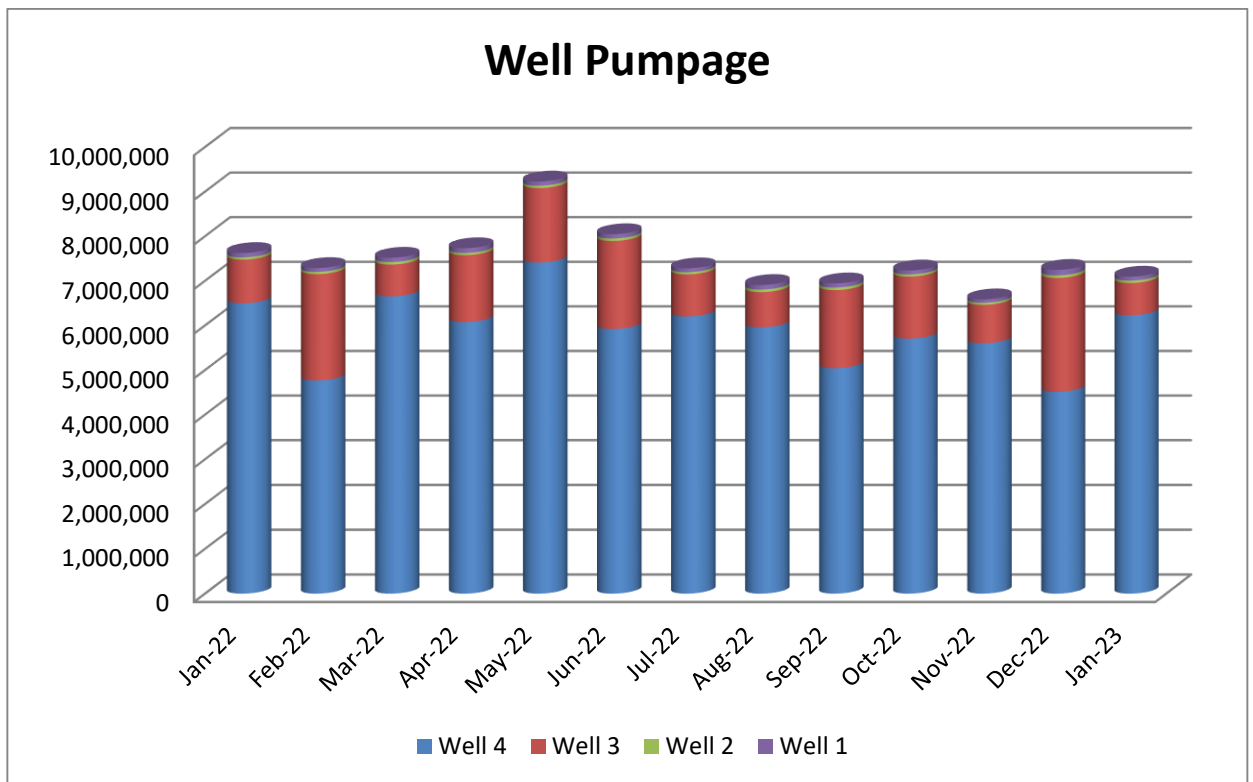


EFFLUENT



WATER

- Completed daily lab samples related to water quality. (pH, Fluoride, Chlorine, Hardness)
- Monthly chemical injection reports were complete and mailed to the IEPA.
- Completed monthly sampling.
- Completed meter reading
- Installed new heater in the treatment room at Well 3



Well 1	87,300
Well 2	55,000
Well 3	725,000
Well 4	6,226,400

Total pumpage of treated water from wells for January: 7,093,700