



# COOPER CITY CITY-WIDE TRAFFIC CALMING STUDY

FEBRUARY 2024

Prepared for:



CITY OF  
**Cooper City**  
Florida

Prepared by:

**THE CORRADINO GROUP**

4055 NW 97TH AVENUE, SUITE 200 • DORAL, FL 33178 • 305.594.0735 • WWW.CORRADINO.COM



## PROFESSIONAL ENGINEER CERTIFICATE

I hereby certify that I am a registered professional engineer in the State of Florida practicing with The Corradino Group, Inc., a corporation authorized to operate as an engineering business, license number CA7665, by the State of Florida Department of Professional Regulation, Board of Professional Engineers, and that I have prepared or approved the evaluation, findings, opinions, conclusions, or technical advice hereby for:

PROJECT: Citywide Traffic Calming Study

LOCATION: City of Cooper City, FL.


I acknowledge that the procedures and references used to develop the results contained in these computations are standard to the professional practice of transportation engineering as applied through professional judgment and experience.

NAME: Diana White, P.E.

P.E. NO.: \_\_\_\_\_

DATE: \_\_\_\_\_

SIGNATURE: \_\_\_\_\_



Diana White



Digitally signed by Diana White  
DN: CN=Diana White,  
dnQualifier=A01410D0000018BB55BDF8A0000EAEA,  
C=Florida, C=US  
Reason: I am the author of this document  
Date: 2024.02.19 15:21:47-05'00'

## EXECUTIVE SUMMARY

The Corradino Group (Corradino) was retained by the City of Cooper City (City) to complete a citywide traffic calming study along fifty-one (51) corridor segments. The intent of the traffic calming study is to provide recommendations of traffic calming devices that will potentially improve speeding concerns and related problems identified by the City's local police department, residents and city staff. The traffic analysis and study is limited to public right-of-way roadway corridors. Each road segment location was reviewed to determine if traffic calming improvements are justified, based on eligibility criteria provided in the **Manual of Uniform Minimum Standards for Design, Construction and Maintenance for Streets and Highways**, also known as **The Florida Greenbook**. It should be noted that **Section 17-38 Public Roads / Article IV – Traffic Calming Devices** of the City of Cooper City Code of ordinance was also reviewed and discussed with City staff as part of the preparation of this study.

Bi-directional speed and traffic volumes were collected along the 51 corridor segments provided by the City for three (3) consecutive days (Tuesday, Wednesday, and Thursday) during a regular week and typical traffic conditions. Typical traffic conditions are generally expected during normal school operations and outside of any holidays or special events.

The list of the fifty-one (51) corridor segments is as follow, and the approximate location where the traffic data was collected can be identified in **Figures 1 to 4** of the study:

1. SW 49th Street- Flamingo Road. to SW 118th Avenue
2. SW 118th Avenue- Griffin Road to SW 49th Street
3. SW 118th Avenue- SW 49th Street to SW 52nd Street
4. SW 118th Avenue- SW 52nd Street to Stirling Road
5. SW 122nd Avenue- SW 49th Street to SW 55th Street
6. SW 116th Avenue- SW 50th Street to SW 52nd Street
7. SW 53rd Place- SW 116th Avenue to SW 118th Avenue
8. SW 52nd Street- SW 116th Avenue to SW 120th Avenue
9. SW 59th Street- SW 116th Avenue to SW 118th Avenue
10. SW 113th Avenue- Stirling Road to SW 55th Street
11. Hiatus Road- Stirling Road to SW 55th Street
12. Hiatus Road- Sheridan Street to NE Lake Blvd
13. Hiatus Road- NE Lake Blvd to Stirling Road
14. SW 106th Avenue- Stirling Road to Griffin Road
15. SW 49th Manor- SW 104th Avenue to SW 101st Avenue

16. SW 50th Street- SW 106th Avenue to SW 102nd Avenue
17. SW 51st Street- SW 106th Avenue to SW 104th Avenue
18. SW 51st Street- SW 104th Avenue to SW 101st Avenue
19. SW 53rd Street- SW 106th Avenue to SW 103rd Avenue
20. SW 53rd Street- SW 103rd Avenue to Palm Avenue
21. SW 101st Avenue- SW 53rd Street to SW 51st Street
22. SW 95th Avenue- SW 50th Street to SW 52nd Street
23. SW 94th Avenue- SW 50th Street to SW 52nd Street
24. SW 49th Street- Palm Avenue to SW 95th Avenue
25. SW 52nd Street- Palm Avenue to SW 92nd Terrace
26. SW 92nd Terrace- SW 52nd Street to SW 50th Place
27. SW 50th Place- SW 92nd Terrace to SW 90th Avenue
28. SW 51st Street- SW 92nd Terrace to SW 90th Avenue
29. SW 90th Avenue- Griffin Road to Stirling Road
30. SW 88th Terrace- SW 59th Street to SW 57th Street
31. SW 57th Street- SW 88th Terrace to SW 88th Avenue
32. SW 58th Street/SW 88Ave- SW 57th Street to Pine Island Road
33. SW 87th Avenue- SW 51st Court to Griffin Road
34. NW 89th Way- NW 34th Street to NW 41st Street
35. SE Lake Blvd- Embassy Drive to Hiatus Road
36. SE Lake Blvd- Hiatus Road to Stonebridge Parkway
37. Stonebridge Parkway- W Lake Blvd. to NE Lake Blvd.
38. Stonebridge Parkway- NE Lake Blvd. to SE Lake Blvd.
39. Stonebridge Parkway- SE Lake Blvd. to W Lake Blvd
40. Pine Island Road- Monterra Blvd to Sheridan Street
41. Pine Island Road- Stirling Road to Monterra Blvd.
42. Stirling Road- Palm Avenue to Pine Island Road
43. Stirling Road- Hiatus Road to Palm Avenue
44. Stirling Road- Hiatus Road to Flamingo Road
45. SW 49th Street – SW 90th Avenue to SW 88th Terrace
46. SW 49th Court – SW 90th Avenue to SW 49th Place
47. SW 49th Court – SW 49th Place to SW 50th Place
48. SW 88th Terrace – SW 49th Street to SW 50th Place
49. SW 88th Terrace – SW 50th Place to SW 52nd Street

50. SW 52nd Street – SW 90th Ave to SW 88th Terrace
51. SW 52nd Street – SW 94th Avenue to SW 95th Avenue

A network screening of the crash history for the most recent five (5) years along the top locations where the 85th percentile was higher than expected was also completed from documented and available crash information as provided by Signal Four Analytics. This crash review, assisted in the process of evaluating the top corridor segments for predominant crash characteristics and patterns, with a specific emphasis on the identification of bicycle and pedestrian crashes due to speed related contributing causes.

The analysis of the collected traffic data along with the 5-year crash review was used to identify the corridors where traffic calming treatments could be installed. The following are the conclusions and recommendations of the City-Wide Traffic Calming Study.

1. Based exclusively on the traffic volume and 85<sup>th</sup> percentile speeds determined from the traffic data collection, traffic calming improvements should be considered at the following road segments:
  - SW 49<sup>th</sup> Street between Flamingo Road and 118<sup>th</sup> Avenue
  - SW 118<sup>th</sup> Avenue between SW 49<sup>th</sup> Street and SW 52<sup>nd</sup> Street
  - SW 113<sup>th</sup> Avenue between Stirling Road and SW 55<sup>th</sup> Street
  - Hiatus Road between Stirling Road and SW 55<sup>th</sup> Street
  - SW 87<sup>th</sup> Avenue between SW 51<sup>st</sup> Court and Griffin Road
  - SW 49<sup>th</sup> Street between SW 90<sup>th</sup> Avenue and SW 88<sup>th</sup> Terrace
  - SW 51<sup>st</sup> Street between SW 92<sup>nd</sup> Terrace and SW 90<sup>th</sup> Avenue
  - SW 52<sup>nd</sup> Street between SW 90<sup>th</sup> Avenue and SW 88<sup>th</sup> Terrace
  - SW 122<sup>nd</sup> Avenue between SW 49<sup>th</sup> Street and SW 55<sup>th</sup> Street
  - Stonebridge Parkway between NE Lake Boulevard and SE Lake Boulevard.
  - SW 52<sup>nd</sup> Street between SW 94<sup>th</sup> Avenue and SW 95<sup>th</sup> Avenue
  - Stonebridge Parkway between W Lake Boulevard and NE Lake Boulevard
  
2. The following two (2) roadway segments are City maintained corridors that have 85<sup>th</sup> percentile speeds that exceed the posted speed limit by over 10 mph on one or both travel directions and traffic volumes that exceeded the 3,000 vehicular threshold per Florida Greenbook by 56% and more. These road segments may need additional evaluation depending on the proposed safety improvements.

- SW 118<sup>th</sup> Avenue between Griffin Road and SW 49<sup>th</sup> Street
  - SW 106<sup>th</sup> Avenue between Stirling Road and Griffin Road
3. It should be noted that there are more than (1) traffic calming improvement that has been identified as a potential solution along several road segment locations. The City may considered to install temporary traffic calming features at one, some or all locations within a study segment and monitor these for a period of time before installing the permanent traffic calming devices, as one of the recommended improvements may provide the desired reduction of vehicular travel speed which is unique to the traffic patterns for the specific neighborhood as a whole. The list of the proposed recommended improvements ranked by the calculated crash rate of the study segment is summarized in **Table 1**. A planning level opinion of probable costs for the proposed improvements is provided in **Table 2**. The unit cost reflects the estimate of the cost of constructing the improvement. The total cost includes a contingency of 15 % of the base unit cost and 30 % for design, permitting and mobilization of the base unit cost.
  4. A public outreach meeting/workshop should be scheduled prior to implementation of any of the proposed traffic calming improvements. The workshop should include a presentation which provides details regarding the traffic data collection and analysis, preliminary recommendations and include resident feedback and dialogue among all of the key stakeholders including the impacted local residents.
  5. Local police, fire departments and EMS personnel should be involved while developing the preferred design for the traffic calming improvements including speed humps and roundabouts.
  6. Relocate the existing stop bar along with the stop sign that serve northbound traffic at the intersection of SW 52nd Street and 95th Avenue 10 to 15 feet closer to the intersection. Based on field measurements obtained, the existing location of this stop bar exceeds the maximum distance requirement from the intersection per Broward County Traffic Engineering Division (BCTED) Pavement Markings & Signs Details and the Manual of Uniform Traffic Control Devices (MUTCD).

Table 1 Summary of Recommended Improvements Ranked by Crash Rate of the Corridor Segment

CORRIDOR SEGMENT	RECOMMENDED IMPROVEMENTS	LOCATION	85th Percentile Over Posted Speed (MPH)	Crash Rate ****
Hiatus Road- Stirling Road to SW 55th Street	Speed Hump	Between SW 56th Ct. & SW 55th St.	15	1098
	Speed Hump	Between SW 57th Cir. & SW 59th St.		
SW 49th Street- SW 90th Avenue to SW 88th Terrace	Speed Table Through Intersection ***	SW 49th St. & SW 89 Ter.	8	836
SW 51st Street- SW 92nd Terrace to SW 90th Avenue	Speed Table w/Marked Crosswalk	At the existing pedestrian xwalk south of Cooper City Elementary School	7	626
SW 52nd Street- SW 94th Avenue to SW 95th Avenue*	Speed Hump	At approximately 9450 SW 52nd St.	9	528
	At GradeTexture Pavement at Intersection	SW 52nd St. & SW 95th Ave.		
SW 113th Avenue- Stirling Road to SW 55th Street	Speed Table Through Intersection ***	SW 113th Ave. & SW 59th St.	13	286
	Speed Hump	Between SW 56th Ct. & SW 58th St.		
SW 118th Avenue- SW 49th Street to SW 52nd Street	Speed Table Through Intersection ***	SW 118th Ave. & SW50th St.	9	208
	Speed Hump	Between SW 50th St. & SW 51st Ct.		
Stonebridge Parkway- W Lake Blvd. to NE Lake Blvd.*	Speed Table Through Intersection ***	Stonebridge Pkwy & E.Sailboat Dr.	10	191
	Texture Pavement at Intersection	Stonebridge Pkwy & N. Lake Blvd.		
	Speed Hump	Between Forest Hill Dr. & Access Rd.		
SW 106th Avenue- Stirling Road to Griffin Road*	Roundabout**	SW 106th Ave & SW 51st St.	12	170
	Texture Pavement at Intersection	SW 106th Ave & SW 49th Pl.		
		SW 106th Ave & SW 57th Pl.		
	Lane Narrowing Strategies W/ Pavement Markings	SW 106th Griffin Rd. to Stirling Rd.		
SW 49th Street- Flamingo Road to 118th Avenue	Speed Table Through Intersection ***	SW 49th St. & SW 122nd Ave.	12	170
	Speed Hump	Between SW 120th Ave. & SW 118th Ave.		
SW 118th Avenue- Griffin Road to SW 49th Street *	Roundabout **	SW 118th Ave. & SW49th St.	8	141
	At GradeTexture Pavement at Intersection	SW 118th Ave. & SW48th St.		
SW 122nd Avenue- SW 49th Street to SW 55th Street	At GradeTexture Pavement at Intersection	SW 122nd & SW 51st St.	6	133
	At GradeTexture Pavement at Intersection	SW 122nd & SW 53rd St.		
Stonebridge Parkway- NE Lake Blvd. to SE Lake Blvd.	Speed Hump	Between Anchor Wy. & Dockside Dr.	6	112
SW 52nd Street- SW 90th Ave to SW 88th Terrace	Speed Hump	Between SW 89th Ter. & SW 89th Wy.	6	87
SW 87th Avenue- SW 51st Court to Griffin Road	Speed Table Through Intersection ***	SW 87th Ave. & SW 87thTer.	8	0

\*Corridors with volumes greater of 3,000 vehicles per day

\*\* Operational Analysis and BCTED approval needed

\*\*\* See Additional Details Figures 43 & 44

\*\*\*\* Crash Rate per Roadway Segment in 100 MVM

Table 2 Planning Level Costs of Recommended Improvements

TRAFFIC CALMING IMPROVEMENTS	UNIT COST	CONTINGENCY (15 %)	DESIGN PERMITTING & MOBILIZATION (30 %)	TOTAL COST
Mini Roundabout *	\$200,000	\$30,000	\$60,000	\$290,000
Raised Speed Table/Intersection	\$100,000	\$15,000	\$30,000	\$145,000
Speed Hump	\$35,000	\$5,250	\$10,500	\$50,750
At Grade Texture Pavement Through Intersection	\$50,000	\$7,500	\$15,000	\$72,500
Lane Narrowing w/Pavement Markings	About \$1.75 per SF, Includes 1" of Pavement Milling & Resurfacing			

\* Mini Roundabout /Neighborhood Traffic Circles are subject to feasibility study



## TABLE OF CONTENTS

PROFESSIONAL ENGINEER CERTIFICATE..... 1

EXECUTIVE SUMMARY ..... 2

LIST OF FIGURES ..... 8

LIST OF TABLES.....10

1.0 INTRODUCTION.....11

2.0 TRAFFIC DATA COLLECTION.....11

3.0 TRAFFIC DATA ANALYSIS .....18

    3.1 TRAFFIC VOLUMES .....18

    3.2 SPEED MEASUREMENTS .....21

    3.3 5-YEAR CRASH REVIEW .....26

4.0 ROADWAY CHARACTERISTICS FIELD OBSERVATIONS .....34

5.0 TRAFFIC CALMING IMPROVEMENT PLAN .....48

6.0 CONCLUSIONS & RECOMMENDATIONS .....62

## LIST OF FIGURES

Figure 1 NW City Quadrant Pneumatic Tube Locations..... 14

Figure 2 NE City Quadrant Pneumatic Tube Locations..... 15

Figure 3 SW City Quadrant Pneumatic Tubes Locations ..... 16

Figure 4 SE City Quadrant Pneumatic Tube Locations ..... 17

Figure 5 (1) SW 49th St. Heat Map of Crashes ..... 27

Figure 6 (3) SW 118th Ave. Heat Map of Crashes ..... 28

Figure 7 (10) SW 113th Ave. Heat Map of Crashes ..... 28

Figure 8 (11) Hiatus Rd. Heat Map of Crashes..... 29

Figure 9 (45) SW 49th St. Heat Map of Crashes ..... 29

Figure 10 SW 51st St. Heat Map of Crashes..... 30

Figure 11 (50) SW 52nd St. Heat Map of Crashes ..... 30

Figure 12 (38) Stonebridge Parkway Heat Map of Crashes ..... 31

Figure 13 (2) SW 112nd Ave. Heat Map of Crashes ..... 31

Figure 14 (2) SW 118th Ave. Heat Map of Crashes ..... 32

Figure 15 (14) SW 106th Ave Heat Map of Crashes ..... 32

Figure 16 (51) SW 52nd St. Heat Map of Crashes ..... 33

Figure 17 (37) Stonebridge Pkwy. Heat Map..... 33

Figure 18 SW 49th St. at SW 120th St. looking west. .... 34

Figure 19 Speed radar at SW 49th St. and SW 120th Ave. And SW 49th St. and SW 122nd looking east, respectively. .... 35

Figure 20 SW 118th Ave. at SW 50th ST. looking north..... 35

Figure 21 SW 118th Ave. at SW 51st Ct. looking north and south, respectively..... 36

Figure 22 SW 113th Ave. at SW 58th St. looking north and south respectively..... 36

Figure 23 SW 113th Ave. adjacent to Forest Lake Park, looking north..... 37

Figure 24 Hiatus Rd. at SW 56th Ct. looking north and south respectively..... 37

Figure 25 Hiatus Rd. at SW 57th Cir. looking north..... 38

Figure 26 SW 87th Ave. at SW 50th St. looking south. .... 39

Figure 27 SW 87th Ave. uncontrolled crosswalk south of 50th St. looking north. And SW 87th Ave at SW 87th Ter. looking south respectively. .... 39

Figure 28 SW 49th St. at SW 89th Ter. looking east and west respectively. .... 40

Figure 29 SW 51st St. looking west. .... 41

Figure 30 Flashing beacon at SW 92nd Ter. facing EB traffic and at 9070 SW 51st St facing WB traffic respectively. .... 41

Figure 31 SW 51st St. at SW 92nd Ave. looking east and uncontrolled marked crosswalk north of SW 91st Ave. respectively. .... 42

Figure 32 SW 52nd Ave. at SW 89th Ter. looking east and west respectively..... 42

Figure 33 Stonebridge Pkwy. At Anchor Way looking northeast and southwest respectively..... 43

Figure 34 Stonebridge Pkwy and NE Lake Blvd. looking south..... 44

Figure 35 SW 122nd Ave corridor looking north..... 45

Figure 36 Speed humps between SW 51st St. and SW 52nd Pl, and between SW 52nd Pl. and SW 53rd St. respectively..... 45

Figure 37 SW 122nd Ave. Speed hump between SW 53rd Str. And SW 55th St. .... 46

Figure 38 aerial image of SW 118th Ave. and SW 49th St. intersection. .... 46

Figure 39 SW 106th Ave. at SW 51st St. looking north. .... 47

Figure 40 SW 52nd Street between SW 94th Ave and SW 95th Ave looking east and west respectively. 48

Figure 41 Stonebridge Pkwy. Uncontrolled Marked Crosswalks at W Lake Blvd. and N. Lake Blvd. looking northeast respectively. .... 48

Figure 42 SW 49th St. recommended locations of proposed traffic calming improvements. .... 49

Figure 43 Images of speed tables with texture pavement through intersections within Broward County. 50

Figure 44 NACTO Raised Intersection. .... 51

Figure 45 NACTO Speed Hump ..... 51

Figure 46 SW 118th Ave. Recommended Locations of Proposed Traffic Calming Improvements. .... 52

Figure 47 SW 113th Ave. and Hiatus Rd. Corridors Recommended Locations of Proposed Traffic Calming Improvements ..... 53



Figure 48 SW 87th Ave. Recommended Location of Proposed Traffic Calming Improvements ..... 54

Figure 49 SW 49th St. Recommended Location of Proposed Traffic Calming Improvements..... 55

Figure 50 SW 51st St. Recommended Locations of Proposed Traffic Calming Treatments..... 55

Figure 51 NACTO Speed Table. .... 56

Figure 52 SW 52nd St. Recommended Locations of Traffic Calming Treatments ..... 56

Figure 53 SW 122nd Ave. Recommended Locations of Traffic Calming Treatments ..... 57

Figure 54 Stonebridge Pkwy. Recommended Locations of Proposed Traffic Calming Treatments..... 58

Figure 55 SW 118th Ave. Recommended Locations of Proposed Improvements ..... 59

Figure 56 NCHRP Report 672 Roundabouts an Informational Guide ..... 59

Figure 57 At Gade Level Texture Pavement/Stamp Asphalt through intersection ..... 60

Figure 58 SW 106 Ave Proposed Location of Improvements..... 61

Figure 59 SW 52nd St. Proposed Location of Improvements..... 62

Figure 60 Stonebridge Pkwy. Proposed Location of Improvements..... 63

**LIST OF TABLES**

Table 1 Summary of Recommended Improvements ..... 6

Table 2 Planning Level Cost of Recommended Improvements..... 7

Table 3 Traffic Volumes Comparison to Florida Greenbook Thresholds..... 19

Table 4 Summary of Roadway Segment Speed Evaluation..... 23

Table 5 Top Roadway Segments..... 25

Table 6 Corridor Segments with Significantly High 85th Percentiles while Exceeding the Florida Greenbook Traffic Volume Guidance Threshold. .... 26

Table 7 Summary of Recommended Improvements ..... 66

Table 8 Planning Level Costs of Recommended Improvements..... 67

**APPENDICES**

- Appendix A...Traffic Data Collection (Speed & Volume)
- Appendix B...City of Cooper City Sec 17-38 Public Roads (Traffic Calming Devices)
- Appendix C...2022 FDOT PSCF Report
- Appendix D...Crash Summary Tables

## 1.0 INTRODUCTION

The Corradino Group (Corradino) was retained by the City of Cooper City to complete a citywide traffic calming study along fifty (51) corridor segments. The intent of the traffic calming study is to provide recommendations of traffic calming devices that will potentially improve speeding concerns and related problems identified by the City's local police department, residents and city staff. The traffic analysis and study is limited to public right-of-way roadway corridors. Each road segment location was reviewed to determine if traffic calming improvements are justified, based on eligibility criteria provided in the **Manual of Uniform Minimum Standards for Design, Construction and Maintenance for Streets and Highways**, also known as **The Florida Greenbook**. It should be noted that **Section 17-38 Public Roads / Article IV – Traffic Calming Devices** of the City of Cooper City Code of ordinance was also reviewed and discussed with City staff as part of the preparation of this study. Based on conversations with the City staff, it was agreed that the recommended speed and volume thresholds for the installation of traffic calming treatments, as outlined in the **Florida Greenbook**, will be utilized for the purpose of this report.

## 2.0 TRAFFIC DATA COLLECTION

72-hour bi-directional speed/volume tube counts were collected along fifty-one (51) identified locations within the City of Cooper City, Florida. The final traffic count locations were approved by City staff prior to the deployment of the traffic data collection equipment.

The 72-hour bi-directional speed/volume road segment counts were collected between 5/16/23 and 5/18/23 at the following locations, except for locations 12, 16, 36, 50 which were collected between 5/23/23 and 5/25/23 and locations 8, 9, 15, 21, 22, 24, 33, 46 which were collected between 6/6/23 and 6/8/23.

1. SW 49th Street- Flamingo Road. to SW 118th Avenue
2. SW 118th Avenue- Griffin Road to SW 49th Street
3. SW 118th Avenue- SW 49th Street to SW 52nd Street
4. SW 118th Avenue- SW 52nd Street to Stirling Road
5. SW 122nd Avenue- SW 49th Street to SW 55th Street
6. SW 116th Avenue- SW 50th Street to SW 52nd Street
7. SW 53rd Place- SW 116th Avenue to SW 118<sup>th</sup> Avenue
8. SW 52nd Street- SW 116th Avenue to SW 120<sup>th</sup> Avenue
9. SW 59th Street- SW 116th Avenue to SW 118<sup>th</sup> Avenue
10. SW 113th Avenue- Stirling Road to SW 55th Street
11. Hiatus Road- Stirling Road to SW 55th Street

12. Hiatus Road- Sheridan Street to NE Lake Blvd
13. Hiatus Road- NE Lake Blvd to Stirling Road
14. SW 106th Avenue- Stirling Road to Griffin Road
15. SW 49th Manor- SW 104th Avenue to SW 101<sup>st</sup> Avenue
16. SW 50th Street- SW 106th Avenue to SW 102<sup>nd</sup> Avenue
17. SW 51st Street- SW 106th Avenue to SW 104<sup>th</sup> Avenue
18. SW 51st Street- SW 104th Avenue to SW 101<sup>st</sup> Avenue
19. SW 53rd Street- SW 106th Avenue to SW 103<sup>rd</sup> Avenue
20. SW 53rd Street- SW 103rd Avenue to Palm Avenue
21. SW 101st Avenue- SW 53rd Street to SW 51st Street
22. SW 95th Avenue- SW 50th Street to SW 52nd Street
23. SW 94th Avenue- SW 50th Street to SW 52nd Street
24. SW 49th Street- Palm Avenue to SW 95th Avenue
25. SW 52nd Street- Palm Avenue to SW 92<sup>nd</sup> Terrace
26. SW 92nd Terrace- SW 52nd Street to SW 50<sup>th</sup> Place
27. SW 50th Place- SW 92nd Terrace to SW 90<sup>th</sup> Avenue
28. SW 51st Street- SW 92nd Terrace to SW 90<sup>th</sup> Avenue
29. SW 90th Avenue- Griffin Road to Stirling Road
30. SW 88th Terrace- SW 59th Street to SW 57th Street
31. SW 57th Street- SW 88th Terrace to SW 88th Avenue
32. SW 58th Street/SW 88Ave- SW 57th Street to Pine Island Road
33. SW 87th Avenue- SW 51st Court to Griffin Road
34. NW 89th Way- NW 34th Street to NW 41st Street
35. SE Lake Blvd- Embassy Drive to Hiatus Road
36. SE Lake Blvd- Hiatus Road to Stonebridge Parkway
37. Stonebridge Parkway- W Lake Blvd. to NE Lake Blvd.
38. Stonebridge Parkway- NE Lake Blvd. to SE Lake Blvd.
39. Stonebridge Parkway- SE Lake Blvd. to W Lake Blvd
40. Pine Island Road- Monterra Blvd to Sheridan Street
41. Pine Island Road- Stirling Road to Monterra Blvd.
42. Stirling Road- Palm Avenue to Pine Island Road
43. Stirling Road- Hiatus Road to Palm Avenue
44. Stirling Road- Hiatus Road to Flamingo Road
45. SW 49th Street – SW 90th Avenue to SW 88th Terrace

46. SW 49th Court – SW 90th Avenue to SW 49th Place
47. SW 49th Court – SW 49th Place to SW 50th Place
48. SW 88th Terrace – SW 49th Street to SW 50th Place
49. SW 88th Terrace – SW 50th Place to SW 52nd Street
50. SW 52nd Street – SW 90th Ave to SW 88th Terrace
51. SW 52nd Street – SW 94th Avenue to SW 95th Avenue

The locations of all fifty-one (51) three-day speed/volume roadway segment counts are depicted in **Figures 1, 2, 3 and 4**. The 72-hour speed and volume data collected at all fifty-one (51) locations is included in **Appendix A**.





Figure 2 NE City Quadrant Pneumatic Tube Locations



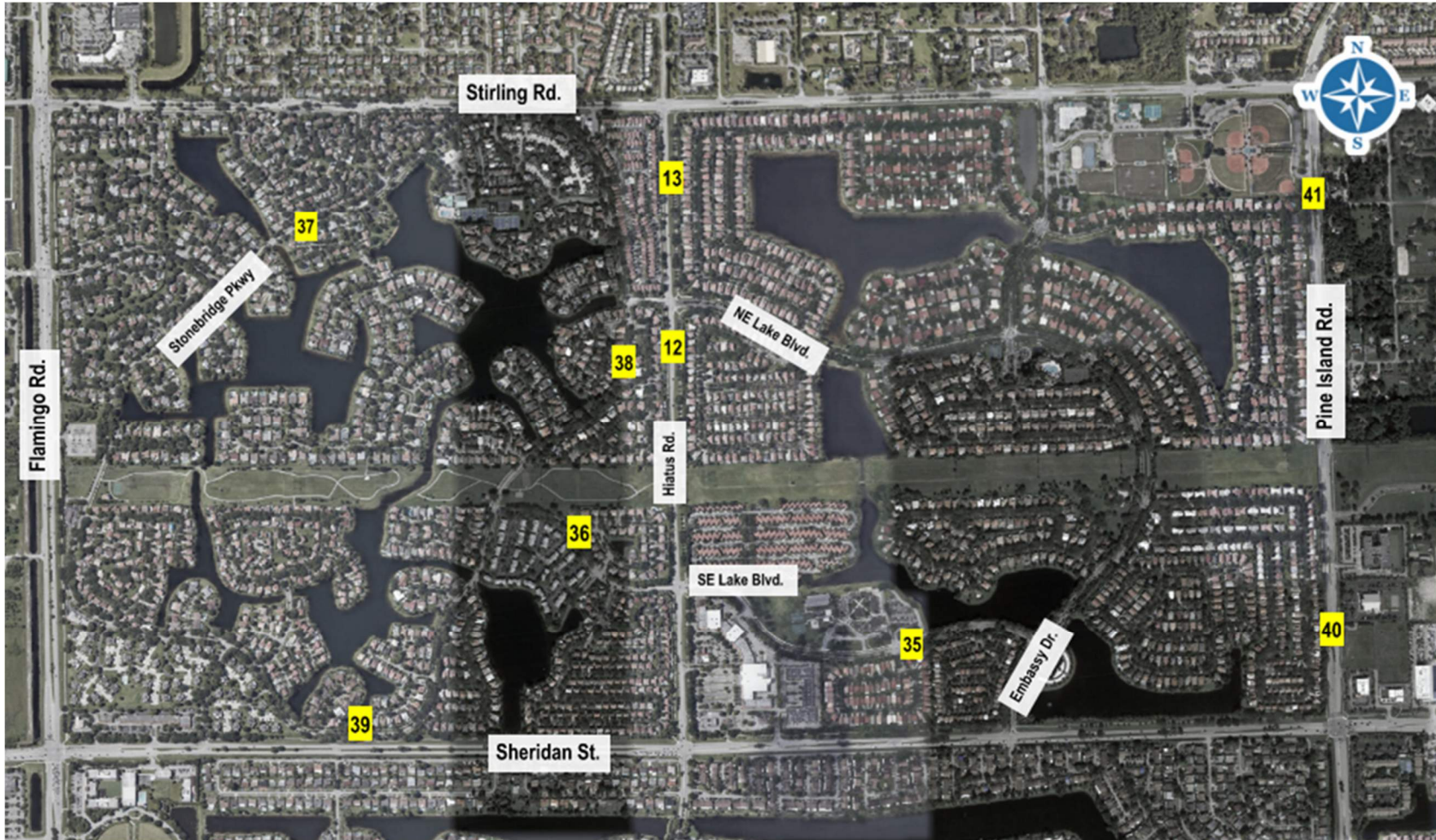


Figure 3 SW City Quadrant Pneumatic Tubes Locations



Figure 4 SE City Quadrant Pneumatic Tube Locations

## 3.0 TRAFFIC DATA ANALYSIS

Corradino completed a traffic analysis of the collected traffic data at each of the 51 road segment locations. This included a review of the vehicle speeds and traffic volumes for the 3-day traffic count. The objective of the traffic data analysis was to identify the need and locations for traffic calming improvements within the study segments. Each road segment location was reviewed to determine if traffic calming improvements are justified, based on eligibility criteria provided in the **Manual of Uniform Minimum Standards for Design, Construction and Maintenance for Streets and Highways**, also known as **The Florida Greenbook**. It should be noted that **Section 17-38 Public Roads / Article IV – Traffic Calming Devices** of the City of Cooper City Code of ordinance was also reviewed and discussed with City staff as part of the preparation of this study. Based on conversations with the City staff, it was agreed that the recommended speed and volume thresholds for the installation of traffic calming treatments, as outlined in the **Florida Greenbook**, will be utilized for the purpose of this report. The analysis of the collected traffic data will be used to identify the corridors where traffic calming treatments could be installed. A copy of the City's Traffic Calming Ordinance for **Public Road Section 17-38** is included in **Appendix B**

### 3.1 TRAFFIC VOLUMES

**Chapter 15** of the **2018 The Florida Greenbook**, recommends the installation of traffic calming devices on collectors and local roadways with traffic volumes not exceeding 3,000 vehicles per day. A summary of the daily traffic volumes collected on the study roadway segments compared to Florida Greenbook recommended threshold traffic volumes for the installation of traffic calming treatments is presented in **Table 2**. It should be noted that the traffic volumes presented in Table 2 highlight the average of 3-day 24-hour volumes collected between Tuesday to Thursday during typical traffic conditions. Typical traffic conditions are generally expected during normal school operations and outside of any holidays or special events. These volumes have been adjusted to represent peak season traffic conditions using the appropriate peak season factor category (PSCF) of 1.03, 1.04 and 1.06 for the respective collected week was obtained from the Florida Department of Transportation Online Website. A copy of the 2022 FDOT PSCF Report is provided in **Appendix C**.

## COOPER CITY TRAFFIC CALMING STUDY

Table 3 Traffic Volumes Comparison to Florida Greenbook Thresholds

Tube Count #	Roadway Name	Limits	Roadway Classification	Roadway Jurisdiction	Adjusted Daily Traffic	Meets Daily Volume Threshold?*
<a href="#">1</a>	SW 49th Street	Flamingo Road to SW 118th Avenue	Local Street	City	2749	YES
<a href="#">2</a>	SW 118th Avenue	Griffin Road to SW 49th Street	Local Street	City	4592	NO
<a href="#">3</a>	SW 118th Avenue	SW 49th Street to SW 52nd Street	Local Street	City	2633	YES
<a href="#">4</a>	SW 118th Avenue	SW 52nd Street to Stirling Road	Local Street	City	2716	YES
<a href="#">5</a>	SW 122nd Avenue	SW 49th Street to SW 55th Street	Local Street	City	1816	YES
<a href="#">6</a>	SW 116th Avenue	SW 50th Street to SW 52nd Street	Local Street	City	1030	YES
<a href="#">7</a>	SW 53rd Place	SW 116th Avenue to SW 118th Avenue	Local Street	City	546	YES
<a href="#">8</a>	SW 52nd Street	SW 116th Avenue to SW 120th Avenue	Local Street	City	547	YES
<a href="#">9</a>	SW 59th Street	SW 116th Avenue to SW 118th Avenue	Local Street	City	384	YES
<a href="#">10</a>	SW 113th Avenue	Stirling Road to SW 55th Street	Local Street	City	563	YES
<a href="#">11</a>	Hiatus Road	Stirling Road to SW 55th Street	Collector	City	307	YES
<a href="#">12</a>	Hiatus Road	Sheridan Street to NE Lake Blvd	Collector	City	12319	NO
<a href="#">13</a>	Hiatus Road	NE Lake Blvd to Stirling Road	Collector	City	11259	NO
<a href="#">14</a>	SW 106th Avenue	Stirling Road to Griffin Road	Local Street	City	5175	NO
<a href="#">15</a>	SW 49th Manor	SW 104th Avenue to SW 101st Avenue	Local Street	City	524	YES
<a href="#">16</a>	SW 50th Street	SW 106th Avenue to SW 102nd Avenue	Local Street	City	357	YES
<a href="#">17</a>	SW 51st Street	SW 106th Avenue to SW 104th Avenue	Local Street	City	381	YES
<a href="#">18</a>	SW 51st Street	SW 104th Avenue to SW 101st Avenue	Local Street	City	717	YES
<a href="#">19</a>	SW 53rd Street	SW 106th Avenue to SW 103rd Avenue	Local Street	City	594	YES
<a href="#">20</a>	SW 53rd Street	SW 103rd Avenue to Palm Avenue	Local Street	City	678	YES
<a href="#">21</a>	SW 101st Avenue	SW 53rd Street to SW 51st Street	Local Street	City	199	YES
<a href="#">22</a>	SW 95th Avenue	SW 50th Street to SW 52nd Street	Local Street	City	873	YES
<a href="#">23</a>	SW 94th Avenue	SW 50th Street to SW 52nd Street	Local Street	City	555	YES
<a href="#">24</a>	SW 49th Street	Palm Avenue to SW 95th Avenue	Local Street	City	923	YES
<a href="#">25</a>	SW 52nd Street	Palm Avenue to SW 92nd Terrace	Local Street	City	2663	YES

## COOPER CITY TRAFFIC CALMING STUDY

Tube Count #	Roadway Name	Limits	Roadway Classification	Roadway Jurisdiction	Adjusted Daily Traffic	Meets Daily Volume Threshold?*
<a href="#">26</a>	SW 92nd Terrace	SW 52nd Street to SW 50th Place	Local Street	City	<b>514</b>	YES
<a href="#">27</a>	SW 50th Place	SW 92nd Terrace to SW 90th Avenue	Local Street	City	<b>2097</b>	YES
<a href="#">28</a>	SW 51st Street	SW 92nd Terrace to SW 90th Avenue	Local Street	City	<b>2627</b>	YES
<a href="#">29</a>	SW 90th Avenue	Griffin Road to Stirling Road	Local Street	City	<b>7614</b>	NO
<a href="#">30</a>	SW 88th Terrace	SW 59th Street to SW 57th Street	Local Street	City	<b>715</b>	YES
<a href="#">31</a>	SW 57th Street	SW 88th Terrace to SW 88th Avenue	Local Street	City	<b>859</b>	YES
<a href="#">32</a>	SW 58th Street /SW 88th Ave	SW 57th Street to Pine Island Road	Local Street	City	<b>551</b>	YES
<a href="#">33</a>	SW 87th Avenue	SW 51st Court to Griffin Road	Local Street	City	<b>2165</b>	YES
<a href="#">34</a>	NW 89th Way	NW 34th Street to NW 41st Street	Local Street	City	<b>674</b>	YES
<a href="#">35</a>	SE Lake Blvd	Embassy Drive to Hiatus Road	Local Street	City	<b>2827</b>	YES
<a href="#">36</a>	SE Lake Blvd	Hiatus Road to Stonebridge Parkway	Local Street	City	<b>2151</b>	YES
<a href="#">37</a>	Stonebridge Parkway	W Lake Blvd. to NE Lake Blvd	Local Street	City	<b>3111</b>	NO
<a href="#">38</a>	Stonebridge Parkway	NE Lake Blvd. to SE Lake Blvd.	Local Street	City	<b>2385</b>	YES
<a href="#">39</a>	Stonebridge Parkway	SE Lake Blvd. to W Lake Blvd	Local Street	City	<b>2045</b>	YES
<a href="#">40</a>	Pine Island Road	Monterra Blvd to Sheridan Street	Arterial	County	<b>25970</b>	NO
<a href="#">41</a>	Pine Island Road	Stirling Road to Monterra Blvd	Arterial	County	<b>28085</b>	NO
<a href="#">42</a>	Stirling Road	Palm Avenue to Pine Island Road	Arterial	County	<b>30763</b>	NO
<a href="#">43</a>	Stirling Road	Hiatus Road to Palm Avenue	Arterial	City	<b>25151</b>	NO
<a href="#">44</a>	Stirling Road	Hiatus Road to Flamingo Road	Arterial	City	<b>20917</b>	NO
<a href="#">45</a>	SW 49th Street	SW 90th Avenue to SW 88th Terrace	Local Street	City	<b>728</b>	YES
<a href="#">46</a>	SW 49th Court	SW 90th Avenue to SW 49th Place	Local Street	City	<b>735</b>	YES
<a href="#">47</a>	SW 49th Court / 89th Ave	SW 49th Place to SW 50th Place	Local Street	City	<b>176</b>	YES
<a href="#">48</a>	SW 88th Terrace	SW 49th Street to SW 50th Place	Local Street	City	<b>271</b>	YES
<a href="#">49</a>	SW 88th Terrace	SW 50th Place to SW 52nd Street	Local Street	City	<b>439</b>	YES
<a href="#">50</a>	SW 52nd Street	SW 90th Avenue to SW 88th Terrace	Local Street	City	<b>2160</b>	YES
<a href="#">51</a>	SW 52nd Street	SW 94th Avenue to SW 95th Avenue	Local Street	City	<b>3194</b>	NO

\*2018 Florida Greenbook recommends less than 3,000 vehicles per day for installation of traffic calming devices.

Highlighted roadway segments in **YELLOW** are the road sections that meet the Florida Greenbook threshold of 3000 vehicles per day or less.

## 3.2 SPEED MEASUREMENTS

The purpose of collecting speed measurements was to determine the magnitude of vehicular speeds within selected City corridor segments. Speed measurements were collected along the same 51 locations where the traffic volume data were collected. The 85th percentile speed is often used as a measure of the upper limit of “reasonable” speeds for the prevailing conditions. The 85<sup>th</sup> percentile speed is the speed at or below which 85 percent of the drivers travel on a road segment. The maximum speed limits posted as the result of a study should be based primarily on the 85<sup>th</sup> percentile speed when adequate speed samples can be secured. The use of the 85th percentile speed concept is based on the theory that:

- the large majority of drivers:
  - are reasonable and prudent
  - do not want to have a crash
  - desire to reach their destination in the shortest possible time
- a speed at or below which 85 percent of people drive at any given location under good weather and visibility conditions may be considered as the maximum safe speed for that location.

The completed field reviews indicate that there are NO posted speed limit signs along the following study corridor segments:

7. SW 52nd Street- SW 116th Avenue to SW 120th Avenue
8. SW 59th Street- SW 116th Avenue to SW 118th Avenue
9. SW 113th Avenue- Stirling Road to SW 55th Street
15. SW 50th Street- SW 106th Avenue to SW 102nd Avenue
19. SW 53rd Street- SW 103rd Avenue to Palm Avenue
20. SW 101st Avenue- SW 53rd Street to SW 51st Street
23. SW 49th Street- Palm Avenue to SW 95th Avenue
26. SW 50th Place- SW 92nd Terrace to SW 90th Avenue
27. SW 51st Street- SW 92nd Terrace to SW 90th Avenue
28. SW 90th Avenue- Griffin Road to Stirling Road
31. SW 58th Street/SW 88Ave- SW 57th Street to Pine Island Road
32. SW 87th Avenue- SW 51st Court to Griffin Road
33. NW 89th Way- NW 34th Street to NW 41st Street
34. SE Lake Blvd- Embassy Drive to Hiatus Road
45. SW 49th Court – SW 90th Avenue to SW 49th Place
50. SW 52nd Street – SW 94th Avenue to SW 95th Avenue

For the purpose of speed data analysis and based on the multiple Area Wide speed signs observed within close proximity to the study corridor segments mentioned above, a 25-mph speed was used for the speed evaluation at the previously mentioned segments. The 85th percentile speeds and average speeds for all the study roadway segments are summarized in **Table 3**.

The speed measurements identified in Table 3 demonstrate that the **average speeds** traveled by motorists along the study corridor segments are generally as follows:

- between 17 and 35 miles per hour (mph) along segments with 25 mph posted speed limit,
- between 27 and 37 mph along segments with 30 mph posted speed limit,
- 41 mph along segments with 35 mph posted speed limit,
- 38 mph along segments with 40 mph posted speed limit, and
- between 40 and 46 mph with 45 mph posted speed limit.

The evaluation of the **85th percentile speeds** demonstrate that some motorists travel more than the posted speed limit along forty-five (45) of the fifty-one (51) study roadway segments. In general, the 85th percentile speeds of the study corridor segments are as follows:

- between 21 and 37 miles per hour (mph) along segments with 25 mph posted speed limit,
- between 31 and 45 mph along segments with 30 mph posted speed limit,
- 47 mph along segments with 35 mph posted speed limit,
- between 43 and 46 mph along segments with 40 mph posted speed limit, and
- between 47 and 51 mph along segments with 45 mph posted speed limit.

## COOPER CITY TRAFFIC CALMING STUDY

Table 4 Summary of Roadway Segment Speed Evaluation

Tube Count #	Roadway Name	Limits	Posted Speed Limit (MPH)	Average Operating Speed (MPH)	85th Percentile Speed (MPH)	85th Percentile Above Posted Speed Limit (MPH)
1	SW 49th Street	Flamingo Road to SW 118th Avenue	25	32	37	12
2	SW 118th Avenue	Griffin Road to SW 49th Street	25	29	33	8
3	SW 118th Avenue	SW 49th Street to SW 52nd Street	25	28	34	9
4	SW 118th Avenue	SW 52nd Street to Stirling Road	25	25	30	5
5	SW 122nd Avenue	SW 49th Street to SW 55th Street	25	25	31	6
6	SW 116th Avenue	SW 50th Street to SW 52nd Street	25	20	24	-1
7	SW 53rd Place	SW 116th Avenue to SW 118th Avenue	25	24	30	5
8	SW 52nd Street	SW 116th Avenue to SW 120th Avenue	25	22	27	2
9	SW 59th Street	SW 116th Avenue to SW 118th Avenue	25	21	27	2
10	SW 113th Avenue	Stirling Road to SW 55th Street	25	30	38	13
11	Hiatus Road	Stirling Road to SW 55th Street	30	37	45	15
12	Hiatus Road	Sheridan Street to NE Lake Blvd	40	38	46	6
13	Hiatus Road	NE Lake Blvd to Stirling Road	40	38	43	3
14	SW 106th Avenue	Stirling Road to Griffin Road	35	41	47	12
15	SW 49th Manor	SW 104th Avenue to SW 101st Avenue	25	23	29	4
16	SW 50th Street	SW 106th Avenue to SW 102nd Avenue	25	23	28	3
17	SW 51st Street	SW 106th Avenue to SW 104th Avenue	25	24	30	5
18	SW 51st Street	SW 104th Avenue to SW 101st Avenue	25	23	28	3
19	SW 53rd Street	SW 106th Avenue to SW 103rd Avenue	25	23	29	4
20	SW 53rd Street	SW 103rd Avenue to Palm Avenue	25	23	29	4
21	SW 101st Avenue	SW 53rd Street to SW 51st Street	25	22	29	4
22	SW 95th Avenue	SW 50th Street to SW 52nd Street	25	17	22	-3
23	SW 94th Avenue	SW 50th Street to SW 52nd Street	25	19	24	-1
24	SW 49th Street	Palm Avenue to SW 95th Avenue	25	21	26	1
25	SW 52nd Street	Palm Avenue to SW 92nd Terrace	25	22	26	1



## COOPER CITY TRAFFIC CALMING STUDY

Tube Count #	Roadway Name	Limits	Posted Speed Limit (MPH)	Average Operating Speed (MPH)	85th Percentile Speed (MPH)	85th Percentile Above Posted Speed Limit (MPH)
26	SW 92nd Terrace	SW 52nd Street to SW 50th Place	25	17	22	-3
27	SW 50th Place	SW 92nd Terrace to SW 90th Avenue	25	22	30	5
28	SW 51st Street	SW 92nd Terrace to SW 90th Avenue	25	24	32	7
29	SW 90th Avenue	Griffin Road to Stirling Road	30	27	33	3
30	SW 88th Terrace	SW 59th Street to SW 57th Street	25	25	30	5
31	SW 57th Street	SW 88th Terrace to SW 88th Avenue	25	15	20	-5
32	SW 58th Street	SW 57th Street to Pine Island Road	25	24	31	6
33	SW 87th Avenue	SW 51st Court to Griffin Road	25	28	33	8
34	NW 89th Way	NW 34th Street to NW 41st Street	25	25	31	6
35	SE Lake Blvd	Embassy Drive to Hiatus Road	30	23	32	2
36	SE Lake Blvd	Hiatus Road to Stonebridge Parkway	30	26	31	1
37	Stonebridge Parkway	W Lake Blvd. to NE Lake Blvd	30	31	38	8
38	Stonebridge Parkway	NE Lake Blvd. to SE Lake Blvd.	30	30	36	6
39	Stonebridge Parkway	SE Lake Blvd. to W Lake Blvd.	30	25	30	0
40	Pine Island Road	Monterra Blvd. to Sheridan Street	45	46	51	6
41	Pine Island Road	Stirling Road to Monterra Blvd.	45	43	50	5
42	Stirling Road	Palm Avenue to Pine Island Road	45	41	51	6
43	Stirling Road	Hiatus Road to Palm Avenue	45	43	49	4
44	Stirling Road	Hiatus Road to Flamingo Road	45	40	47	2
45	SW 49th Street	SW 90th Avenue to SW 88th Terrace	25	27	33	8
46	SW 49th Court	SW 90th Avenue to SW 49th Place	25	18	22	-3
47	SW 49th Court	SW 49th Place to SW 50th Place	25	22	28	3
48	SW 88th Terrace	SW 49th Street to SW 50th Place	25	24	30	5
49	SW 88th Terrace	SW 50th Place to SW 52nd Street	25	24	30	5
50	SW 52nd Street	SW 90th Avenue to SW 88th Terrace	25	26	31	6
51	SW 52nd Street	SW 94th Avenue to SW 95th Avenue	25	28	34	9

Highlighted roadway segment in **YELLOW** are the road sections where 85<sup>th</sup> percentile speeds exceeded the posted speed limit by 6 or more as well as the 3,000 or less vehicles per day is met.

Highlighted roadway segments in **GREY** are the roadway sections where 85<sup>th</sup> percentiles speeds exceeded the posted speed limit by 6 or more, but the average vehicular volume of 3,000 was exceeded.

**Table 4** identifies the study segments where the threshold traffic volumes and the 85<sup>th</sup> percentile exceeds the posted speed limit by 6 or more miles per hour.

Table 5 Top Roadway Segments.

Road Segment	Direction	Posted Speed	85th Percentile	MPH Above Posted Speed	Average Daily Traffic
<b>1. SW 49th Street (E-W)</b>					
SW 49th Street- Flamingo Road to 118th Avenue	Eastbound	25	38	13	2749
	Westbound	25	37	12	
	Average	25	38	13	
<b>3. SW 118th Avenue (N-S)</b>					
SW 118th Avenue- SW 49th Street to SW 52nd Street	Northbound	25	33	8	2633
	Southbound	25	35	10	
	Average	25	34	9	
<b>10. SW 113th Avenue (N-S)</b>					
SW 113th Avenue- Stirling Road to SW 55th Street	Northbound	25	37	12	563
	Southbound	25	39	14	
	Average	25	38	13	
<b>11. Hiatus Road (N-S)</b>					
Hiatus Road- Stirling Road to SW 55th Street	Northbound	30	45	15	307
	Southbound	30	44	14	
	Average	30	45	15	
<b>33. SW 87th Avenue (N-S)</b>					
SW 87th Avenue- SW 51st Court to Griffin Road	Northbound	25	34	9	2663
	Southbound	25	32	7	
	Average	25	33	8	
<b>45. SW 49th Street (E-W)</b>					
SW 49th Street- SW 90th Avenue to SW 88th Terrace	Eastbound	25	32	7	728
	Westbound	25	34	9	
	Average	25	33	8	
<b>28. SW 51st Street (E-W)</b>					
SW 51st Street- SW 92nd Terrace to SW 90th Avenue	Eastbound	25	31	6	2627
	Westbound	25	33	8	
	Average	25	32	7	
<b>50. SW 52nd Street (E-W)</b>					
SW 52nd Street- SW 90th Ave to SW 88th Terrace	Eastbound	25	34	9	2160
	Westbound	25	29	4	
	Average	25	32	7	
<b>38. Stonebridge Parkway (E-W)</b>					
Stonebridge Parkway- NE Lake Blvd. to SE Lake Blvd.	Eastbound	30	38	8	2385
	Westbound	30	34	4	
	Average	30	36	6	
<b>5. SW 122nd Avenue (N-S)</b>					
SW 122nd Avenue- SW 49th Street to SW 55th Street	Northbound	25	30	5	1816
	Southbound	25	32	7	
	Average	25	31	6	

Other City maintained corridor segments where the measured speeds were noticeable higher than the 85<sup>th</sup> percentile (9 mph and over) but the traffic volumes exceeded the 3,000 vehicles threshold recommended by the Florida Greenbook for the installation of traffic calming measures are shown in **Table 5**

Table 6 Corridor Segments with Significantly High 85th Percentiles while Exceeding the Florida Greenbook Traffic Volume Guidance Threshold.

Road Segment	Direction	Posted Speed	85th Percentile	MPH Above Posted	Average Daily Traffic
<b>2. SW 118th Avenue (N-S)</b>					
SW 118th Avenue- Griffin Road to SW 49th Street	Northbound	25	37	12	4694
	Southbound	25	38	13	
	Average	25	38	13	
<b>14. SW 106th Avenue (N-S)</b>					
SW 106th Avenue- Stirling Road to Griffin Road	Northbound	35	48	13	5175
	Southbound	35	46	11	
	Average	35	47	12	
<b>51. SW 52nd Street (E-W)</b>					
SW 52nd Street- SW 94th Avenue to SW 95th Avenue	Eastbound	25	33	8	3194
	Westbound	25	34	9	
	Average	25	34	9	
<b>37. Stonebridge Parkway (E-W)</b>					
Stonebridge Parkway- NE Lake Blvd. to SE Lake Blvd.	Eastbound	30	37	7	3111
	Westbound	30	38	8	
	Average	30	38	8	

### 3.3 5-YEAR CRASH REVIEW

A network screening of the crash history for the most recent five (5) years, **August 1st, 2018, to July 31st, 2023**, along the study corridor segments listed in **Tables 3 and 4** was completed from documented and available crash information as provided by Signal Four Analytics. Signal Four Analytics is a program which evaluates crash data from the Florida Department of Highway Safety and Motor Vehicles. Crash Data is updated nightly and are geo-located which allows them to be shown on an interactive map and be presented as a spatial distribution of crashes. Intersection and road segment crash data analysis can be performed for certain timeframes to evaluate types of crashes (vehicle/bike/pedestrian), time of day, road condition and other variables using Signal Four Analytics. This crash review, assisted in the process of evaluating each of the 14 corridor segments for predominant crash characteristics and patterns, with a specific emphasis on the identification of speed related crashes as well as bicycle and pedestrian crashes.

A heat map has been provided for the 14 reviewed corridor segments which depicts the documented crash location. A summary excel spreadsheet has been provided in the **Appendix D** There were NO reported crashes along segment # 33. SW 87th Avenue – SW 51st Court to Griffin Road for the 5-year crash review completed utilizing Signal Four Analytics, therefore no crash information has been provided for this roadway segment. A summary of the completed crash review along the 14 study corridor segments is provided.

### 1. SW 49th Street- Flamingo Road to SW 118th Avenue

There was a total of 4 documented crashes with 1 injury crash and zero fatalities. The predominant crash pattern was angle crashes. The predominant cause for the crashes was careless driving. There were no incidents involving bicyclists or pedestrians over the 5- year review period.

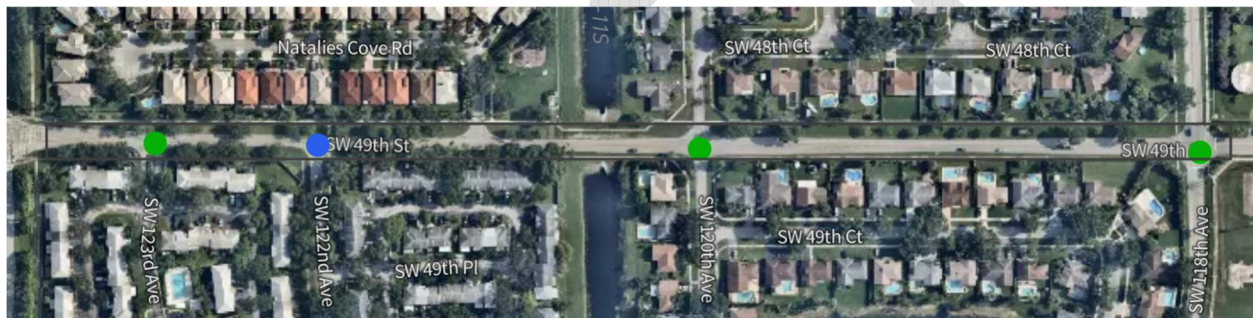


Figure 5 (1) SW 49th St. Heat Map of Crashes

**3. SW 118th Avenue- SW 49th Street to SW 52nd Street**

There was a total of 3 documented crashes with 1 injury crash and zero fatalities. The predominant crash pattern was angle crashes at the intersection of SW 118th Avenue and SW 51st Court. The predominant cause for the crashes was careless driving. There were no incidents involving bicyclists or pedestrians over the 5- year review period.




Figure 6 (3) SW 118th Ave. Heat Map of Crashes

**10. SW 113th Avenue- Stirling Road to SW 55th Street**

There was a total of 2 documented crashes with no injury crashes and zero fatalities. The predominant crash pattern was angle crashes. The predominant cause for the crashes was careless driving. There were no incidents involving bicyclists or pedestrians over the 5- year review period.



Figure 7 (10) SW 113th Ave. Heat Map of Crashes

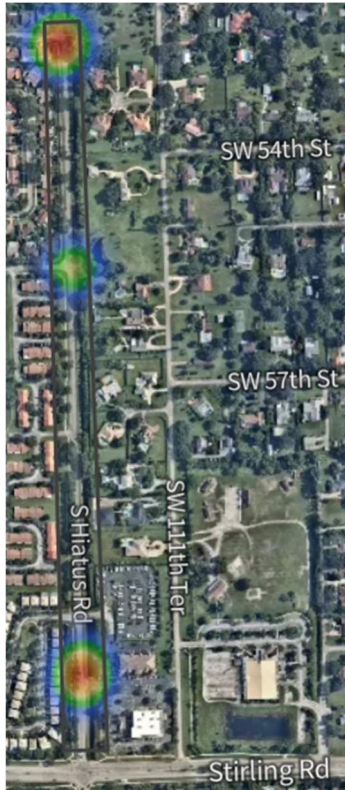


Figure 8 (11) Hiatus Rd. Heat Map of Crashes

**11. Hiatus Road – Stirling Road to SW 55th Street**

There was a total of 4 documented crashes with 2 injury crashes and zero fatalities. The predominant crash pattern was off the road crashes. The predominant cause for the crashes was careless driving. There were no incidents involving bicyclists or pedestrians over the 5- year review period.

**33. SW 87th Avenue – SW 51st Court to Griffin Road**

There were no documented crashes over the 5-year review period.

**45. SW 49th Street – SW 90th Avenue to SW 88th Terrace**

There was a total of 4 documented crashes with 2 injury crashes and zero fatalities. The predominant crash pattern was backed-into crashes. The predominant cause for the crashes was improper backing. There was one (1) incident involving a bicyclist and no incidents involving pedestrian over the 5- year review period.



Figure 9 (45) SW 49th St. Heat Map of Crashes

**28. SW 51st Street- SW 92nd Terrace to SW 90th Avenue**

There was a total of 9 documented crashes with 3 injury crashes and zero fatalities. The predominant crash pattern was left-turn crashes. The predominant cause for the crashes was careless driving. There were no incidents involving bicyclists or pedestrians over the 5- year review period.

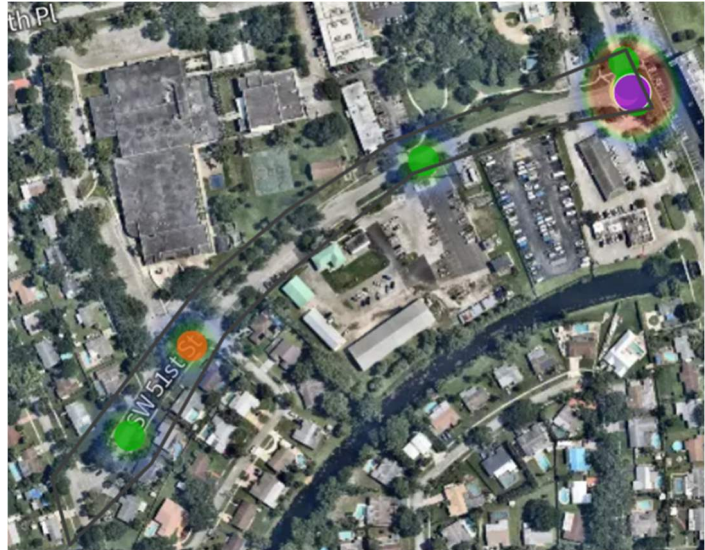


Figure 10. SW 51st St. Heat Map of Crashes

**50. SW 52nd Street – SW 90th Avenue and SW 88th Terrace.**

There was a total of 1 documented crash with no injuries and zero fatalities. The crash type was sideswipe. The predominant cause for the crash was improper backing. There were no incidents involving bicyclists or pedestrians over the 5- year review period.

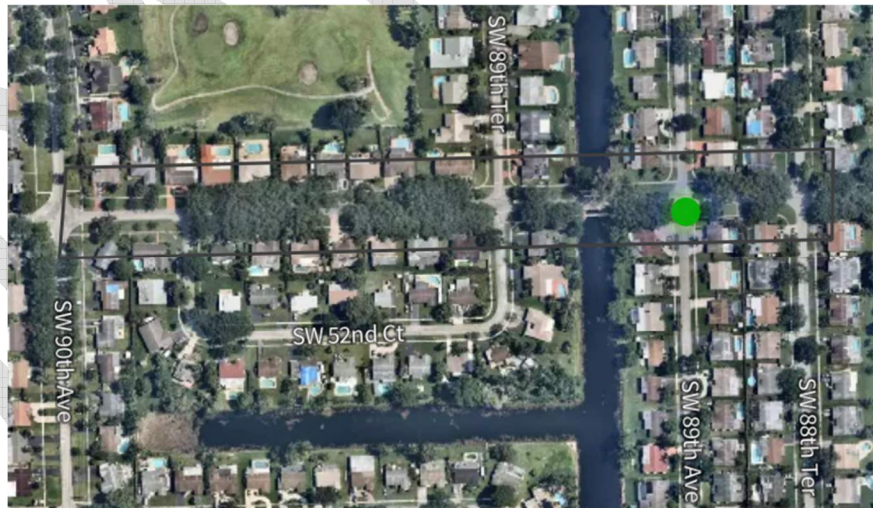


Figure 11 (50) SW 52nd St. Heat Map of Crashes

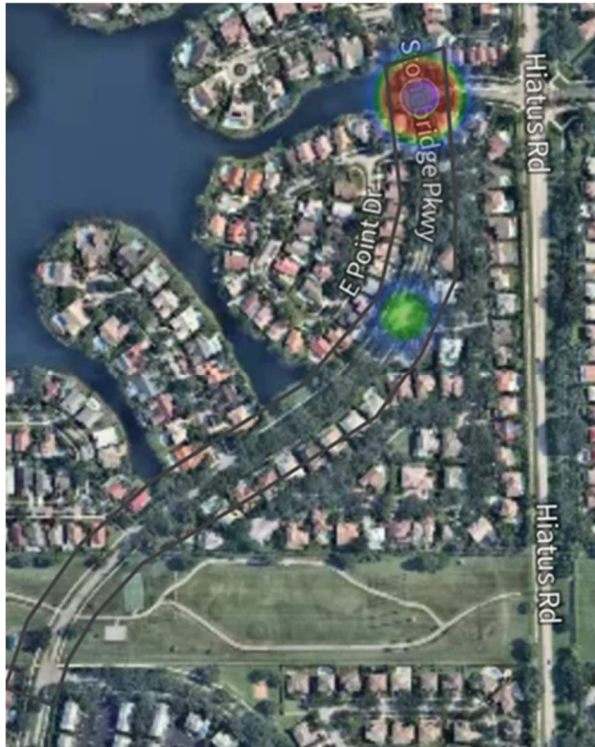


Figure 12 (38) Stonebridge Parkway Heat Map of Crashes

**38. Stonebridge Parkway – NE Lake Boulevard to SE Lake Boulevard**

There was a total of 6 documented crashes with 2 injury crashes and zero fatalities. The predominant crash pattern was angle crashes at the intersection of Stonebridge Parkway and NE Lake Boulevard. The predominant cause for the crashes was failure to yield. There was one (1) incident related to speeding with hit a tree. There were no incidents involving bicyclists or pedestrians over the 5- year review period.

**5. SW 122nd Avenue – SW 49th Street to SW 55th Street**

There was a total of 3 documented crashes with 1 injury crashes and zero fatalities. The predominant crash pattern was angle crashes. The predominant cause for the crashes was careless driving. There were no incidents involving bicyclists or pedestrians over the 5- year review period.

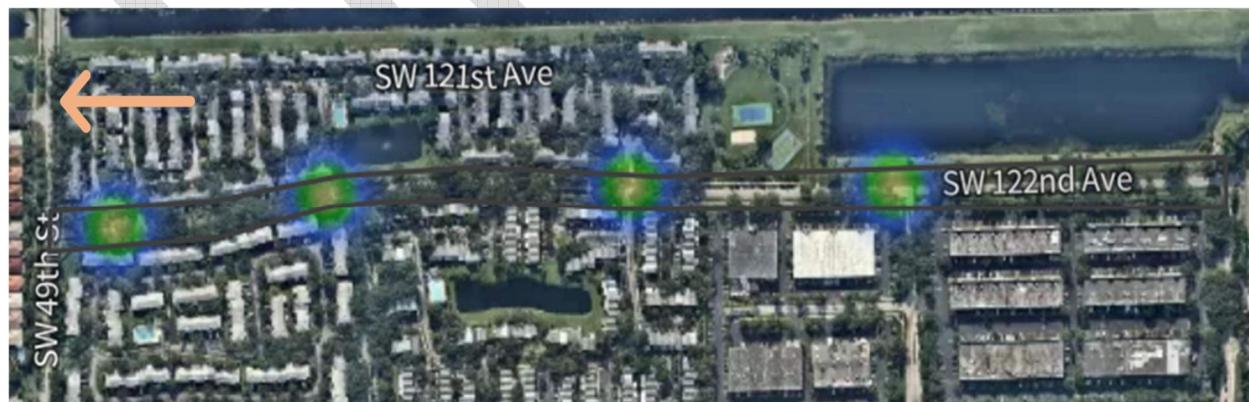


Figure 13 (2) SW 122nd Ave. Heat Map of Crashes



**2. SW 118th Avenue- Griffin Road to SW 49th Street.** There was a total of 4 documented crashes with 2 injury crashes and zero fatalities. The predominant crash pattern was rear end crashes. The predominant cause for the crashes was careless driving. There were no incidents involving bicyclists or pedestrians over the 5-year review period.

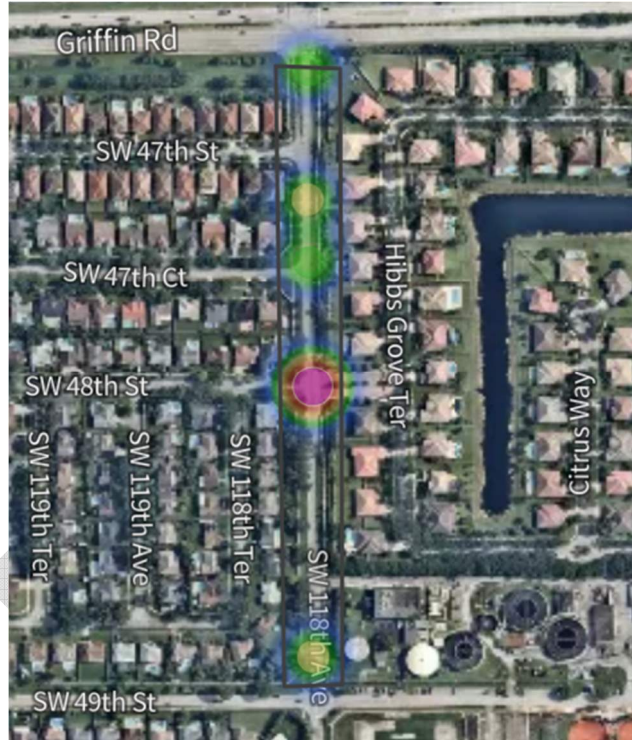


Figure 14 (2) SW 118th Ave. Heat Map of Crashes

**14. SW 106th Avenue- Stirling Road to Griffin Road**

There was a total of 13 documented crashes with 5 injury crashes and zero fatalities. The predominant crash pattern was rear end crashes followed by angle and sideswipe crashes. The predominant cause for the crashes was careless driving. There were no incidents involving bicyclists and one incident involving a pedestrian at the intersection SW 106th Avenue and SW 51st Street over the 5- year review period.




Figure 15 (14) SW 106th Ave Heat Map of Crashes

### 51. SW 52nd Street- SW 94th Avenue to SW 95th Avenue

There was a total of 8 documented crashes with 1 injury crashes and zero fatalities. The predominant crash pattern was careless driving followed by failure to yield and improper backing crashes. There were no incidents involving bicyclists and one incident involving a pedestrian at the intersection SW 52nd Street and SW 95th Avenue over the 5- year review period.

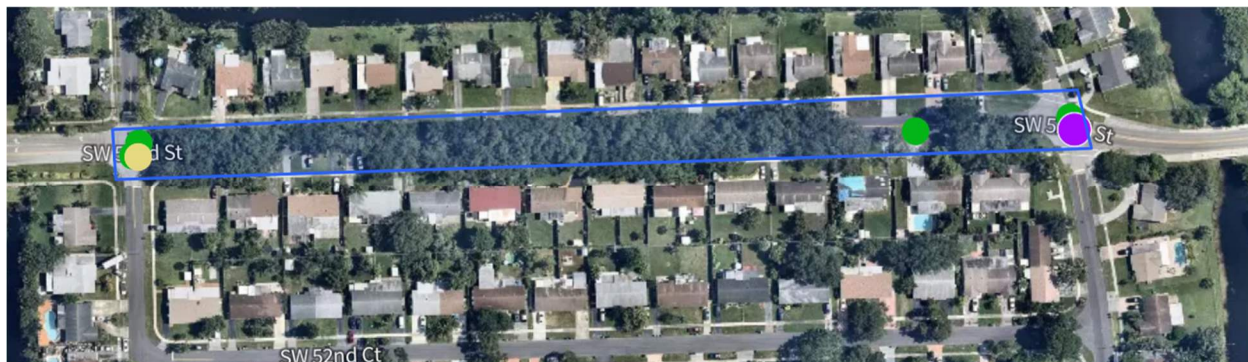


Figure 16 (51) SW 52nd St. Heat Map of Crashes

### 37. Stonebridge Parkway – W Lake Boulevard to NE Lake Boulevard

There was a total of 10 documented crashes with 3 injury crashes and zero fatalities. The predominant crash pattern was careless driving followed by failure to yield and improper backing crashes. There were no incidents involving bicyclists or over the 5- year review period.

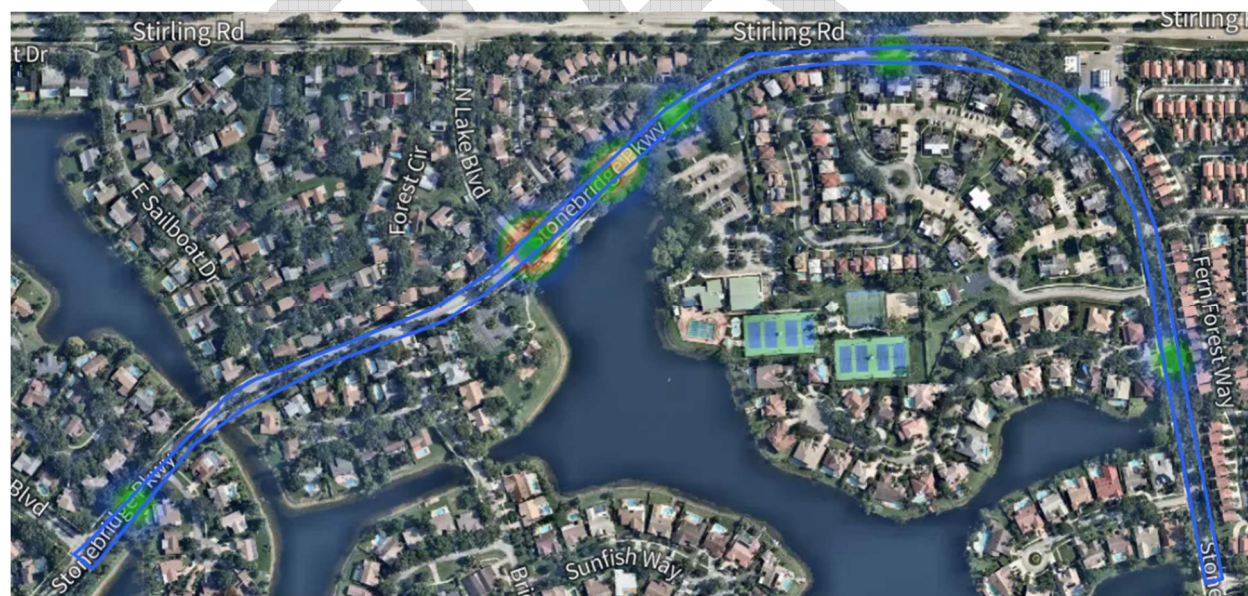


Figure 17 (37) Stonebridge Pkwy. Heat Map

Due to the excessive number of documented crashes **along the 14 corridor segments** for the 5-year review period, crash reports are not included as part of this study; however, crash summary tables for each individual segment are included in Appendix D.

## 4.0 ROADWAY CHARACTERISTICS FIELD OBSERVATIONS

In conjunction with the traffic data collection and evaluation, field visits were completed on Thursday October 26<sup>th</sup>, 2023, to confirm field conditions and assess the overall traffic characteristics of the roadway segments identified in Tables 3 and 4 of this report. In general, the existing roadway facilities lack design characteristics that manage traffic calming which includes narrow travel lanes, speed tables, raised medians, splitter islands, chicanes, neighborhood traffic circles, etc. The following are some collected pictures and notes from each of the visited roadway segments.

### 1. SW 49<sup>th</sup> Street- Flamingo Road to SW 118<sup>th</sup> Avenue

SW 49<sup>th</sup> St. along this study corridor segment, is a two-way, two-lane undivided local City roadway that runs in the east/west direction with sidewalks on both sides of the road and no dedicated bicycle lanes. The posted speed limit is 25 mph. There is an electronic speed radar sign just west of SW 120<sup>th</sup> Avenue facing westbound traffic.

**Figures 18, and 19** are images of the SW 49<sup>th</sup> Street corridor segment.



Figure 18 SW 49<sup>th</sup> St. at SW 120<sup>th</sup> St. looking west.



Figure 19 Speed radar at SW 49th St. and SW 120th Ave. And SW 49th St. and SW 122nd looking east, respectively.

### 3. SW 118th Avenue- SW 49th Street to SW 52nd Street

SW 118<sup>th</sup> St. is a two-way, two-lane undivided local City roadway that runs in the north/south direction with sidewalks on both sides of the road and no dedicated bicycle lanes. SW 50<sup>th</sup> St.




Figure 20 SW 118th Ave. at SW 50th ST. looking north.

provides access to Griffin Elementary School. The posted speed limit is 25 mph. **Figures 20 and 21** are images of SW 118<sup>th</sup> Avenue corridor.



Figure 21 SW 118th Ave. at SW 51st Ct. looking north and south, respectively.

#### 10. SW 113th Avenue- Stirling Road to SW 55th Street

SW 113<sup>th</sup> St. is a two-way, two-lane undivided local City roadway that runs in the north/south direction with sidewalks on both sides of the road and no dedicated bicycle lanes. Forest Lake Park is located along the east side of this corridor segment between SW 56<sup>th</sup> Court and SW 58<sup>th</sup> Court. The posted speed limit is 25 mph. **Figures 22, 23** are images of SW 113<sup>th</sup> Avenue at 58<sup>th</sup> Street.



Figure 22 SW 113th Ave. at SW 58th St. looking north and south respectively.



Figure 23 SW 113th Ave. adjacent to Forest Lake Park, looking north.

### 11. Hiatus Road – Stirling Road to SW 55th Street

Hiatus Road is a two-way, two-lane undivided collector roadway that runs in the north/south direction with sidewalks along the west side of the road only and no dedicated bicycle lanes. There is guardrail along the east side of this corridor segment. The posted speed limit is 30 mph.

Figures 24 and 25 are images of this Hiatus Road corridor.



Figure 24 Hiatus Rd. at SW 56th Ct. looking north and south respectively.



Figure 25 Hiatus Rd. at SW 57th Cir. looking north.

### 33. SW 87th Avenue – SW 51st Court to Griffin Road

SW 87<sup>th</sup> Avenue is a two-way, two-lane undivided local City roadway that runs in the north/south direction with sidewalks on both sides of the road and no dedicated bicycle lanes. The northern portion of this study segment, provides access to Christie Schafale Park on the west side of the road. There is on-street parking along the limits of the park on the west side only, there is also an uncontrolled marked crosswalk just south of SW 50<sup>th</sup> Street. The posted speed limit is 25 mph.

**Figures 26 and 27** are images of the SW 87th Avenue corridor.



Figure 26 SW 87th Ave. at SW 50th St. looking south.



Figure 27 SW 87th Ave. uncontrolled crosswalk south of 50th St. looking north. And SW 87th Ave at SW 87th Ter. looking south respectively.



#### 45. SW 49th Street – SW 90th Avenue to SW 88th Terrace

SW 49<sup>th</sup> Street is a two-way, two-lane undivided local City roadway that runs in the east/west direction with sidewalks on both sides of the road and no dedicated bicycle lanes. The posted speed limit is 25 mph **Figure 28** depicts images of SW 49<sup>th</sup> Street at SW 89<sup>th</sup> Terrace. No aerial photographs are shown for this corridor segment as the very robust vegetation prevented to view the main characteristics of the corridor.



Figure 28 SW 49th St. at SW 89th Ter. looking east and west respectively.

#### 28. SW 51st Street- SW 92nd Terrace to SW 90th Avenue

SW 51st Street is a two-way, two-lane undivided local City roadway that runs in the east/west direction with sidewalks on both sides of the road and no dedicated bicycle lanes. The posted speed limit is 25 mph. There is an established school zone with two ground mounted school zone flasher beacons (one at each end of the school zone), one located east of SW 92<sup>nd</sup> Terrace facing eastbound traffic and the second one located at about 9100 SW 51<sup>st</sup> St facing westbound traffic. Access to Cooper City Elementary School is provided through SW 92<sup>nd</sup> Avenue The City's Public Work Department is also located along this study corridor more exactly at 9070 SW 51<sup>st</sup> Street. **Figures 29 to 31** are images of the SW 51st St. corridor.

COOPER CITY TRAFFIC CALMING STUDY



Figure 29 SW 51st St. looking west.



Figure 30 Flashing beacon at SW 92nd Ter. facing EB traffic and at 9070 SW 51st St facing WB traffic respectively.



Figure 31 SW 51st St. at SW 92nd Ave. looking east and uncontrolled marked crosswalk north of SW 91st Ave. respectively.

### 50. SW 52nd Street – SW 90th Avenue and SW 88th Terrace.

SW 52<sup>nd</sup> Street is a two-way, two-lane undivided local City roadway that runs in the east/west direction with sidewalks on both sides of the road and no dedicated bicycle lanes. The posted speed limit is 25 mph. There are weight limits signs approaching the bridge between SW 89<sup>th</sup> Terrace and SW 89<sup>th</sup> Avenue. **Figure 32** depicts images of SW 52<sup>nd</sup> Street at SW 89<sup>th</sup> Terrace. No aerial photographs are shown for this corridor segment as the very robust vegetation prevented to view the main characteristics of the corridor.



Figure 32 SW 52nd Ave. at SW 89th Ter. looking east and west respectively.

### 38. Stonebridge Parkway – NE Lake Boulevard to SE Lake Boulevard

Stonebridge Parkway along this segment of the corridor is a two-way, two-lane City roadway divided by a landscaped median that runs in the northeast/southwest direction with sidewalks on both sides of the road and no dedicated bicycle lanes. The posted speed limit is 30 mph.

The southern limits of the study corridor provide access to Embassy Creek Elementary School through SE Lake Boulevard. **Figures 33 and 34** are images of the Stonebridge Parkway corridor.



Figure 33 Stonebridge Pkwy. At Anchor Way looking northeast and southwest respectively.

DRAFT



Figure 34 Stonebridge Pkwy and NE Lake Blvd. looking south.

### 5. SW 122nd Avenue – SW 49th Street to SW 55th Street

SW 122<sup>nd</sup> Avenue is a two-way, two-lane undivided local City roadway that runs in the north/south direction with sidewalks on both sides of the road from SW 49<sup>th</sup> Street south to about 300 feet north of SW 53<sup>rd</sup> St. then it continues south on the west side of SW 122<sup>nd</sup> Ave only. There are no dedicated bicycle lanes along this study corridor. There is an existing speed hump between 51<sup>st</sup> Street and SW 52<sup>nd</sup> Place, another one between SW 52<sup>nd</sup> Place and SW 53<sup>rd</sup> Street, and another one between SW 53<sup>rd</sup> Street and SW 55<sup>th</sup> Street. The posted speed limit is 25 mph. This segment of SW 122<sup>nd</sup> Avenue provides access to Flamingo Park located at 5300 SW 122 Ave. **Figure 35 to 37** are images of the SW 122<sup>nd</sup> Ave. corridor.

COOPER CITY TRAFFIC CALMING STUDY



Figure 35 SW 122nd Ave corridor looking north.



Figure 36 Speed humps between SW 51st St. and SW 52nd Pl, and between SW 52nd Pl. and SW 53rd St. respectively.



Figure 37 SW 122nd Ave. Speed hump between SW 53rd Str. And SW 55th St.

**2. SW 118th Avenue- Griffin Road to SW 49th Street**

SW 118th St. is a two-way, two-lane undivided local City roadway that runs in the north/south direction with sidewalks on both sides of the road and no dedicated bicycle lanes. The posted speed limit is 25 mph. **Figure 38** is an aerial image of the study corridor segment looking north at the intersection of SW 118<sup>th</sup> Avenue and SW 49<sup>th</sup> Street.



Figure 38 aerial image of SW 118th Ave. and SW 49th St. intersection.

#### 14. SW 106th Avenue- Stirling Road to Griffin Road

SW 106th St. is a two-way, two-lane undivided local City roadway that runs in the north/south direction with sidewalk along the east side of the roadway only, guardrail on the west side of the road and no dedicated bicycle lanes. The posted speed limit is 35 mph. **Figure 39** is an aerial image of the SW 106<sup>th</sup> Avenue corridor at SW 51<sup>st</sup> Street looking north.



Figure 39 SW 106th Ave. at SW 51st St. looking north.

#### 51. SW 52nd Street – SW 94th Avenue and SW 95th Avenue.

SW 52<sup>nd</sup> Street is a two-way, two-lane undivided local City roadway that runs in the east/west direction with sidewalks on both sides of the road and no dedicated bicycle lanes. The posted speed limit is 25 mph. There are weight limits signs approaching the bridge between SW 89<sup>th</sup> Terrace and SW 89<sup>th</sup> Avenue. **Figure 40** depicts images of SW 52<sup>nd</sup> Street at SW 89<sup>th</sup> Terrace. No aerial photographs are shown for this corridor segment as the very robust vegetation prevented to view the main characteristics of the corridor.





Figure 40 SW 52nd Street between SW 94th Ave and SW 95th Ave looking east and west respectively.

### 37. Stonebridge Parkway – W Lake Boulevard and NE Lake Boulevard.

Stonebridge Parkway along this segment of the corridor is a two-way, two-lane undivided City roadway that runs in the northeast/southwest direction with sidewalks on both sides of the road and no dedicated bicycle lanes. The posted speed limit is 30 mph. There are uncontrolled marked pedestrian crosswalks at the intersections with W Lake Boulevard and N Lake Boulevard that can be seen in **Figure 41**.



Figure 41 Stonebridge Pkwy. Uncontrolled Marked Crosswalks at W Lake Blvd. and N. Lake Blvd. looking northeast respectively.

## 5.0 TRAFFIC CALMING IMPROVEMENT PLAN

The analysis of traffic data demonstrated that traffic volumes on several local streets meet the guidelines provided in the 2018 Florida Greenbook and 85<sup>th</sup> percentile speeds measured exceeded the posted speed limit between 6 to 13 miles per hour along some of the study corridors.

The strategies being proposed at the locations listed in **Table 3** focus on implementing traffic calming measures to reduce travel speeds by constructing geometric elements to encourage slower speeds. These traffic calming measures enhance safety for pedestrians and bicyclists which can improve the overall quality of life for the residents. The selection of a traffic calming measure is dependent upon the type of issue being experienced at each specific location and requires location-by-location analysis. The following is a review of each of the locations where traffic calming measures/improvements are proposed that meet the criteria for installation.

### SW 49th Street between Flaming Road and 118th Avenue.

The 85<sup>th</sup> percentile speed along the study segment is **13 mph** (13 mph traveling eastbound and 12 mph traveling westbound) over the posted speed limit. A raised intersection or speed table with textured pavement could be designed, permitted, and constructed at the intersection of SW 49<sup>th</sup> Street and SW 122<sup>nd</sup> Avenue. A raised intersection would allow for reduced speeds along the SW 49<sup>th</sup> Street corridor while improving pedestrian safety at the existing pedestrian crossing. A speed hump could be installed between SW 120<sup>th</sup> Avenue and SW 118<sup>th</sup> Avenue, this corridor segment is about 1,000 feet long without any driveways or significant access areas. Speed humps are a relatively low-cost solution and allows for the reduction of travel speeds. **Figure 42** is an aerial image of the SW 49<sup>th</sup> Street corridor segment identifying the recommended locations for the potential traffic calming improvements. **Figure 43** depicts some pictures of speed tables that have been installed at intersections within Broward County. **Figure 44** depicts a sample of a raised intersection per the National Association of City Transportation Officials (NACTO). **Figure 45** depicts a sample of a sample speed hump per NACTO.



Figure 42 SW 49th St. recommended locations of proposed traffic calming improvements.



Figure 43 Images of speed tables with texture pavement through intersections within Broward County.



Figure 44 NACTO Raised Intersection.



Figure 45 NACTO Speed Hump

**SW 118th Avenue- SW 49th Street to SW 52nd Street**

This corridor segment provides direct access to Griffin Elementary School. The 85<sup>th</sup> percentile speed along the study segment is **9 mph** (8 mph traveling northbound and 10 mph traveling southbound) over the posted speed limit. A raised intersection or speed table with textured pavement could be designed, permitted, and constructed at the intersection of SW 118<sup>th</sup> Avenue and SW 50<sup>th</sup> Street, this intersection provides direct access to Griffin Elementary School. A raised intersection would allow for reduced travel speeds along the



Figure 46 SW 118th Ave. Recommended Locations of Proposed Traffic Calming Improvements.

SW 118<sup>th</sup> Avenue corridor while improving pedestrian safety at the existing pedestrian crossings. The installation of a speed hump is also recommended between SW 50<sup>th</sup> Court and SW 51<sup>st</sup> Court, which is a roadway segment of about 1,000 feet in length without any driveways or significant access areas. Speed humps are a relatively low-cost solution and allow for the reduction of travel speeds. **Figure 46** is an aerial image of the SW 118<sup>th</sup> Avenue corridor segment identifying the recommended locations for the potential traffic calming improvements. Please refer to **Figures 43, 44 and 45** for additional details regarding the proposed traffic calming treatments.

**SW 113th Avenue- Stirling Road to SW 55th Street**

The 85<sup>th</sup> percentile speed along the study segment is **13 mph** (12 mph traveling northbound and 14 mph traveling southbound) over the posted speed limit. A raised intersection or speed table with textured pavement could be designed, permitted, and constructed at the intersection of SW 118<sup>th</sup> Avenue and SW 50<sup>th</sup> Street. A raised intersection would allow for reduced speeds along the SW 118<sup>th</sup> Avenue corridor while improving pedestrian safety at existing pedestrian crossings. The

installation of a speed hump is also recommended between SW 56<sup>th</sup> Court and SW 58<sup>th</sup> Street. This segment of the road is about 1,000 feet long without any driveways along the east side of the road adjacent to Forest Lake Park. Speed humps are a relatively low-cost solution and allow for the reduction of travel speed. **Figure 47** is an aerial image of the SW 113<sup>th</sup> Avenue and Hiatus Road corridor segments identifying the recommended locations for the traffic calming improvements for the two studied segments due to its proximity to each other. Please refer to **Figures 43, 44 and 45** for additional details regarding the proposed traffic calming treatments.



Figure 47 SW 113th Ave. and Hiatus Rd. Corridors Recommended Locations of Proposed Traffic Calming Improvements

### Hiatus Road – Stirling Road to SW 55th Street

The 85<sup>th</sup> percentile speed along the study segment is **15 mph** (15 mph traveling northbound and 14 mph traveling southbound) over the posted speed limit. Speed humps could be designed, permitted and constructed between SW 55<sup>th</sup> Street and SW 56<sup>th</sup> Court and between SW 57<sup>th</sup> Circle and SW 59 Street. The first mentioned segment of the study roadway is about 1,000 feet long without any driveways along the east side of the road, and the last-mentioned segment is about 850 feet long without any driveways or significant access areas. Speed humps are a relatively low cost solution and allow for the reduction of travel speeds. Due to the proximity between the SW 113<sup>th</sup> Avenue and Hiatus Road studies segments, **Figure 47** includes the recommended locations for the traffic calming improvements. Please refer to **Figure 45** for additional details regarding the proposed traffic calming treatments along the Hiatus Road study corridor.

**SW 87th Avenue – SW 51st Court to Griffin Road**

The 85<sup>th</sup> percentile speed along the study segment is **8 mph** (9 mph traveling northbound and 7 mph traveling southbound) over the posted speed limit. A raised intersection or speed table with textured pavement could be designed, permitted, and constructed at the intersection of SW 87<sup>th</sup> Avenue and SW 87<sup>th</sup> Terrace. A raised intersection would allow for reduced travel speeds along the SW 87<sup>th</sup> Avenue corridor.

**Figure 48** is an aerial image of the SW 87<sup>th</sup> Avenue corridor segment identifying the recommended location of the traffic calming improvements. Please refer to **Figures 43 and 44** for additional details regarding the proposed traffic calming treatments along the study corridor.



Figure 48 SW 87th Ave. Recommended Location of Proposed Traffic Calming Improvements

**SW 49th Street – SW 90th Avenue to SW 88th Terrace**

The 85<sup>th</sup> percentile speed along the study segment is 8 mph (7 mph traveling eastbound and 9 mph traveling westbound) over the posted speed limit. A raised intersection or speed table with textured pavement could be designed, permitted, and constructed at the intersection of SW 49<sup>th</sup> Street and SW 89<sup>th</sup> Terrace. A raised intersection would allow for reduced speeds along the SW 49<sup>th</sup> Street corridor segment. **Figure 49** is an aerial image of the SW 49<sup>th</sup> Street corridor segment identifying the recommended locations for the traffic calming improvements. Please refer to **Figures 43 and 44** for additional details regarding the proposed traffic calming treatments along the study corridor.



Figure 49 SW 49th St. Recommended Location of Proposed Traffic Calming Improvements.

### SW 51st Street- SW 92nd Terrace to SW 90th Avenue

The 85<sup>th</sup> percentile speed along the study segment is **7 mph** (6 mph traveling eastbound and 8 mph traveling westbound ) over the posted speed limit.

The proposed improvement includes design, permitting and installation of a combination raised speed table and enhanced crosswalk. This traffic calming improvement is located at the existing crosswalk east of SW 91<sup>st</sup> Avenue which connects to the sidewalk that provides pedestrian access to Cooper City Elementary School. Speed tables are often designed using pavers or other distinctive hardscape materials.



Figure 50 SW 51st St. Recommended Locations of Proposed Traffic Calming Treatments.

Distinctive hardscape materials may require additional maintenance responsibilities but do help to highlight and define the speed table for both bicyclists and pedestrians. **Figure 50** is an aerial image of the SW 51<sup>st</sup> Street corridor. **Figure 51** depicts a sample raised speed table at a crosswalk per NACTO.





Figure 51 NACTO Speed Table.

**SW 52nd Street – SW 90th Avenue and SW 88th Terrace**

The 85<sup>th</sup> percentile speed along the study segment is **7 mph** (9 mph traveling eastbound and 4 mph traveling westbound) over the posted speed limit. The installation of a speed hump is recommended between SW 89<sup>th</sup> Way and SW 89<sup>th</sup> Terrace. This roadway segment is about 650 feet long with numerous residential driveways on both sides of the corridor. Careful consideration

should be given to the placement of the speed hump as to not directly interfere with vehicular traffic from the existing driveways. Speed humps are a relatively low-cost



Figure 52 SW 52nd St. Recommended Locations of Traffic Calming Treatments

solution and allow for the reduction of travel speeds. **Figure 52** is an aerial image of the SW 52<sup>nd</sup> Street corridor segment identifying the recommended locations of the traffic calming

improvements. Please refer to **Figures 44** for additional details regarding the proposed traffic calming treatments along the study corridor.

### SW 122nd Avenue- SW 49th Street to SW 55th Street

The 85<sup>th</sup> percentile speed along the study segment is **6 mph** (5 mph traveling in the northbound direction and 7 mph traveling in the southbound direction) over the posted speed limit.

There are three existing (3) speed humps along this segment of the corridor. The highest 85<sup>th</sup> percentile was observed traveling southbound at 7 mph over the posted speed limit of 25 mph. There are still some concerns about travel speeds which is probably due to the long corridor segments without any driveways or significant access points. The addition of textured pavement at grade level at the intersections of SW 122<sup>nd</sup> Avenue and SW 51<sup>st</sup> Street as well as SW 122<sup>nd</sup> Avenue and SW 53<sup>rd</sup> Street may assist the drivers with changes in the driving environment. **Figure 53** is an aerial image of the SW 122<sup>nd</sup> Avenue corridor segment identifying the recommended locations of the potential traffic calming improvements along with the existing speed humps along the corridor.



Figure 53. SW 122nd Ave. Recommended Locations of Traffic Calming Treatments

### Stonebridge Parkway – NE Lake Boulevard to SE Lake Boulevard

The 85<sup>th</sup> percentile speed along the study segment is **7 mph** (9 mph traveling in the northeast direction and 4 mph traveling in the southwest direction) over the posted speed limit. A speed hump could be designed, permitted, and constructed between Dockside Drive and Anchor Way. This segment of the road is about 700 feet long without any driveways or significant access areas. Speed humps are a relatively low-cost solution and allow for the reduction of travel speeds. **Figure 54** is an aerial image of the Stonebridge Parkway corridor segment identifying the recommended

locations of the traffic calming improvements. Please refer to **Figure 45** for additional details regarding the proposed traffic calming treatments along the study corridor.

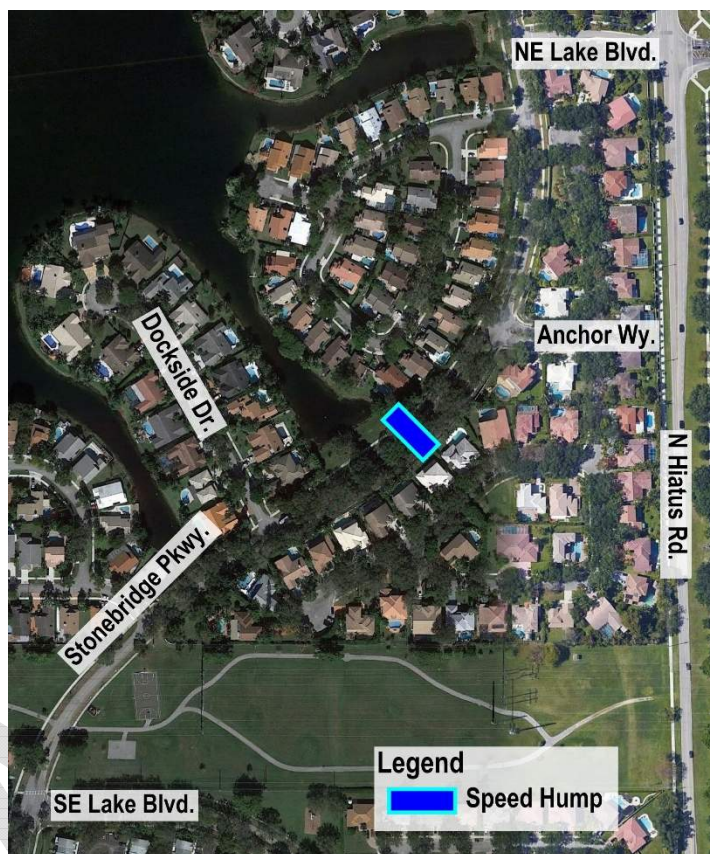


Figure 54 Stonebridge Pkwy. Recommended Locations of Proposed Traffic Calming Treatments.

### SW 118<sup>th</sup> Avenue- Griffin Road to SW 49<sup>th</sup> Street

SW 118<sup>th</sup> Avenue is one of the corridor segments with higher than expected 85<sup>th</sup> percentile average speed and with average daily traffic over the 3,000 vehicular thresholds provided as a guidance by the Florida Greenbook. The 85<sup>th</sup> percentile speed along the study segment is **9 mph** (5 mph traveling in the northbound direction and 12 mph traveling in the southbound direction) over the posted speed limit. The average daily traffic was determined to be 4,592 which is over the Florida Greenbook threshold. For corridors with larger than recommended vehicular thresholds, other safety improvements may be considered in attempt to reduce the traveling speed along the corridor, such as, lane narrowing strategies with either raised landscaped medians that may require the completion of an access management studies or with pavement markings which may not be as efficient as other vertical treatments. For this corridor segment, the installation of a roundabout can be considered at the SW 49<sup>th</sup> Street and SW 118<sup>th</sup> Avenue intersection. While Roundabouts have sometimes been considered traffic calming features, they are primarily traffic control measures. The installation of a roundabout would require the

**COOPER CITY TRAFFIC CALMING STUDY**

completion of an operational analysis and approval from Broward County Traffic Engineering Division. In addition to the roundabout, textured pavement at grade level at the SW 118<sup>th</sup> Avenue and SW 48th Street intersection may assist drivers with changes in the driving environment.

**Figure 55** is an aerial image of the SW 118<sup>th</sup> Avenue corridor segment identifying the recommended locations of the mentioned improvements. **Figure 56** depicts the key roundabout characteristics as per NCHRP.



Figure 55 SW 118th Ave. Recommended Locations of Proposed Improvements

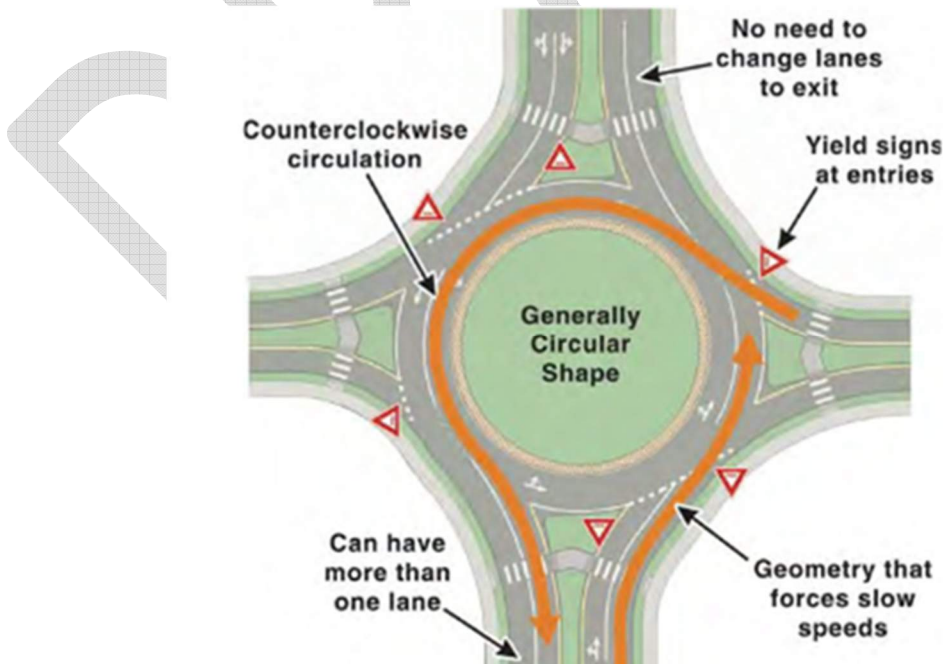


Figure 56 NCHRP Report 672 Roundabouts an Informational Guide




Figure 57 At Gade Level Texture Pavement/Stamp Asphalt through intersection

### SW 106<sup>th</sup> Avenue- Stirling Road to Griffin Road

SW 106<sup>th</sup> Avenue is one of the corridor segments with higher than expected 85<sup>th</sup> percentile speed and with average daily traffic way over the 3,000 vehicular thresholds provided as a guidance by the Florida Greenbook. The 85<sup>th</sup> percentile speed along the study segment is **12 mph** (13 mph traveling in the northbound direction and 11 mph traveling in the southbound direction) over the posted speed limit. The average daily traffic was determined to be 5,175 which is over the Florida Greenbook threshold. For corridors with traffic volumes which are higher than the recommended traffic volume thresholds, other safety improvements may be considered in attempt to reduce the travel speed along the corridor. At grade Lane narrowing strategies with raised landscaped medians can be considered and would require the completion of an access management study. There also could be pavement marking treatments which may not be as efficient as other vertical treatments. The installation of a roundabout can be contemplated mid-way along the road segment at the SW 106<sup>th</sup> Avenue and SW 51<sup>st</sup> Street intersection.

While Roundabouts have sometimes been considered traffic calming features, they are primarily traffic control measures. The installation of a roundabout would require the completion of an operational analysis and approval from Broward County Traffic Engineering Division. In addition to the roundabout, textured pavement at grade level at the SW 106th Avenue and SW 57th Place, and SW 106th Avenue and SW 49th Place intersections may assist drivers with changes in the driving environment. **Figure 58** is an aerial image of the SW 106<sup>th</sup> Avenue corridor segment identifying the recommended location of the improvements. Please refer to **Figure 56 and 57** for additional details of the proposed corridor improvements.



Figure 58 SW 106 Ave Proposed Location of Improvements

### SW 52nd Street – SW 94th Avenue and SW 95th Avenue

SW 52nd Street is one of the corridor segments with higher than expected 85<sup>th</sup> percentile average speed and with average daily traffic a bit over the 3,000 vehicular thresholds provided as a guidance by the Florida Greenbook. The 85<sup>th</sup> percentile speed along the study segment is **9 mph** (8 mph traveling in the eastbound direction and 9 mph traveling in the westbound direction) over the posted speed limit. The average daily traffic was determined to be 3,194 which is much over the Florida Greenbook threshold. The installation of a speed hump is recommended at approximately 9450 SW. This roadway segment is about 1150 feet long with numerous residential driveways on both sides of the corridor. Careful consideration should be given to the placement of the speed hump as to not directly interfere with vehicular traffic from the existing driveways. Speed humps are a relatively low-cost solution and allow for the reduction of travel speeds. **Figure 59** is an aerial image of the SW 52<sup>nd</sup> Street corridor segment identifying the recommended location of the traffic calming improvements. Please refer to **Figures 45** for additional details regarding the proposed traffic calming treatment along the study corridor.



Figure 59 SW 52nd St. Proposed Location of Improvements

Based on field reviews completed along the corridor segment it was noticed that the stop bar that services northbound traffic at SW 95th Avenue and SW 52 Street exceed the 30 feet maximum distance requirements from the intersection as per BCTED and MUTCD requirements. It is recommended to relocate this stop bar 10 to 15 feet closer to the intersection.

### Stonebridge Parkway – W Lake Boulevard to NE Lake Boulevard

Stonebridge Parkway is one of the corridor segments with higher than expected 85<sup>th</sup> percentile average speed and with average daily traffic a bit over the 3,000 vehicular thresholds provided as a guidance by the Florida Greenbook. The 85<sup>th</sup> percentile speed along the study segment is **8 mph** (7 mph traveling in the northeast direction and 8 mph traveling in the southwest direction) over the posted speed limit. For this corridor segment a few treatments are being proposed. A raised intersection or speed table with textured pavement could be designed, permitted, and constructed at the intersection of Stonebridge Parkway and E Sailboat Drive. A raised intersection would allow for reduced speeds along the Stonebridge Parkway corridor. Addition of textured pavement at grade level at the Stonebridge Parkway and N. Lake Boulevard intersection may assist drivers with changes in the driving environment. A speed hump could be designed, permitted, and constructed between Forest Hill Drive and the Access Road. This segment of the road is about 800 feet long without any driveways or significant access areas. Speed humps are a relatively low-cost solution and allow for the reduction of travel speeds. **Figure 60** is an aerial image of the Stonebridge Parkway corridor segment identifying the recommended location of the traffic calming improvements. Please refer to **Figures 43, 44 and 45** for additional details regarding the proposed traffic calming treatments.



Figure 60 Stonebridge Pkwy. Proposed Location of Improvements

## 6.0 CONCLUSIONS & RECOMMENDATIONS

The Corradino Group (Corradino) was retained by the City of Cooper City to complete a city-wide traffic calming study along fifty-one (51) corridor segments within the City. The intent of the traffic calming study is to provide recommendations of traffic calming devices that will potentially improve speeding concerns and related problems identified by the City's local police department, residents and city staff. The traffic analysis and study is limited to public right-of-way roadway corridors. Each road segment location was reviewed to determine if traffic calming improvements are justified, based on eligibility criteria provided in the **Manual of Uniform Minimum Standards for Design, Construction and Maintenance for Streets and Highways**, also known as **The Florida Greenbook**. It should be noted that **Section 17-38 Public Roads / Article IV – Traffic Calming Devices** of the City of Cooper City Code of ordinance was also reviewed and discussed with City staff as part of the preparation of this study. Based on conversations with the City staff, it was agreed that the recommended speed and volume thresholds for the installation of traffic calming treatments, as outlined in the **Florida Greenbook**, will be utilized for the purpose of this report.

The analysis of the collected traffic data along with the 5-year crash review was used to identify the corridors where traffic calming treatments could be installed. The following are the conclusions and recommendations of the City-Wide Traffic Calming Study.



1. Based exclusively on the traffic volume and 85<sup>th</sup> percentile speeds determined from the traffic data collection, traffic calming improvements should be considered at the following road segments:
  - SW 49<sup>th</sup> Street between Flamingo Road and 118<sup>th</sup> Avenue
  - SW 118<sup>th</sup> Avenue between SW 49<sup>th</sup> Street and SW 52<sup>nd</sup> Street
  - SW 113<sup>th</sup> Avenue between Stirling Road and SW 55<sup>th</sup> Street
  - Hiatus Road between Stirling Road and SW 55<sup>th</sup> Street
  - SW 87<sup>th</sup> Avenue between SW 51<sup>st</sup> Court and Griffin Road
  - SW 49<sup>th</sup> Street between SW 90<sup>th</sup> Avenue and SW 88<sup>th</sup> Terrace
  - SW 51<sup>st</sup> Street between SW 92<sup>nd</sup> Terrace and SW 90<sup>th</sup> Avenue
  - SW 52<sup>nd</sup> Street between SW 90<sup>th</sup> Avenue and SW 88<sup>th</sup> Terrace
  - SW 122<sup>nd</sup> Avenue between SW 49<sup>th</sup> Street and SW 55<sup>th</sup> Street
  - Stonebridge Parkway between NE Lake Boulevard and SE Lake Boulevard
  - SW 52<sup>nd</sup> Street between SW 94<sup>th</sup> Avenue and SW 95<sup>th</sup> Avenue
  - Stonebridge Parkway between W Lake Boulevard and NE Lake Boulevard.
2. The following two (2) roadway segments are City maintained corridors that have 85<sup>th</sup> percentile speeds that exceed the posted speed limit by over 10 mph on one or both travel directions and traffic volumes that exceed the 3,000 vehicular threshold per Florida Greenbook. These road segments may need additional evaluation depending on the proposed safety improvements.
  - SW 118<sup>th</sup> Avenue between Griffin Road and SW 49<sup>th</sup> Street
  - SW 106<sup>th</sup> Avenue between Stirling Road and Griffin Road
3. It should be noted that there are more than (1) traffic calming improvement that has been identified as a potential solution along several road segment locations. The City may considered to install temporary traffic calming features at one, some or all locations within a study segment and monitor these for a period of time before installing the permanent traffic calming devices, as one improvement may provide the desired reduction of vehicular travel speed which is unique to the traffic patterns for the specific neighborhood as a whole. The list of the proposed recommended improvements ranked by the calculated crash rate of the study segment are summarized in **Table 7**. A planning level opinion of probable costs for the proposed improvements is provided in **Table 8**. The unit cost reflects the estimate of the cost of constructing the improvement. The total cost includes

a contingency of 15 % of the base unit cost and 30 % for design, permitting and mobilization of the base unit cost.

4. A public outreach meeting/workshop should be scheduled prior to implementation of any of the proposed traffic calming improvements. The workshop should include a presentation which provides details regarding the traffic data collection and analysis, preliminary recommendations and include resident feedback and dialogue among all of the key stakeholders including the impacted local residents.
5. Local police, fire departments and EMS personnel should be involved while developing the preferred design for the traffic calming improvements including speed humps and roundabouts.
6. Relocate the existing northbound stop bar at the intersection of SW 52nd Street and 95th Avenue 10 to 15 feet closer to the intersection. Based on field measurements obtained, the existing location of this stop bar exceeds the maximum distance requirement from the intersection per Broward County Traffic Engineering Division (BCTED) Pavement Markings & Signs Details and the Manual of Uniform Traffic Control Devices (MUTCD).

## COOPER CITY TRAFFIC CALMING STUDY

Table 7 Summary of Recommended Improvements Ranked by Crash Rate of the Corridor Segment

CORRIDOR SEGMENT	RECOMMENDED IMPROVEMENTS	LOCATION	85th Percentile Over Posted Speed (MPH)	Crash Rate ****
Hiatus Road- Stirling Road to SW 55th Street	Speed Hump	Between SW 56th Ct. & SW 55th St.	15	1098
	Speed Hump	Between SW 57th Cir. & SW 59th St.		
SW 49th Street- SW 90th Avenue to SW 88th Terrace	Speed Table Through Intersection ***	SW 49th St. & SW 89 Ter.	8	836
SW 51st Street- SW 92nd Terrace to SW 90th Avenue	Speed Table w/Marked Crosswalk	At the existing pedestrian xwalk south of Cooper City Elementary School	7	626
SW 52nd Street- SW 94th Avenue to SW 95th Avenue*	Speed Hump	At approximately 9450 SW 52nd St.	9	528
	At Grade Texture Pavement at Intersection	SW 52nd St. & SW 95th Ave.		
SW 113th Avenue- Stirling Road to SW 55th Street	Speed Table Through Intersection ***	SW 113th Ave. & SW 59th St.	13	286
	Speed Hump	Between SW 56th Ct. & SW 58th St.		
SW 118th Avenue- SW 49th Street to SW 52nd Street	Speed Table Through Intersection ***	SW 118th Ave. & SW 50th St.	9	208
	Speed Hump	Between SW 50th St. & SW 51st Ct.		
Stonebridge Parkway- W Lake Blvd. to NE Lake Blvd.*	Speed Table Through Intersection ***	Stonebridge Pkwy & E.Sailboat Dr.	10	191
	Texture Pavement at Intersection	Stonebridge Pkwy & N. Lake Blvd.		
	Speed Hump	Between Forest Hill Dr. & Access Rd.		
SW 106th Avenue- Stirling Road to Griffin Road*	Roundabout**	SW 106th Ave & SW 51st St.	12	170
	Texture Pavement at Intersection	SW 106th Ave & SW 49th Pl.		
		SW 106th Ave & SW 57th Pl.		
	Lane Narrowing Strategies W/ Pavement Markings	SW 106th Griffin Rd. to Stirling Rd.		
SW 49th Street- Flamingo Road to 118th Avenue	Speed Table Through Intersection ***	SW 49th St. & SW 122nd Ave.	12	170
	Speed Hump	Between SW 120th Ave. & SW 118th Ave.		
SW 118th Avenue- Griffin Road to SW 49th Street *	Roundabout**	SW 118th Ave. & SW 49th St.	8	141
	At Grade Texture Pavement at Intersection	SW 118th Ave. & SW 48th St.		
SW 122nd Avenue- SW 49th Street to SW 55th Street	At Grade Texture Pavement at Intersection	SW 122nd & SW 51st St.	6	133
	At Grade Texture Pavement at Intersection	SW 122nd & SW 53rd St.		
Stonebridge Parkway- NE Lake Blvd. to SE Lake Blvd.	Speed Hump	Between Anchor Wy. & Dockside Dr.	6	112
SW 52nd Street- SW 90th Ave to SW 88th Terrace	Speed Hump	Between SW 89th Ter. & SW 89th Wy.	6	87
SW 87th Avenue- SW 51st Court to Griffin Road	Speed Table Through Intersection ***	SW 87th Ave. & SW 87th Ter.	8	0

\*Corridors with volumes greater of 3,000 vehicles per day

\*\* Operational Analysis and BCTED approval needed

\*\*\* See Additional Details Figures 43 & 44

\*\*\*\* Crash Rate per Roadway Segment in 100 MVM

COOPER CITY TRAFFIC CALMING STUDY

Table 8 Planning Level Costs of Recommended Improvements

TRAFFIC CALMING IMPROVEMENTS	UNIT COST	CONTINGENCY (15 %)	DESIGN PERMITTING & MOBILIZATION (30 %)	TOTAL COST
Mini Roundabout *	\$200,000	\$30,000	\$60,000	\$290,000
Raised Speed Table/Intersection	\$100,000	\$15,000	\$30,000	\$145,000
Speed Hump	\$35,000	\$5,250	\$10,500	\$50,750
At Grade Texture Pavement Through Intersection	\$50,000	\$7,500	\$15,000	\$72,500
Lane Narrowing w/Pavement Markings	About \$1.75 per SF, Includes 1" of Pavement Milling & Resurfacing			

\* Mini Roundabout /Neighborhood Traffic Circles are subject to feasibility study

DRAFT

# APPENDIX A

Traffic Data Collection (Speed & Volume)

East Bound

Time	< 15	15 - 19	20 - 24	25 - 29	30 - 34	35 - 39	40 - 44	45 - 49	50 - 54	55 - 59	60 - 64	65 - 69	70 +	Total
00:00 AM	0	0	0	0	1	1	0	0	0	0	0	0	0	2
00:15	0	0	0	0	0	0	0	0	0	0	0	0	0	0
00:30	0	0	0	1	2	0	0	0	0	0	0	0	0	3
00:45	0	0	0	0	1	0	0	0	0	0	0	0	0	1
01:00	0	0	0	0	0	0	0	0	0	0	0	0	0	0
01:15	0	0	0	0	0	0	0	0	0	0	0	0	0	0
01:30	0	0	0	0	0	0	0	0	0	0	0	0	0	0
01:45	0	0	0	0	0	0	0	0	0	0	0	0	0	0
02:00	0	0	0	0	0	0	0	0	0	0	0	0	0	0
02:15	0	0	0	0	0	1	0	0	0	0	0	0	0	1
02:30	0	0	0	0	0	0	0	0	0	0	0	0	0	0
02:45	0	0	0	0	0	0	0	0	0	0	0	0	0	0
03:00	0	0	0	0	0	0	1	0	0	0	0	0	0	1
03:15	0	0	0	0	0	0	0	0	0	0	0	0	0	0
03:30	0	0	0	0	1	1	0	0	0	0	0	0	0	2
03:45	0	0	0	0	1	0	0	0	0	0	0	0	0	1
04:00	0	0	0	1	0	0	0	0	0	0	0	0	0	1
04:15	0	0	0	1	0	1	0	0	0	0	0	0	0	2
04:30	0	0	0	0	0	0	0	0	0	0	0	0	0	0
04:45	0	0	0	1	2	0	0	0	0	0	0	0	0	3
05:00	0	0	0	1	0	0	0	0	0	0	0	0	0	1
05:15	0	0	3	1	2	1	0	0	0	0	0	0	0	4
05:30	0	0	0	1	0	1	0	0	0	0	0	0	0	2
05:45	0	0	1	2	1	0	0	0	0	0	0	0	0	4
06:00	0	0	0	1	1	2	0	0	0	0	0	0	0	4
06:15	0	0	0	1	2	1	0	0	0	0	0	0	0	4
06:30	0	0	1	1	3	4	0	0	0	0	0	0	0	9
06:45	0	0	0	3	6	3	0	1	0	0	0	0	0	13
07:00	0	0	1	6	11	6	0	0	0	0	0	0	0	24
07:15	0	0	2	15	11	4	1	0	0	0	0	0	0	33
07:30	0	1	3	13	16	7	0	0	0	0	0	0	0	40
07:45	0	1	4	16	14	9	1	0	0	0	0	0	0	45
08:00	0	0	0	8	10	6	2	0	0	0	0	0	0	26
08:15	0	0	2	8	8	1	0	0	0	0	0	0	0	19
08:30	0	1	0	10	10	4	0	0	0	0	0	0	0	25
08:45	0	0	2	5	4	2	0	0	0	0	0	0	0	13
09:00	0	0	0	8	6	2	0	0	0	0	0	0	0	16
09:15	0	1	2	5	4	2	0	0	0	0	0	0	0	14
09:30	0	0	1	2	4	0	1	0	0	0	0	0	0	8
09:45	0	0	2	3	3	2	0	0	0	0	0	0	0	10
10:00	0	0	0	3	2	3	1	0	0	0	0	0	0	9
10:15	0	0	3	5	3	4	0	0	0	0	0	0	0	15
10:30	0	0	1	1	1	3	0	0	0	0	0	0	0	6
10:45	0	0	0	3	4	5	0	1	0	0	0	0	0	14
11:00	0	0	2	1	7	0	0	0	0	0	0	0	0	10
11:15	0	0	1	3	7	2	2	1	0	0	0	0	0	16
11:30	0	0	1	3	6	3	0	0	0	0	0	0	0	13
11:45	0	0	2	3	4	6	0	0	0	0	0	0	0	15
12:00 PM	0	0	0	4	10	2	2	0	0	0	0	0	0	18
12:15	0	0	1	2	4	1	2	0	0	0	0	0	0	10
12:30	0	0	0	9	6	1	1	0	0	0	0	0	0	17
12:45	0	0	0	5	10	0	0	0	0	0	0	0	0	15
13:00	0	0	0	8	6	2	1	0	0	0	0	0	0	17
13:15	0	0	0	3	4	3	1	0	0	0	0	0	0	11
13:30	0	0	0	3	6	4	2	0	0	0	0	0	0	15
13:45	0	1	2	14	11	8	1	0	0	0	0	0	0	37
14:00	0	0	1	4	12	4	1	0	0	0	0	0	0	22
14:15	0	1	3	4	7	3	0	0	0	0	0	0	0	18
14:30	0	1	1	11	5	3	1	0	0	0	0	0	0	22
14:45	0	0	2	4	11	2	1	0	0	0	0	0	0	20
15:00	0	0	0	6	8	5	1	0	0	0	0	0	0	20
15:15	0	1	0	5	14	7	0	0	0	0	0	0	0	27
15:30	0	0	3	10	4	3	1	0	0	0	0	0	0	21
15:45	0	0	0	5	7	6	0	0	0	0	0	0	0	18
16:00	0	0	1	7	14	7	1	0	0	0	0	0	0	30
16:15	0	0	0	6	7	5	1	0	0	0	0	0	0	18
16:30	0	0	0	6	14	7	1	0	0	0	0	0	0	35
16:45	0	0	0	5	9	13	1	0	0	0	0	0	0	28
17:00	0	0	0	10	15	11	2	0	0	0	0	0	0	38
17:15	0	0	2	7	18	6	0	0	0	0	0	0	0	33
17:30	0	0	2	5	13	3	0	0	0	0	0	0	0	23
17:45	0	0	0	9	14	13	4	0	0	0	0	0	0	40
18:00	0	0	0	6	16	11	1	1	0	0	0	0	0	35
18:15	0	0	2	7	14	7	2	0	0	0	0	0	0	32
18:30	0	0	1	6	7	7	2	0	0	0	0	0	0	23
18:45	0	0	1	1	11	5	0	0	0	0	0	0	0	18
19:00	0	0	1	5	4	6	1	0	0	0	0	0	0	17
19:15	0	0	1	6	11	1	0	0	0	0	0	0	0	19
19:30	0	0	2	7	5	0	0	1	0	0	0	0	0	15
19:45	0	0	0	4	6	4	1	0	0	0	0	0	0	15
20:00	0	0	1	2	9	4	0	0	0	0	0	0	0	16
20:15	0	0	1	3	4	4	1	0	0	0	0	0	0	13
20:30	0	0	0	2	6	2	1	0	0	0	0	0	0	11
20:45	0	0	1	2	4	2	0	0	0	0	0	0	0	9
21:00	0	0	0	2	7	2	1	2	0	0	0	0	0	14
21:15	0	0	0	2	6	3	1	0	0	0	0	0	0	12
21:30	0	0	2	5	2	4	0	0	0	0	0	0	0	13
21:45	0	0	0	6	3	3	0	0	0	0	0	0	0	7
22:00	0	0	0	2	2	2	1	1	0	0	0	0	0	8
22:15	0	0	1	1	2	0	0	0	0	0	0	0	0	5
22:30	0	0	0	2	2	0	0	0	0	0	0	0	0	4
22:45	0	0	0	3	0	0	0	0	0	0	0	0	0	3
23:00	0	0	0	2	1	0	0	0	0	0	0	0	0	3
23:15	0	0	0	1	0	1	0	1	0	0	0	0	0	3
23:30	0	0	0	2	0	1	0	0	1	0	0	0	0	4
23:45	0	0	0	0	1	1	0	0	0	0	0	0	0	2
<b>Totals</b>	<b>8</b>	<b>67</b>	<b>363</b>	<b>510</b>	<b>282</b>	<b>47</b>	<b>9</b>	<b>1</b>						<b>1287</b>
<b>% of Totals</b>	<b>1%</b>	<b>5%</b>	<b>28%</b>	<b>40%</b>	<b>22%</b>	<b>4%</b>	<b>1%</b>	<b>0%</b>						<b>100%</b>

Directional Peak Periods	AM 7-9		NOON 12-2		PM 4-6		Off Peak Volumes	
All Classes	Volume	%	Volume	%	Volume	%	Volume	%
	225	17%	140	11%	245	19%	677	53%

Street Name	Direction	15th	50th	Average	85th	95th	ADT
SW 49th St	East Bound	27	32	32	38	40	1287
SW 49th St	West Bound	25	31	31	37	42	1440

SPEED

SW 49th St W/O SW 118th Ave

Day: Tuesday  
Date: 5/16/2023

City: Cooper City  
Project #: FL23\_140259\_001w

West Bound	< 15	15 - 19	20 - 24	25 - 29	30 - 34	35 - 39	40 - 44	45 - 49	50 - 54	55 - 59	60 - 64	65 - 69	70 +	Total
00:00 AM	0	0	1	1	1	0	0	0	0	0	0	0	0	3
00:15	0	0	1	1	0	0	0	0	0	0	0	0	0	1
00:30	0	0	1	1	0	0	0	0	0	0	0	0	0	1
00:45	0	0	0	0	1	0	0	0	0	0	0	0	0	1
01:00	0	0	0	0	0	0	0	0	0	0	0	0	0	0
01:15	0	0	0	1	0	0	0	0	0	0	0	0	0	1
01:30	0	0	0	0	0	0	0	0	0	0	0	0	0	0
01:45	0	0	0	0	0	1	0	0	0	0	0	0	0	1
02:00	0	0	0	0	0	0	0	0	0	0	0	0	0	0
02:15	0	0	0	0	0	1	0	0	0	0	0	0	0	1
02:30	0	0	0	0	0	1	0	0	0	0	0	0	0	1
02:45	0	0	0	0	0	0	0	0	0	0	0	0	0	0
03:00	0	0	0	0	0	0	0	0	0	0	0	0	0	0
03:15	0	0	0	0	0	0	0	0	0	0	0	0	0	0
03:30	0	0	0	0	0	0	0	0	0	0	0	0	0	0
03:45	0	0	0	0	0	0	0	0	0	0	0	0	0	0
04:00	0	0	0	0	0	0	0	0	0	0	0	0	0	0
04:15	0	0	0	0	0	0	0	0	0	0	0	0	0	0
04:30	0	0	0	3	0	0	0	0	0	0	0	0	0	3
04:45	0	0	1	0	1	1	1	0	0	0	0	0	0	4
05:00	0	0	0	0	1	0	1	0	0	0	0	0	0	2
05:15	0	0	0	0	0	0	0	0	0	0	0	0	0	0
05:30	0	0	0	1	1	0	0	0	0	0	0	0	0	2
05:45	0	1	0	0	2	2	0	0	0	0	0	0	0	5
06:00	0	0	0	1	1	0	0	0	0	0	0	0	0	2
06:15	0	0	1	2	0	0	1	0	0	0	0	0	0	4
06:30	0	0	0	0	0	0	0	0	0	0	0	0	0	0
06:45	0	0	1	3	5	4	0	0	0	0	0	0	0	13
07:00	1	0	0	2	4	2	0	0	0	0	0	0	0	9
07:15	0	0	2	0	8	1	3	0	0	0	0	0	0	14
07:30	0	0	6	11	14	10	6	0	0	0	0	0	0	47
07:45	0	0	9	15	25	8	1	0	0	0	0	0	0	50
08:00	0	2	3	13	13	8	0	0	0	0	0	0	0	38
08:15	0	0	0	10	5	5	0	1	0	0	0	0	0	21
08:30	0	0	3	4	8	3	1	0	0	0	0	0	0	19
08:45	0	0	1	5	3	4	0	0	0	0	0	0	0	13
09:00	0	0	2	12	10	4	0	1	0	0	0	0	0	29
09:15	0	0	4	4	3	2	0	0	0	0	0	0	0	9
09:30	0	1	1	4	5	1	0	1	0	0	0	0	0	13
09:45	0	0	3	7	4	0	0	0	0	0	0	0	0	14
10:00	0	4	2	4	3	4	1	0	0	0	0	0	0	18
10:15	0	1	1	2	1	3	1	0	1	0	0	0	0	10
10:30	0	1	3	5	3	5	1	0	0	0	0	0	0	18
10:45	0	1	3	6	6	4	0	0	0	0	0	0	0	20
11:00	0	2	2	4	4	2	0	0	0	0	0	0	0	14
11:15	0	1	5	7	2	2	1	0	0	0	0	0	0	18
11:30	0	0	0	8	3	2	1	1	0	0	0	0	0	15
11:45	0	0	3	5	6	1	1	0	0	0	0	0	0	14
12:00 PM	0	0	0	4	3	3	2	0	0	0	0	0	0	12
12:15	1	1	1	2	6	4	0	0	0	0	0	0	0	15
12:30	0	1	0	5	5	0	1	0	0	0	0	0	0	12
12:45	0	0	2	5	9	3	2	1	0	0	0	0	0	22
13:00	0	0	1	4	7	3	0	0	0	0	0	0	0	15
13:15	0	0	1	5	3	4	1	0	0	0	0	0	0	14
13:30	0	0	3	8	6	4	0	0	0	0	0	0	0	18
13:45	0	0	1	10	9	6	4	0	0	0	0	0	0	30
14:00	0	1	6	18	16	7	2	0	0	0	0	0	0	50
14:15	0	0	3	19	15	4	2	0	0	0	0	0	0	43
14:30	0	0	0	3	7	6	4	1	0	0	0	0	0	21
14:45	0	0	6	7	9	4	1	0	0	0	0	0	0	27
15:00	0	0	4	9	15	3	2	1	0	0	0	0	0	35
15:15	0	0	2	9	6	4	2	0	0	0	0	0	0	23
15:30	0	0	1	14	13	3	1	0	1	0	0	0	0	33
15:45	0	0	2	17	17	4	3	1	0	0	0	0	0	44
16:00	1	3	7	11	7	6	0	0	0	0	0	0	0	35
16:15	0	0	0	10	3	4	1	0	0	0	0	0	0	19
16:30	0	0	5	12	9	2	1	0	0	0	0	0	0	29
16:45	1	1	4	12	10	7	0	1	0	0	0	0	0	36
17:00	0	1	4	12	7	1	1	0	0	0	0	0	0	26
17:15	0	1	6	13	9	2	0	0	0	0	0	0	0	31
17:30	0	0	3	6	4	5	2	0	0	0	0	0	0	20
17:45	0	0	3	9	7	4	1	3	0	0	0	0	0	27
18:00	0	1	7	9	4	4	0	1	0	0	0	0	0	26
18:15	0	2	2	10	16	7	2	0	0	0	0	0	0	39
18:30	0	0	2	5	9	4	2	0	0	0	0	0	0	22
18:45	0	2	1	8	9	2	2	1	0	0	0	0	0	25
19:00	0	0	4	4	9	3	1	0	0	0	0	0	0	24
19:15	0	0	1	7	8	5	0	0	0	0	0	0	0	21
19:30	0	0	4	2	10	2	0	1	1	0	0	0	0	20
19:45	0	0	0	4	4	1	1	1	0	0	0	0	0	12
20:00	0	0	2	9	10	4	1	0	0	0	0	0	0	26
20:15	0	0	3	9	5	4	0	0	0	0	0	0	0	21
20:30	0	1	4	13	6	2	1	0	0	0	0	0	0	17
20:45	0	0	3	4	3	1	1	1	0	0	0	0	0	13
21:00	0	0	0	5	1	2	1	0	0	0	0	0	0	9
21:15	0	0	1	5	5	2	1	1	0	0	0	0	0	15
21:30	0	0	2	1	4	1	1	0	0	0	0	0	0	9
21:45	0	0	0	3	1	0	0	0	0	0	0	0	0	4
22:00	0	0	0	3	2	5	3	2	1	0	0	0	0	16
22:15	0	0	0	3	1	1	1	0	0	0	0	0	0	6
22:30	0	0	1	1	0	3	1	0	0	0	0	0	0	6
22:45	0	0	1	2	0	0	0	0	0	0	0	0	0	3
23:00	0	0	1	3	2	1	0	2	0	0	0	0	0	9
23:15	0	1	0	0	0	1	1	0	0	1	0	0	0	4
23:30	0	0	0	2	1	1	0	0	0	0	0	0	0	6
23:45	0	1	2	0	0	0	0	0	0	0	0	0	0	3
<b>Totals</b>	<b>4</b>	<b>28</b>	<b>149</b>	<b>459</b>	<b>473</b>	<b>223</b>	<b>75</b>	<b>20</b>	<b>6</b>	<b>2</b>				<b>1440</b>
% of Totals	0%	2%	10%	32%	33%	15%	5%	1%	0%	0%				100%
<b>AM Volumes</b>	<b>1</b>	<b>13</b>	<b>44</b>	<b>136</b>	<b>151</b>	<b>78</b>	<b>21</b>	<b>5</b>	<b>1</b>	<b>0</b>	<b>0</b>	<b>0</b>	<b>0</b>	<b>450</b>
% AM	0%	1%	3%	9%	10%	5%	1%	0%	0%	0%	0%	0%	0%	31%
AM Peak Hour	06:15	10:00	07:15	07:30	07:15	07:30	07:00	08:15	09:30					07:30
Volume	1	7	13	49	60	29	10	2	1					158
<b>PM Volumes</b>	<b>3</b>	<b>16</b>	<b>103</b>	<b>323</b>	<b>332</b>	<b>145</b>	<b>64</b>	<b>15</b>	<b>5</b>	<b>2</b>	<b>0</b>	<b>0</b>	<b>0</b>	<b>990</b>
% PM	0%	1%	7%	22%	22%	10%	4%	1%	0%	0%	0%	0%	0%	69%
PM Peak Hour	16:00	16:00	16:30	13:45	15:45	13:15	18:00	17:30	14:45	15:30				13:45
Volume	2	4	19	94	91	21	3	2	1	1				144
<b>Directional Peak Periods</b>	<b>AM 7-9</b>			<b>NOON 12-2</b>			<b>PM 4-6</b>			<b>Off Peak Volumes</b>				
All Classes	Volume	%	Volume	%	Volume	%	Volume	%	Volume	%	Volume	%		
	211	15%	138	10%	223	15%	868	60%						
<b>Street Name</b>	<b>Direction</b>	<b>Percentiles</b>												
SW 49th St	East Bound	15th	50th	Average	85th	95th	ADT							
SW 49th St	West Bound	27	32	32	38	40	1287							
		25	31	31	37	42	1440							

**SPEED**

SW 49th St W/O SW 118th Ave

Day: Tuesday  
Date: 5/16/2023

City: Cooper City  
Project #: FL23\_140259\_001

**Summary**

Time	< 15	15 - 19	20 - 24	25 - 29	30 - 34	35 - 39	40 - 44	45 - 49	50 - 54	55 - 59	60 - 64	65 - 69	70 +	Total
00:00 AM	0	0	1	1	2	1	0	0	0	0	0	0	0	5
00:15	0	0	0	1	0	0	0	0	0	0	0	0	0	1
00:30	0	0	0	2	2	0	0	0	0	0	0	0	0	4
00:45	0	0	0	0	0	0	0	0	0	0	0	0	0	2
01:00	0	0	0	0	0	0	0	0	0	0	0	0	0	0
01:15	0	0	0	1	0	0	0	0	0	0	0	0	0	1
01:30	0	0	0	0	0	0	0	0	0	0	0	0	0	0
01:45	0	0	0	0	0	1	0	0	0	0	0	0	0	1
02:00	0	0	0	0	0	0	0	0	0	0	0	0	0	0
02:15	0	0	0	0	0	2	0	0	0	0	0	0	0	2
02:30	0	0	0	0	0	1	0	0	0	0	0	0	0	1
02:45	0	0	0	0	0	0	0	0	0	0	0	0	0	0
03:00	0	0	0	0	0	0	1	0	0	0	0	0	0	1
03:15	0	0	0	0	0	0	0	0	0	0	0	0	0	0
03:30	0	0	0	0	1	1	0	0	0	0	0	0	0	2
03:45	0	0	0	0	1	0	0	0	0	0	0	0	0	1
04:00	0	0	0	1	0	0	0	0	0	0	0	0	0	1
04:15	0	0	0	1	0	1	0	0	0	0	0	0	0	2
04:30	0	0	0	3	0	0	0	0	0	0	0	0	0	3
04:45	0	0	1	1	3	1	1	0	0	0	0	0	0	7
05:00	0	0	0	1	1	0	1	0	0	0	0	0	0	3
05:15	0	0	0	1	2	1	0	0	0	0	0	0	0	4
05:30	0	0	0	2	1	1	0	0	0	0	0	0	0	4
05:45	0	1	1	2	3	2	0	0	0	0	0	0	0	9
06:00	0	0	0	2	2	2	0	0	0	0	0	0	0	6
06:15	0	0	1	3	2	1	1	0	0	0	0	0	0	8
06:30	0	0	1	5	4	4	0	0	0	0	0	0	0	11
06:45	0	0	1	6	11	7	0	1	0	0	0	0	0	26
07:00	1	0	1	8	15	8	0	0	0	0	0	0	0	33
07:15	0	0	4	15	19	5	4	0	0	0	0	0	0	47
07:30	0	1	9	24	30	17	6	0	0	0	0	0	0	87
07:45	0	1	7	31	39	15	2	0	0	0	0	0	0	95
08:00	0	2	2	21	23	14	2	0	0	0	0	0	0	64
08:15	0	0	2	18	13	6	0	1	0	0	0	0	0	40
08:30	0	1	3	14	18	7	1	0	0	0	0	0	0	44
08:45	0	0	3	10	7	6	0	0	0	0	0	0	0	26
09:00	0	0	2	20	16	6	0	1	0	0	0	0	0	45
09:15	0	1	6	5	7	4	0	0	0	0	0	0	0	23
09:30	0	1	2	6	9	1	1	1	0	0	0	0	0	21
09:45	0	0	5	10	7	2	0	0	0	0	0	0	0	24
10:00	0	4	2	7	5	7	2	0	0	0	0	0	0	27
10:15	0	1	4	7	4	7	1	0	1	0	0	0	0	25
10:30	0	1	4	6	4	8	1	0	0	0	0	0	0	24
10:45	0	1	6	10	11	9	0	1	0	0	0	0	0	38
11:00	0	2	4	5	11	2	0	0	0	0	0	0	0	24
11:15	0	0	2	8	14	4	4	2	0	0	0	0	0	34
11:30	0	0	1	11	9	5	1	1	0	0	0	0	0	28
11:45	0	0	3	8	10	7	1	0	0	0	0	0	0	29
12:00 PM	0	0	0	8	13	5	4	0	0	0	0	0	0	30
12:15	1	1	0	4	10	5	2	0	0	0	0	0	0	25
12:30	0	1	0	14	11	1	2	0	0	0	0	0	0	29
12:45	0	0	2	10	19	3	2	1	0	0	0	0	0	37
13:00	0	0	1	12	13	5	1	0	0	0	0	0	0	32
13:15	0	0	1	8	7	7	2	0	0	0	0	0	0	25
13:30	0	0	3	6	14	8	2	0	0	0	0	0	0	33
13:45	0	1	3	24	20	14	5	0	0	0	0	0	0	67
14:00	0	1	7	22	28	11	3	0	0	0	0	0	0	72
14:15	0	1	6	23	22	7	2	0	0	0	0	0	0	61
14:30	0	1	4	18	11	7	2	0	0	0	0	0	0	43
14:45	0	0	8	11	20	6	2	0	0	0	0	0	0	47
15:00	0	0	4	15	23	8	3	1	0	0	0	0	0	55
15:15	0	1	2	14	20	11	2	0	0	0	0	0	0	50
15:30	0	0	4	24	17	6	2	0	1	0	0	0	0	54
15:45	0	0	2	22	24	10	3	1	0	0	0	0	0	62
16:00	1	3	8	18	21	13	1	0	0	0	0	0	0	65
16:15	0	0	0	15	10	9	2	0	0	0	0	0	0	37
16:30	0	0	6	18	23	16	2	0	0	0	0	0	0	64
16:45	1	1	4	17	19	20	1	1	0	0	0	0	0	64
17:00	0	1	4	22	22	12	3	0	0	0	0	0	0	64
17:15	0	1	8	20	27	8	0	0	0	0	0	0	0	64
17:30	0	0	5	11	17	8	2	0	0	0	0	0	0	49
17:45	0	0	3	8	21	17	5	0	0	0	0	0	0	67
18:00	0	0	1	13	25	15	5	1	1	0	0	0	0	61
18:15	0	2	4	17	30	14	4	0	0	0	0	0	0	71
18:30	0	0	3	11	16	11	4	0	0	0	0	0	0	45
18:45	0	2	2	9	20	7	2	1	0	0	0	0	0	43
19:00	0	0	0	5	13	9	2	0	0	0	0	0	0	38
19:15	0	0	2	13	19	6	0	0	0	0	0	0	0	40
19:30	0	0	6	9	15	2	0	2	1	0	0	0	0	35
19:45	0	0	0	8	10	5	2	1	1	0	0	0	0	27
20:00	0	0	3	11	19	8	1	0	0	0	0	0	0	42
20:15	0	0	4	12	9	8	1	0	0	0	0	0	0	34
20:30	0	1	4	25	12	4	2	0	0	0	0	0	0	28
20:45	0	0	4	6	7	3	1	1	0	0	0	0	0	22
21:00	0	0	0	7	8	4	2	2	0	0	0	0	0	23
21:15	0	0	1	7	11	5	2	1	0	0	0	0	0	27
21:30	0	0	4	6	6	5	1	0	0	0	0	0	0	22
21:45	0	0	0	4	4	3	0	0	0	0	0	0	0	11
22:00	0	0	3	4	7	5	3	2	0	0	0	0	0	24
22:15	0	0	1	4	3	1	2	0	0	0	0	0	0	11
22:30	0	0	1	3	2	3	1	0	0	0	0	0	0	10
22:45	0	0	1	5	0	0	0	0	0	0	0	0	0	6
23:00	0	0	1	5	3	1	0	2	0	0	0	0	0	12
23:15	0	1	0	0	1	0	2	1	1	0	0	0	0	7
23:30	0	0	0	4	2	2	1	0	1	0	0	0	0	10
23:45	0	1	2	0	1	1	0	0	0	0	0	0	0	5
<b>Totals</b>	<b>4</b>	<b>37</b>	<b>216</b>	<b>822</b>	<b>983</b>	<b>505</b>	<b>122</b>	<b>29</b>	<b>7</b>	<b>2</b>				<b>2727</b>
% of Totals	0%	1%	8%	30%	36%	19%	4%	1%	0%	0%				100%

Directional Peak Periods	AM 7-9	NOON 12-2	PM 4-6	Off Peak Volumes
All Classes	Volume 436	Volume 278	Volume 468	Volume 1545
	% 16%	% 10%	% 17%	% 57%

Street Name	Direction	15th	50th	Average	85th	95th	ADT
SW 49th St	Summary	26	31	32	38	41	2727



# SPEED

SW 49th St W/O SW 118th Ave

Day: Tuesday  
Date: 5/16/2023

City: Cooper City  
Project #: FL23\_140259\_001e

**East Bound**

Time	< 15	15 - 19	20 - 24	25 - 29	30 - 34	35 - 39	40 - 44	45 - 49	50 - 54	55 - 59	60 - 64	65 - 69	70 +	Total
00:00 AM	0	0	0	1	4	1	0	0	0	0	0	0	0	6
01:00	0	0	0	0	0	0	0	0	0	0	0	0	0	0
02:00	0	0	0	0	0	1	0	0	0	0	0	0	0	1
03:00	0	0	0	0	2	1	1	0	0	0	0	0	0	4
04:00	0	0	0	3	2	1	0	0	0	0	0	0	0	6
05:00	0	0	2	6	2	1	0	0	0	0	0	0	0	11
06:00	0	0	1	6	12	10	0	1	0	0	0	0	0	30
07:00	0	2	10	50	52	26	2	0	0	0	0	0	0	142
08:00	0	1	4	31	32	13	2	0	0	0	0	0	0	83
09:00	0	1	5	18	17	6	1	0	0	0	0	0	0	48
10:00	0	0	7	13	11	15	1	1	0	0	0	0	0	48
11:00	0	0	6	10	24	11	2	1	0	0	0	0	0	54
12:00 PM	0	0	1	20	30	4	5	0	0	0	0	0	0	60
13:00	0	1	2	28	27	17	5	0	0	0	0	0	0	80
14:00	0	2	7	23	35	12	3	0	0	0	0	0	0	82
15:00	0	1	3	26	33	21	2	0	0	0	0	0	0	86
16:00	0	0	1	23	44	39	4	0	0	0	0	0	0	111
17:00	0	0	4	31	60	33	6	0	0	0	0	0	0	134
18:00	0	0	4	20	48	30	5	1	0	0	0	0	0	108
19:00	0	0	4	22	26	11	2	1	0	0	0	0	0	66
20:00	0	0	3	9	23	12	2	0	0	0	0	0	0	49
21:00	0	0	2	10	18	12	2	2	0	0	0	0	0	46
22:00	0	0	1	8	6	2	2	1	0	0	0	0	0	20
23:00	0	0	0	5	2	3	0	1	1	0	0	0	0	12
<b>Totals</b>		<b>8</b>	<b>67</b>	<b>363</b>	<b>510</b>	<b>282</b>	<b>47</b>	<b>9</b>	<b>1</b>					<b>1287</b>
<b>% of Totals</b>		1%	5%	28%	40%	22%	4%	1%	0%					100%

<b>AM Volumes</b>	0	4	35	138	158	86	9	3	0	0	0	0	0	433
<b>% AM</b>		0%	3%	11%	12%	7%	1%	0%						34%
<b>AM Peak Hour</b>		07:00	07:00	07:00	07:00	07:00	07:00	06:00						07:00
<b>Volume</b>		2	10	50	52	26	2	1						142
<b>PM Volumes</b>	0	4	32	225	352	196	38	6	1	0	0	0	0	854
<b>% PM</b>		0%	2%	17%	27%	15%	3%	0%	0%					66%
<b>PM Peak Hour</b>		14:00	14:00	17:00	17:00	16:00	17:00	21:00	23:00					17:00
<b>Volume</b>		2	7	31	60	39	6	2	1					134

Directional Peak Periods All Speeds	AM 7-9		NOON 12-2		PM 4-6		Off Peak Volumes	
	Volume	%	Volume	%	Volume	%	Volume	%
	225	↔ 17%	140	↔ 11%	245	↔ 19%	677	↔ 53%

Street Name	Direction	Percentiles					ADT
		15th	50th	Average	85th	95th	
SW 49th St	East Bound	27	32	32	38	40	1287
SW 49th St	West Bound	25	31	31	37	42	1440

# SPEED

SW 49th St W/O SW 118th Ave

Day: Tuesday  
Date: 5/16/2023

City: Cooper City  
Project #: FL23\_140259\_001w

## West Bound

Time	< 15	15 - 19	20 - 24	25 - 29	30 - 34	35 - 39	40 - 44	45 - 49	50 - 54	55 - 59	60 - 64	65 - 69	70 +	Total
00:00 AM	0	0	1	3	2	0	0	0	0	0	0	0	0	6
01:00	0	0	0	1	0	1	0	0	0	0	0	0	0	2
02:00	0	0	0	0	1	1	0	0	0	0	0	0	0	2
03:00	0	0	0	0	0	0	0	0	0	0	0	0	0	0
04:00	0	0	1	3	1	1	1	0	0	0	0	0	0	7
05:00	0	1	0	1	4	2	1	0	0	0	0	0	0	9
06:00	0	0	2	6	8	4	1	0	0	0	0	0	0	21
07:00	1	0	11	28	51	19	10	0	0	0	0	0	0	120
08:00	0	2	6	32	29	20	1	1	0	0	0	0	0	91
09:00	0	1	10	23	22	7	0	2	0	0	0	0	0	65
10:00	0	7	9	17	13	16	3	0	1	0	0	0	0	66
11:00	0	2	4	22	20	7	4	2	0	0	0	0	0	61
12:00 PM	1	2	3	16	23	10	5	1	0	0	0	0	0	61
13:00	0	0	6	22	27	17	5	0	0	0	0	0	0	77
14:00	0	1	18	51	46	19	6	0	0	0	0	0	0	141
15:00	0	0	9	49	51	14	8	2	2	0	0	0	0	135
16:00	2	4	16	45	29	19	2	1	0	1	0	0	0	119
17:00	0	2	16	40	27	12	4	3	0	0	0	0	0	104
18:00	0	4	6	30	43	17	10	1	1	0	0	0	0	112
19:00	0	0	9	17	31	11	2	2	2	0	0	0	0	74
20:00	0	1	11	26	24	11	3	1	0	0	0	0	0	77
21:00	0	0	3	14	11	5	3	1	0	0	0	0	0	37
22:00	0	0	5	8	6	7	4	1	0	0	0	0	0	31
23:00	0	2	3	5	4	3	2	2	0	1	0	0	0	22
<b>Totals</b>	<b>4</b>	<b>29</b>	<b>149</b>	<b>459</b>	<b>473</b>	<b>223</b>	<b>75</b>	<b>20</b>	<b>6</b>	<b>2</b>				<b>1440</b>
<b>% of Totals</b>	<b>0%</b>	<b>2%</b>	<b>10%</b>	<b>32%</b>	<b>33%</b>	<b>15%</b>	<b>5%</b>	<b>1%</b>	<b>0%</b>	<b>0%</b>				<b>100%</b>

<b>AM Volumes</b>	1	13	44	136	151	78	21	5	1	0	0	0	0	450
<b>% AM</b>	0%	1%	3%	9%	10%	5%	1%	0%	0%					31%
<b>AM Peak Hour</b>	07:00	10:00	07:00	08:00	07:00	08:00	07:00	09:00	10:00					07:00
<b>Volume</b>	1	7	11	32	51	20	10	2	1					120
<b>PM Volumes</b>	3	16	105	323	322	145	54	15	5	2	0	0	0	990
<b>% PM</b>	0%	1%	7%	22%	22%	10%	4%	1%	0%	0%				69%
<b>PM Peak Hour</b>	16:00	16:00	14:00	14:00	15:00	14:00	18:00	17:00	15:00	16:00				14:00
<b>Volume</b>	2	4	18	51	51	19	10	3	2	1				141

Directional Peak Periods All Speeds	AM 7-9		NOON 12-2		PM 4-6		Off Peak Volumes	
	Volume	%	Volume	%	Volume	%	Volume	%
	211	↔ 15%	138	↔ 10%	223	↔ 15%	868	↔ 60%

Street Name	Direction	Percentiles					ADT
		15th	50th	Average	85th	95th	
SW 49th St	East Bound	27	32	32	38	40	1287
SW 49th St	West Bound	25	31	31	37	42	1440

# SPEED

SW 49th St W/O SW 118th Ave

Day: Tuesday  
Date: 5/16/2023

City: Cooper City  
Project #: FL23\_140259\_001

## Summary

Time	< 15	15 - 19	20 - 24	25 - 29	30 - 34	35 - 39	40 - 44	45 - 49	50 - 54	55 - 59	60 - 64	65 - 69	70 +	Total
00:00 AM	0	0	1	4	6	1	0	0	0	0	0	0	0	12
01:00	0	0	0	1	0	1	0	0	0	0	0	0	0	2
02:00	0	0	0	0	1	2	0	0	0	0	0	0	0	3
03:00	0	0	0	0	2	1	1	0	0	0	0	0	0	4
04:00	0	0	1	6	3	2	1	0	0	0	0	0	0	13
05:00	0	1	2	7	6	3	1	0	0	0	0	0	0	20
06:00	0	0	3	12	20	14	1	1	0	0	0	0	0	51
07:00	1	2	21	78	103	45	12	0	0	0	0	0	0	262
08:00	0	3	10	63	61	33	3	1	0	0	0	0	0	174
09:00	0	2	15	41	39	13	1	2	0	0	0	0	0	113
10:00	0	7	16	30	24	31	4	1	1	0	0	0	0	114
11:00	0	2	10	32	44	18	6	3	0	0	0	0	0	115
12:00 PM	1	2	4	36	53	14	10	1	0	0	0	0	0	121
13:00	0	1	8	50	54	34	10	0	0	0	0	0	0	157
14:00	0	3	25	74	81	31	9	0	0	0	0	0	0	223
15:00	0	1	12	75	84	35	10	2	2	0	0	0	0	221
16:00	2	4	17	68	73	58	6	1	0	1	0	0	0	230
17:00	0	2	20	71	87	45	10	3	0	0	0	0	0	238
18:00	0	4	10	50	91	47	15	2	1	0	0	0	0	220
19:00	0	0	13	39	57	22	4	3	2	0	0	0	0	140
20:00	0	1	14	35	47	23	5	1	0	0	0	0	0	126
21:00	0	0	5	24	29	17	5	3	0	0	0	0	0	83
22:00	0	0	6	16	12	9	6	2	0	0	0	0	0	51
23:00	0	2	3	10	6	6	2	3	1	1	0	0	0	34
<b>Totals</b>	<b>4</b>	<b>37</b>	<b>216</b>	<b>822</b>	<b>983</b>	<b>505</b>	<b>122</b>	<b>29</b>	<b>7</b>	<b>2</b>				<b>2727</b>
<b>% of Totals</b>	<b>0%</b>	<b>1%</b>	<b>8%</b>	<b>30%</b>	<b>36%</b>	<b>19%</b>	<b>4%</b>	<b>1%</b>	<b>0%</b>	<b>0%</b>				<b>100%</b>

<b>AM Volumes</b>	1	17	79	274	309	164	30	8	1	0	0	0	0	883
<b>% AM</b>	0%	1%	3%	10%	11%	6%	1%	0%	0%					32%
<b>AM Peak Hour</b>	07:00	10:00	07:00	07:00	07:00	07:00	07:00	11:00	10:00					07:00
<b>Volume</b>	1	7	21	78	103	45	12	3	1					262
<b>PM Volumes</b>	3	20	137	548	674	341	92	21	6	2	0	0	0	1844
<b>% PM</b>	0%	1%	5%	20%	25%	13%	3%	1%	0%	0%				68%
<b>PM Peak Hour</b>	16:00	16:00	14:00	15:00	18:00	16:00	18:00	17:00	15:00	16:00				17:00
<b>Volume</b>	2	4	25	75	91	58	15	3	2	1				238

Directional Peak Periods All Speeds	AM 7-9		NOON 12-2		PM 4-6		Off Peak Volumes	
	Volume	%	Volume	%	Volume	%	Volume	%
	436	↔ 16%	278	↔ 10%	468	↔ 17%	1545	↔ 57%

Street Name	Direction	Percentiles					ADT
		15th	50th	Average	85th	95th	
SW 49th St	Summary	26	31	32	38	41	2727

# VOLUME

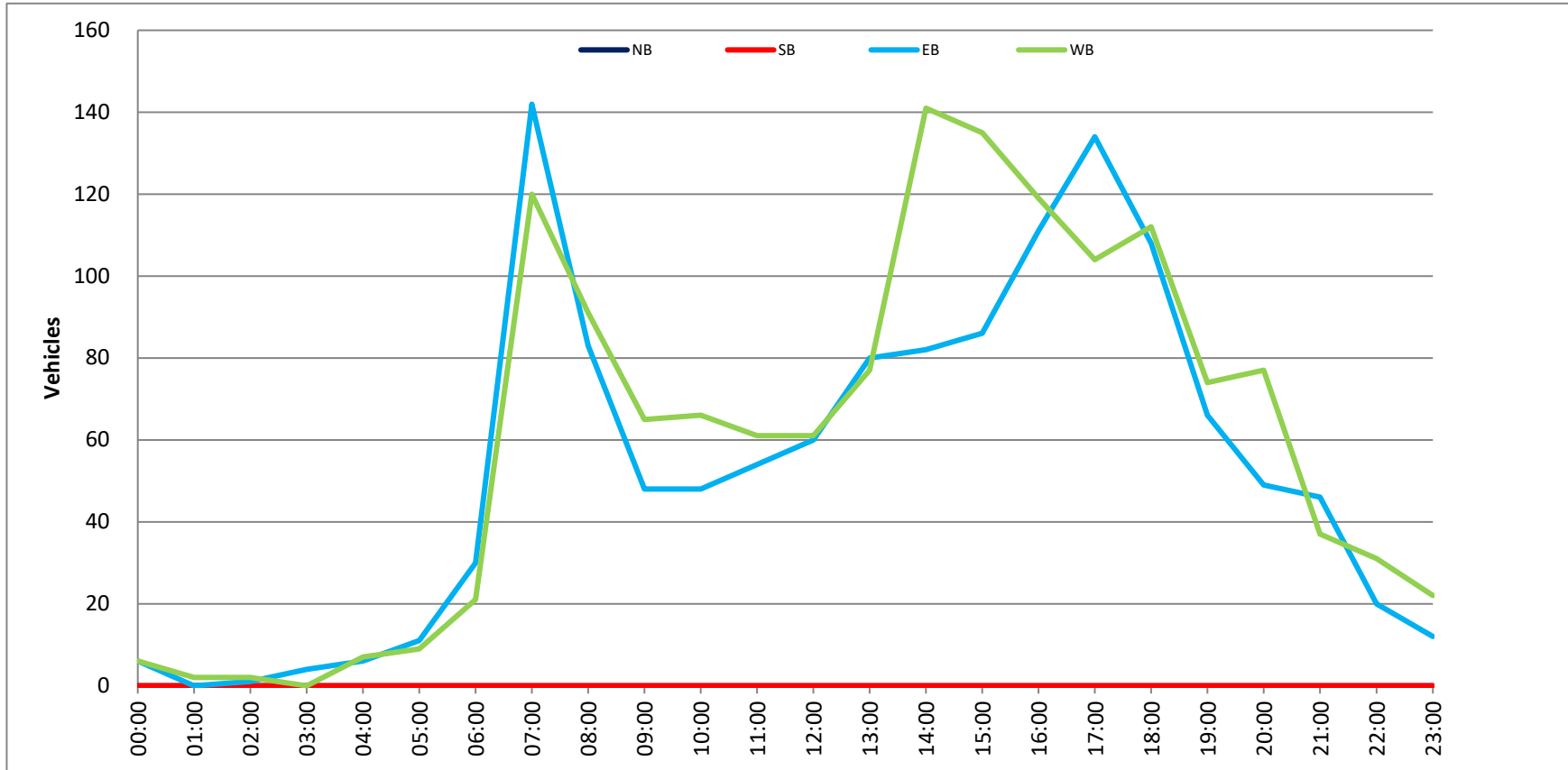
SW 49th St W/O SW 118th Ave

Day: Tuesday  
Date: 5/16/2023

City: Cooper City  
Project #: FL23\_140259\_001

DAILY TOTALS												Total	
				NB	SB	EB		WB				Total	
				0	0	1,287	1,440					2,727	
AM Period	NB	SB	EB	WB	TOTAL	PM Period	NB	SB	EB	WB	TOTAL		
00:00	0	0	2	3	5	12:00	0	0	18	12	30		
00:15	0	0	0	1	1	12:15	0	0	10	15	25		
00:30	0	0	3	1	4	12:30	0	0	17	12	29		
00:45	0	0	1	1	2	12:45	0	0	15	22	37		
01:00	0	0	0	0	0	13:00	0	0	17	15	32		
01:15	0	0	0	0	0	13:15	0	0	11	14	25		
01:30	0	0	0	0	0	13:30	0	0	15	18	33		
01:45	0	0	0	1	1	13:45	0	0	37	80	117		
02:00	0	0	0	0	0	14:00	0	0	22	50	72		
02:15	0	0	1	1	2	14:15	0	0	18	43	61		
02:30	0	0	0	1	1	14:30	0	0	22	21	43		
02:45	0	0	0	0	0	14:45	0	0	20	82	102		
03:00	0	0	1	0	1	15:00	0	0	20	35	55		
03:15	0	0	0	0	0	15:15	0	0	27	23	50		
03:30	0	0	2	0	2	15:30	0	0	21	33	54		
03:45	0	0	1	0	1	15:45	0	0	18	44	62		
04:00	0	0	1	0	1	16:00	0	0	30	35	65		
04:15	0	0	2	0	2	16:15	0	0	18	19	37		
04:30	0	0	0	3	3	16:30	0	0	35	29	64		
04:45	0	0	3	4	7	16:45	0	0	28	111	139		
05:00	0	0	1	2	3	17:00	0	0	38	26	64		
05:15	0	0	4	0	4	17:15	0	0	33	31	64		
05:30	0	0	2	2	4	17:30	0	0	23	20	43		
05:45	0	0	4	5	9	17:45	0	0	40	27	67		
06:00	0	0	4	2	6	18:00	0	0	35	26	61		
06:15	0	0	9	4	13	18:15	0	0	32	39	71		
06:30	0	0	4	2	6	18:30	0	0	23	22	45		
06:45	0	0	13	13	26	18:45	0	0	18	108	126		
07:00	0	0	24	9	33	19:00	0	0	17	21	38		
07:15	0	0	33	14	47	19:15	0	0	19	21	40		
07:30	0	0	40	47	87	19:30	0	0	15	20	35		
07:45	0	0	45	50	95	19:45	0	0	15	12	27		
08:00	0	0	26	38	64	20:00	0	0	16	26	42		
08:15	0	0	19	21	40	20:15	0	0	13	13	26		
08:30	0	0	25	19	44	20:30	0	0	11	17	28		
08:45	0	0	13	13	26	20:45	0	0	9	13	22		
09:00	0	0	16	29	45	21:00	0	0	14	9	23		
09:15	0	0	14	9	23	21:15	0	0	12	15	27		
09:30	0	0	8	13	21	21:30	0	0	13	9	22		
09:45	0	0	10	14	24	21:45	0	0	7	46	53		
10:00	0	0	9	18	27	22:00	0	0	8	16	24		
10:15	0	0	15	10	25	22:15	0	0	5	6	11		
10:30	0	0	6	18	24	22:30	0	0	4	6	10		
10:45	0	0	18	20	38	22:45	0	0	3	20	23		
11:00	0	0	10	14	24	23:00	0	0	3	9	12		
11:15	0	0	16	18	34	23:15	0	0	3	4	7		
11:30	0	0	13	15	28	23:30	0	0	4	6	10		
11:45	0	0	15	14	29	23:45	0	0	2	3	5		
TOTALS			433	450	883	TOTALS			854	990	1844		
SPLIT %			49.0%	51.0%	32.4%	SPLIT %			46.3%	53.7%	67.6%		
<b>DAILY TOTALS</b>												<b>Total</b>	
				NB	SB	EB		WB				2,727	
				0	0	1,287	1,440						

AM Peak Hour	07:15	07:30	07:15	07:15	07:15	PM Peak Hour	16:30	13:45	16:30
AM Pk Volume	144	156	293	293	293	PM Pk Volume	134	144	256
Pk Hr Factor	0.800	0.780	0.771	0.771	0.771	Pk Hr Factor	0.882	0.720	1.000
7 - 9 Volume	0	0	436	436	436	4 - 6 Volume	245	223	468
7 - 9 Peak Hour	07:15	07:30	07:15	07:15	07:15	4 - 6 Peak Hour	16:30	16:30	16:30
7 - 9 Pk Volume	144	156	293	293	293	4 - 6 Pk Volume	134	122	256
Pk Hr Factor	0.800	0.780	0.771	0.771	0.771	Pk Hr Factor	0.882	0.847	1.000



East Bound														
Time	< 15	15 - 19	20 - 24	25 - 29	30 - 34	35 - 39	40 - 44	45 - 49	50 - 54	55 - 59	60 - 64	65 - 69	70 +	Total
00:00 AM	0	0	0	0	0	0	0	0	0	0	0	0	0	0
00:15	0	0	0	0	0	0	0	0	0	0	0	0	0	0
00:30	0	0	0	0	0	0	0	0	0	0	0	0	0	0
00:45	0	0	0	0	0	0	0	0	0	0	0	0	0	0
01:00	0	0	0	0	0	0	0	0	0	0	0	0	0	0
01:15	0	0	0	0	0	0	0	0	0	0	0	0	0	0
01:30	0	0	0	0	0	0	0	0	0	0	0	0	0	0
01:45	0	0	0	0	0	0	0	0	0	0	0	0	0	0
02:00	0	0	0	0	0	0	0	0	0	0	0	0	0	0
02:15	0	0	0	0	0	0	1	0	0	0	0	0	0	1
02:30	0	0	0	0	0	0	0	0	0	0	0	0	0	0
02:45	0	0	0	0	0	0	0	0	0	0	0	0	0	0
03:00	0	0	1	0	1	0	0	0	0	0	0	0	0	2
03:15	0	0	0	0	0	0	0	0	0	0	0	0	0	0
03:30	0	0	0	0	0	0	0	0	0	0	0	0	0	0
03:45	0	0	0	0	0	0	0	0	0	0	0	0	0	0
04:00	0	0	0	0	0	0	0	0	0	0	0	0	0	0
04:15	0	0	0	2	0	0	0	0	0	0	0	0	0	2
04:30	0	0	0	0	1	0	0	0	0	0	0	0	0	1
04:45	0	0	0	0	1	0	0	0	0	0	0	0	0	1
05:00	0	0	0	0	0	0	0	0	0	0	0	0	0	0
05:15	0	0	0	1	2	3	3	0	0	0	0	0	0	8
05:30	0	0	0	1	0	0	0	0	0	0	0	0	0	1
05:45	0	0	1	0	0	0	0	0	0	0	0	0	0	1
06:00	0	0	0	1	1	0	1	0	0	0	0	0	0	3
06:15	0	0	0	2	2	1	0	0	0	0	0	0	0	5
06:30	0	0	0	2	1	2	0	0	0	0	0	0	0	5
06:45	0	0	1	6	2	5	0	0	0	0	0	0	0	14
07:00	0	0	4	7	8	6	1	0	0	0	0	0	0	26
07:15	0	1	1	9	13	3	1	0	0	0	0	0	0	28
07:30	0	0	3	14	17	12	2	0	0	0	0	0	0	48
07:45	0	1	5	8	13	13	4	0	0	0	0	0	0	44
08:00	0	0	1	6	12	5	1	0	0	0	0	0	0	25
08:15	0	1	1	4	13	2	1	0	0	0	0	0	0	22
08:30	0	0	2	5	11	7	1	0	0	0	0	0	0	26
08:45	0	1	3	3	7	5	1	0	0	0	0	0	0	20
09:00	0	0	2	2	5	3	0	0	0	0	0	0	0	12
09:15	0	0	1	6	5	0	0	0	0	0	0	0	0	11
09:30	0	0	1	4	5	1	0	0	0	0	0	0	0	11
09:45	0	0	2	7	4	1	0	0	0	0	0	0	0	14
10:00	0	0	3	6	4	1	0	0	0	0	0	0	0	14
10:15	0	0	2	4	3	2	0	0	0	0	0	0	0	11
10:30	0	0	3	11	3	1	0	0	0	0	0	0	0	18
10:45	0	0	0	7	4	2	1	0	0	0	0	0	0	14
11:00	0	0	1	3	4	3	0	1	0	0	0	0	0	12
11:15	0	0	2	4	4	2	1	1	0	0	0	0	0	14
11:30	0	0	6	7	7	3	0	0	0	0	0	0	0	23
11:45	0	0	0	0	6	4	1	0	0	0	0	0	0	11
12:00 PM	0	0	1	2	0	0	2	0	0	0	0	0	0	14
12:15	0	0	3	1	9	5	1	0	0	0	0	0	0	19
12:30	0	0	0	4	3	3	0	0	0	0	0	0	0	10
12:45	0	1	1	7	8	1	0	0	0	0	0	0	0	18
13:00	0	0	1	4	3	5	1	0	0	0	0	0	0	14
13:15	0	0	2	5	7	4	1	0	0	0	0	0	0	19
13:30	0	0	2	4	7	3	0	0	0	0	0	0	0	16
13:45	0	0	3	7	16	6	2	0	0	0	0	0	0	34
14:00	0	0	2	8	7	4	3	0	0	0	0	0	0	24
14:15	0	1	3	6	1	2	0	0	0	0	0	0	0	13
14:30	0	0	3	6	12	4	0	0	0	0	0	0	0	25
14:45	0	0	1	7	5	13	0	0	0	0	0	0	0	26
15:00	0	0	4	8	5	1	1	0	0	0	0	0	0	19
15:15	0	0	1	6	11	6	1	1	0	0	0	0	0	26
15:30	0	0	1	3	8	6	1	0	0	0	0	0	0	19
15:45	0	0	4	4	4	4	0	0	0	0	0	0	0	16
16:00	0	0	1	4	6	4	2	0	0	0	0	0	0	17
16:15	0	0	0	3	5	7	0	0	0	0	0	0	0	15
16:30	0	0	0	3	10	6	0	1	0	0	0	0	0	20
16:45	0	0	1	3	10	4	3	0	0	0	0	0	0	21
17:00	0	0	1	11	19	9	2	0	0	0	0	0	0	42
17:15	0	0	0	0	3	12	6	5	0	0	0	0	0	26
17:30	0	0	0	2	5	8	12	0	0	0	0	0	0	27
17:45	0	0	0	1	5	12	9	0	0	0	0	0	0	27
18:00	0	0	3	10	16	7	6	0	0	0	0	0	0	42
18:15	0	0	0	2	9	7	0	1	0	0	0	0	0	19
18:30	1	0	0	6	4	2	0	0	0	0	0	0	0	13
18:45	0	0	2	5	1	4	0	0	0	0	0	0	0	12
19:00	0	0	2	4	0	5	3	0	0	0	0	0	0	23
19:15	0	0	1	3	10	2	1	1	0	0	0	0	0	18
19:30	0	0	0	4	9	3	0	0	0	0	0	0	0	16
19:45	0	0	0	4	8	2	2	0	0	0	0	0	0	16
20:00	0	0	2	6	10	4	2	0	0	0	0	0	0	24
20:15	0	0	0	3	2	1	0	0	0	0	0	0	0	6
20:30	0	0	1	1	13	6	4	2	0	0	0	0	0	21
20:45	0	0	0	4	6	3	1	1	0	0	0	0	0	15
21:00	0	0	0	1	3	3	1	0	0	0	0	0	0	8
21:15	0	0	0	1	2	1	0	0	0	0	0	0	0	4
21:30	0	0	0	2	3	2	0	0	0	0	0	0	0	7
21:45	0	0	0	0	2	1	2	1	0	0	0	0	0	6
22:00	0	0	1	0	3	1	0	0	0	0	0	0	0	5
22:15	0	0	2	0	0	1	0	0	0	0	0	0	0	3
22:30	0	0	1	3	1	1	0	0	0	0	0	0	0	6
22:45	0	0	0	1	1	0	1	0	0	0	0	0	0	3
23:00	0	0	0	2	0	0	0	0	0	0	0	0	0	2
23:15	0	0	0	0	3	1	0	0	0	0	0	0	0	4
23:30	0	0	0	2	1	0	0	0	0	0	0	0	0	3
23:45	0	0	0	1	2	0	0	0	0	0	0	0	0	3
<b>Totals</b>	<b>1</b>	<b>6</b>	<b>100</b>	<b>329</b>	<b>466</b>	<b>268</b>	<b>61</b>	<b>7</b>						<b>1238</b>
% of Totals	0%	0%	8%	27%	38%	22%	5%	1%						100%

AM Volumes	0	47	133	159	88	16	2	0	0	0	0	0	0	451
% AM	0%	4%	11%	13%	7%	1%	0%	0%	0%	0%	0%	0%	0%	36%
AM Peak Hour	07:00	07:00	07:00	07:15	07:30	07:00	07:30	10:30						07:00
Volume	2	13	31	53	31	8	2							145
PM Volumes	1	53	194	307	180	43	5	0	0	0	0	0	0	787
% PM	0%	0%	4%	16%	25%	15%	4%	0%	0%	0%	0%	0%	0%	64%
PM Peak Hour	17:45	17:00	17:45	17:45	17:00	17:00	17:45	14:30						17:00
Volume	1	11	27	51	36	11	1							223

Directional Peak Periods		AM 7-9		NOON 12-2		PM 4-6		Off Peak Volumes	
All Classes	Volume	%	Volume	%	Volume	%	Volume	%	Volume
	239	19%	144	12%	195	16%	660	53%	

Street Name		Percentiles					
Direction		15th	50th	Average	85th	95th	ADT
SW 49th St	East Bound	26	32	32	38	41	1238
SW 49th St	West Bound	25	31	31	36	40	1355

West Bound

Time	< 15	15 - 19	20 - 24	25 - 29	30 - 34	35 - 39	40 - 44	45 - 49	50 - 54	55 - 59	60 - 64	65 - 69	70 +	Total
00:00 AM	0	0	0	0	4	0	0	0	0	0	0	0	0	4
00:15	0	0	0	0	0	0	0	0	0	0	0	0	0	0
00:30	0	0	0	0	0	0	1	0	0	0	0	0	0	1
00:45	0	0	2	0	2	0	0	0	0	0	0	0	0	4
01:00	0	0	0	0	0	0	1	0	0	0	0	0	0	1
01:15	0	0	0	0	0	0	0	0	0	0	0	0	0	0
01:30	0	0	0	0	0	0	0	0	0	0	0	0	0	0
01:45	0	0	0	0	1	0	0	0	0	0	0	0	0	1
02:00	0	0	0	0	0	0	0	0	0	0	0	0	0	0
02:15	0	0	0	0	0	0	0	0	0	0	0	0	0	0
02:30	0	0	0	0	0	0	0	0	0	0	0	0	0	0
02:45	0	0	0	0	0	0	0	0	0	0	0	0	0	0
03:00	0	0	0	0	0	0	0	0	0	0	0	0	0	0
03:15	0	0	0	0	0	0	0	0	0	0	0	0	0	0
03:30	0	0	0	0	0	0	1	0	0	0	0	0	0	1
03:45	0	0	0	0	1	0	0	0	0	0	0	0	0	1
04:00	0	0	1	0	0	0	0	0	0	0	0	0	0	1
04:15	0	1	0	0	0	0	0	0	0	0	0	0	0	1
04:30	0	0	0	0	0	0	1	0	0	0	0	0	0	1
04:45	0	0	0	0	1	0	1	1	0	0	0	0	0	3
05:00	0	0	0	0	0	0	1	0	0	0	0	0	0	1
05:15	0	0	0	0	0	0	0	0	0	0	0	0	0	0
05:30	0	0	0	2	2	0	0	0	0	0	0	0	0	4
05:45	0	0	0	2	0	0	0	0	0	0	0	0	0	2
06:00	0	0	0	0	0	0	1	0	0	0	0	0	0	1
06:15	0	1	0	0	1	2	2	0	0	0	0	0	0	6
06:30	0	0	0	0	4	0	0	0	0	0	0	0	0	4
06:45	0	0	1	4	3	2	1	0	0	0	0	0	0	11
07:00	1	0	1	1	7	1	0	0	0	0	0	0	0	11
07:15	0	0	2	2	9	2	0	0	0	0	0	0	0	15
07:30	0	0	4	15	25	8	0	1	0	0	0	0	0	59
07:45	0	2	10	19	18	11	1	0	0	0	0	0	0	61
08:00	0	1	4	11	15	7	2	0	0	0	0	0	0	40
08:15	1	0	2	6	6	1	0	0	0	0	0	0	0	16
08:30	0	0	1	3	7	5	1	0	0	0	0	0	0	17
08:45	0	0	0	6	15	1	0	0	0	0	0	0	0	22
09:00	0	1	1	4	3	2	0	0	0	0	0	0	0	11
09:15	0	0	2	6	1	2	0	0	0	0	0	0	0	9
09:30	0	0	2	6	9	0	1	0	0	0	0	0	0	19
09:45	0	0	0	7	2	3	1	0	0	0	0	0	0	13
10:00	0	0	2	7	6	4	1	0	0	0	0	0	0	20
10:15	0	0	0	4	8	1	1	0	0	0	0	0	0	14
10:30	0	0	4	2	5	0	1	0	0	0	0	0	0	12
10:45	0	1	1	1	4	1	0	0	0	0	0	0	0	8
11:00	0	0	2	3	2	2	0	1	0	0	0	0	0	10
11:15	0	1	3	4	9	3	1	0	0	0	0	0	0	21
11:30	0	0	0	6	4	5	2	0	0	0	0	0	0	17
11:45	0	0	2	4	3	1	0	0	0	0	0	0	0	10
12:00 PM	0	0	1	3	6	1	0	0	0	0	0	0	0	11
12:15	0	0	1	8	7	1	0	0	0	0	0	0	0	17
12:30	0	0	2	11	3	0	0	0	0	0	0	0	0	18
12:45	0	0	2	3	6	2	0	1	0	0	0	0	0	14
13:00	0	0	4	8	6	3	1	0	0	0	0	0	0	22
13:15	0	0	1	2	3	2	0	1	0	0	0	0	0	9
13:30	0	0	3	8	3	1	0	0	0	0	0	0	0	15
13:45	0	2	2	7	8	4	1	1	0	0	0	0	0	25
14:00	0	1	9	22	17	5	1	0	0	0	0	0	0	55
14:15	2	2	8	11	15	5	1	1	1	0	0	0	0	46
14:30	0	0	1	11	11	2	2	0	0	0	0	0	0	27
14:45	0	0	1	6	14	4	0	0	0	0	0	0	0	25
15:00	0	0	4	6	10	1	0	0	0	0	0	0	0	21
15:15	0	0	5	4	3	2	0	0	0	0	0	0	0	14
15:30	0	2	5	11	7	8	1	0	0	0	0	0	0	34
15:45	0	2	4	12	6	3	2	2	0	0	0	0	0	31
16:00	0	0	1	9	11	2	1	0	0	0	0	0	0	24
16:15	0	0	2	8	8	3	1	0	0	0	0	0	0	22
16:30	0	0	1	8	10	4	0	0	0	0	0	0	0	23
16:45	0	0	2	8	13	3	2	0	0	0	0	0	0	28
17:00	0	0	3	8	11	3	1	0	0	0	0	0	0	26
17:15	0	0	2	11	6	4	2	0	0	0	0	0	0	25
17:30	0	2	4	13	7	2	0	0	0	0	0	0	0	28
17:45	0	2	1	5	17	6	0	0	0	0	0	0	0	31
18:00	1	1	3	5	9	9	0	0	0	0	0	0	0	28
18:15	0	0	0	7	12	3	2	0	0	0	0	0	0	24
18:30	1	1	0	1	9	2	0	0	0	0	0	0	0	14
18:45	0	0	0	7	12	2	0	0	0	0	0	0	0	21
19:00	0	0	2	3	5	10	5	0	0	0	0	0	0	23
19:15	0	0	0	4	4	2	0	0	0	0	0	0	0	10
19:30	0	0	0	5	9	3	1	0	0	0	0	0	0	18
19:45	0	1	2	11	7	1	1	0	0	0	0	0	0	23
20:00	0	0	6	7	7	2	0	0	0	0	0	0	0	22
20:15	0	0	1	6	11	3	0	0	0	0	0	0	0	21
20:30	0	0	1	9	6	1	2	0	0	0	0	0	0	19
20:45	0	0	0	4	4	3	0	0	0	0	0	0	0	11
21:00	0	0	1	3	2	1	2	0	0	0	0	0	0	9
21:15	0	1	3	5	2	1	0	0	0	0	0	0	0	12
21:30	0	0	1	2	1	0	0	0	0	0	0	0	0	4
21:45	0	0	3	3	0	2	2	0	0	0	0	0	0	8
22:00	0	0	1	4	1	1	0	1	0	0	0	0	0	8
22:15	0	0	1	3	2	1	1	0	0	0	0	0	0	8
22:30	0	0	3	1	1	0	1	1	0	0	0	0	0	7
22:45	0	0	0	3	0	0	0	0	0	0	0	0	0	3
23:00	0	1	1	1	2	3	0	0	0	0	0	0	0	8
23:15	0	1	0	2	2	1	0	0	0	0	0	0	0	6
23:30	0	0	1	1	1	0	0	2	0	0	0	0	0	5
23:45	0	0	0	2	2	0	0	0	0	0	0	0	0	4
<b>Totals</b>	<b>6</b>	<b>23</b>	<b>142</b>	<b>426</b>	<b>504</b>	<b>188</b>	<b>50</b>	<b>10</b>	<b>5</b>					<b>1395</b>
% of Totals	0%	2%	10%	31%	37%	14%	4%	1%	0%					100%

AM Volumes	2	9	45	131	172	69	22	2	1	0	0	0	0	448
% AM	0%	1%	3%	10%	13%	5%	2%	0%	0%					33%
AM Peak Hour	06:15	07:15	07:15	07:30	07:45	07:45	08:00	06:45	08:45					07:30
Volume	1	3	20	51	67	28	4	1	1					173
PM Volumes	4	19	97	250	331	120	28	8	4	0	0	0	0	907
% PM	0%	1%	7%	22%	25%	9%	2%	1%	0%					67%
PM Peak Hour	13:30	13:30	13:30	13:45	14:00	17:15	13:45	13:30	12:30					13:45
Volume	2	5	22	51	57	21	2	2	2					153
Directional Peak Periods	AM 7-9			NOON 12-2			PM 4-6			Off Peak Volumes				
All Classes	Volume	%	Volume	%	Volume	%	Volume	%	Volume	%	Volume	%		
	235	17%	131	10%	207	15%	782	58%						

Street Name	Direction	15th	50th	Average	85th	95th	ADT
SW 49th St	East Bound	26	32	32	38	41	1238
SW 49th St	West Bound	25	31	31	36	40	1355

**Summary**

Time	< 15	15 - 19	20 - 24	25 - 29	30 - 34	35 - 39	40 - 44	45 - 49	50 - 54	55 - 59	60 - 64	65 - 69	70 +	Total
00:00 AM	0	0	0	0	4	0	0	0	0	0	0	0	0	4
00:15	0	0	0	1	0	0	0	0	0	0	0	0	0	1
00:30	0	0	0	0	0	0	1	0	0	0	0	0	0	1
00:45	0	0	2	0	2	0	0	0	0	0	0	0	0	4
01:00	0	0	0	0	2	0	1	0	0	0	0	0	0	3
01:15	0	0	0	0	0	0	0	0	0	0	0	0	0	0
01:30	0	0	0	0	0	0	0	0	0	0	0	0	0	0
01:45	0	0	0	0	1	0	0	0	0	0	0	0	0	1
02:00	0	0	0	0	0	0	0	0	0	0	0	0	0	0
02:15	0	0	0	0	0	1	0	0	0	0	0	0	0	1
02:30	0	0	0	0	0	1	0	0	0	0	0	0	0	1
02:45	0	0	0	0	0	0	0	0	0	0	0	0	0	0
03:00	0	0	1	0	1	0	0	0	0	0	0	0	0	2
03:15	0	0	0	0	0	0	0	0	0	0	0	0	0	0
03:30	0	0	0	0	0	0	1	0	0	0	0	0	0	1
03:45	0	0	0	0	0	0	0	0	0	0	0	0	0	0
04:00	0	0	0	0	1	0	0	0	0	0	0	0	0	1
04:15	0	1	0	2	0	0	0	0	0	0	0	0	0	3
04:30	0	0	0	1	0	1	0	0	0	0	0	0	0	2
04:45	0	0	0	2	0	1	1	0	0	0	0	0	0	4
05:00	0	0	0	0	0	0	1	0	0	0	0	0	0	1
05:15	0	0	0	1	2	2	3	0	0	0	0	0	0	8
05:30	0	0	0	3	2	0	0	0	0	0	0	0	0	5
05:45	0	0	1	2	0	0	0	0	0	0	0	0	0	3
06:00	0	0	0	1	1	0	2	0	0	0	0	0	0	4
06:15	0	1	0	2	3	3	2	0	0	0	0	0	0	11
06:30	0	0	0	6	2	0	2	0	0	0	0	0	0	6
06:45	0	0	2	10	5	7	1	0	0	0	0	0	0	25
07:00	1	0	5	8	15	7	1	0	0	0	0	0	0	37
07:15	0	1	3	11	22	5	1	0	0	0	0	0	0	43
07:30	0	0	7	29	42	20	2	1	0	0	0	0	0	101
07:45	0	3	15	27	31	24	5	0	0	0	0	0	0	105
08:00	0	1	5	17	27	12	3	0	0	0	0	0	0	65
08:15	1	1	3	10	19	3	1	0	0	0	0	0	0	38
08:30	0	0	3	8	18	12	2	0	0	0	0	0	0	43
08:45	0	1	3	9	22	6	1	0	0	0	0	0	0	42
09:00	0	1	3	6	8	5	0	0	0	0	0	0	0	23
09:15	0	0	3	12	5	2	0	0	0	0	0	0	0	20
09:30	0	0	3	10	14	1	1	0	1	0	0	0	0	30
09:45	0	0	2	14	6	4	1	0	0	0	0	0	0	27
10:00	0	0	5	13	10	5	1	0	0	0	0	0	0	34
10:15	0	0	2	8	11	3	1	0	0	0	0	0	0	25
10:30	0	0	7	13	8	1	1	0	0	0	0	0	0	30
10:45	0	1	1	8	8	3	1	0	0	0	0	0	0	22
11:00	0	0	3	6	6	5	0	2	0	0	0	0	0	22
11:15	0	1	5	8	13	5	2	1	0	0	0	0	0	35
11:30	0	0	6	13	11	8	2	0	0	0	0	0	0	40
11:45	0	0	2	4	9	5	1	0	0	0	0	0	0	21
12:00 PM	0	0	2	5	16	1	2	0	0	0	0	0	0	25
12:15	0	0	4	9	16	6	1	0	0	0	0	0	0	36
12:30	0	0	2	6	14	6	0	0	0	0	0	0	0	28
12:45	0	1	3	10	14	3	0	1	0	0	0	0	0	32
13:00	0	0	5	12	9	8	2	0	0	0	0	0	0	36
13:15	0	0	3	7	10	6	1	0	1	0	0	0	0	28
13:30	0	0	5	12	10	4	0	0	0	0	0	0	0	31
13:45	0	2	5	14	24	10	3	1	0	0	0	0	0	59
14:00	0	1	11	30	24	9	4	0	0	0	0	0	0	79
14:15	2	3	11	17	16	7	1	1	1	0	0	0	0	59
14:30	0	0	4	17	23	6	2	0	0	0	0	0	0	52
14:45	0	0	2	13	19	17	0	0	0	0	0	0	0	51
15:00	0	0	8	14	15	2	1	0	0	0	0	0	0	40
15:15	0	0	6	10	14	8	1	1	0	0	0	0	0	40
15:30	0	2	6	14	15	14	2	0	0	0	0	0	0	53
15:45	0	2	8	16	10	7	2	2	0	0	0	0	0	47
16:00	0	0	2	13	17	6	3	0	0	0	0	0	0	41
16:15	0	0	2	11	13	10	1	0	0	0	0	0	0	37
16:30	0	0	1	11	20	10	0	1	0	0	0	0	0	43
16:45	0	0	3	11	23	7	5	0	0	0	0	0	0	49
17:00	0	0	4	19	30	12	3	0	0	0	0	0	0	68
17:15	0	0	2	14	18	10	7	0	0	0	0	0	0	51
17:30	0	2	6	18	15	14	0	0	0	0	0	0	0	55
17:45	0	2	2	10	29	15	0	0	0	0	0	0	0	58
18:00	1	1	6	15	25	16	6	0	0	0	0	0	0	70
18:15	0	0	0	9	21	10	2	1	0	0	0	0	0	43
18:30	2	1	0	7	13	4	0	0	0	0	0	0	0	27
18:45	0	0	2	12	13	6	0	0	0	0	0	0	0	33
19:00	0	0	4	6	19	10	3	0	0	0	0	0	0	46
19:15	0	0	1	7	14	4	1	1	0	0	0	0	0	28
19:30	0	0	0	9	18	6	1	0	0	0	0	0	0	34
19:45	0	1	2	15	15	3	3	0	0	0	0	0	0	39
20:00	0	0	8	13	17	6	2	0	0	0	0	0	0	46
20:15	0	0	1	9	13	4	0	0	0	0	0	0	0	27
20:30	0	0	2	18	12	5	4	0	0	0	0	0	0	41
20:45	0	0	0	8	10	6	1	1	0	0	0	0	0	26
21:00	0	1	4	5	4	3	0	0	0	0	0	0	0	17
21:15	0	1	3	6	4	2	0	0	0	0	0	0	0	16
21:30	0	0	1	4	4	2	0	0	0	0	0	0	0	11
21:45	0	0	3	5	4	3	3	0	0	0	0	0	0	14
22:00	0	0	2	4	4	2	0	1	0	0	0	0	0	13
22:15	0	0	3	3	2	2	1	0	0	0	0	0	0	11
22:30	0	0	4	4	2	1	1	1	0	0	0	0	0	13
22:45	0	0	0	4	1	0	1	0	0	0	0	0	0	6
23:00	0	1	3	3	2	3	0	0	0	0	0	0	0	10
23:15	0	1	0	2	5	2	0	0	0	0	0	0	0	10
23:30	0	0	1	3	2	0	0	2	0	0	0	0	0	8
23:45	0	0	0	3	4	0	0	0	0	0	0	0	0	7
<b>Totals</b>	<b>7</b>	<b>33</b>	<b>242</b>	<b>755</b>	<b>970</b>	<b>453</b>	<b>111</b>	<b>17</b>	<b>5</b>					<b>2593</b>
% of Totals	0%	1%	9%	29%	37%	17%	4%	1%	0%					100%
<b>AM Volumes</b>	2	13	92	266	331	153	38	4	1	0	0	0	0	889
% AM	0%	0%	4%	10%	13%	6%	1%	0%	0%					35%
<b>AM Peak Hour</b>	06:15	07:15	07:00	07:15	07:15	07:15	07:15	10:30	08:45					07:35
Volume	1	5	30	84	122	61	12	3	1					311
<b>PM Volumes</b>	5	21	150	489	639	300	73	13	4	0	0	0	0	1694
% PM	0%	1%	6%	19%	25%	12%	3%	1%	0%					65%
<b>PM Peak Hour</b>	17:45	18:30	18:30	18:45	17:45	17:15	16:30	15:00	12:30					18:45
Volume	3	6	32	78	92	55	14	3	2					245
<b>Directional Peak Periods</b>	<b>AM 7-9</b>			<b>NOON 12-2</b>			<b>PM 4-6</b>			<b>Off Peak Volumes</b>				
<b>All Classes</b>	Volume	%	Volume	%	Volume	%	Volume	%	Volume	%	Volume	%		
	474	18%	275	11%	402	16%	1442	56%						

Street Name	Direction	Percentiles					
		15th	50th	Average	85th	95th	ADT
SW 49th St	Summary	26	31	31	37	40	2593



# SPEED

SW 49th St W/O SW 118th Ave

Day: Wednesday

Date: 5/17/2023

City: Cooper City

Project #: FL23\_140259\_001e

## East Bound

Time	< 15	15 - 19	20 - 24	25 - 29	30 - 34	35 - 39	40 - 44	45 - 49	50 - 54	55 - 59	60 - 64	65 - 69	70 +	Total
00:00 AM	0	0	0	1	0	0	0	0	0	0	0	0	0	1
01:00	0	0	0	0	2	0	0	0	0	0	0	0	0	2
02:00	0	0	0	0	0	1	0	0	0	0	0	0	0	1
03:00	0	0	1	0	1	0	0	0	0	0	0	0	0	2
04:00	0	0	0	3	1	0	0	0	0	0	0	0	0	4
05:00	0	0	2	3	2	3	0	0	0	0	0	0	0	10
06:00	0	0	1	11	6	8	1	0	0	0	0	0	0	27
07:00	0	2	13	38	51	34	8	0	0	0	0	0	0	146
08:00	0	2	7	18	43	19	4	0	0	0	0	0	0	93
09:00	0	0	6	19	18	5	0	0	0	0	0	0	0	48
10:00	0	0	8	28	14	6	1	0	0	0	0	0	0	57
11:00	0	0	9	14	21	12	2	2	0	0	0	0	0	60
12:00 PM	0	1	5	14	29	9	3	0	0	0	0	0	0	61
13:00	0	0	8	20	33	18	4	0	0	0	0	0	0	83
14:00	0	1	9	27	25	23	3	0	0	0	0	0	0	88
15:00	0	0	10	21	28	17	3	1	0	0	0	0	0	80
16:00	0	0	2	13	31	21	5	1	0	0	0	0	0	73
17:00	0	0	4	24	51	36	7	0	0	0	0	0	0	122
18:00	1	0	5	23	30	20	6	1	0	0	0	0	0	86
19:00	0	0	3	15	36	12	6	1	0	0	0	0	0	73
20:00	0	0	3	22	24	12	5	1	0	0	0	0	0	67
21:00	0	0	0	6	9	8	2	0	0	0	0	0	0	25
22:00	0	0	4	4	5	3	1	0	0	0	0	0	0	17
23:00	0	0	0	5	6	1	0	0	0	0	0	0	0	12
<b>Totals</b>	<b>1</b>	<b>6</b>	<b>100</b>	<b>329</b>	<b>466</b>	<b>268</b>	<b>61</b>	<b>7</b>						<b>1238</b>
<b>% of Totals</b>	0%	0%	8%	27%	38%	22%	5%	1%						100%

<b>AM Volumes</b>	0	4	47	135	159	88	16	2	0	0	0	0	0	451
<b>% AM</b>		0%	4%	11%	13%	7%	1%	0%						36%
<b>AM Peak Hour</b>		07:00	07:00	07:00	07:00	07:00	07:00	11:00						07:00
<b>Volume</b>		2	13	38	51	34	8	2						146
<b>PM Volumes</b>	1	2	53	194	307	180	45	5	0	0	0	0	0	787
<b>% PM</b>	0%	0%	4%	16%	25%	15%	4%	0%						64%
<b>PM Peak Hour</b>	18:00	12:00	15:00	14:00	17:00	17:00	17:00	15:00						17:00
<b>Volume</b>	1	1	10	27	51	36	7	1						122

Directional Peak Periods All Speeds	AM 7-9		NOON 12-2		PM 4-6		Off Peak Volumes	
	Volume	%	Volume	%	Volume	%	Volume	%
	239	↔ 19%	144	↔ 12%	195	↔ 16%	660	↔ 53%

Street Name	Direction	Percentiles					ADT
		15th	50th	Average	85th	95th	
SW 49th St	East Bound	26	32	32	38	41	1238
SW 49th St	West Bound	25	31	31	36	40	1355

# SPEED

SW 49th St W/O SW 118th Ave

Day: Wednesday

Date: 5/17/2023

City: Cooper City

Project #: FL23\_140259\_001w

## West Bound

Time	< 15	15 - 19	20 - 24	25 - 29	30 - 34	35 - 39	40 - 44	45 - 49	50 - 54	55 - 59	60 - 64	65 - 69	70 +	Total
00:00 AM	0	0	2	0	6	0	1	0	0	0	0	0	0	9
01:00	0	0	0	0	1	0	1	0	0	0	0	0	0	2
02:00	0	0	0	1	0	0	0	0	0	0	0	0	0	1
03:00	0	0	0	0	1	0	1	0	0	0	0	0	0	2
04:00	0	1	1	1	0	1	2	0	0	0	0	0	0	6
05:00	0	0	0	4	2	0	1	0	0	0	0	0	0	7
06:00	0	1	1	8	4	4	4	0	0	0	0	0	0	22
07:00	1	2	17	37	59	22	1	1	0	0	0	0	0	140
08:00	1	1	7	26	43	14	3	0	0	0	0	0	0	95
09:00	0	1	3	23	15	7	2	0	1	0	0	0	0	52
10:00	0	1	7	14	23	6	3	0	0	0	0	0	0	54
11:00	0	1	7	17	18	11	3	1	0	0	0	0	0	58
12:00 PM	0	0	6	16	30	7	0	0	1	0	0	0	0	60
13:00	0	2	10	25	20	10	2	1	1	0	0	0	0	71
14:00	2	3	19	50	57	16	4	1	1	0	0	0	0	153
15:00	0	4	18	33	26	14	3	2	0	0	0	0	0	100
16:00	0	0	6	33	42	12	4	0	0	0	0	0	0	97
17:00	0	4	10	37	41	15	3	0	0	0	0	0	0	110
18:00	2	2	3	20	42	16	2	0	0	0	0	0	0	87
19:00	0	1	4	25	30	11	2	0	1	0	0	0	0	74
20:00	0	0	8	26	28	9	2	0	0	0	0	0	0	73
21:00	0	1	6	13	5	4	4	0	0	0	0	0	0	33
22:00	0	0	5	11	4	2	2	2	0	0	0	0	0	26
23:00	0	2	2	6	7	4	0	2	0	0	0	0	0	23
<b>Totals</b>	<b>6</b>	<b>27</b>	<b>142</b>	<b>426</b>	<b>504</b>	<b>185</b>	<b>50</b>	<b>10</b>	<b>5</b>					<b>1355</b>
<b>% of Totals</b>	<b>0%</b>	<b>2%</b>	<b>10%</b>	<b>31%</b>	<b>37%</b>	<b>14%</b>	<b>4%</b>	<b>1%</b>	<b>0%</b>					<b>100%</b>

<b>AM Volumes</b>	2	8	45	131	172	65	22	2	1	0	0	0	0	448
<b>% AM</b>	0%	1%	3%	10%	13%	5%	2%	0%	0%					33%
<b>AM Peak Hour</b>	07:00	07:00	07:00	07:00	07:00	07:00	06:00	07:00	09:00					07:00
<b>Volume</b>	1	2	17	37	59	22	4	1	1					140
<b>PM Volumes</b>	4	19	97	295	332	120	28	8	4	0	0	0	0	907
<b>% PM</b>	0%	1%	7%	22%	25%	9%	2%	1%	0%					67%
<b>PM Peak Hour</b>	14:00	15:00	14:00	14:00	14:00	14:00	14:00	15:00	12:00					14:00
<b>Volume</b>	2	4	19	50	57	16	4	2	1					153

Directional Peak Periods All Speeds	AM 7-9		NOON 12-2		PM 4-6		Off Peak Volumes	
	Volume	%	Volume	%	Volume	%	Volume	%
	235	↔ 17%	131	↔ 10%	207	↔ 15%	782	↔ 58%

Street Name	Direction	Percentiles					ADT
		15th	50th	Average	85th	95th	
SW 49th St	East Bound	26	32	32	38	41	1238
SW 49th St	West Bound	25	31	31	36	40	1355

# SPEED

SW 49th St W/O SW 118th Ave

Day: Wednesday

Date: 5/17/2023

City: Cooper City

Project #: FL23\_140259\_001

## Summary

Time	< 15	15 - 19	20 - 24	25 - 29	30 - 34	35 - 39	40 - 44	45 - 49	50 - 54	55 - 59	60 - 64	65 - 69	70 +	Total
00:00 AM	0	0	2	1	6	0	1	0	0	0	0	0	0	10
01:00	0	0	0	0	3	0	1	0	0	0	0	0	0	4
02:00	0	0	0	1	0	1	0	0	0	0	0	0	0	2
03:00	0	0	1	0	2	0	1	0	0	0	0	0	0	4
04:00	0	1	1	4	1	1	2	0	0	0	0	0	0	10
05:00	0	0	2	7	4	3	1	0	0	0	0	0	0	17
06:00	0	1	2	19	10	12	5	0	0	0	0	0	0	49
07:00	1	4	30	75	110	56	9	1	0	0	0	0	0	286
08:00	1	3	14	44	86	33	7	0	0	0	0	0	0	188
09:00	0	1	9	42	33	12	2	0	1	0	0	0	0	100
10:00	0	1	15	42	37	12	4	0	0	0	0	0	0	111
11:00	0	1	16	31	39	23	5	3	0	0	0	0	0	118
12:00 PM	0	1	11	30	59	16	3	0	1	0	0	0	0	121
13:00	0	2	18	45	53	28	6	1	1	0	0	0	0	154
14:00	2	4	28	77	82	39	7	1	1	0	0	0	0	241
15:00	0	4	28	54	54	31	6	3	0	0	0	0	0	180
16:00	0	0	8	46	73	33	9	1	0	0	0	0	0	170
17:00	0	4	14	61	92	51	10	0	0	0	0	0	0	232
18:00	3	2	8	43	72	36	8	1	0	0	0	0	0	173
19:00	0	1	7	40	66	23	8	1	1	0	0	0	0	147
20:00	0	0	11	48	52	21	7	1	0	0	0	0	0	140
21:00	0	1	6	19	14	12	6	0	0	0	0	0	0	58
22:00	0	0	9	15	9	5	3	2	0	0	0	0	0	43
23:00	0	2	2	11	13	5	0	2	0	0	0	0	0	35
<b>Totals</b>	<b>7</b>	<b>33</b>	<b>242</b>	<b>755</b>	<b>970</b>	<b>453</b>	<b>111</b>	<b>17</b>	<b>5</b>					<b>2593</b>
<b>% of Totals</b>	<b>0%</b>	<b>1%</b>	<b>9%</b>	<b>29%</b>	<b>37%</b>	<b>17%</b>	<b>4%</b>	<b>1%</b>	<b>0%</b>					<b>100%</b>

<b>AM Volumes</b>	2	12	92	266	331	153	38	4	1	0	0	0	0	899
<b>% AM</b>	0%	0%	4%	10%	13%	6%	1%	0%	0%					35%
<b>AM Peak Hour</b>	07:00	07:00	07:00	07:00	07:00	07:00	07:00	11:00	09:00					07:00
<b>Volume</b>	1	4	30	75	110	56	9	3	1					286
<b>PM Volumes</b>	5	21	150	489	639	300	73	13	4	0	0	0	0	1694
<b>% PM</b>	0%	1%	6%	19%	25%	12%	3%	1%	0%					65%
<b>PM Peak Hour</b>	18:00	14:00	14:00	14:00	17:00	17:00	17:00	15:00	12:00					14:00
<b>Volume</b>	3	4	28	77	92	51	10	3	1					241

Directional Peak Periods All Speeds	AM 7-9		NOON 12-2		PM 4-6		Off Peak Volumes	
	Volume	%	Volume	%	Volume	%	Volume	%
	474	↔ 18%	275	↔ 11%	402	↔ 16%	1442	↔ 56%

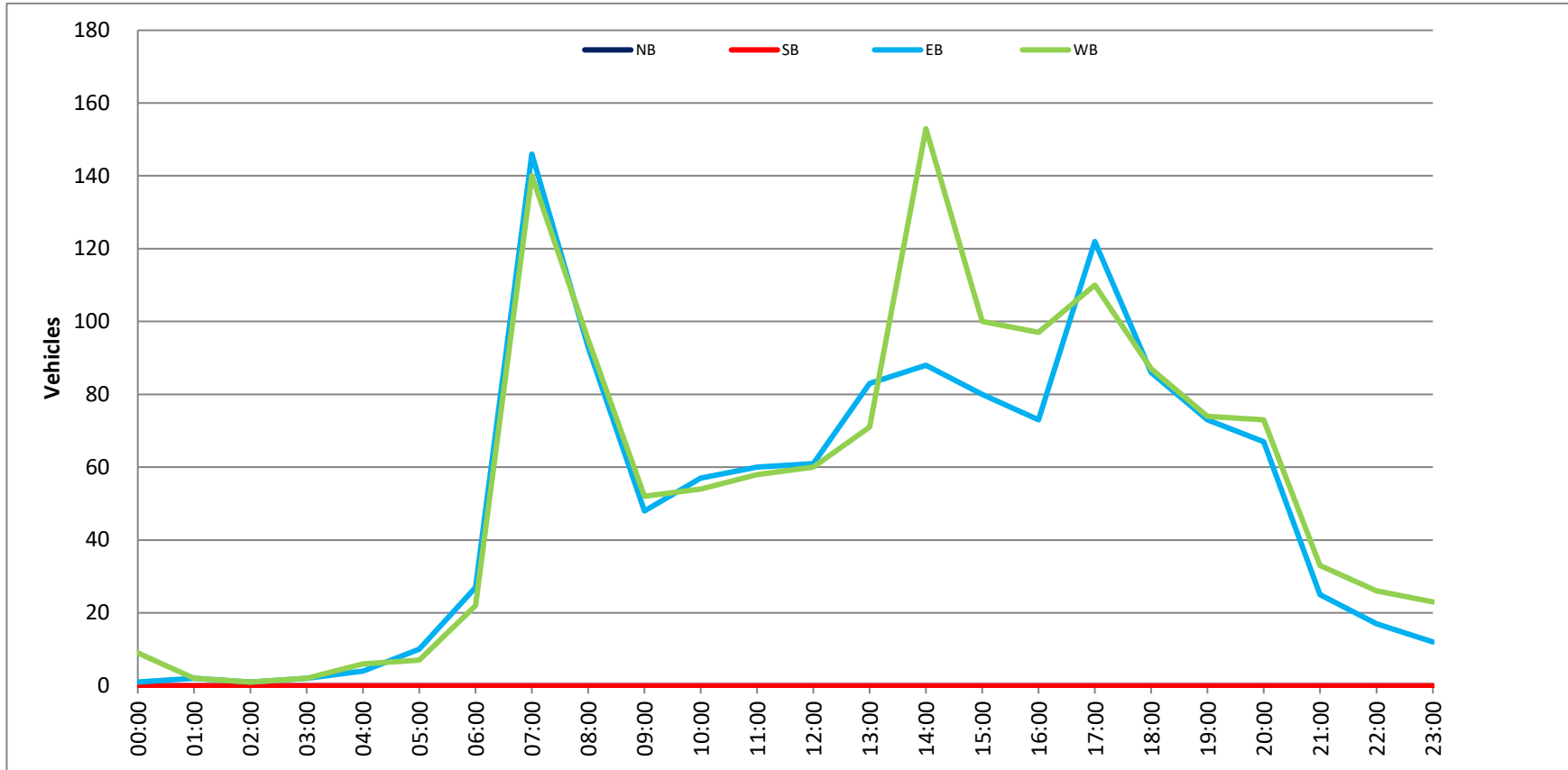
Street Name	Direction	Percentiles					ADT
		15th	50th	Average	85th	95th	
SW 49th St	Summary	26	31	31	37	40	2593

SW 49th St W/O SW 118th Ave

Day: Wednesday  
 Date: 5/17/2023

City: Cooper City  
 Project #: FL23\_140259\_001

DAILY TOTALS												Total			
				NB		SB		EB				WB		Total	
				0		0		1,238		1,355		2,593		2,593	
AM Period	NB	SB	EB	WB	TOTAL	PMI Period	NB	SB	EB	WB	TOTAL				
00:00	0	0	0	4	4	12:00	0	0	14	11	25				
00:15	0	0	1	0	1	12:15	0	0	19	17	36				
00:30	0	0	0	1	1	12:30	0	0	10	18	28				
00:45	0	0	0	4	4	12:45	0	0	18	61	79				
01:00	0	0	2	1	3	13:00	0	0	14	22	36				
01:15	0	0	0	0	0	13:15	0	0	19	9	28				
01:30	0	0	0	0	0	13:30	0	0	16	15	31				
01:45	0	0	0	2	2	13:45	0	0	34	83	117				
02:00	0	0	0	0	0	14:00	0	0	24	55	79				
02:15	0	0	1	0	1	14:15	0	0	13	46	59				
02:30	0	0	0	1	1	14:30	0	0	25	27	52				
02:45	0	0	0	0	0	14:45	0	0	26	88	114				
03:00	0	0	2	0	2	15:00	0	0	19	21	40				
03:15	0	0	0	0	0	15:15	0	0	26	14	40				
03:30	0	0	0	0	0	15:30	0	0	19	34	53				
03:45	0	0	0	2	2	15:45	0	0	16	80	96				
04:00	0	0	0	1	1	16:00	0	0	17	24	41				
04:15	0	0	2	1	3	16:15	0	0	15	22	37				
04:30	0	0	1	1	2	16:30	0	0	20	23	43				
04:45	0	0	1	3	4	16:45	0	0	21	73	94				
05:00	0	0	0	1	1	17:00	0	0	42	26	68				
05:15	0	0	8	0	8	17:15	0	0	26	25	51				
05:30	0	0	1	4	5	17:30	0	0	27	28	55				
05:45	0	0	1	2	3	17:45	0	0	27	122	149				
06:00	0	0	3	1	4	18:00	0	0	42	28	70				
06:15	0	0	5	6	11	18:15	0	0	19	24	43				
06:30	0	0	4	4	8	18:30	0	0	13	14	27				
06:45	0	0	14	11	25	18:45	0	0	12	86	98				
07:00	0	0	26	11	37	19:00	0	0	23	23	46				
07:15	0	0	28	15	43	19:15	0	0	18	10	28				
07:30	0	0	48	53	101	19:30	0	0	16	18	34				
07:45	0	0	44	61	105	19:45	0	0	16	73	89				
08:00	0	0	25	40	65	20:00	0	0	24	22	46				
08:15	0	0	22	16	38	20:15	0	0	6	21	27				
08:30	0	0	26	17	43	20:30	0	0	22	19	41				
08:45	0	0	20	22	42	20:45	0	0	15	67	82				
09:00	0	0	12	11	23	21:00	0	0	8	9	17				
09:15	0	0	11	9	20	21:15	0	0	4	12	16				
09:30	0	0	11	19	30	21:30	0	0	7	4	11				
09:45	0	0	14	48	62	21:45	0	0	6	25	31				
10:00	0	0	14	20	34	22:00	0	0	5	8	13				
10:15	0	0	11	14	25	22:15	0	0	3	8	11				
10:30	0	0	18	12	30	22:30	0	0	6	7	13				
10:45	0	0	14	57	71	22:45	0	0	3	17	20				
11:00	0	0	12	10	22	23:00	0	0	2	8	10				
11:15	0	0	14	21	35	23:15	0	0	4	6	10				
11:30	0	0	23	17	40	23:30	0	0	3	5	8				
11:45	0	0	11	60	71	23:45	0	0	3	12	15				
TOTALS			451	448	899	TOTALS			787	907	1694				
SPLIT %			50.2%	49.8%	34.7%	SPLIT %			46.5%	53.5%	65.3%				
DAILY TOTALS												Total			
				NB		SB		EB				WB		Total	
				0		0		1,238		1,355		2,593		2,593	
AM Peak Hour						PM Peak Hour									
AM Peak Volume			07:00	07:30	07:15	PM Peak Volume			17:00	13:45	13:45				
PK Hr Factor			146	170	314	PK Hr Factor			122	153	249				
			0.760	0.697	0.748				0.726	0.695	0.788				
7 - 9 Peak Hour						4 - 6 Peak Hour									
7 - 9 Peak Volume			0	0	0	4 - 6 Peak Volume			0	0	0				
PK Hr Factor			0.000	0.000	0.748	PK Hr Factor			0.000	0.000	0.887				
			0.760	0.697	0.748				0.726	0.887	0.853				



Time	< 15	15 - 19	20 - 24	25 - 29	30 - 34	35 - 39	40 - 44	45 - 49	50 - 54	55 - 59	60 - 64	65 - 69	70 +	Total
00:00 AM	0	0	0	0	0	0	0	0	0	0	0	0	0	0
00:15	0	0	0	0	0	0	0	0	0	0	0	0	0	0
00:30	0	0	0	0	0	0	0	0	0	0	0	0	0	0
00:45	0	0	0	0	0	0	0	0	0	0	0	0	0	0
01:00	0	0	0	0	0	0	0	0	0	0	0	0	0	0
01:15	0	0	0	0	0	0	0	0	0	0	0	0	0	0
01:30	0	0	0	0	0	0	0	0	0	0	0	0	0	0
01:45	0	0	0	0	0	0	0	0	0	0	0	0	0	0
02:00	0	0	0	0	0	0	0	0	0	0	0	0	0	0
02:15	0	0	0	0	0	0	0	0	0	0	0	0	0	0
02:30	0	0	0	0	0	0	0	0	0	0	0	0	0	0
02:45	0	0	0	0	0	0	0	0	0	0	0	0	0	0
03:00	0	0	0	0	0	0	0	0	0	0	0	0	0	0
03:15	0	0	0	0	0	0	0	0	0	0	0	0	0	0
03:30	0	0	0	0	0	0	0	0	0	0	0	0	0	0
03:45	0	0	0	0	0	0	0	0	0	0	0	0	0	0
04:00	0	0	0	0	0	0	0	0	0	0	0	0	0	0
04:15	0	0	0	0	0	0	0	0	0	0	0	0	0	0
04:30	0	0	0	0	0	0	0	0	0	0	0	0	0	0
04:45	0	0	0	0	0	0	0	0	0	0	0	0	0	0
05:00	0	0	0	0	0	0	0	0	0	0	0	0	0	0
05:15	0	0	0	0	0	0	0	0	0	0	0	0	0	0
05:30	0	0	0	0	0	0	0	0	0	0	0	0	0	0
05:45	0	0	0	0	0	0	0	0	0	0	0	0	0	0
06:00	0	0	0	0	0	0	0	0	0	0	0	0	0	0
06:15	0	0	0	0	0	0	0	0	0	0	0	0	0	0
06:30	0	0	0	0	0	0	0	0	0	0	0	0	0	0
06:45	0	0	0	0	0	0	0	0	0	0	0	0	0	0
07:00	0	0	0	0	0	0	0	0	0	0	0	0	0	0
07:15	0	0	0	0	0	0	0	0	0	0	0	0	0	0
07:30	0	0	0	0	0	0	0	0	0	0	0	0	0	0
07:45	0	0	0	0	0	0	0	0	0	0	0	0	0	0
08:00	0	0	0	0	0	0	0	0	0	0	0	0	0	0
08:15	0	0	0	0	0	0	0	0	0	0	0	0	0	0
08:30	0	0	0	0	0	0	0	0	0	0	0	0	0	0
08:45	0	0	0	0	0	0	0	0	0	0	0	0	0	0
09:00	0	0	0	0	0	0	0	0	0	0	0	0	0	0
09:15	0	0	0	0	0	0	0	0	0	0	0	0	0	0
09:30	0	0	0	0	0	0	0	0	0	0	0	0	0	0
09:45	0	0	0	0	0	0	0	0	0	0	0	0	0	0
10:00	0	0	0	0	0	0	0	0	0	0	0	0	0	0
10:15	0	0	0	0	0	0	0	0	0	0	0	0	0	0
10:30	0	0	0	0	0	0	0	0	0	0	0	0	0	0
10:45	0	0	0	0	0	0	0	0	0	0	0	0	0	0
11:00	0	0	0	0	0	0	0	0	0	0	0	0	0	0
11:15	0	0	0	0	0	0	0	0	0	0	0	0	0	0
11:30	0	0	0	0	0	0	0	0	0	0	0	0	0	0
11:45	0	0	0	0	0	0	0	0	0	0	0	0	0	0
12:00 PM	0	0	0	0	0	0	0	0	0	0	0	0	0	0
12:15	0	0	0	0	0	0	0	0	0	0	0	0	0	0
12:30	0	0	0	0	0	0	0	0	0	0	0	0	0	0
12:45	0	0	0	0	0	0	0	0	0	0	0	0	0	0
13:00	0	0	0	0	0	0	0	0	0	0	0	0	0	0
13:15	0	0	0	0	0	0	0	0	0	0	0	0	0	0
13:30	0	0	0	0	0	0	0	0	0	0	0	0	0	0
13:45	0	0	0	0	0	0	0	0	0	0	0	0	0	0
14:00	0	0	0	0	0	0	0	0	0	0	0	0	0	0
14:15	0	0	0	0	0	0	0	0	0	0	0	0	0	0
14:30	0	0	0	0	0	0	0	0	0	0	0	0	0	0
14:45	0	0	0	0	0	0	0	0	0	0	0	0	0	0
15:00	0	0	0	0	0	0	0	0	0	0	0	0	0	0
15:15	0	0	0	0	0	0	0	0	0	0	0	0	0	0
15:30	0	0	0	0	0	0	0	0	0	0	0	0	0	0
15:45	0	0	0	0	0	0	0	0	0	0	0	0	0	0
16:00	0	0	0	0	0	0	0	0	0	0	0	0	0	0
16:15	0	0	0	0	0	0	0	0	0	0	0	0	0	0
16:30	0	0	0	0	0	0	0	0	0	0	0	0	0	0
16:45	0	0	0	0	0	0	0	0	0	0	0	0	0	0
17:00	0	0	0	0	0	0	0	0	0	0	0	0	0	0
17:15	0	0	0	0	0	0	0	0	0	0	0	0	0	0
17:30	0	0	0	0	0	0	0	0	0	0	0	0	0	0
17:45	0	0	0	0	0	0	0	0	0	0	0	0	0	0
18:00	0	0	0	0	0	0	0	0	0	0	0	0	0	0
18:15	0	0	0	0	0	0	0	0	0	0	0	0	0	0
18:30	0	0	0	0	0	0	0	0	0	0	0	0	0	0
18:45	0	0	0	0	0	0	0	0	0	0	0	0	0	0
19:00	0	0	0	0	0	0	0	0	0	0	0	0	0	0
19:15	0	0	0	0	0	0	0	0	0	0	0	0	0	0
19:30	0	0	0	0	0	0	0	0	0	0	0	0	0	0
19:45	0	0	0	0	0	0	0	0	0	0	0	0	0	0
20:00	0	0	0	0	0	0	0	0	0	0	0	0	0	0
20:15	0	0	0	0	0	0	0	0	0	0	0	0	0	0
20:30	0	0	0	0	0	0	0	0	0	0	0	0	0	0
20:45	0	0	0	0	0	0	0	0	0	0	0	0	0	0
21:00	0	0	0	0	0	0	0	0	0	0	0	0	0	0
21:15	0	0	0	0	0	0	0	0	0	0	0	0	0	0
21:30	0	0	0	0	0	0	0	0	0	0	0	0	0	0
21:45	0	0	0	0	0	0	0	0	0	0	0	0	0	0
22:00	0	0	0	0	0	0	0	0	0	0	0	0	0	0
22:15	0	0	0	0	0	0	0	0	0	0	0	0	0	0
22:30	0	0	0	0	0	0	0	0	0	0	0	0	0	0
22:45	0	0	0	0	0	0	0	0	0	0	0	0	0	0
23:00	0	0	0	0	0	0	0	0	0	0	0	0	0	0
23:15	0	0	0	0	0	0	0	0	0	0	0	0	0	0
23:30	0	0	0	0	0	0	0	0	0	0	0	0	0	0
23:45	0	0	0	0	0	0	0	0	0	0	0	0	0	0
<b>Totals</b>	<b>2</b>	<b>7</b>	<b>72</b>	<b>310</b>	<b>532</b>	<b>278</b>	<b>55</b>	<b>12</b>	<b>1</b>					<b>1249</b>
% of Totals	0%	1%	6%	25%	43%	22%	4%	1%	0%					100%

Directional Peak Periods	AM 7-9	NOON 12-2	PM 4-6	Off Peak Volumes
All Classes	Volume 229	Volume 128	Volume 217	Volume 675
	% 18%	% 10%	% 17%	% 54%

Street Name	Direction	Percentiles					
		15th	50th	Average	85th	95th	ADT
SW 49th St	East Bound	27	32	32	38	41	1249
SW 49th St	West Bound	26	31	31	37	40	1437

Day: Thursday
Date: 5/18/2023

City: Cooper City
Project #: FL23\_140259\_001w

Table with columns: Time, < 15, 15 - 19, 20 - 24, 25 - 29, 30 - 34, 35 - 39, 40 - 44, 45 - 49, 50 - 54, 55 - 59, 60 - 64, 65 - 69, 70 +, Total. Rows include hourly intervals from 00:00 AM to 23:45.

Summary table with columns: Directional Peak Periods (AM 7-9, NOON 12-2, PM 4-6, Off Peak Volumes), Volume, and %.

Table with columns: Street Name, Direction, 15th, 50th, Average, 85th, 95th, ADT. Rows include SW 49th St and SW 49th St West Bound.

**Summary**

Time	< 15	15 - 19	20 - 24	25 - 29	30 - 34	35 - 39	40 - 44	45 - 49	50 - 54	55 - 59	60 - 64	65 - 69	70 +	Total
00:00 AM	0	0	0	0	0	0	0	0	0	0	0	0	0	0
00:15	0	1	0	0	0	0	0	0	1	0	0	0	0	4
00:30	0	0	0	2	2	1	0	0	0	0	0	0	0	5
00:45	0	0	0	2	1	0	0	0	0	0	0	0	0	5
01:00	0	0	0	1	0	0	0	0	0	0	0	0	0	1
01:15	0	0	0	2	0	0	1	0	0	0	0	0	0	3
01:30	0	0	0	0	0	0	1	0	0	0	0	0	0	1
01:45	0	0	0	0	1	0	0	0	0	0	0	0	0	1
02:00	0	0	0	2	1	0	0	0	0	0	0	0	0	3
02:15	0	0	0	0	1	0	0	0	0	0	0	0	0	1
02:30	0	0	0	0	0	1	0	0	0	0	0	0	0	1
02:45	0	0	0	0	1	1	0	0	0	0	0	0	0	2
03:00	0	0	0	0	0	0	0	0	0	0	0	0	0	0
03:15	0	0	0	0	1	1	0	0	0	0	0	0	0	2
03:30	0	0	0	0	0	1	0	0	0	0	0	0	0	1
03:45	0	0	0	0	0	1	0	1	0	0	0	0	0	3
04:00	0	0	0	2	0	0	0	0	0	0	0	0	0	2
04:15	0	0	0	0	1	1	0	0	0	0	0	0	0	2
04:30	0	0	0	0	2	0	0	0	0	0	0	0	0	2
04:45	0	0	0	0	1	0	1	0	0	0	0	0	0	2
05:00	0	0	0	0	1	1	1	0	0	0	0	0	0	3
05:15	0	0	0	0	4	0	0	0	1	0	0	0	0	5
05:30	0	0	0	3	2	0	0	0	0	0	0	0	0	5
05:45	0	0	1	3	2	1	0	0	0	0	0	0	0	7
06:00	0	0	1	1	5	2	1	0	0	0	0	0	0	10
06:15	0	0	1	1	1	2	1	0	0	0	0	0	0	6
06:30	0	0	0	3	3	3	0	0	0	0	0	0	0	15
06:45	0	0	1	5	11	3	0	2	0	0	0	0	0	22
07:00	0	0	1	9	13	4	1	0	0	0	0	0	0	28
07:15	0	0	9	18	21	5	2	0	0	0	0	0	0	55
07:30	0	1	10	34	32	16	5	0	0	0	0	0	0	98
07:45	0	0	9	27	41	19	9	1	0	1	0	0	0	107
08:00	0	1	11	15	25	8	1	0	0	0	0	0	0	51
08:15	0	0	5	14	17	5	1	0	0	0	0	0	0	42
08:30	0	0	8	8	17	7	1	0	0	0	0	0	0	41
08:45	0	1	5	13	17	5	1	0	0	0	0	0	0	42
09:00	0	1	3	12	19	1	1	1	0	0	0	0	0	38
09:15	1	0	3	6	13	4	1	1	0	0	0	0	0	32
09:30	0	0	4	6	13	2	0	0	0	0	0	0	0	25
09:45	0	0	1	11	11	7	1	0	0	0	0	0	0	31
10:00	0	0	3	14	8	2	2	0	0	0	0	0	0	29
10:15	0	0	1	10	8	6	1	0	0	0	0	0	0	26
10:30	1	0	1	8	9	7	0	0	1	0	0	0	0	27
10:45	0	0	1	6	12	4	1	2	0	1	0	0	0	27
11:00	0	1	1	6	12	8	2	1	0	0	0	0	0	31
11:15	0	0	1	5	14	6	1	0	0	0	0	0	0	27
11:30	0	0	4	7	11	8	2	0	0	0	0	0	0	32
11:45	0	0	2	8	7	11	1	0	0	0	0	0	0	29
12:00 PM	0	0	7	9	8	3	2	2	0	0	0	0	0	31
12:15	0	0	1	14	16	4	1	0	0	0	0	0	0	36
12:30	0	0	2	6	12	9	2	1	0	0	0	0	0	32
12:45	0	0	3	13	12	13	1	0	0	0	0	0	0	42
13:00	0	0	0	8	12	3	2	2	0	0	0	0	0	27
13:15	0	0	2	13	8	6	0	0	0	0	0	0	0	29
13:30	0	0	4	11	9	8	2	0	0	0	0	0	0	34
13:45	0	0	2	15	27	11	4	0	0	0	0	0	0	59
14:00	0	1	7	21	28	19	3	1	0	0	0	0	0	80
14:15	1	0	6	11	16	12	0	0	0	0	0	0	0	46
14:30	0	2	6	16	17	7	1	0	0	0	0	0	0	49
14:45	0	0	1	18	22	10	3	0	0	0	0	0	0	54
15:00	0	0	0	4	20	26	13	2	0	0	0	0	0	53
15:15	0	1	5	16	13	10	0	1	0	0	0	0	0	46
15:30	0	0	2	11	20	9	3	2	0	0	0	0	0	47
15:45	0	1	8	15	29	6	2	0	0	0	0	0	0	61
16:00	1	0	3	13	22	8	4	1	0	0	0	0	0	52
16:15	0	0	0	11	14	7	0	1	0	0	0	0	0	38
16:30	0	0	6	10	18	10	5	1	0	0	0	0	0	50
16:45	0	0	2	23	30	19	2	1	0	0	0	0	0	77
17:00	0	0	4	15	25	10	3	0	0	0	0	0	0	57
17:15	1	0	7	11	20	10	0	0	0	0	0	0	0	49
17:30	1	1	3	18	20	15	2	0	0	0	0	0	0	60
17:45	0	0	4	20	26	13	2	0	1	0	0	0	0	66
18:00	0	0	1	9	21	18	2	1	0	0	0	0	0	52
18:15	0	0	2	12	17	11	1	0	0	0	0	0	0	43
18:30	0	0	4	14	16	11	2	0	0	0	0	0	0	47
18:45	0	0	2	7	16	8	0	0	0	0	0	0	0	33
19:00	2	0	6	17	9	3	0	0	0	0	0	0	0	37
19:15	0	0	4	11	12	5	3	0	1	0	0	0	0	36
19:30	0	1	4	8	12	11	1	0	0	0	0	0	0	37
19:45	0	0	1	7	13	9	1	0	0	0	0	0	0	31
20:00	1	0	2	16	14	10	1	0	0	0	0	0	0	44
20:15	0	0	4	11	7	8	2	0	0	0	0	0	0	32
20:30	0	0	2	11	19	4	0	1	0	0	0	0	0	37
20:45	0	0	0	5	3	5	0	0	0	0	0	0	0	13
21:00	1	0	3	7	15	6	0	0	0	0	0	0	0	32
21:15	0	0	1	3	8	2	0	0	0	0	0	0	0	14
21:30	0	1	1	4	8	2	0	0	0	0	0	0	0	16
21:45	0	0	3	4	9	2	0	0	0	0	0	0	0	18
22:00	0	0	1	1	7	4	0	0	0	0	0	0	0	8
22:15	0	0	1	4	5	5	2	0	0	1	0	0	0	18
22:30	0	0	0	0	4	1	0	0	0	0	0	0	0	5
22:45	0	1	3	5	4	0	1	0	0	0	0	0	0	14
23:00	0	0	1	3	0	1	0	0	0	0	0	0	0	5
23:15	0	0	1	5	2	2	0	0	0	0	0	0	0	10
23:30	0	0	0	2	0	0	1	0	0	0	0	0	0	3
23:45	0	0	0	0	2	0	0	0	0	0	0	0	0	4
<b>Totals</b>	<b>10</b>	<b>15</b>	<b>222</b>	<b>767</b>	<b>1021</b>	<b>517</b>	<b>102</b>	<b>25</b>	<b>4</b>	<b>3</b>				<b>2686</b>
<b>% of Totals</b>	<b>0%</b>	<b>1%</b>	<b>8%</b>	<b>29%</b>	<b>38%</b>	<b>19%</b>	<b>4%</b>	<b>1%</b>	<b>0%</b>	<b>0%</b>				<b>100%</b>

Directional Peak Periods	AM 7-9	NOON 12-2	PM 4-6	Off Peak Volumes
All Classes	Volume 464	Volume 290	Volume 449	Volume 1483
	% 17%	% 11%	% 17%	% 55%

Street Name	Direction	15th	50th	Average	85th	95th	ADT
SW 49th St	Summary	26	32	32	37	40	2686



# SPEED

SW 49th St W/O SW 118th Ave

Day: Thursday  
Date: 5/18/2023

City: Cooper City  
Project #: FL23\_140259\_001e

## East Bound

Time	< 15	15 - 19	20 - 24	25 - 29	30 - 34	35 - 39	40 - 44	45 - 49	50 - 54	55 - 59	60 - 64	65 - 69	70 +	Total
00:00 AM	0	0	1	1	0	1	0	0	0	0	0	0	0	3
01:00	0	0	0	1	0	0	0	0	0	0	0	0	0	1
02:00	0	0	0	1	3	1	0	0	0	0	0	0	0	5
03:00	0	0	0	0	1	1	1	0	0	0	0	0	0	3
04:00	0	0	0	2	2	1	0	0	0	0	0	0	0	5
05:00	0	0	1	4	5	0	0	0	0	0	0	0	0	10
06:00	0	0	2	3	16	5	1	1	0	0	0	0	0	28
07:00	0	1	12	48	56	19	10	0	0	0	0	0	0	146
08:00	0	1	6	20	43	12	1	0	0	0	0	0	0	83
09:00	1	1	9	11	33	5	1	0	0	0	0	0	0	61
10:00	0	0	4	16	18	14	1	2	0	0	0	0	0	55
11:00	0	1	1	15	23	16	5	1	0	0	0	0	0	62
12:00 PM	0	0	5	16	18	15	3	1	0	0	0	0	0	58
13:00	0	0	2	19	29	15	4	1	0	0	0	0	0	70
14:00	0	0	4	26	32	17	4	1	0	0	0	0	0	84
15:00	0	2	7	17	36	17	2	2	0	0	0	0	0	83
16:00	0	0	5	18	35	27	7	2	0	0	0	0	0	94
17:00	0	0	2	26	59	31	5	0	0	0	0	0	0	123
18:00	0	0	5	18	37	30	2	1	0	0	0	0	0	93
19:00	0	0	3	19	24	18	4	0	1	0	0	0	0	69
20:00	1	0	0	17	19	14	2	0	0	0	0	0	0	53
21:00	0	1	1	3	18	5	0	0	0	0	0	0	0	28
22:00	0	0	2	3	5	9	2	0	0	0	0	0	0	21
23:00	0	0	0	6	0	5	0	0	0	0	0	0	0	11
<b>Totals</b>	<b>2</b>	<b>7</b>	<b>72</b>	<b>310</b>	<b>512</b>	<b>278</b>	<b>55</b>	<b>12</b>	<b>1</b>					<b>1249</b>
<b>% of Totals</b>	<b>0%</b>	<b>1%</b>	<b>6%</b>	<b>25%</b>	<b>41%</b>	<b>22%</b>	<b>4%</b>	<b>1%</b>	<b>0%</b>					<b>100%</b>

<b>AM Volumes</b>	1	4	36	122	200	75	20	4	0	0	0	0	0	462
<b>% AM</b>	0%	0%	3%	10%	16%	6%	2%	0%						37%
<b>AM Peak Hour</b>	09:00	07:00	07:00	07:00	07:00	07:00	07:00	10:00						07:00
<b>Volume</b>	1	1	12	48	56	19	10	2						146
<b>PM Volumes</b>	1	3	36	188	312	203	35	8	1	0	0	0	0	787
<b>% PM</b>	0%	0%	3%	15%	25%	16%	3%	1%	0%					63%
<b>PM Peak Hour</b>	20:00	15:00	15:00	14:00	17:00	17:00	16:00	15:00	19:00					17:00
<b>Volume</b>	1	2	7	26	59	31	7	2	1					123

Directional Peak Periods All Speeds	AM 7-9		NOON 12-2		PM 4-6		Off Peak Volumes	
	Volume	%	Volume	%	Volume	%	Volume	%
	229	18%	128	10%	217	17%	675	54%

Street Name	Direction	Percentiles					ADT
		15th	50th	Average	85th	95th	
SW 49th St	East Bound	27	32	32	38	41	1249
SW 49th St	West Bound	26	31	31	37	40	1437

# SPEED

SW 49th St W/O SW 118th Ave

Day: Thursday  
Date: 5/18/2023

City: Cooper City  
Project #: FL23\_140259\_001w

## West Bound

Time	< 15	15 - 19	20 - 24	25 - 29	30 - 34	35 - 39	40 - 44	45 - 49	50 - 54	55 - 59	60 - 64	65 - 69	70 +	Total
00:00 AM	0	1	1	3	3	0	0	0	1	0	0	0	0	9
01:00	0	0	0	2	1	0	1	1	0	0	0	0	0	5
02:00	0	0	0	1	1	0	0	0	0	0	0	0	0	2
03:00	0	0	0	0	1	1	1	0	0	0	0	0	0	2
04:00	0	0	0	1	1	0	1	0	0	0	0	0	0	3
05:00	0	0	0	7	0	2	0	1	0	0	0	0	0	10
06:00	0	0	2	7	9	5	1	1	0	0	0	0	0	25
07:00	0	0	17	40	51	25	7	1	0	1	0	0	0	142
08:00	0	1	13	30	33	13	3	0	0	0	0	0	0	93
09:00	0	0	4	26	23	9	2	1	0	0	0	0	0	65
10:00	1	0	2	22	19	5	3	0	1	1	0	0	0	54
11:00	0	0	7	11	21	17	1	0	0	0	0	0	0	57
12:00 PM	0	0	8	26	30	14	3	2	0	0	0	0	0	83
13:00	0	0	6	28	27	13	4	1	0	0	0	0	0	79
14:00	1	3	16	40	51	31	3	0	0	0	0	0	0	145
15:00	0	0	13	34	47	21	5	2	0	0	0	0	0	122
16:00	1	0	11	39	49	17	4	2	0	0	0	0	0	123
17:00	2	1	16	38	32	17	2	0	1	0	0	0	0	109
18:00	0	0	4	24	33	18	3	0	0	0	0	0	0	82
19:00	2	1	12	24	22	10	1	0	0	0	0	0	0	72
20:00	0	0	8	26	24	13	1	1	0	0	0	0	0	73
21:00	1	0	5	15	19	7	0	0	0	0	0	0	0	47
22:00	0	1	3	7	10	1	1	0	0	1	0	0	0	24
23:00	0	0	2	6	2	0	1	0	0	0	0	0	0	11
<b>Totals</b>	<b>8</b>	<b>8</b>	<b>150</b>	<b>457</b>	<b>509</b>	<b>239</b>	<b>47</b>	<b>13</b>	<b>3</b>	<b>3</b>				<b>1437</b>
<b>% of Totals</b>	1%	1%	10%	32%	35%	17%	3%	1%	0%	0%				100%

<b>AM Volumes</b>	1	2	46	150	163	77	19	5	2	2	0	0	0	467
<b>% AM</b>	0%	0%	3%	10%	11%	5%	1%	0%	0%	0%				32%
<b>AM Peak Hour</b>	10:00		07:00	07:00	07:00	07:00	07:00	01:00		07:00				07:00
<b>Volume</b>	1	1	17	40	51	25	7	1	1	1				142
<b>PM Volumes</b>	7	6	104	307	346	162	28	8	1	1	0	0	0	970
<b>% PM</b>	0%	0%	7%	21%	24%	11%	2%	1%	0%	0%				68%
<b>PM Peak Hour</b>	17:00	14:00	14:00	14:00	14:00	14:00	15:00	12:00	17:00	22:00				14:00
<b>Volume</b>	2	3	16	40	51	31	5	2	1	1				145

Directional Peak Periods All Speeds	AM 7-9		NOON 12-2		PM 4-6		Off Peak Volumes	
	Volume	%	Volume	%	Volume	%	Volume	%
	235	↔ 16%	162	↔ 11%	232	↔ 16%	808	↔ 56%

Street Name	Direction	Percentiles					ADT
		15th	50th	Average	85th	95th	
SW 49th St	East Bound	27	32	32	38	41	1249
SW 49th St	West Bound	26	31	31	37	40	1437

# SPEED

SW 49th St W/O SW 118th Ave

Day: Thursday  
Date: 5/18/2023

City: Cooper City  
Project #: FL23\_140259\_001

## Summary

Time	< 15	15 - 19	20 - 24	25 - 29	30 - 34	35 - 39	40 - 44	45 - 49	50 - 54	55 - 59	60 - 64	65 - 69	70 +	Total
00:00 AM	0	1	2	4	3	1	0	0	1	0	0	0	0	12
01:00	0	0	0	3	1	0	1	1	0	0	0	0	0	6
02:00	0	0	0	2	4	1	0	0	0	0	0	0	0	7
03:00	0	0	0	0	2	2	1	0	0	0	0	0	0	5
04:00	0	0	0	3	3	1	1	0	0	0	0	0	0	8
05:00	0	0	1	11	5	2	0	1	0	0	0	0	0	20
06:00	0	0	4	10	25	10	2	2	0	0	0	0	0	53
07:00	0	1	29	88	107	44	17	1	0	1	0	0	0	288
08:00	0	2	19	50	76	25	4	0	0	0	0	0	0	176
09:00	1	1	13	37	56	14	3	1	0	0	0	0	0	126
10:00	1	0	6	38	37	19	4	2	1	1	0	0	0	109
11:00	0	1	8	26	44	33	6	1	0	0	0	0	0	119
12:00 PM	0	0	13	42	48	29	6	3	0	0	0	0	0	141
13:00	0	0	8	47	56	28	8	2	0	0	0	0	0	149
14:00	1	3	20	66	83	48	7	1	0	0	0	0	0	229
15:00	0	2	20	51	83	38	7	4	0	0	0	0	0	205
16:00	1	0	16	57	84	44	11	4	0	0	0	0	0	217
17:00	2	1	18	64	91	48	7	0	1	0	0	0	0	232
18:00	0	0	9	42	70	48	5	1	0	0	0	0	0	175
19:00	2	1	15	43	46	28	5	0	1	0	0	0	0	141
20:00	1	0	8	43	43	27	3	1	0	0	0	0	0	126
21:00	1	1	6	18	37	12	0	0	0	0	0	0	0	75
22:00	0	1	5	10	15	10	3	0	0	1	0	0	0	45
23:00	0	0	2	12	2	5	1	0	0	0	0	0	0	22
<b>Totals</b>	<b>10</b>	<b>15</b>	<b>222</b>	<b>767</b>	<b>1021</b>	<b>517</b>	<b>102</b>	<b>25</b>	<b>4</b>	<b>3</b>				<b>2686</b>
<b>% of Totals</b>	<b>0%</b>	<b>1%</b>	<b>8%</b>	<b>29%</b>	<b>38%</b>	<b>19%</b>	<b>4%</b>	<b>1%</b>	<b>0%</b>	<b>0%</b>				<b>100%</b>

<b>AM Volumes</b>	2	6	82	272	363	152	39	9	2	2	0	0	0	929
<b>% AM</b>	0%	0%	3%	10%	14%	6%	1%	0%	0%	0%				35%
<b>AM Peak Hour</b>	09:00	08:00	07:00	07:00	07:00	07:00	07:00	06:00		07:00				07:00
<b>Volume</b>	1	2	29	88	107	44	17	2	1	1				288
<b>PM Volumes</b>	8	9	140	495	658	365	63	16	2	1	0	0	0	1757
<b>% PM</b>	0%	0%	5%	18%	24%	14%	2%	1%	0%	0%				65%
<b>PM Peak Hour</b>	17:00	14:00	14:00	14:00	17:00	14:00	16:00	15:00	17:00	22:00				17:00
<b>Volume</b>	2	3	20	66	91	48	11	4	1	1				232

Directional Peak Periods All Speeds	AM 7-9		NOON 12-2		PM 4-6		Off Peak Volumes	
	Volume	%	Volume	%	Volume	%	Volume	%
	464	↔ 17%	290	↔ 11%	449	↔ 17%	1483	↔ 55%

Street Name	Direction	Percentiles					ADT
		15th	50th	Average	85th	95th	
SW 49th St	Summary	26	32	32	37	40	2686

**VOLUME**

SW 49th St W/O SW 118th Ave

Day: Thursday  
 Date: 5/18/2023

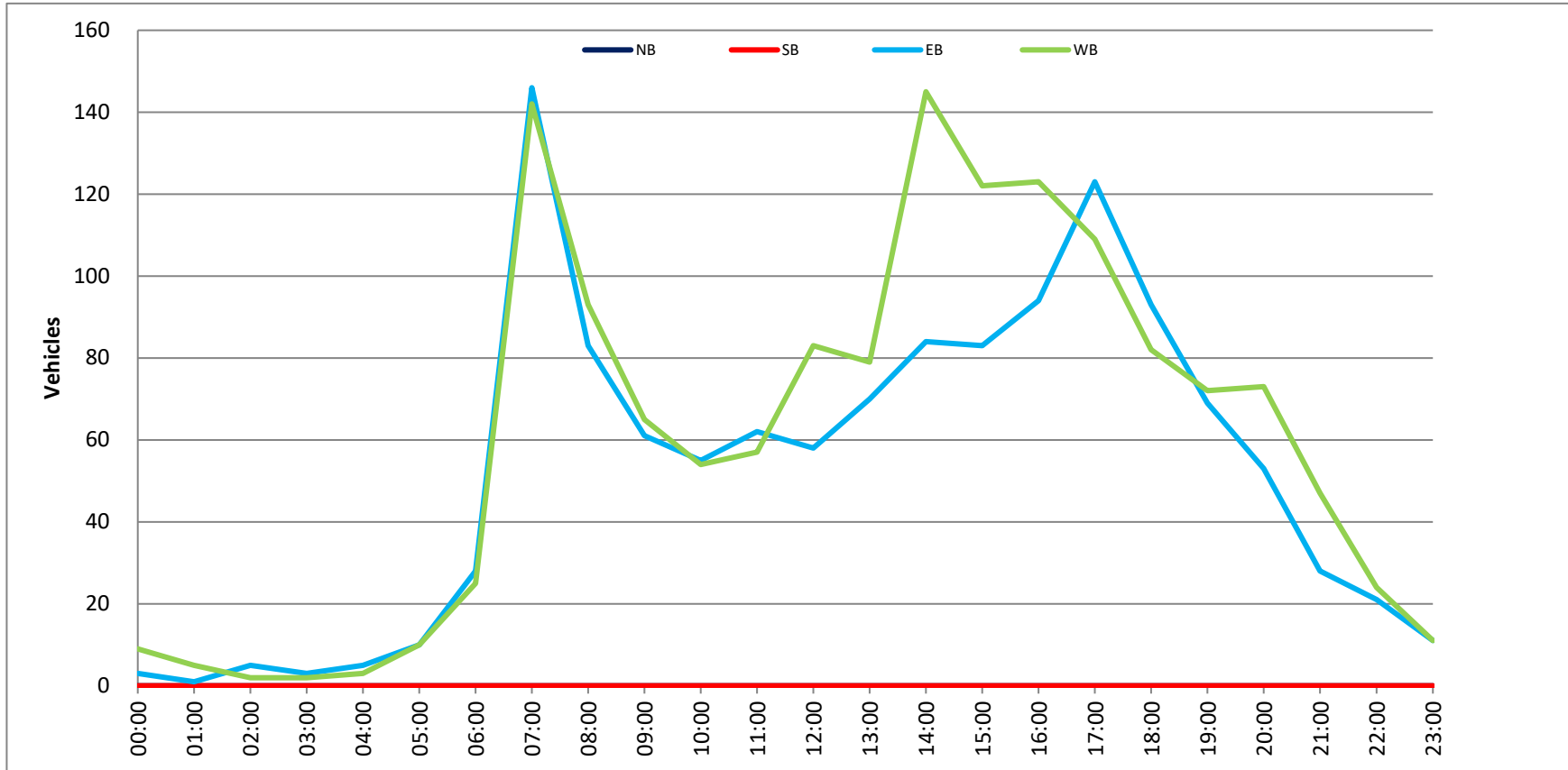
City: Cooper City  
 Project #: FL23\_140259\_001

DAILY TOTALS					NB	SB	EB	WB	Total
					0	0	1,249	1,437	2,686

AM Period	NB	SB	EB	WB	TOTAL	PM Period	NB	SB	EB	WB	TOTAL				
00:00	0	0	0	0		12:00	0	0	14	17	31				
00:15	0	0	1	3	4	12:15	0	0	17	19	36				
00:30	0	0	1	4	5	12:30	0	0	8	24	32				
00:45	0	0	1	3	2	9	12:45	0	0	19	58	23	83	42	141
01:00	0	0	1	0	1	13:00	0	0	11	16	27				
01:15	0	0	0	3	3	13:15	0	0	13	16	29				
01:30	0	0	0	1	1	13:30	0	0	16	18	34				
01:45	0	0	0	1	1	5	13:45	0	0	30	70	29	79	59	149
02:00	0	0	2	1	3	14:00	0	0	24	56	80				
02:15	0	0	0	1	1	14:15	0	0	10	36	46				
02:30	0	0	1	0	1	14:30	0	0	28	21	49				
02:45	0	0	2	5	0	2	14:45	0	0	22	84	32	145	54	229
03:00	0	0	0	0	0	15:00	0	0	22	29	51				
03:15	0	0	1	1	2	15:15	0	0	14	32	46				
03:30	0	0	1	0	1	15:30	0	0	23	24	47				
03:45	0	0	1	3	1	2	15:45	0	0	24	83	37	122	61	205
04:00	0	0	2	0	2	16:00	0	0	24	28	52				
04:15	0	0	2	0	2	16:15	0	0	8	30	38				
04:30	0	0	1	1	2	16:30	0	0	24	26	50				
04:45	0	0	0	5	2	3	16:45	0	0	38	94	39	123	77	217
05:00	0	0	1	2	3	17:00	0	0	34	23	57				
05:15	0	0	3	2	5	17:15	0	0	27	22	49				
05:30	0	0	3	2	5	17:30	0	0	31	29	60				
05:45	0	0	3	10	4	10	17:45	0	0	31	123	35	109	66	232
06:00	0	0	5	5	10	18:00	0	0	29	23	52				
06:15	0	0	4	2	6	18:15	0	0	23	20	43				
06:30	0	0	6	9	15	18:30	0	0	28	19	47				
06:45	0	0	13	28	9	25	18:45	0	0	13	93	20	82	33	175
07:00	0	0	17	11	28	19:00	0	0	20	17	37				
07:15	0	0	39	16	55	19:15	0	0	17	19	36				
07:30	0	0	49	49	98	19:30	0	0	17	20	37				
07:45	0	0	41	146	66	142	19:45	0	0	15	69	16	72	31	141
08:00	0	0	21	30	51	20:00	0	0	21	23	44				
08:15	0	0	21	21	42	20:15	0	0	13	19	32				
08:30	0	0	22	19	41	20:30	0	0	14	23	37				
08:45	0	0	19	83	23	93	20:45	0	0	5	53	8	73	13	126
09:00	0	0	17	21	38	21:00	0	0	11	21	32				
09:15	0	0	17	15	32	21:15	0	0	6	8	14				
09:30	0	0	16	9	25	21:30	0	0	7	9	16				
09:45	0	0	11	61	20	65	21:45	0	0	4	28	9	47	13	75
10:00	0	0	18	11	29	22:00	0	0	5	3	8				
10:15	0	0	11	15	26	22:15	0	0	8	10	18				
10:30	0	0	13	14	27	22:30	0	0	3	2	5				
10:45	0	0	13	55	14	54	22:45	0	0	5	21	9	24	14	45
11:00	0	0	20	11	31	23:00	0	0	2	3	5				
11:15	0	0	12	15	27	23:15	0	0	5	5	10				
11:30	0	0	14	18	32	23:30	0	0	1	2	3				
11:45	0	0	16	62	13	57	23:45	0	0	3	11	1	11	4	22
<b>TOTALS</b>			462	467	929	<b>TOTALS</b>			787	970	1757				
<b>SPLIT %</b>			49.7%	50.3%	34.6%	<b>SPLIT %</b>			44.8%	55.2%	65.4%				

DAILY TOTALS					NB	SB	EB	WB	Total
					0	0	1,249	1,437	2,686

AM Peak Hour		07:15	07:30	07:15	PM Peak Hour		16:45	14:00	16:45		
AM Pk Volume		150	166	311	PM Pk Volume		130	145	243		
Pk Hr Factor		0.765	0.629	0.727	Pk Hr Factor		0.855	0.647	0.789		
7 - 9 Volume	0	0	229	235	464	4 - 6 Volume	0	0	217	232	449
7 - 9 Peak Hour		07:15	07:30	07:15	4 - 6 Peak Hour		16:45	16:00	16:45		
7 - 9 Pk Volume	0	0	150	166	311	4 - 6 Pk Volume	0	0	130	123	243
Pk Hr Factor	0.000	0.000	0.765	0.629	0.727	Pk Hr Factor	0.000	0.000	0.855	0.788	0.789



North Bound														
Time	< 15	15 - 19	20 - 24	25 - 29	30 - 34	35 - 39	40 - 44	45 - 49	50 - 54	55 - 59	60 - 64	65 - 69	70 +	Total
00:00 AM	0	0	0	1	0	0	0	0	0	0	0	0	0	1
00:15	0	0	1	0	0	0	0	0	0	0	0	0	0	1
00:30	0	0	1	1	0	1	0	0	0	0	0	0	0	3
00:45	0	0	1	0	0	0	0	0	0	0	0	0	0	1
01:00	0	0	0	0	0	0	0	0	0	0	0	0	0	0
01:15	0	0	0	0	0	0	0	0	0	0	0	0	0	0
01:30	0	0	0	0	0	0	0	0	0	0	0	0	0	0
01:45	0	0	0	1	0	0	0	0	0	0	0	0	0	1
02:00	0	0	1	0	0	0	0	0	0	0	0	0	0	1
02:15	0	0	1	1	0	0	0	0	0	0	0	0	0	2
02:30	0	0	1	0	1	0	0	0	0	0	0	0	0	2
02:45	0	0	0	2	0	0	0	0	0	0	0	0	0	2
03:00	0	0	0	2	0	0	0	0	0	0	0	0	0	2
03:15	0	0	0	2	0	1	0	0	0	0	0	0	0	3
03:30	0	0	0	1	0	0	0	0	0	0	0	0	0	1
03:45	0	0	1	1	0	0	0	0	0	0	0	0	0	2
04:00	0	1	0	1	0	0	0	0	0	0	0	0	0	2
04:15	0	0	1	2	0	0	0	0	0	0	0	0	0	3
04:30	0	0	1	0	0	0	0	0	0	0	0	0	0	1
04:45	0	0	1	4	0	0	0	0	0	0	0	0	0	5
05:00	0	0	1	1	0	0	0	0	0	0	0	0	0	2
05:15	0	0	2	4	1	0	0	0	0	0	0	0	0	7
05:30	0	1	0	5	3	0	0	0	0	0	0	0	0	9
05:45	0	0	6	3	3	0	0	0	0	0	0	0	0	12
06:00	0	2	0	5	0	0	0	0	0	0	0	0	0	7
06:15	0	0	6	11	4	0	0	0	0	0	0	0	0	21
06:30	0	0	8	11	1	0	0	0	0	0	0	0	0	20
06:45	0	1	11	13	6	0	0	0	0	0	0	0	0	31
07:00	0	0	12	26	3	0	0	0	0	0	0	0	0	41
07:15	0	2	10	23	8	0	0	0	0	0	0	0	0	43
07:30	0	0	28	45	13	0	0	0	0	0	0	0	0	86
07:45	0	1	28	53	14	0	0	0	0	0	0	0	0	96
08:00	2	2	20	44	8	0	0	0	0	0	0	0	0	74
08:15	0	5	13	20	2	0	0	0	0	0	0	0	0	40
08:30	3	2	20	23	4	1	0	0	0	0	0	0	0	53
08:45	0	1	12	20	6	0	0	0	0	0	0	0	0	39
09:00	0	0	9	16	1	0	0	0	0	0	0	0	0	26
09:15	0	4	13	11	1	0	0	0	0	0	0	0	0	28
09:30	0	2	5	13	1	1	0	0	0	0	0	0	0	22
09:45	0	1	7	3	5	0	0	0	0	0	0	0	0	16
10:00	0	0	5	10	2	0	0	0	0	0	0	0	0	17
10:15	0	0	9	19	0	0	0	0	0	0	0	0	0	28
10:30	0	0	10	9	3	0	0	0	0	0	0	0	0	22
10:45	1	2	5	12	6	0	0	0	0	0	0	0	0	28
11:00	0	2	10	6	1	0	0	0	0	0	0	0	0	19
11:15	0	0	7	8	4	0	0	0	0	0	0	0	0	19
11:30	0	0	6	11	2	0	0	0	0	0	0	0	0	19
11:45	0	0	11	15	3	0	0	0	0	0	0	0	0	29
12:00 PM	0	0	13	12	1	0	0	0	0	0	0	0	0	28
12:15	0	0	5	13	1	0	0	0	0	0	0	0	0	19
12:30	0	0	8	14	3	0	0	0	0	0	0	0	0	25
12:45	0	0	16	17	1	0	0	0	0	0	0	0	0	34
13:00	0	2	9	9	2	0	0	0	0	0	0	0	0	22
13:15	0	1	12	7	2	0	0	0	0	0	0	0	0	22
13:30	0	1	6	18	2	0	0	0	0	0	0	0	0	27
13:45	0	0	16	13	6	0	0	0	0	0	0	0	0	35
14:00	0	3	35	28	3	0	0	0	0	0	0	0	0	69
14:15	0	1	9	35	9	0	0	0	0	0	0	0	0	54
14:30	0	3	7	18	3	0	0	0	0	0	0	0	0	31
14:45	0	4	14	13	1	1	0	0	0	0	0	0	0	33
15:00	1	0	19	18	3	0	0	0	0	0	0	0	0	41
15:15	0	1	7	27	4	0	0	0	0	0	0	0	0	39
15:30	1	1	7	19	6	0	0	0	0	0	0	0	0	34
15:45	0	0	13	17	4	0	0	0	0	0	0	0	0	34
16:00	2	1	18	23	5	1	0	0	0	0	0	0	0	50
16:15	0	0	5	22	5	1	1	0	0	0	0	0	0	34
16:30	0	1	2	24	7	2	0	0	0	0	0	0	0	36
16:45	0	0	11	13	2	0	0	0	0	0	0	0	0	26
17:00	0	1	11	25	3	0	0	0	0	0	0	0	0	40
17:15	0	0	7	24	7	0	0	0	0	0	0	0	0	38
17:30	0	0	2	16	7	0	0	0	0	0	0	0	0	25
17:45	0	0	0	5	20	6	1	0	0	0	0	0	0	32
18:00	0	0	9	28	7	0	0	0	0	0	0	0	0	44
18:15	0	0	11	19	8	0	0	0	0	0	0	0	0	38
18:30	0	0	8	18	4	0	0	0	0	0	0	0	0	30
18:45	0	2	6	9	6	0	0	0	0	0	0	0	0	23
19:00	0	0	8	12	1	0	0	0	0	0	0	0	0	21
19:15	0	0	8	10	1	2	0	0	0	0	0	0	0	21
19:30	0	0	4	7	0	0	0	0	0	0	0	0	0	11
19:45	0	0	9	10	0	1	0	0	0	0	0	0	0	20
20:00	0	1	20	22	4	0	0	0	0	0	0	0	0	47
20:15	0	1	15	16	2	0	0	0	0	0	0	0	0	34
20:30	0	1	9	11	4	0	0	0	0	0	0	0	0	25
20:45	0	0	4	5	2	1	0	0	0	0	0	0	0	12
21:00	0	0	5	9	0	0	0	0	0	0	0	0	0	14
21:15	0	1	4	11	4	0	0	0	0	0	0	0	0	20
21:30	0	1	5	7	0	0	0	0	0	0	0	0	0	13
21:45	0	0	3	2	5	0	0	0	0	0	0	0	0	8
22:00	0	0	2	5	2	0	1	0	0	0	0	0	0	10
22:15	0	0	2	2	1	0	0	0	0	0	0	0	0	5
22:30	0	0	5	2	0	0	0	0	0	0	0	0	0	7
22:45	0	0	0	2	0	0	0	0	0	0	0	0	0	2
23:00	0	0	2	2	0	0	0	0	0	0	0	0	0	4
23:15	0	0	0	1	0	0	0	0	0	0	0	0	0	1
23:30	0	0	0	1	3	0	0	0	0	0	0	0	0	4
23:45	0	0	0	1	0	1	0	0	0	0	0	0	0	2
<b>Totals</b>	<b>10</b>	<b>56</b>	<b>678</b>	<b>1116</b>	<b>256</b>	<b>15</b>	<b>2</b>							<b>2133</b>
% of Totals	0%	3%	32%	52%	12%	1%	0%							100%

AM Volumes	PM Volumes	Directional Peak Periods																																																																																																																															
<table border="1"> <tr><td>8</td><td>23</td><td>283</td><td>459</td><td>108</td><td>4</td><td>0</td><td>0</td><td>0</td><td>0</td><td>0</td><td>0</td><td>0</td><td>889</td></tr> <tr><td>% AM</td><td>0%</td><td>1%</td><td>13%</td><td>22%</td><td>5%</td><td>0%</td><td></td><td></td><td></td><td></td><td></td><td></td><td>42%</td></tr> <tr><td>AM Peak Hour</td><td>07:45</td><td>07:45</td><td>07:30</td><td>07:15</td><td>07:15</td><td>1</td><td></td><td></td><td></td><td></td><td></td><td></td><td>07:15</td></tr> <tr><td>Volume</td><td>5</td><td>10</td><td>89</td><td>163</td><td>43</td><td></td><td></td><td></td><td></td><td></td><td></td><td></td><td>301</td></tr> </table>	8	23	283	459	108	4	0	0	0	0	0	0	0	889	% AM	0%	1%	13%	22%	5%	0%							42%	AM Peak Hour	07:45	07:45	07:30	07:15	07:15	1							07:15	Volume	5	10	89	163	43								301	<table border="1"> <tr><td>4</td><td>27</td><td>393</td><td>657</td><td>149</td><td>11</td><td>2</td><td>0</td><td>0</td><td>0</td><td>0</td><td>0</td><td>0</td><td>1244</td></tr> <tr><td>% PM</td><td>0%</td><td>1%</td><td>19%</td><td>31%</td><td>7%</td><td>1%</td><td>0%</td><td></td><td></td><td></td><td></td><td></td><td>58%</td></tr> <tr><td>PM Peak Hour</td><td>15:15</td><td>14:00</td><td>13:15</td><td>13:30</td><td>17:30</td><td>15:45</td><td></td><td></td><td></td><td></td><td></td><td></td><td>13:45</td></tr> <tr><td>Volume</td><td>3</td><td>11</td><td>69</td><td>94</td><td>28</td><td>4</td><td></td><td></td><td></td><td></td><td></td><td></td><td>189</td></tr> </table>	4	27	393	657	149	11	2	0	0	0	0	0	0	1244	% PM	0%	1%	19%	31%	7%	1%	0%						58%	PM Peak Hour	15:15	14:00	13:15	13:30	17:30	15:45							13:45	Volume	3	11	69	94	28	4							189	<table border="1"> <tr> <th>Directional Peak Periods</th> <th>AM 7-9</th> <th>NOON 12-2</th> <th>PM 4-6</th> <th>Off Peak Volumes</th> </tr> <tr> <td>All Classes</td> <td>Volume 474</td> <td>Volume 212</td> <td>Volume 281</td> <td>Volume 1166</td> </tr> <tr> <td></td> <td>% 22%</td> <td>% 10%</td> <td>% 13%</td> <td>% 55%</td> </tr> </table>	Directional Peak Periods	AM 7-9	NOON 12-2	PM 4-6	Off Peak Volumes	All Classes	Volume 474	Volume 212	Volume 281	Volume 1166		% 22%	% 10%	% 13%	% 55%
8	23	283	459	108	4	0	0	0	0	0	0	0	889																																																																																																																				
% AM	0%	1%	13%	22%	5%	0%							42%																																																																																																																				
AM Peak Hour	07:45	07:45	07:30	07:15	07:15	1							07:15																																																																																																																				
Volume	5	10	89	163	43								301																																																																																																																				
4	27	393	657	149	11	2	0	0	0	0	0	0	1244																																																																																																																				
% PM	0%	1%	19%	31%	7%	1%	0%						58%																																																																																																																				
PM Peak Hour	15:15	14:00	13:15	13:30	17:30	15:45							13:45																																																																																																																				
Volume	3	11	69	94	28	4							189																																																																																																																				
Directional Peak Periods	AM 7-9	NOON 12-2	PM 4-6	Off Peak Volumes																																																																																																																													
All Classes	Volume 474	Volume 212	Volume 281	Volume 1166																																																																																																																													
	% 22%	% 10%	% 13%	% 55%																																																																																																																													

Street Name	Direction	Percentiles					
		15th	50th	Average	85th	95th	ADT
SW 118th Ave	North Bound	22	26	26	30	33	2133
SW 118th Ave	South Bound	26	32	32	37	40	2359

South Bound

Table with columns: Time, < 15, 15 - 19, 20 - 24, 25 - 29, 30 - 34, 35 - 39, 40 - 44, 45 - 49, 50 - 54, 55 - 59, 60 - 64, 65 - 69, 70 +, Total. Rows include time intervals from 00:00 AM to 23:45.

Summary table with columns: Directional Peak Periods, All Classes, Volume, Percentages. Includes sub-tables for AM Peak Hour, PM Peak Hour, and Directional Peak Periods.

Table with columns: Street Name, Direction, 15th, 50th, Average, 85th, 95th, ADT. Rows include SW 118th Ave and SW 118th Ave.

SPEED

SW 118th Ave S/O SW 48th St

Day: Tuesday  
Date: 5/16/2023

City: Cooper City  
Project #: FL23\_140259\_002

Summary

Time	< 15	15 - 19	20 - 24	25 - 29	30 - 34	35 - 39	40 - 44	45 - 49	50 - 54	55 - 59	60 - 64	65 - 69	70 +	Total
00:00 AM	0	0	1	2	2	2	1	0	0	0	0	0	0	8
00:15	0	0	1	1	1	0	0	0	0	0	0	0	0	3
00:30	0	1	1	2	0	1	0	0	0	0	0	0	0	5
00:45	0	0	1	0	1	0	0	0	0	0	0	0	0	3
01:00	0	0	0	0	0	0	0	0	0	0	0	0	0	0
01:15	0	0	0	0	1	0	0	0	0	0	0	0	0	1
01:30	0	0	0	0	0	0	0	0	0	0	0	0	0	0
01:45	0	0	0	1	0	0	0	0	0	0	0	0	0	1
02:00	0	0	1	0	0	1	0	0	0	0	0	0	0	2
02:15	0	0	1	1	0	2	0	0	0	0	0	0	0	4
02:30	0	0	1	0	2	0	0	0	0	0	0	0	0	3
02:45	0	0	0	2	0	0	0	0	0	0	0	0	0	2
03:00	0	0	0	2	0	0	0	0	0	0	0	0	0	2
03:15	0	0	0	2	0	1	0	0	0	0	0	0	0	3
03:30	0	0	1	1	0	0	0	0	0	0	0	0	0	2
03:45	0	0	3	1	0	0	0	0	0	0	0	0	0	3
04:00	0	1	0	1	0	0	0	0	0	0	0	0	0	2
04:15	0	0	1	3	0	1	0	2	0	0	0	0	0	7
04:30	0	0	1	1	0	0	2	0	0	0	0	0	0	4
04:45	0	0	1	7	1	0	1	0	0	0	0	0	0	10
05:00	0	0	2	1	0	1	0	0	0	0	0	0	0	4
05:15	0	0	2	4	1	0	0	0	0	0	0	0	0	7
05:30	0	1	0	7	4	1	0	0	0	0	0	0	0	13
05:45	0	1	6	5	7	1	0	0	0	0	0	0	0	20
06:00	0	2	0	6	1	1	0	0	0	0	0	0	0	10
06:15	0	0	7	13	9	3	1	0	0	0	0	0	0	33
06:30	0	0	8	13	8	2	1	0	1	0	0	0	0	29
06:45	0	1	11	18	14	3	1	0	0	0	0	0	0	48
07:00	1	0	13	30	14	4	0	0	0	0	0	0	0	62
07:15	0	2	13	35	30	12	2	0	0	0	0	0	0	94
07:30	1	1	34	73	53	12	4	0	0	0	0	0	0	178
07:45	0	1	32	77	51	13	3	0	0	0	0	0	0	177
08:00	2	2	23	51	16	6	2	0	1	0	0	0	0	103
08:15	0	5	18	26	16	7	3	0	0	0	0	0	0	75
08:30	3	2	26	35	13	7	0	0	0	0	0	0	0	86
08:45	0	1	13	22	16	7	1	0	0	0	0	0	0	60
09:00	0	0	10	27	11	7	1	0	0	0	0	0	0	56
09:15	0	4	13	16	10	1	1	0	0	0	0	0	0	44
09:30	0	2	7	19	11	5	1	0	0	0	0	0	0	45
09:45	0	1	11	12	15	3	0	0	0	0	0	0	0	42
10:00	2	1	8	15	8	3	0	0	0	0	0	0	0	37
10:15	0	0	11	25	4	4	1	0	0	1	0	0	0	46
10:30	0	3	15	13	12	5	1	0	0	0	0	0	0	49
10:45	1	2	6	15	17	7	3	0	0	0	0	0	0	51
11:00	0	2	11	12	14	5	2	0	0	0	0	0	0	46
11:15	0	0	11	19	18	5	1	0	0	1	0	0	0	55
11:30	0	0	7	17	9	4	2	0	0	0	0	0	0	39
11:45	0	2	14	22	12	4	0	0	0	0	0	0	0	54
12:00 PM	0	0	14	22	16	8	0	0	0	0	0	0	0	60
12:15	0	0	6	23	12	4	0	0	0	0	0	0	0	45
12:30	0	0	10	16	12	5	2	0	0	0	0	0	0	45
12:45	0	0	17	26	12	7	0	1	0	0	0	0	0	63
13:00	0	2	11	18	8	6	1	0	0	0	0	0	0	46
13:15	0	1	13	18	21	8	3	0	0	0	0	0	0	64
13:30	0	1	9	42	21	7	0	0	0	0	0	0	0	80
13:45	0	1	21	31	40	6	3	1	0	0	0	0	0	103
14:00	0	3	38	36	18	7	1	1	0	0	0	0	0	104
14:15	0	1	10	41	22	8	1	0	0	0	0	0	0	83
14:30	0	3	9	27	13	5	2	0	0	0	0	0	0	69
14:45	0	4	20	20	13	8	2	0	0	0	0	0	0	57
15:00	1	0	24	26	18	6	1	0	0	0	0	0	0	76
15:15	0	1	9	35	30	4	1	0	0	0	0	0	0	80
15:30	1	1	7	31	36	5	0	0	0	0	0	0	0	81
15:45	0	1	15	28	28	11	3	1	0	0	0	0	0	87
16:00	5	3	21	38	23	6	4	1	0	0	0	0	0	101
16:15	0	0	8	33	23	10	4	1	0	0	0	0	0	79
16:30	0	1	3	38	33	13	1	2	0	0	0	0	0	91
16:45	0	0	11	34	41	4	1	0	0	0	0	0	0	91
17:00	0	1	13	43	29	7	3	0	0	0	0	0	0	96
17:15	1	0	8	50	26	8	0	0	0	0	0	0	0	93
17:30	0	0	4	25	29	17	1	0	0	0	0	0	0	76
17:45	1	0	7	41	34	19	2	2	0	0	0	0	0	106
18:00	0	0	11	42	29	12	5	0	0	0	0	0	0	99
18:15	1	0	14	34	32	11	5	0	0	0	0	0	0	97
18:30	0	0	10	31	22	12	2	0	0	0	0	0	0	77
18:45	0	2	9	17	26	11	3	0	0	0	0	0	0	68
19:00	0	0	8	20	17	11	0	0	0	0	0	0	0	68
19:15	0	1	11	22	20	12	3	0	0	0	0	0	0	69
19:30	1	0	5	15	4	8	1	0	0	0	0	0	0	34
19:45	0	0	10	20	12	10	2	2	0	0	0	0	0	56
20:00	0	1	21	29	14	3	0	0	0	0	0	0	0	68
20:15	0	1	17	23	8	6	0	0	0	0	0	0	0	55
20:30	0	1	11	15	11	7	2	0	0	0	0	0	0	47
20:45	0	0	8	8	9	7	2	0	0	0	0	0	0	34
21:00	0	0	6	12	5	8	1	0	0	0	0	0	0	32
21:15	0	1	5	15	11	3	1	0	0	0	0	0	0	36
21:30	0	1	5	15	6	3	0	0	0	0	0	0	0	30
21:45	0	0	4	6	5	1	1	0	0	0	0	0	0	18
22:00	0	0	2	11	13	3	3	0	0	0	0	0	0	32
22:15	0	2	2	6	4	3	0	0	0	0	0	0	0	17
22:30	0	0	6	6	6	1	0	0	0	0	0	0	0	19
22:45	0	0	1	3	3	0	1	0	0	0	0	0	0	8
23:00	0	0	2	2	3	3	0	2	0	0	0	0	0	12
23:15	0	0	0	2	2	2	0	0	1	0	0	0	0	7
23:30	0	0	1	2	7	0	0	0	1	0	0	0	0	11
23:45	0	0	0	3	0	2	0	1	0	0	0	0	0	6
<b>Totals</b>	<b>21</b>	<b>72</b>	<b>821</b>	<b>1756</b>	<b>1225</b>	<b>470</b>	<b>103</b>	<b>18</b>	<b>4</b>	<b>2</b>				<b>4492</b>
% of Totals	0%	2%	18%	39%	27%	10%	2%	0%	0%	0%				100%

AM Volumes	10	38	344	653	398	142	33	2	2	0	0	0	0	1628		
% AM	0%	1%	8%	15%	9%	3%	1%	0%	0%	0%	0%	0%	0%	36%		
AM Peak Hour	07:45	07:45	07:30	07:15	07:15	07:15	07:30	03:30	05:45	09:30				07:15		
Volume	5	10	101	228	150	43	12	1	1	1				52		
PM Volumes	11	34	477	1101	837	328	68	16	2	0	0	0	0	2864		
% PM	0%	1%	11%	25%	18%	7%	2%	0%	0%	0%	0%	0%	0%	64%		
PM Peak Hour	15:15	14:00	13:15	16:30	16:30	17:30	18:00	15:45	22:45					17:30		
Volume	6	11	81	165	129	39	15	5	2					379		
<b>Directional Peak Periods</b>	<b>AM 7-9</b>				<b>NOON 12-2</b>				<b>PM 4-6</b>				<b>Off Peak Volumes</b>			
<b>All Classes</b>	Volume 835				Volume 506				Volume 733				Volume 2418			
	19%				11%				16%				54%			

Street Name	Direction	15th	50th	Average	85th	95th	ADT
SW 118th Ave	Summary	24	29	29	35	39	4492



# SPEED

SW 118th Ave S/O SW 48th St

Day: Tuesday  
Date: 5/16/2023

City: Cooper City  
Project #: FL23\_140259\_002n

## North Bound

Time	< 15	15 - 19	20 - 24	25 - 29	30 - 34	35 - 39	40 - 44	45 - 49	50 - 54	55 - 59	60 - 64	65 - 69	70 +	Total
00:00 AM	0	0	3	2	0	1	0	0	0	0	0	0	0	6
01:00	0	0	0	1	0	0	0	0	0	0	0	0	0	1
02:00	0	0	3	3	1	0	0	0	0	0	0	0	0	7
03:00	0	0	1	6	0	1	0	0	0	0	0	0	0	8
04:00	0	1	3	7	0	0	0	0	0	0	0	0	0	11
05:00	0	1	9	13	7	0	0	0	0	0	0	0	0	30
06:00	0	3	25	40	11	0	0	0	0	0	0	0	0	79
07:00	0	3	78	147	38	0	0	0	0	0	0	0	0	266
08:00	5	10	65	107	20	1	0	0	0	0	0	0	0	208
09:00	0	7	33	43	8	1	0	0	0	0	0	0	0	92
10:00	1	2	29	50	13	0	0	0	0	0	0	0	0	95
11:00	0	2	34	40	10	0	0	0	0	0	0	0	0	86
12:00 PM	0	0	41	56	9	0	0	0	0	0	0	0	0	106
13:00	0	4	43	47	12	0	0	0	0	0	0	0	0	106
14:00	0	11	65	94	16	1	0	0	0	0	0	0	0	187
15:00	2	2	46	81	17	0	0	0	0	0	0	0	0	148
16:00	2	2	36	82	19	4	1	0	0	0	0	0	0	146
17:00	0	1	25	85	23	1	0	0	0	0	0	0	0	135
18:00	0	2	34	74	25	0	0	0	0	0	0	0	0	135
19:00	0	0	29	39	2	3	0	0	0	0	0	0	0	73
20:00	0	3	48	54	12	1	0	0	0	0	0	0	0	118
21:00	0	2	17	29	7	0	0	0	0	0	0	0	0	55
22:00	0	0	9	11	3	0	1	0	0	0	0	0	0	24
23:00	0	0	2	5	3	1	0	0	0	0	0	0	0	11
<b>Totals</b>	<b>10</b>	<b>56</b>	<b>678</b>	<b>1116</b>	<b>256</b>	<b>15</b>	<b>2</b>							<b>2133</b>
<b>% of Totals</b>	<b>0%</b>	<b>3%</b>	<b>32%</b>	<b>52%</b>	<b>12%</b>	<b>1%</b>	<b>0%</b>							<b>100%</b>

<b>AM Volumes</b>	6	29	283	459	108	4	0	0	0	0	0	0	0	889
<b>% AM</b>	0%	1%	13%	22%	5%	0%								42%
<b>AM Peak Hour</b>	08:00	08:00	07:00	07:00	07:00									07:00
<b>Volume</b>	5	10	78	147	38	1								266
<b>PM Volumes</b>	4	27	395	657	148	11	2	0	0	0	0	0	0	1244
<b>% PM</b>	0%	1%	19%	31%	7%	1%	0%							58%
<b>PM Peak Hour</b>	15:00	14:00	14:00	14:00	18:00	16:00	16:00							14:00
<b>Volume</b>	2	11	65	94	25	4	1							187

Directional Peak Periods All Speeds	AM 7-9		NOON 12-2		PM 4-6		Off Peak Volumes	
	Volume	%	Volume	%	Volume	%	Volume	%
	474	↔ 22%	212	↔ 10%	281	↔ 13%	1166	↔ 55%

Street Name	Direction	Percentiles					ADT
		15th	50th	Average	85th	95th	
SW 118th Ave	North Bound	22	26	26	30	33	2133
SW 118th Ave	South Bound	26	32	32	37	40	2359

# SPEED

SW 118th Ave S/O SW 48th St

Day: Tuesday  
Date: 5/16/2023

City: Cooper City  
Project #: FL23\_140259\_002s

## South Bound

Time	< 15	15 - 19	20 - 24	25 - 29	30 - 34	35 - 39	40 - 44	45 - 49	50 - 54	55 - 59	60 - 64	65 - 69	70 +	Total
00:00 AM	0	1	1	3	4	3	1	0	0	0	0	0	0	13
01:00	0	0	0	0	1	0	0	0	0	0	0	0	0	1
02:00	0	0	0	0	1	3	0	0	0	0	0	0	0	4
03:00	0	0	2	0	0	0	0	0	0	0	0	0	0	2
04:00	0	0	0	5	1	1	3	2	0	0	0	0	0	12
05:00	0	1	1	4	5	3	0	0	0	0	0	0	0	14
06:00	0	0	1	10	17	9	3	0	1	0	0	0	0	41
07:00	2	1	14	68	110	41	9	0	0	0	0	0	0	245
08:00	0	0	15	27	41	26	6	0	1	0	0	0	0	116
09:00	0	0	7	31	39	15	3	0	0	0	0	0	0	95
10:00	2	4	11	18	28	19	5	0	0	1	0	0	0	88
11:00	0	2	9	30	43	18	5	0	0	1	0	0	0	108
12:00 PM	0	0	6	31	43	24	2	1	0	0	0	0	0	107
13:00	0	1	11	62	78	27	7	1	0	0	0	0	0	187
14:00	0	0	12	30	50	27	6	1	0	0	0	0	0	126
15:00	0	1	9	39	95	26	5	1	0	0	0	0	0	176
16:00	3	2	7	61	101	29	9	4	0	0	0	0	0	216
17:00	2	0	7	74	95	50	6	2	0	0	0	0	0	236
18:00	1	0	10	50	84	46	15	0	0	0	0	0	0	206
19:00	1	1	5	38	51	38	6	2	0	0	0	0	0	142
20:00	0	0	9	21	30	22	4	0	0	0	0	0	0	86
21:00	0	0	3	19	20	15	3	1	0	0	0	0	0	61
22:00	0	2	2	15	23	7	3	0	0	0	0	0	0	52
23:00	0	0	1	4	9	6	0	3	2	0	0	0	0	25
<b>Totals</b>	<b>11</b>	<b>16</b>	<b>143</b>	<b>640</b>	<b>969</b>	<b>455</b>	<b>101</b>	<b>18</b>	<b>4</b>	<b>2</b>				<b>2359</b>
<b>% of Totals</b>	<b>0%</b>	<b>1%</b>	<b>6%</b>	<b>27%</b>	<b>41%</b>	<b>19%</b>	<b>4%</b>	<b>1%</b>	<b>0%</b>	<b>0%</b>				<b>100%</b>

<b>AM Volumes</b>	4	9	61	196	290	138	35	2	2	2	0	0	0	739
<b>% AM</b>	0%	0%	3%	8%	12%	6%	1%	0%	0%	0%				31%
<b>AM Peak Hour</b>	07:00	10:00	08:00	07:00	07:00	07:00	07:00	04:00	06:00	10:00				07:00
<b>Volume</b>	2	4	15	68	110	41	9	2	1	1				245
<b>PM Volumes</b>	7	7	82	444	679	317	66	16	2	0	0	0	0	1620
<b>% PM</b>	0%	0%	3%	19%	29%	13%	3%	1%	0%					69%
<b>PM Peak Hour</b>	16:00	16:00	14:00	17:00	16:00	17:00	18:00	16:00	23:00					17:00
<b>Volume</b>	3	2	12	74	101	50	15	4	2					236

Directional Peak Periods All Speeds	AM 7-9		NOON 12-2		PM 4-6		Off Peak Volumes	
	Volume	%	Volume	%	Volume	%	Volume	%
	361	↔ 15%	294	↔ 12%	452	↔ 19%	1252	↔ 53%

Street Name	Direction	Percentiles					ADT
		15th	50th	Average	85th	95th	
SW 118th Ave	North Bound	22	26	26	30	33	2133
SW 118th Ave	South Bound	26	32	32	37	40	2359

# SPEED

SW 118th Ave S/O SW 48th St

Day: Tuesday  
Date: 5/16/2023

City: Cooper City  
Project #: FL23\_140259\_002

## Summary

Time	< 15	15 - 19	20 - 24	25 - 29	30 - 34	35 - 39	40 - 44	45 - 49	50 - 54	55 - 59	60 - 64	65 - 69	70 +	Total
00:00 AM	0	1	4	5	4	4	1	0	0	0	0	0	0	19
01:00	0	0	0	1	1	0	0	0	0	0	0	0	0	2
02:00	0	0	3	3	2	3	0	0	0	0	0	0	0	11
03:00	0	0	3	6	0	1	0	0	0	0	0	0	0	10
04:00	0	1	3	12	1	1	3	2	0	0	0	0	0	23
05:00	0	2	10	17	12	3	0	0	0	0	0	0	0	44
06:00	0	3	26	50	28	9	3	0	1	0	0	0	0	120
07:00	2	4	92	215	148	41	9	0	0	0	0	0	0	511
08:00	5	10	80	134	61	27	6	0	1	0	0	0	0	324
09:00	0	7	40	74	47	16	3	0	0	0	0	0	0	187
10:00	3	6	40	68	41	19	5	0	0	1	0	0	0	183
11:00	0	4	43	70	53	18	5	0	0	1	0	0	0	194
12:00 PM	0	0	47	87	52	24	2	1	0	0	0	0	0	213
13:00	0	5	54	109	90	27	7	1	0	0	0	0	0	293
14:00	0	11	77	124	66	28	6	1	0	0	0	0	0	313
15:00	2	3	55	120	112	26	5	1	0	0	0	0	0	324
16:00	5	4	43	143	120	33	10	4	0	0	0	0	0	362
17:00	2	1	32	159	118	51	6	2	0	0	0	0	0	371
18:00	1	2	44	124	109	46	15	0	0	0	0	0	0	341
19:00	1	1	34	77	53	41	6	2	0	0	0	0	0	215
20:00	0	3	57	75	42	23	4	0	0	0	0	0	0	204
21:00	0	2	20	48	27	15	3	1	0	0	0	0	0	116
22:00	0	2	11	26	26	7	4	0	0	0	0	0	0	76
23:00	0	0	3	9	12	7	0	3	2	0	0	0	0	36
<b>Totals</b>	<b>21</b>	<b>72</b>	<b>821</b>	<b>1756</b>	<b>1225</b>	<b>470</b>	<b>103</b>	<b>18</b>	<b>4</b>	<b>2</b>				<b>4492</b>
<b>% of Totals</b>	<b>0%</b>	<b>2%</b>	<b>18%</b>	<b>39%</b>	<b>27%</b>	<b>10%</b>	<b>2%</b>	<b>0%</b>	<b>0%</b>	<b>0%</b>				<b>100%</b>

<b>AM Volumes</b>	10	38	344	655	398	142	35	2	2	2	0	0	0	1628
<b>% AM</b>	0%	1%	8%	15%	9%	3%	1%	0%	0%	0%				36%
<b>AM Peak Hour</b>	08:00	08:00	07:00	07:00	07:00	07:00	07:00	04:00	06:00	10:00				07:00
<b>Volume</b>	5	10	92	215	148	41	9	2	1	1				511
<b>PM Volumes</b>	11	34	477	1101	827	328	68	16	2	0	0	0	0	2864
<b>% PM</b>	0%	1%	11%	25%	18%	7%	2%	0%	0%					64%
<b>PM Peak Hour</b>	16:00	14:00	14:00	17:00	16:00	17:00	18:00	16:00	23:00					17:00
<b>Volume</b>	5	11	77	159	120	51	15	4	2					371

Directional Peak Periods All Speeds	AM 7-9		NOON 12-2		PM 4-6		Off Peak Volumes	
	Volume	%	Volume	%	Volume	%	Volume	%
	835	↔ 19%	506	↔ 11%	733	↔ 16%	2418	↔ 54%

Street Name	Direction	Percentiles					
		15th	50th	Average	85th	95th	ADT
SW 118th Ave	Summary	24	29	29	35	39	4492

Day: Tuesday  
 Date: 5/16/2023

City: Cooper City  
 Project #: FL23\_140259\_002

DAILY TOTALS												Total	
		NB		SB		EB		WB				Total	
		2,133		2,359		0		0				4,492	
AM Period	NB	SB	EB	WB	TOTAL	PMI Period	NB	SB	EB	WB	TOTAL		
00:00	1	7	0	0	8	12:00	28	32	0	0	60		
00:15	1	2	0	0	3	12:15	19	26	0	0	45		
00:30	3	2	0	0	5	12:30	25	20	0	0	45		
00:45	1	6	2	13	3	12:45	34	106	29	107	63	213	
01:00	0	0	0	0	0	13:00	22	24	0	0	46		
01:15	0	1	0	0	1	13:15	22	42	0	0	64		
01:30	0	0	0	0	0	13:30	27	53	0	0	80		
01:45	1	1	0	1	1	13:45	35	106	68	187	103	293	
02:00	1	1	0	0	2	14:00	69	35	0	0	104		
02:15	2	2	0	0	4	14:15	54	29	0	0	83		
02:30	2	1	0	0	3	14:30	31	28	0	0	59		
02:45	2	7	0	4	2	14:45	33	187	34	126	67	313	
03:00	2	0	0	0	2	15:00	41	35	0	0	76		
03:15	3	0	0	0	3	15:15	39	41	0	0	80		
03:30	1	1	0	0	2	15:30	34	47	0	0	81		
03:45	2	8	1	2	3	15:45	34	148	53	176	87	324	
04:00	2	0	0	0	2	16:00	50	51	0	0	101		
04:15	3	4	0	0	7	16:15	34	45	0	0	79		
04:30	1	3	0	0	4	16:30	36	55	0	0	91		
04:45	5	11	5	12	10	16:45	26	146	65	216	91	362	
05:00	2	2	0	0	4	17:00	40	56	0	0	96		
05:15	7	0	0	0	7	17:15	38	55	0	0	93		
05:30	9	4	0	0	13	17:30	25	51	0	0	76		
05:45	12	30	8	14	20	17:45	32	135	74	236	106	371	
06:00	7	3	0	0	10	18:00	44	55	0	0	99		
06:15	21	12	0	0	33	18:15	38	59	0	0	97		
06:30	20	9	0	0	29	18:30	30	47	0	0	77		
06:45	31	79	17	41	48	18:45	23	135	45	206	68	341	
07:00	41	21	0	0	62	19:00	21	35	0	0	56		
07:15	43	51	0	0	94	19:15	21	48	0	0	69		
07:30	86	92	0	0	178	19:30	11	23	0	0	34		
07:45	96	266	81	245	177	19:45	20	73	36	142	56	215	
08:00	76	27	0	0	103	20:00	47	21	0	0	68		
08:15	40	35	0	0	75	20:15	34	21	0	0	55		
08:30	53	33	0	0	86	20:30	25	22	0	0	47		
08:45	39	208	21	116	60	20:45	12	118	22	86	34	204	
09:00	26	30	0	0	56	21:00	14	18	0	0	32		
09:15	28	16	0	0	44	21:15	20	16	0	0	36		
09:30	22	23	0	0	45	21:30	13	17	0	0	30		
09:45	16	92	26	95	42	21:45	8	55	10	61	18	116	
10:00	17	20	0	0	37	22:00	10	22	0	0	32		
10:15	28	18	0	0	46	22:15	5	12	0	0	17		
10:30	22	27	0	0	49	22:30	7	12	0	0	19		
10:45	28	95	23	88	51	22:45	2	24	6	52	8	76	
11:00	19	27	0	0	46	23:00	4	8	0	0	12		
11:15	19	36	0	0	55	23:15	1	6	0	0	7		
11:30	19	20	0	0	39	23:30	4	7	0	0	11		
11:45	29	86	25	108	54	23:45	2	11	4	25	6	36	
TOTALS	889	739			1628	TOTALS	1244	1620			2864		
SPLIT %	54.6%	45.4%			36.2%	SPLIT %	43.4%	56.6%			63.8%		
DAILY TOTALS												Total	
		NB		SB		EB		WB				Total	
		2,133		2,359		0		0				4,492	
AM Peak Hour	07:15	07:15			07:15	PM Peak Hour	13:45	17:30			17:45		
AM Pk Volume	301	251			552	PM Pk Volume	189	239			379		
Pk Hr Factor	0.784	0.682			0.775	Pk Hr Factor	0.685	0.807			0.894		
7 - 9 Volume	474	361	0	0	835	4 - 6 Volume	281	452	0	0	733		
7 - 9 Peak Hour	07:15	07:15			07:15	4 - 6 Peak Hour	16:00	17:00			16:30		
7 - 9 Pk Volume	301	251	0	0	552	4 - 6 Pk Volume	146	236	0	0	371		
Pk Hr Factor	0.784	0.682	0.000	0.000	0.775	Pk Hr Factor	0.730	0.797	0.000	0.000	0.966		

North Bound

Time	< 15	15 - 19	20 - 24	25 - 29	30 - 34	35 - 39	40 - 44	45 - 49	50 - 54	55 - 59	60 - 64	65 - 69	70 +	Total
00:00 AM	0	0	0	0	0	0	0	0	0	0	0	0	0	0
00:15	0	0	0	0	0	0	0	0	0	0	0	0	0	0
00:30	0	0	1	0	0	0	0	0	0	0	0	0	0	1
00:45	0	0	0	1	0	0	0	0	0	0	0	0	0	1
01:00	0	0	0	1	0	0	0	0	0	0	0	0	0	1
01:15	0	0	0	1	0	0	0	0	0	0	0	0	0	1
01:30	0	0	0	0	0	0	0	0	0	0	0	0	0	0
01:45	0	0	0	1	1	0	0	0	0	0	0	0	0	2
02:00	0	0	0	0	0	0	0	0	0	0	0	0	0	0
02:15	0	0	2	2	0	0	0	0	0	0	0	0	0	4
02:30	0	0	2	2	0	0	0	0	0	0	0	0	0	2
02:45	0	0	0	0	0	0	0	0	0	0	0	0	0	0
03:00	0	1	0	2	0	0	0	0	0	0	0	0	0	3
03:15	0	0	0	1	1	0	0	0	0	0	0	0	0	2
03:30	0	0	0	0	0	0	0	0	0	0	0	0	0	0
03:45	0	0	0	0	0	0	0	0	0	0	0	0	0	0
04:00	0	0	0	0	0	0	0	0	0	0	0	0	0	0
04:15	0	0	1	1	0	0	0	0	0	0	0	0	0	2
04:30	0	0	0	1	0	0	0	0	0	0	0	0	0	1
04:45	0	0	1	0	0	0	0	0	0	0	0	0	0	1
05:00	0	0	1	3	0	0	0	0	0	0	0	0	0	4
05:15	0	1	2	8	1	0	0	0	0	0	0	0	0	13
05:30	0	1	1	6	1	0	0	0	0	0	0	0	0	9
05:45	0	0	2	6	1	0	0	0	0	0	0	0	0	9
06:00	0	1	1	2	2	0	0	0	0	0	0	0	0	6
06:15	0	0	9	6	1	0	0	0	0	0	0	0	0	16
06:30	0	0	5	14	0	0	0	0	0	0	0	0	0	19
06:45	0	1	13	12	4	0	0	0	0	0	0	0	0	30
07:00	0	4	9	24	4	1	0	0	0	0	0	0	0	42
07:15	1	1	15	24	10	1	0	0	0	0	0	0	0	52
07:30	0	2	24	54	10	0	0	0	0	0	0	0	0	90
07:45	0	2	34	62	8	1	0	0	0	0	0	0	0	107
08:00	0	0	15	35	11	2	0	0	0	0	0	0	0	63
08:15	0	1	8	24	2	0	0	0	0	0	0	0	0	35
08:30	1	6	17	28	9	0	0	0	0	0	0	0	0	61
08:45	0	0	8	21	4	0	0	0	0	0	0	0	0	33
09:00	0	4	12	19	1	0	0	0	0	0	0	0	0	30
09:15	0	0	10	12	0	0	0	0	0	0	0	0	0	22
09:30	1	1	6	11	2	0	0	0	0	0	0	0	0	21
09:45	0	1	8	4	1	0	0	0	0	0	0	0	0	14
10:00	0	3	6	15	1	0	0	0	0	0	0	0	0	25
10:15	0	0	9	10	5	0	0	0	0	0	0	0	0	24
10:30	0	3	17	8	3	0	0	0	0	0	0	0	0	31
10:45	0	1	6	8	4	0	0	0	0	0	0	0	0	19
11:00	0	2	7	4	2	0	0	0	0	0	0	0	0	15
11:15	0	1	12	7	1	1	0	0	0	0	0	0	0	22
11:30	0	1	15	13	5	0	0	0	0	0	0	0	0	34
11:45	0	2	7	14	2	0	0	0	0	0	0	0	0	25
12:00 PM	0	1	5	5	5	0	0	0	0	0	0	0	0	16
12:15	0	1	5	11	1	1	0	0	0	0	0	0	0	19
12:30	0	1	6	21	2	0	0	0	0	0	0	0	0	30
12:45	0	4	13	17	1	0	0	0	0	0	0	0	0	35
13:00	1	1	11	9	1	0	0	0	0	0	0	0	0	23
13:15	0	0	10	16	0	0	0	0	0	0	0	0	0	26
13:30	0	1	8	13	3	0	0	0	0	0	0	0	0	25
13:45	0	0	13	20	2	0	0	0	0	0	0	0	0	35
14:00	0	3	33	30	9	0	0	0	0	0	0	0	0	75
14:15	0	2	13	19	5	0	0	0	0	0	0	0	0	39
14:30	0	0	19	18	3	0	0	0	0	0	0	0	0	40
14:45	1	3	15	15	2	0	0	0	0	0	0	0	0	36
15:00	0	6	14	13	0	0	0	0	0	0	0	0	0	33
15:15	0	3	14	23	2	0	0	0	0	0	0	0	0	42
15:30	0	1	10	16	2	0	0	0	0	0	0	0	0	29
15:45	0	3	14	23	3	0	0	0	0	0	0	0	0	43
16:00	0	4	13	18	8	0	0	0	0	0	0	0	0	49
16:15	0	0	7	15	6	0	0	0	0	0	0	0	0	28
16:30	0	1	8	18	7	1	0	0	0	0	0	0	0	35
16:45	0	0	6	18	8	1	0	0	0	0	0	0	0	33
17:00	0	3	7	35	4	0	0	0	0	0	0	0	0	49
17:15	0	0	7	26	8	0	0	0	0	0	0	0	0	41
17:30	0	0	10	17	4	1	0	0	0	0	0	0	0	32
17:45	0	1	6	14	5	0	0	0	0	0	0	0	0	26
18:00	0	0	12	23	9	0	0	0	0	0	0	0	0	44
18:15	0	0	5	19	2	0	0	0	0	0	0	0	0	26
18:30	0	1	3	8	1	0	0	0	0	0	0	0	0	13
18:45	0	0	12	10	3	1	0	0	0	0	0	0	0	26
19:00	0	0	6	10	4	0	0	0	0	0	0	0	0	20
19:15	0	1	4	11	1	0	0	0	0	0	0	0	0	17
19:30	0	0	6	11	1	0	0	0	0	0	0	0	0	18
19:45	0	0	11	17	3	0	0	0	0	0	0	0	0	31
20:00	0	2	7	12	1	0	0	0	0	0	0	0	0	22
20:15	1	1	7	6	3	0	0	0	0	0	0	0	0	18
20:30	0	0	10	10	1	0	0	0	0	0	0	0	0	21
20:45	0	0	5	8	3	0	0	0	0	0	0	0	0	16
21:00	0	0	4	14	2	0	0	0	0	0	0	0	0	20
21:15	0	0	2	3	0	0	0	0	0	0	0	0	0	5
21:30	0	1	4	5	3	0	0	0	0	0	0	0	0	13
21:45	0	0	3	5	0	0	0	0	0	0	0	0	0	6
22:00	0	1	2	4	0	0	0	0	0	0	0	0	0	7
22:15	0	0	1	1	1	0	0	0	0	0	0	0	0	3
22:30	0	0	2	2	0	0	0	0	0	0	0	0	0	4
22:45	0	0	0	1	1	0	0	0	0	0	0	0	0	2
23:00	0	1	1	1	0	0	0	0	0	0	0	0	0	3
23:15	0	0	0	0	0	0	0	0	0	0	0	0	0	0
23:30	0	0	1	1	1	0	0	0	0	0	0	0	0	4
23:45	0	1	0	2	1	0	0	0	0	0	0	0	0	4
<b>Totals</b>	<b>6</b>	<b>88</b>	<b>654</b>	<b>1074</b>	<b>229</b>	<b>12</b>								<b>2063</b>
<b>% of Totals</b>	<b>0%</b>	<b>4%</b>	<b>32%</b>	<b>52%</b>	<b>11%</b>	<b>1%</b>								<b>100%</b>

AM Volumes	3	40	286	460	97	6	0	0	0	0	0	0	0	892												
% AM	0%	2%	14%	22%	5%	0%								43%												
AM Peak Hour	06:30	08:15	07:15	07:15	07:15	07:15								07:15												
Volume	1	11	81	171	31	4								312												
PM Volumes	3	48	369	614	131	4	0	0	0	0	0	0	0	1171												
% PM	0%	2%	18%	30%	6%	0%								57%												
PM Peak Hour	17:15	14:45	14:00	16:30	16:00	16:00								14:00												
Volume	1	13	80	97	29	2								190												
<b>Directional Peak Periods</b>	<b>AM 7-9</b>			<b>NOON 12-2</b>			<b>PM 4-6</b>			<b>Off Peak Volumes</b>																
<b>All Classes</b>	Volume			%			Volume			%																
	483			23%			209			10%			282			14%			1089				53%			

Street Name	Direction	15th	50th	Average	85th	95th	ADT
SW 118th Ave	North Bound	22	26	26	30	33	2063
SW 118th Ave	South Bound	25	30	30	36	39	2350

Day: Wednesday  
 Date: 5/17/2023

City: Cooper City  
 Project #: FL23\_140259\_002s

Time	< 15	15 - 19	20 - 24	25 - 29	30 - 34	35 - 39	40 - 44	45 - 49	50 - 54	55 - 59	60 - 64	65 - 69	70 +	Total
00:00 AM	0	0	0	0	0	3	0	0	0	0	0	0	0	3
00:15	0	0	0	0	0	3	0	0	0	0	0	0	0	3
00:30	0	0	0	0	1	1	0	0	0	0	0	0	0	2
00:45	0	0	0	0	1	2	2	0	0	0	0	0	0	5
01:00	0	0	0	0	1	1	1	0	0	0	0	0	0	3
01:15	0	0	0	0	0	0	0	0	0	0	0	0	0	0
01:30	0	0	0	0	0	0	0	0	0	0	0	0	0	0
01:45	0	0	0	0	1	0	2	0	0	0	0	0	0	3
02:00	0	0	0	0	0	0	0	0	0	0	0	0	0	0
02:15	0	0	0	0	0	0	0	0	0	0	0	0	0	0
02:30	0	0	0	0	0	1	0	0	0	0	0	0	0	1
02:45	0	0	0	0	0	0	0	0	0	0	0	0	0	0
03:00	0	0	0	0	0	0	0	0	0	0	0	0	0	0
03:15	0	0	0	0	0	0	0	0	0	0	0	0	0	0
03:30	0	0	0	0	0	1	0	0	0	0	0	0	0	1
03:45	0	0	1	0	1	0	0	0	0	0	0	0	0	2
04:00	0	1	0	0	0	0	0	0	0	0	0	0	0	1
04:15	0	0	0	1	0	0	0	0	0	0	0	0	0	1
04:30	0	0	0	0	1	0	0	1	0	0	0	0	0	2
04:45	0	0	0	0	1	0	1	0	1	0	0	0	0	3
05:00	0	0	0	1	1	0	1	0	0	0	0	0	0	3
05:15	0	0	0	0	0	0	0	0	0	0	0	0	0	0
05:30	0	1	1	0	4	3	0	0	0	0	0	0	0	9
05:45	0	1	0	0	3	0	0	0	0	0	0	0	0	4
06:00	0	1	1	0	0	2	0	0	0	0	0	0	0	4
06:15	0	0	0	1	2	1	1	0	0	0	0	0	0	5
06:30	0	0	0	0	3	3	1	0	0	0	0	0	0	8
06:45	0	0	0	3	4	6	0	0	0	0	0	0	0	13
07:00	1	1	3	3	9	8	0	0	0	0	0	0	0	25
07:15	0	0	6	25	31	10	1	0	0	0	0	0	0	73
07:30	0	0	14	23	40	16	2	0	0	0	0	0	0	95
07:45	1	4	4	19	32	8	0	0	0	0	0	0	0	68
08:00	1	1	4	6	13	4	1	0	0	0	0	0	0	27
08:15	0	1	1	8	12	3	2	0	0	0	0	0	0	27
08:30	0	0	1	8	12	6	0	0	0	0	0	0	0	27
08:45	0	0	2	12	11	7	0	0	0	0	0	0	0	32
09:00	0	3	0	8	8	4	1	0	0	0	0	0	0	24
09:15	0	2	1	4	9	4	1	0	0	0	0	0	0	21
09:30	0	1	5	11	5	2	0	0	0	0	0	0	0	24
09:45	0	0	0	5	11	0	1	0	0	0	0	0	0	17
10:00	0	0	1	2	11	7	1	0	0	0	0	0	0	22
10:15	0	0	2	3	15	12	1	0	0	0	0	0	0	33
10:30	0	0	2	7	9	5	0	0	0	0	0	0	0	23
10:45	1	0	0	3	8	0	2	0	0	0	0	0	0	14
11:00	0	0	1	8	5	2	0	0	1	0	0	0	0	17
11:15	0	0	1	7	10	13	0	0	0	0	0	0	0	31
11:30	0	0	4	8	8	6	1	0	0	0	0	0	0	27
11:45	0	0	1	6	9	5	1	1	0	0	0	0	0	23
12:00 PM	0	0	2	7	12	5	0	0	0	0	0	0	0	26
12:15	0	1	0	10	23	5	0	0	0	0	0	0	0	39
12:30	0	0	0	8	13	5	0	0	0	0	0	0	0	26
12:45	0	0	3	3	11	3	0	0	0	0	0	0	0	20
13:00	0	0	5	8	25	7	1	0	0	0	0	0	0	46
13:15	0	0	0	12	21	0	0	1	0	0	0	0	0	34
13:30	0	0	9	27	21	2	2	0	0	0	0	0	0	61
13:45	0	0	4	15	29	8	2	0	0	0	0	0	0	58
14:00	0	0	2	15	13	4	0	0	0	0	0	0	0	34
14:15	0	0	0	17	15	8	1	0	0	0	0	0	0	41
14:30	0	0	2	14	18	4	0	0	0	0	0	0	0	38
14:45	0	2	7	14	13	5	0	0	0	0	0	0	0	41
15:00	0	0	17	4	6	3	0	0	0	0	0	0	0	38
15:15	0	1	15	20	4	1	0	0	0	0	0	0	0	41
15:30	0	0	14	21	12	1	0	0	0	0	0	0	0	48
15:45	1	3	20	27	10	3	0	0	0	0	0	0	0	64
16:00	0	1	9	19	6	0	0	0	0	0	0	0	0	35
16:15	0	1	13	17	11	2	0	0	0	0	0	0	0	44
16:30	0	1	10	22	15	3	0	0	0	0	0	0	0	51
16:45	0	0	9	35	9	1	0	0	0	0	0	0	0	54
17:00	0	0	9	35	7	0	0	0	0	0	0	0	0	51
17:15	0	0	13	28	4	3	0	0	0	0	0	0	0	48
17:30	0	0	3	18	36	10	0	0	0	0	0	0	0	67
17:45	0	1	9	33	14	1	0	0	0	0	0	0	0	58
18:00	0	3	11	32	17	1	1	0	0	0	0	0	0	65
18:15	0	1	7	27	10	2	0	0	0	0	0	0	0	47
18:30	0	0	4	15	10	3	1	0	0	0	0	0	0	33
18:45	0	0	0	8	22	15	1	0	0	0	0	0	0	46
19:00	0	0	0	6	13	8	0	0	0	0	0	0	0	30
19:15	0	0	2	6	16	5	0	0	0	0	0	0	0	29
19:30	0	0	1	8	11	7	1	0	0	0	0	0	0	28
19:45	0	0	2	8	12	9	1	0	0	0	0	0	0	32
20:00	0	0	0	9	16	7	1	0	0	0	0	0	0	33
20:15	0	0	1	6	9	6	0	2	0	0	0	0	0	24
20:30	0	0	2	8	14	4	3	1	0	0	0	0	0	33
20:45	0	0	2	5	6	5	2	1	0	0	0	0	0	21
21:00	0	0	0	3	9	4	0	0	0	0	0	0	0	16
21:15	0	0	1	10	3	2	1	0	0	0	0	0	0	17
21:30	0	0	0	6	8	4	0	0	0	0	0	0	0	18
21:45	0	0	0	2	3	3	1	1	0	0	0	0	0	11
22:00	0	0	2	2	5	5	0	0	0	0	0	0	0	14
22:15	0	0	1	3	8	1	2	1	0	0	0	0	0	16
22:30	0	0	1	3	3	6	1	0	0	0	0	0	0	14
22:45	0	0	1	0	0	3	1	0	0	0	0	0	0	5
23:00	0	0	1	1	0	5	0	1	0	0	0	0	0	8
23:15	0	0	0	2	2	3	0	0	0	0	0	0	0	7
23:30	0	0	0	2	2	0	0	2	0	0	0	0	0	6
23:45	0	0	0	0	4	0	2	0	0	0	0	0	0	6
<b>Totals</b>	<b>5</b>	<b>43</b>	<b>282</b>	<b>803</b>	<b>823</b>	<b>330</b>	<b>50</b>	<b>12</b>	<b>2</b>	<b>0</b>	<b>0</b>	<b>0</b>	<b>0</b>	<b>2350</b>
<b>% of Totals</b>	<b>0%</b>	<b>2%</b>	<b>12%</b>	<b>34%</b>	<b>35%</b>	<b>14%</b>	<b>2%</b>	<b>1%</b>	<b>0%</b>	<b>0%</b>	<b>0%</b>	<b>0%</b>	<b>0%</b>	<b>100%</b>

Directional Peak Periods	Volume	%	Volume	%	Volume	%	Volume	%
<b>All Classes</b>	374	16%	310	13%	408	17%	1258	54%
AM Peak Hour	2	6%	221	73%	63	19%	1	3%
PM Peak Hour	1	27%	233	62%	530	17%	210	9%
NOON 12-2	3	9%	181	57%	151	46%	29	8%
PM 4-6	2	6%	221	73%	63	19%	1	3%
Off Peak Volumes	1	27%	233	62%	530	17%	210	9%

Street Name	Direction	15th	50th	Average	85th	95th	ADT
SW 118th Ave	North Bound	22	26	26	30	33	2063
SW 118th Ave	South Bound	25	30	30	36	39	2350

**SPEED**

SW 118th Ave S/O SW 48th St

Day: Wednesday  
Date: 5/17/2023

City: Cooper City  
Project #: FL23\_140259\_002

**Summary**

Time	< 15	15 - 19	20 - 24	25 - 29	30 - 34	35 - 39	40 - 44	45 - 49	50 - 54	55 - 59	60 - 64	65 - 69	70 +	Total
00:00 AM	0	0	0	0	0	3	0	0	0	0	0	0	0	3
00:15	0	0	0	0	0	3	0	0	0	0	0	0	0	3
00:30	0	0	1	0	1	1	0	0	0	0	0	0	0	3
00:45	0	0	0	1	1	2	2	0	0	0	0	0	0	6
01:00	0	0	0	2	2	1	0	1	0	0	0	0	0	4
01:15	0	0	0	1	0	0	0	0	0	0	0	0	0	1
01:30	0	0	0	0	0	0	0	0	0	0	0	0	0	0
01:45	0	0	0	1	2	0	2	0	0	0	0	0	0	5
02:00	0	0	0	0	0	0	0	0	0	0	0	0	0	0
02:15	0	0	0	2	2	0	0	0	0	0	0	0	0	4
02:30	0	0	0	2	0	1	0	0	0	0	0	0	0	3
02:45	0	0	0	0	0	0	0	0	0	0	0	0	0	0
03:00	0	1	0	2	0	0	0	0	0	0	0	0	0	3
03:15	0	0	0	1	1	0	0	0	0	0	0	0	0	2
03:30	0	0	0	0	0	1	0	0	0	0	0	0	0	1
03:45	0	0	1	0	1	0	0	0	0	0	0	0	0	3
04:00	0	1	0	0	0	0	0	0	0	0	0	0	0	1
04:15	0	0	1	2	0	0	0	0	0	0	0	0	0	3
04:30	0	0	0	1	1	0	0	1	0	0	0	0	0	3
04:45	0	0	1	1	1	0	1	0	1	0	0	0	0	4
05:00	0	0	1	4	1	0	1	0	0	0	0	0	0	7
05:15	0	1	2	8	1	0	0	0	0	0	0	0	0	13
05:30	0	2	2	6	5	3	0	0	0	0	0	0	0	18
05:45	0	1	2	6	4	0	0	0	0	0	0	0	0	13
06:00	0	2	2	2	2	2	0	0	0	0	0	0	0	10
06:15	0	0	9	7	3	1	1	0	0	0	0	0	0	21
06:30	0	0	5	17	3	3	1	0	5	0	0	0	0	28
06:45	0	1	13	15	8	6	0	0	0	0	0	0	0	43
07:00	1	5	12	27	13	9	0	0	0	0	0	0	0	67
07:15	1	1	21	49	41	11	1	0	0	0	0	0	0	125
07:30	0	2	38	77	50	16	2	0	0	0	0	0	0	185
07:45	1	6	38	81	40	9	0	0	0	0	0	0	0	175
08:00	1	1	16	41	24	6	1	0	0	0	0	0	0	90
08:15	0	2	9	32	14	3	2	0	0	0	0	0	0	62
08:30	1	6	18	36	21	6	0	0	0	0	0	0	0	88
08:45	0	0	10	33	15	7	0	0	0	0	0	0	0	65
09:00	0	7	12	21	9	4	1	0	0	0	0	0	0	54
09:15	0	2	13	16	9	4	1	0	0	0	0	0	0	43
09:30	1	1	7	16	13	5	2	0	0	0	0	0	0	45
09:45	0	1	8	9	12	0	1	0	0	0	0	0	0	31
10:00	0	3	7	17	12	7	1	0	0	0	0	0	0	47
10:15	0	0	11	13	20	12	1	0	0	0	0	0	0	57
10:30	0	3	19	15	12	5	0	0	0	0	0	0	0	54
10:45	1	1	6	11	12	0	2	0	0	0	0	0	0	30
11:00	0	2	8	12	7	2	0	0	1	0	0	0	0	32
11:15	0	1	13	14	11	14	0	0	0	0	0	0	0	53
11:30	0	1	19	21	13	6	1	0	0	0	0	0	0	61
11:45	0	2	8	20	11	5	1	1	0	0	0	0	0	48
12:00 PM	0	1	7	12	17	5	0	0	0	0	0	0	0	42
12:15	0	2	5	21	24	6	0	0	0	0	0	0	0	58
12:30	0	1	6	29	15	5	0	0	0	0	0	0	0	56
12:45	0	4	16	20	12	3	0	0	0	0	0	0	0	55
13:00	1	1	16	17	26	7	1	0	0	0	0	0	0	69
13:15	0	0	10	28	21	0	0	1	0	0	0	0	0	60
13:30	0	1	17	40	24	2	2	0	0	0	0	0	0	86
13:45	0	0	17	35	31	8	2	0	0	0	0	0	0	93
14:00	0	3	35	45	22	4	0	0	0	0	0	0	0	109
14:15	0	2	13	36	20	8	1	0	0	0	0	0	0	80
14:30	0	0	21	32	21	4	0	0	0	0	0	0	0	78
14:45	1	5	22	29	15	5	0	0	0	0	0	0	0	77
15:00	0	15	31	47	17	6	3	0	0	0	0	0	0	72
15:15	0	4	29	43	6	1	0	0	0	0	0	0	0	83
15:30	0	1	24	37	14	1	0	0	0	0	0	0	0	77
15:45	1	6	34	50	13	3	0	0	0	0	0	0	0	107
16:00	0	5	22	37	14	0	0	0	0	0	0	0	0	78
16:15	0	1	15	32	17	3	0	0	0	0	0	0	0	67
16:30	0	2	18	40	22	4	0	0	0	0	0	0	0	86
16:45	0	0	15	53	17	2	0	0	0	0	0	0	0	87
17:00	0	3	16	70	11	0	0	0	0	0	0	0	0	100
17:15	0	0	20	54	12	3	0	0	0	0	0	0	0	89
17:30	0	3	28	59	14	1	0	0	0	0	0	0	0	99
17:45	0	2	15	47	19	3	0	0	0	0	0	0	0	84
18:00	0	3	23	55	26	1	1	0	0	0	0	0	0	109
18:15	0	1	12	46	12	2	0	0	0	0	0	0	0	73
18:30	0	1	7	23	11	3	1	0	0	0	0	0	0	46
18:45	0	0	12	18	25	16	1	0	0	0	0	0	0	72
19:00	0	0	6	16	17	8	0	0	0	0	0	0	0	50
19:15	0	1	6	17	17	5	0	0	0	0	0	0	0	46
19:30	0	0	7	19	12	7	1	0	0	0	0	0	0	46
19:45	0	0	13	25	15	9	1	0	0	0	0	0	0	63
20:00	0	2	7	21	17	7	1	0	0	0	0	0	0	55
20:15	1	1	8	12	17	6	0	2	0	0	0	0	0	42
20:30	0	0	13	18	15	4	3	1	0	0	0	0	0	54
20:45	0	0	7	13	9	5	2	1	0	0	0	0	0	37
21:00	0	0	4	17	11	4	0	0	0	0	0	0	0	36
21:15	0	0	3	13	3	2	1	0	0	0	0	0	0	22
21:30	0	1	4	11	11	4	0	0	0	0	0	0	0	31
21:45	0	0	2	7	3	3	1	1	0	0	0	0	0	17
22:00	0	1	4	6	5	5	0	0	0	0	0	0	0	21
22:15	0	0	2	4	9	1	2	1	0	0	0	0	0	19
22:30	0	0	3	5	3	6	1	0	0	0	0	0	0	18
22:45	0	0	1	1	1	3	1	0	0	0	0	0	0	7
23:00	0	1	2	2	0	5	0	0	0	0	0	0	0	11
23:15	0	0	2	2	2	3	0	0	0	0	0	0	0	7
23:30	0	0	1	3	3	1	0	2	0	0	0	0	0	10
23:45	0	1	0	2	5	0	2	0	0	0	0	0	0	10
<b>Totals</b>	<b>11</b>	<b>131</b>	<b>936</b>	<b>1877</b>	<b>1052</b>	<b>342</b>	<b>50</b>	<b>12</b>	<b>2</b>					<b>4413</b>
% of Totals	0%	3%	21%	43%	24%	8%	1%	0%	0%					100%
<b>AM Volumes</b>	7	58	335	641	394	157	23	2	0	0	0	0	0	1663
% AM	0%	1%	8%	15%	9%	4%	1%	0%	0%					37%
<b>AM Peak Hour</b>	07:00	07:45	07:15	07:35	07:15	07:00	07:30	03:45	04:00					07:35
Volume	3	15	111	243	155	45	1	1	1					371
<b>PM Volumes</b>	4	75	601	1230	658	185	23	10	0	0	0	0	0	2784
% PM	0%	2%	14%	28%	15%	4%	1%	0%						63%
<b>PM Peak Hour</b>	17:15	15:00	15:00	16:45	13:00	18:45	20:00	20:00						17:15
Volume	1	26	118	230	102	36	6	4						381
<b>Directional Peak Periods</b>			<b>AM 7-9</b>			<b>NOON 12-2</b>			<b>PM 4-6</b>				<b>Off Peak Volumes</b>	
<b>All Classes</b>			Volume	%	Volume	%	Volume	%	Volume	%	Volume	%		
			857	19%	519	12%	690	16%	2347	53%				
<b>Street Name</b>	<b>Direction</b>	<b>15th</b>	<b>50th</b>	<b>Average</b>	<b>85th</b>	<b>95th</b>	<b>ADT</b>							
SW 118th Ave	Summary	23	28	28	34	38	4413							

# SPEED

SW 118th Ave S/O SW 48th St

Day: Wednesday

Date: 5/17/2023

City: Cooper City

Project #: FL23\_140259\_002n

## North Bound

Time	< 15	15 - 19	20 - 24	25 - 29	30 - 34	35 - 39	40 - 44	45 - 49	50 - 54	55 - 59	60 - 64	65 - 69	70 +	Total
00:00 AM	0	0	1	1	0	0	0	0	0	0	0	0	0	2
01:00	0	0	0	3	1	0	0	0	0	0	0	0	0	4
02:00	0	0	4	2	0	0	0	0	0	0	0	0	0	6
03:00	0	1	0	3	1	0	0	0	0	0	0	0	0	5
04:00	0	0	2	2	0	0	0	0	0	0	0	0	0	4
05:00	0	2	6	24	3	0	0	0	0	0	0	0	0	35
06:00	0	2	28	34	7	0	0	0	0	0	0	0	0	71
07:00	1	9	82	164	32	3	0	0	0	0	0	0	0	291
08:00	1	7	48	108	26	2	0	0	0	0	0	0	0	192
09:00	1	6	36	40	4	0	0	0	0	0	0	0	0	87
10:00	0	7	38	41	13	0	0	0	0	0	0	0	0	99
11:00	0	6	41	38	10	1	0	0	0	0	0	0	0	96
12:00 PM	0	7	29	54	9	1	0	0	0	0	0	0	0	100
13:00	1	2	42	58	6	0	0	0	0	0	0	0	0	109
14:00	1	8	80	82	19	0	0	0	0	0	0	0	0	190
15:00	0	13	52	75	7	0	0	0	0	0	0	0	0	147
16:00	0	5	29	69	29	2	0	0	0	0	0	0	0	134
17:00	0	4	30	92	21	1	0	0	0	0	0	0	0	148
18:00	0	1	32	60	15	1	0	0	0	0	0	0	0	109
19:00	0	1	27	49	9	0	0	0	0	0	0	0	0	86
20:00	1	3	29	36	8	0	0	0	0	0	0	0	0	77
21:00	0	1	11	27	5	0	0	0	0	0	0	0	0	44
22:00	0	1	5	8	2	0	0	0	0	0	0	0	0	16
23:00	0	2	2	4	2	1	0	0	0	0	0	0	0	11
<b>Totals</b>	<b>6</b>	<b>88</b>	<b>654</b>	<b>1074</b>	<b>229</b>	<b>12</b>								<b>2063</b>
<b>% of Totals</b>	<b>0%</b>	<b>4%</b>	<b>32%</b>	<b>52%</b>	<b>11%</b>	<b>1%</b>								<b>100%</b>

<b>AM Volumes</b>	3	40	286	460	97	6	0	0	0	0	0	0	0	892
<b>% AM</b>	0%	2%	14%	22%	5%	0%								43%
<b>AM Peak Hour</b>	07:00	07:00	07:00	07:00	07:00	07:00								07:00
<b>Volume</b>	1	9	82	164	32	3								291
<b>PM Volumes</b>	3	48	368	614	132	6	0	0	0	0	0	0	0	1171
<b>% PM</b>	0%	2%	18%	30%	6%	0%								57%
<b>PM Peak Hour</b>	13:00	15:00	14:00	17:00	16:00	16:00								14:00
<b>Volume</b>	1	13	80	92	29	2								190

Directional Peak Periods All Speeds	AM 7-9		NOON 12-2		PM 4-6		Off Peak Volumes	
	Volume	%	Volume	%	Volume	%	Volume	%
	483	↔ 23%	209	↔ 10%	282	↔ 14%	1089	↔ 53%

Street Name	Direction	Percentiles					ADT
		15th	50th	Average	85th	95th	
SW 118th Ave	North Bound	22	26	26	30	33	2063
SW 118th Ave	South Bound	25	30	30	36	39	2350



# SPEED

SW 118th Ave S/O SW 48th St

Day: Wednesday

Date: 5/17/2023

City: Cooper City

Project #: FL23\_140259\_002s

## South Bound

Time	< 15	15 - 19	20 - 24	25 - 29	30 - 34	35 - 39	40 - 44	45 - 49	50 - 54	55 - 59	60 - 64	65 - 69	70 +	Total
00:00 AM	0	0	0	0	2	9	2	0	0	0	0	0	0	13
01:00	0	0	0	1	2	0	3	0	0	0	0	0	0	6
02:00	0	0	0	0	1	0	0	0	0	0	0	0	0	1
03:00	0	0	1	0	1	1	0	0	0	0	0	0	0	3
04:00	0	1	0	2	1	1	0	1	1	0	0	0	0	7
05:00	0	2	1	1	8	3	1	0	0	0	0	0	0	16
06:00	0	1	1	7	8	12	2	0	0	0	0	0	0	31
07:00	2	5	27	70	112	42	3	0	0	0	0	0	0	261
08:00	1	2	5	34	48	20	3	0	0	0	0	0	0	113
09:00	0	5	2	22	39	13	5	0	0	0	0	0	0	86
10:00	1	0	5	15	43	24	4	0	0	0	0	0	0	92
11:00	0	0	7	29	32	26	2	1	1	0	0	0	0	98
12:00 PM	0	1	5	28	59	18	0	0	0	0	0	0	0	111
13:00	0	0	18	62	96	17	5	1	0	0	0	0	0	199
14:00	0	2	11	60	59	21	1	0	0	0	0	0	0	154
15:00	1	13	66	72	32	8	0	0	0	0	0	0	0	192
16:00	0	3	41	93	41	6	0	0	0	0	0	0	0	184
17:00	0	4	49	132	35	4	0	0	0	0	0	0	0	224
18:00	0	4	22	82	59	21	3	0	0	0	0	0	0	191
19:00	0	0	5	31	52	29	2	0	0	0	0	0	0	119
20:00	0	0	6	28	45	22	6	4	0	0	0	0	0	111
21:00	0	0	2	21	23	13	2	1	0	0	0	0	0	62
22:00	0	0	5	8	16	15	4	1	0	0	0	0	0	49
23:00	0	0	3	5	9	5	2	3	0	0	0	0	0	27
<b>Totals</b>	<b>5</b>	<b>43</b>	<b>282</b>	<b>803</b>	<b>823</b>	<b>330</b>	<b>50</b>	<b>12</b>	<b>2</b>					<b>2350</b>
<b>% of Totals</b>	0%	2%	12%	34%	35%	14%	2%	1%	0%					100%

<b>AM Volumes</b>	4	16	49	181	297	151	25	2	2	0	0	0	0	727
<b>% AM</b>	0%	1%	2%	8%	13%	6%	1%	0%	0%					31%
<b>AM Peak Hour</b>	07:00	07:00	07:00	07:00	07:00	07:00	09:00	04:00	04:00					07:00
<b>Volume</b>	2	5	27	70	112	42	5	1	1					261
<b>PM Volumes</b>	1	27	233	622	526	179	25	10	0	0	0	0	0	1623
<b>% PM</b>	0%	1%	10%	26%	22%	8%	1%	0%						69%
<b>PM Peak Hour</b>	15:00	15:00	15:00	17:00	13:00	19:00	20:00	20:00						17:00
<b>Volume</b>	1	13	66	132	96	29	6	4						224

Directional Peak Periods All Speeds	AM 7-9		NOON 12-2		PM 4-6		Off Peak Volumes	
	Volume	%	Volume	%	Volume	%	Volume	%
	374	↔ 16%	310	↔ 13%	408	↔ 17%	1258	↔ 54%

Street Name	Direction	Percentiles					ADT
		15th	50th	Average	85th	95th	
SW 118th Ave	North Bound	22	26	26	30	33	2063
SW 118th Ave	South Bound	25	30	30	36	39	2350

# SPEED

SW 118th Ave S/O SW 48th St

Day: Wednesday

Date: 5/17/2023

City: Cooper City

Project #: FL23\_140259\_002

## Summary

Time	< 15	15 - 19	20 - 24	25 - 29	30 - 34	35 - 39	40 - 44	45 - 49	50 - 54	55 - 59	60 - 64	65 - 69	70 +	Total
00:00 AM	0	0	1	1	2	9	2	0	0	0	0	0	0	15
01:00	0	0	0	4	3	0	3	0	0	0	0	0	0	10
02:00	0	0	4	2	1	0	0	0	0	0	0	0	0	7
03:00	0	1	1	3	2	1	0	0	0	0	0	0	0	8
04:00	0	1	2	4	1	1	0	1	1	0	0	0	0	11
05:00	0	4	7	25	11	3	1	0	0	0	0	0	0	51
06:00	0	3	29	41	15	12	2	0	0	0	0	0	0	102
07:00	3	14	109	234	144	45	3	0	0	0	0	0	0	552
08:00	2	9	53	142	74	22	3	0	0	0	0	0	0	305
09:00	1	11	38	62	43	13	5	0	0	0	0	0	0	173
10:00	1	7	43	56	56	24	4	0	0	0	0	0	0	191
11:00	0	6	48	67	42	27	2	1	1	0	0	0	0	194
12:00 PM	0	8	34	82	68	19	0	0	0	0	0	0	0	211
13:00	1	2	60	120	102	17	5	1	0	0	0	0	0	308
14:00	1	10	91	142	78	21	1	0	0	0	0	0	0	344
15:00	1	26	118	147	39	8	0	0	0	0	0	0	0	339
16:00	0	8	70	162	70	8	0	0	0	0	0	0	0	318
17:00	0	8	79	224	56	5	0	0	0	0	0	0	0	372
18:00	0	5	54	142	74	22	3	0	0	0	0	0	0	300
19:00	0	1	32	80	61	29	2	0	0	0	0	0	0	205
20:00	1	3	35	64	53	22	6	4	0	0	0	0	0	188
21:00	0	1	13	48	28	13	2	1	0	0	0	0	0	106
22:00	0	1	10	16	18	15	4	1	0	0	0	0	0	65
23:00	0	2	5	9	11	6	2	3	0	0	0	0	0	38
<b>Totals</b>	<b>11</b>	<b>131</b>	<b>936</b>	<b>1877</b>	<b>1052</b>	<b>342</b>	<b>50</b>	<b>12</b>	<b>2</b>					<b>4413</b>
<b>% of Totals</b>	<b>0%</b>	<b>3%</b>	<b>21%</b>	<b>43%</b>	<b>24%</b>	<b>8%</b>	<b>1%</b>	<b>0%</b>	<b>0%</b>					<b>100%</b>

<b>AM Volumes</b>	7	56	335	641	394	157	25	2	2	0	0	0	0	1619
<b>% AM</b>	0%	1%	8%	15%	9%	4%	1%	0%	0%					37%
<b>AM Peak Hour</b>	07:00	07:00	07:00	07:00	07:00	07:00	09:00	04:00	04:00					07:00
<b>Volume</b>	3	14	109	234	144	45	5	1	1					552
<b>PM Volumes</b>	4	75	601	1236	658	185	25	10	0	0	0	0	0	2794
<b>% PM</b>	0%	2%	14%	28%	15%	4%	1%	0%						63%
<b>PM Peak Hour</b>	13:00	15:00	15:00	17:00	13:00	19:00	20:00	20:00						17:00
<b>Volume</b>	1	26	118	224	102	29	6	4						372

Directional Peak Periods All Speeds	AM 7-9		NOON 12-2		PM 4-6		Off Peak Volumes	
	Volume	%	Volume	%	Volume	%	Volume	%
	857	↔ 19%	519	↔ 12%	690	↔ 16%	2347	↔ 53%

Street Name	Direction	Percentiles					
		15th	50th	Average	85th	95th	ADT
SW 118th Ave	Summary	23	28	28	34	38	4413

SW 118th Ave S/O SW 48th St

Day: Wednesday  
 Date: 5/17/2023

City: Cooper City  
 Project #: FL23\_140259\_002

DAILY TOTALS										NB		SB		EB		WB		Total
										2,063		2,350		0		0		4,413
AM Period	NB	SB	EB	WB	TOTAL	PMI Period	NB	SB	EB	WB	TOTAL							
00:15	0	3	0	0	3	12:00	16	26	0	0	42							
00:30	1	2	0	0	3	12:15	19	39	0	0	58							
00:45	1	2	0	0	3	12:30	30	26	0	0	56							
01:00	1	2	5	13	6	12:45	35	100	20	111	55	211						
01:15	1	3	0	0	4	13:00	23	46	0	0	69							
01:30	0	0	0	0	1	13:15	26	34	0	0	60							
01:45	2	4	3	6	5	13:30	25	61	0	0	86							
02:00	0	0	0	0	0	13:45	35	109	58	199	93	308						
02:15	4	0	0	0	4	14:00	75	34	0	0	109							
02:30	2	1	0	0	3	14:15	39	41	0	0	80							
02:45	0	6	0	1	7	14:30	40	38	0	0	78							
03:00	3	0	0	0	3	14:45	36	190	41	154	77	344						
03:15	2	0	0	0	2	15:00	33	39	0	0	72							
03:30	0	1	0	0	1	15:15	42	41	0	0	83							
03:45	0	5	2	3	8	15:30	29	48	0	0	77							
04:00	0	1	0	0	1	15:45	43	147	64	192	107	339						
04:15	2	1	0	0	3	16:00	43	35	0	0	78							
04:30	1	2	0	0	3	16:15	23	44	0	0	67							
04:45	1	4	3	7	4	16:30	35	51	0	0	86							
05:00	4	3	0	0	7	16:45	33	134	54	184	87	318						
05:15	13	0	0	0	13	17:00	49	51	0	0	100							
05:30	9	9	0	0	18	17:15	41	48	0	0	89							
05:45	9	35	4	16	51	17:30	32	67	0	0	99							
06:00	6	4	0	0	10	17:45	26	148	58	224	84	372						
06:15	16	5	0	0	21	18:00	44	65	0	0	109							
06:30	19	9	0	0	28	18:15	26	47	0	0	73							
06:45	30	71	13	31	43	18:30	13	33	0	0	46							
07:00	42	25	0	0	67	18:45	26	109	46	191	72	300						
07:15	52	73	0	0	125	19:00	20	30	0	0	50							
07:30	90	95	0	0	185	19:15	17	29	0	0	46							
07:45	107	291	68	261	175	19:30	18	28	0	0	46							
08:00	63	27	0	0	90	19:45	31	86	32	119	63	205						
08:15	35	27	0	0	62	20:00	22	33	0	0	55							
08:30	61	27	0	0	88	20:15	18	24	0	0	42							
08:45	33	192	32	113	65	20:30	21	33	0	0	54							
09:00	30	24	0	0	54	20:45	16	77	21	111	37	188						
09:15	22	21	0	0	43	21:00	20	16	0	0	36							
09:30	21	24	0	0	45	21:15	5	17	0	0	22							
09:45	14	87	0	0	31	21:30	13	18	0	0	31							
10:00	25	22	0	0	47	21:45	6	44	11	62	17	106						
10:15	24	33	0	0	57	22:00	7	14	0	0	21							
10:30	31	23	0	0	54	22:15	3	16	0	0	19							
10:45	19	99	14	92	33	22:30	4	14	0	0	18							
11:00	15	17	0	0	32	22:45	2	16	5	49	7	65						
11:15	22	31	0	0	53	23:00	0	8	0	0	11							
11:30	34	27	0	0	61	23:15	0	7	0	0	7							
11:45	25	96	23	98	48	23:30	4	6	0	0	10							
TOTALS	892	727			1619	TOTALS	1171	1623			2794							
SPLIT %	55.1%	44.9%			36.7%	SPLIT %	41.9%	58.1%			63.3%							
DAILY TOTALS										NB		SB		EB		WB		Total
										2,063		2,350		0		0		4,413
AM Peak Hour	07:15	07:15			07:15	PMI Peak Hour	14:00	17:15			17:15							
AM Pk Volume	312	263			575	PM Pk Volume	190	238			381							
Pk Hr Factor	0.729	0.692			0.777	Pk Hr Factor	0.633	0.888			0.874							
7 - 9 Volume	483	374	0	0	857	4 - 6 Volume	282	408	0	0	690							
7 - 9 Peak Hour	07:15	07:15			07:15	4 - 6 Peak Hour	16:30	17:00			16:45							
7 - 9 Pk Volume	312	263	0	0	575	4 - 6 Pk Volume	158	224	0	0	375							
Pk Hr Factor	0.729	0.692	0.000	0.000	0.777	Pk Hr Factor	0.806	0.836	0.000	0.000	0.938							



North Bound														
Time	< 15	15 - 19	20 - 24	25 - 29	30 - 34	35 - 39	40 - 44	45 - 49	50 - 54	55 - 59	60 - 64	65 - 69	70 +	Total
00:00 AM	0	1	0	0	0	0	0	0	0	0	0	0	0	1
00:15	0	1	0	0	0	0	0	0	0	0	0	0	0	1
00:30	0	0	1	2	0	0	0	0	0	0	0	0	0	3
00:45	0	0	0	1	0	0	0	0	0	0	0	0	0	1
01:00	0	0	0	0	0	0	0	0	0	0	0	0	0	0
01:15	0	0	0	1	0	0	0	0	0	0	0	0	0	1
01:30	0	1	0	0	0	0	0	0	0	0	0	0	0	1
01:45	0	0	0	0	0	0	0	0	0	0	0	0	0	0
02:00	0	1	0	1	0	0	0	0	0	0	0	0	0	2
02:15	0	0	1	1	0	0	0	0	0	0	0	0	0	2
02:30	0	0	1	6	0	0	0	0	0	0	0	0	0	11
02:45	0	0	1	1	0	0	0	0	0	0	0	0	0	2
03:00	0	0	0	0	0	0	0	0	0	0	0	0	0	0
03:15	0	0	0	2	0	1	0	0	0	0	0	0	0	3
03:30	0	0	0	2	0	0	0	0	0	0	0	0	0	2
03:45	0	0	1	6	0	0	0	0	0	0	0	0	0	11
04:00	0	0	2	2	1	0	0	0	0	0	0	0	0	5
04:15	0	0	1	0	0	0	0	0	0	0	0	0	0	1
04:30	0	0	0	0	0	0	0	0	0	0	0	0	0	0
04:45	0	0	0	0	1	0	0	0	0	0	0	0	0	1
05:00	0	2	0	2	0	0	0	0	0	0	0	0	0	4
05:15	0	0	3	3	0	0	0	0	0	0	0	0	0	6
05:30	0	0	1	3	2	0	0	0	0	0	0	0	0	6
05:45	0	0	2	4	3	1	0	0	0	0	0	0	0	10
06:00	0	0	1	7	0	0	0	0	0	0	0	0	0	8
06:15	0	0	2	8	3	0	0	0	0	0	0	0	0	13
06:30	0	1	5	9	0	0	0	0	0	0	0	0	0	15
06:45	0	0	2	18	3	2	0	0	0	0	0	0	0	25
07:00	0	1	6	25	4	0	0	0	0	0	0	0	0	36
07:15	0	3	16	27	6	0	0	0	0	0	0	0	0	52
07:30	0	3	26	53	15	0	0	0	0	0	0	0	0	97
07:45	0	1	37	64	9	0	1	0	0	0	0	0	0	112
08:00	0	0	17	43	10	1	0	0	0	0	0	0	0	71
08:15	0	0	17	18	2	0	0	0	0	0	0	0	0	37
08:30	0	1	23	32	5	0	0	0	0	0	0	0	0	61
08:45	0	0	13	16	5	0	0	0	0	0	0	0	0	34
09:00	0	3	7	12	1	0	0	0	0	0	0	0	0	23
09:15	1	2	11	12	6	0	0	0	0	0	0	0	0	32
09:30	0	1	10	7	4	0	0	0	0	0	0	0	0	22
09:45	5	2	5	10	0	0	0	0	0	0	0	0	0	22
10:00	0	1	21	8	0	0	0	0	0	0	0	0	0	30
10:15	1	1	8	5	1	0	0	0	0	0	0	0	0	16
10:30	0	0	9	8	2	0	0	0	0	0	0	0	0	19
10:45	0	1	7	15	0	0	0	0	0	0	0	0	0	23
11:00	0	1	9	10	4	2	0	0	0	0	0	0	0	26
11:15	0	1	8	10	2	0	0	0	0	0	0	0	0	21
11:30	0	0	9	17	5	0	0	0	0	0	0	0	0	31
11:45	0	0	6	13	2	1	0	0	0	0	0	0	0	22
12:00 PM	0	2	7	11	5	0	0	0	0	0	0	0	0	25
12:15	0	2	5	13	0	0	0	0	0	0	0	0	0	20
12:30	0	0	7	6	1	0	0	0	0	0	0	0	0	14
12:45	0	0	9	10	4	2	0	0	0	0	0	0	0	25
13:00	0	1	11	7	1	0	0	0	0	0	0	0	0	20
13:15	0	0	11	13	3	0	0	0	0	0	0	0	0	27
13:30	0	0	3	11	2	0	0	0	0	0	0	0	0	17
13:45	0	0	14	13	5	0	0	0	0	0	0	0	0	32
14:00	0	2	32	42	2	0	0	0	0	0	0	0	0	78
14:15	2	2	19	17	2	0	0	0	0	0	0	0	0	42
14:30	0	3	16	18	3	0	0	0	0	0	0	0	0	40
14:45	0	0	14	12	1	1	0	0	0	0	0	0	0	28
15:00	0	1	22	23	3	1	0	0	0	0	0	0	0	53
15:15	0	4	10	24	3	0	0	0	0	0	0	0	0	41
15:30	1	1	15	18	1	1	0	0	0	0	0	0	0	37
15:45	0	2	12	21	2	0	0	0	0	0	0	0	0	37
16:00	0	1	10	20	10	0	0	0	0	0	0	0	0	41
16:15	0	0	6	20	7	0	0	0	0	0	0	0	0	33
16:30	0	1	10	23	6	0	0	0	0	0	0	0	0	40
16:45	0	1	6	22	7	1	0	0	0	0	0	0	0	37
17:00	0	0	9	28	6	0	0	0	0	0	0	0	0	43
17:15	0	0	7	15	8	0	0	0	0	0	0	0	0	30
17:30	0	0	7	20	4	1	0	0	0	0	0	0	0	32
17:45	0	0	3	15	6	0	0	0	0	0	0	0	0	28
18:00	0	5	16	7	1	0	0	0	0	0	0	0	0	29
18:15	0	0	5	15	8	0	0	0	0	0	0	0	0	28
18:30	0	0	4	17	13	0	0	0	0	0	0	0	0	34
18:45	0	0	7	15	2	0	0	0	0	0	0	0	0	24
19:00	0	0	7	12	2	0	0	0	0	0	0	0	0	21
19:15	0	2	9	12	5	2	0	0	0	0	0	0	0	30
19:30	0	2	10	13	4	0	0	0	0	0	0	0	0	29
19:45	0	0	8	14	2	1	0	0	0	0	0	0	0	25
20:00	0	1	9	18	1	0	0	0	0	0	0	0	0	29
20:15	0	1	13	15	3	0	0	0	0	0	0	0	0	32
20:30	0	0	8	13	3	1	0	0	0	0	0	0	0	18
20:45	0	0	1	3	1	0	0	0	0	0	0	0	0	5
21:00	0	0	12	11	2	0	0	0	0	0	0	0	0	25
21:15	0	0	4	8	0	0	0	0	0	0	0	0	0	12
21:30	0	0	1	2	0	1	0	0	0	0	0	0	0	4
21:45	0	0	6	2	0	0	0	0	0	0	0	0	0	8
22:00	0	1	1	6	0	0	0	0	0	0	0	0	0	8
22:15	0	0	0	2	1	0	0	0	0	0	0	0	0	3
22:30	0	0	2	2	1	0	0	0	0	0	0	0	0	5
22:45	0	0	1	0	2	0	0	0	0	0	0	0	0	3
23:00	0	0	1	2	1	0	0	0	0	0	0	0	0	4
23:15	0	0	5	2	1	0	0	0	0	0	0	0	0	8
23:30	0	0	0	1	0	0	0	0	0	0	0	0	0	1
23:45	0	0	2	3	0	0	0	0	0	0	0	0	0	5
Totals	10	58	668	1101	252	20	1							2107
% of Totals	0%	3%	32%	52%	12%	1%	0%							100%

AM Volumes		7	28	290	472	98	8	1	0	0	0	0	0	904
% AM		0%	1%	14%	22%	5%	0%	0%	0%	0%	0%	0%	0%	43%
AM Peak Hour		09:00	07:50	07:30	07:15	07:15	11:00	07:00						07:35
Volume		6	8	92	187	40	3	4						332
PM Volumes		3	30	373	629	154	12	1	0	0	0	0	0	1203
% PM		0%	1%	18%	30%	7%	1%							57%
PM Peak Hour		13:30	14:30	13:45	16:35	17:45	14:45							13:45
Volume		2	8	81	93	34	3	1						192
Directional Peak Periods		AM 7-9				NOON 12-2				PM 4-6		Off Peak Volumes		
All Classes		Volume	%	Volume	%	Volume	%	Volume	%	Volume	%	Volume	%	
		500	24%	180	9%	284	13%	1143	54%					

Street Name	Direction	Percentiles					
		15th	50th	Average	85th	95th	ADT
SW 118th Ave	North Bound	22	26	26	30	33	2107
SW 118th Ave	South Bound	27	32	32	37	40	2363

South Bound

Time	< 15	15 - 19	20 - 24	25 - 29	30 - 34	35 - 39	40 - 44	45 - 49	50 - 54	55 - 59	60 - 64	65 - 69	70 +	Total
00:00 AM	0	0	1	0	1	1	1	0	0	0	0	0	0	4
00:15	0	0	1	1	1	1	1	0	1	0	0	0	0	6
00:30	0	0	0	0	1	0	0	0	0	0	0	0	0	1
00:45	0	0	0	2	2	0	0	0	0	0	0	0	0	4
01:00	0	0	0	0	0	0	0	0	0	0	0	0	0	0
01:15	0	0	0	0	2	1	0	0	0	0	0	0	0	3
01:30	0	0	0	0	0	0	0	0	0	0	0	0	0	0
01:45	0	0	0	0	0	1	0	0	0	0	0	0	0	1
02:00	0	0	0	1	0	0	0	0	0	0	0	0	0	1
02:15	0	0	0	1	0	0	0	0	0	0	0	0	0	1
02:30	0	0	0	0	0	0	0	1	0	0	0	0	0	1
02:45	0	0	0	0	0	0	0	0	0	0	0	0	0	0
03:00	0	0	0	0	1	0	0	0	0	0	0	0	0	1
03:15	0	0	0	0	0	0	0	0	0	0	0	0	0	0
03:30	0	0	1	1	0	0	0	0	0	0	0	0	0	2
03:45	0	0	0	0	0	1	0	0	0	0	0	0	0	1
04:00	0	0	0	0	0	0	0	0	0	0	0	0	0	0
04:15	0	0	1	0	0	0	1	0	0	0	0	0	0	2
04:30	0	0	1	1	0	0	0	0	0	0	0	0	0	2
04:45	0	0	0	0	1	1	1	1	1	0	0	0	0	4
05:00	0	0	1	0	1	0	0	0	0	0	0	0	0	2
05:15	0	0	0	0	1	0	0	0	0	0	0	0	0	1
05:30	0	0	0	2	2	0	0	0	0	0	0	0	0	4
05:45	0	0	0	0	4	0	1	0	0	0	0	0	0	5
06:00	0	0	1	1	0	4	0	0	0	0	0	0	0	6
06:15	0	0	0	0	4	3	0	0	0	0	0	0	0	7
06:30	0	0	0	0	5	3	1	1	0	0	0	0	0	11
06:45	0	0	0	6	2	3	2	0	0	0	0	0	0	13
07:00	0	0	1	8	9	8	0	1	0	0	0	0	0	27
07:15	0	0	1	15	18	11	2	0	1	0	0	0	0	48
07:30	0	0	15	38	28	7	4	0	0	0	0	0	0	92
07:45	0	2	7	20	32	12	3	0	0	0	0	0	0	76
08:00	0	1	3	9	15	4	3	1	0	0	0	0	0	35
08:15	2	2	1	6	11	2	2	0	0	0	0	0	0	26
08:30	0	2	0	7	14	4	1	1	1	0	0	0	0	29
08:45	0	0	2	5	17	4	2	0	0	0	0	0	0	30
09:00	0	0	1	7	14	4	0	1	0	0	0	0	0	27
09:15	0	0	1	4	9	7	0	0	0	0	0	0	0	21
09:30	0	3	1	7	6	3	3	0	0	0	0	0	0	23
09:45	0	0	4	4	3	9	1	0	0	0	0	0	0	21
10:00	0	0	2	8	7	1	0	0	0	0	0	0	0	18
10:15	0	0	2	6	4	9	1	0	0	0	0	0	0	22
10:30	0	0	0	2	13	1	1	2	0	0	0	0	0	19
10:45	0	0	0	2	5	18	1	0	1	1	0	0	0	27
11:00	0	0	0	6	16	4	0	0	0	0	0	0	0	26
11:15	0	0	0	8	12	5	1	0	0	0	0	0	0	26
11:30	1	1	1	5	15	6	1	0	0	0	0	0	0	30
11:45	0	0	0	2	12	8	1	0	0	0	0	0	0	23
12:00 PM	0	0	3	6	9	6	2	1	0	0	0	0	0	29
12:15	0	0	1	8	13	2	1	1	0	0	0	0	0	26
12:30	0	0	1	8	20	5	4	0	0	0	0	0	0	38
12:45	0	0	2	10	5	7	0	0	0	0	0	0	0	24
13:00	0	0	2	7	11	11	3	0	0	0	0	0	0	34
13:15	0	0	6	9	18	7	0	1	0	0	0	0	0	41
13:30	0	1	3	25	17	12	2	0	0	0	0	0	0	60
13:45	0	0	3	16	20	9	1	0	0	0	0	0	0	49
14:00	0	0	2	11	19	10	0	0	0	0	0	0	0	42
14:15	1	0	0	7	17	5	2	0	0	0	0	0	0	32
14:30	0	0	5	11	6	5	1	0	0	0	0	0	0	28
14:45	0	0	1	11	22	9	2	0	0	0	0	0	0	45
15:00	0	1	2	18	16	6	1	1	0	0	0	0	0	45
15:15	0	0	1	15	24	11	1	0	0	0	0	0	0	52
15:30	0	0	0	10	20	6	0	0	0	0	0	0	0	36
15:45	0	0	3	30	18	9	2	1	0	0	0	0	0	63
16:00	0	0	3	17	16	8	2	0	0	0	0	0	0	46
16:15	0	2	1	18	25	4	3	0	0	0	0	0	0	54
16:30	0	0	1	10	30	9	4	0	0	0	0	0	0	54
16:45	0	0	5	15	26	6	2	0	0	0	0	0	0	54
17:00	1	0	0	10	22	8	2	0	0	0	0	0	0	43
17:15	1	0	0	11	16	12	4	0	0	0	0	0	0	44
17:30	0	0	1	11	24	13	3	0	0	0	0	0	0	52
17:45	0	0	2	24	49	17	2	1	0	0	0	0	0	94
18:00	0	0	1	19	22	10	3	1	1	0	0	0	0	57
18:15	0	0	2	7	24	12	2	0	0	0	0	0	0	47
18:30	0	0	0	10	16	12	5	0	0	0	0	0	0	43
18:45	0	1	2	10	28	11	1	0	0	0	0	0	0	53
19:00	0	0	1	8	7	12	4	0	0	0	0	0	0	34
19:15	0	0	3	13	10	7	1	0	0	0	0	0	0	34
19:30	0	0	3	9	14	9	0	0	0	0	0	0	0	35
19:45	0	0	0	14	17	3	0	0	0	0	0	0	0	34
20:00	0	1	0	9	7	7	0	0	0	0	0	0	0	24
20:15	0	0	2	11	12	7	0	0	0	0	0	0	0	32
20:30	0	0	1	16	9	4	1	2	1	0	0	0	0	30
20:45	0	0	3	4	5	9	0	0	0	0	0	0	0	21
21:00	0	0	2	0	9	4	0	0	0	0	0	0	0	15
21:15	0	0	0	3	7	3	0	0	0	0	0	0	0	13
21:30	0	0	0	3	0	3	0	0	0	0	0	0	0	6
21:45	0	0	0	0	2	7	1	0	0	0	0	0	0	14
22:00	0	0	1	3	4	2	0	0	0	0	0	0	0	10
22:15	0	0	1	2	6	2	0	0	1	0	0	0	0	12
22:30	0	0	0	0	3	2	2	0	0	0	0	0	0	7
22:45	0	0	0	2	6	0	1	0	0	0	0	0	0	9
23:00	0	1	0	0	2	1	0	1	0	0	0	0	0	5
23:15	0	0	0	1	2	1	3	0	0	0	0	0	0	7
23:30	0	0	0	2	0	0	1	0	0	0	0	0	0	3
23:45	0	0	0	0	1	0	0	0	0	0	0	0	0	1
Totals	6	19	123	663	975	456	100	15	5					2363
% of Totals	0%	1%	5%	28%	41%	19%	4%	1%	0%					100%

AM Volumes	AM %	PM Volumes	PM %	NOON 12-2	PM 4-6	Off Peak Volumes	
363	15%	301	13%	441	19%	1258	53%

Street Name	Direction	Percentiles				
		15th	50th	Average	85th	95th
SW 118th Ave	North Bound	22	26	26	30	33
SW 118th Ave	South Bound	27	32	32	37	40
						ADT
						2107
						2363

Summary

Time	< 15	15 - 19	20 - 24	25 - 29	30 - 34	35 - 39	40 - 44	45 - 49	50 - 54	55 - 59	60 - 64	65 - 69	70 +	Total
00:00 AM	0	1	1	0	1	1	1	0	0	0	0	0	0	5
00:15	0	1	1	1	1	1	1	0	1	0	0	0	0	7
00:30	0	0	1	2	1	0	0	0	0	0	0	0	0	4
00:45	0	0	0	3	2	0	0	0	0	0	0	0	0	5
01:00	0	0	0	0	0	0	0	0	0	0	0	0	0	0
01:15	0	0	0	1	2	1	0	0	0	0	0	0	0	4
01:30	0	0	1	0	0	0	0	0	0	0	0	0	0	1
01:45	0	0	0	0	0	1	0	0	0	0	0	0	0	1
02:00	0	1	0	2	0	0	0	0	0	0	0	0	0	3
02:15	0	0	1	2	0	0	0	0	0	0	0	0	0	3
02:30	0	0	1	0	0	0	0	1	0	0	0	0	0	2
02:45	0	0	1	1	0	0	0	0	0	0	0	0	0	2
03:00	0	0	0	0	1	0	0	0	0	0	0	0	0	1
03:15	0	0	0	2	0	1	0	0	0	0	0	0	0	3
03:30	0	0	1	3	0	0	0	0	0	0	0	0	0	4
03:45	0	0	1	0	0	1	0	0	0	0	0	0	0	2
04:00	0	0	2	2	1	0	0	0	0	0	0	0	0	5
04:15	0	0	2	0	0	0	1	0	0	0	0	0	0	3
04:30	0	0	1	1	0	0	0	0	0	0	0	0	0	2
04:45	0	0	0	0	2	1	1	1	0	0	0	0	0	5
05:00	0	2	1	2	1	0	0	0	0	0	0	0	0	6
05:15	0	0	3	4	0	1	0	0	0	0	0	0	0	8
05:30	0	0	1	5	4	0	0	0	0	0	0	0	0	10
05:45	0	0	2	4	7	1	1	0	0	0	0	0	0	15
06:00	0	0	2	8	0	4	0	0	0	0	0	0	0	14
06:15	0	0	2	8	7	3	0	0	0	0	0	0	0	20
06:30	0	1	5	14	5	3	1	1	0	0	0	0	0	28
06:45	0	0	2	24	5	5	2	0	0	0	0	0	0	38
07:00	0	1	7	33	13	8	0	1	0	0	0	0	0	63
07:15	0	3	17	42	24	11	2	0	1	0	0	0	0	100
07:30	0	3	41	91	43	7	4	0	0	0	0	0	0	189
07:45	0	3	44	84	41	12	4	0	0	0	0	0	0	188
08:00	0	1	19	52	25	5	3	1	0	0	0	0	0	106
08:15	2	2	18	24	13	2	2	0	0	0	0	0	0	63
08:30	0	3	23	39	19	4	1	1	0	0	0	0	0	90
08:45	0	0	15	21	22	4	2	0	0	0	0	0	0	64
09:00	0	3	8	19	15	4	0	1	0	0	0	0	0	50
09:15	1	2	13	16	15	7	0	0	0	0	0	0	0	53
09:30	0	4	11	14	10	3	3	0	0	0	0	0	0	45
09:45	5	2	9	14	3	9	1	0	0	0	0	0	0	43
10:00	0	1	23	16	7	1	0	0	0	0	0	0	0	48
10:15	1	1	10	11	5	9	1	0	0	0	0	0	0	38
10:30	0	0	9	10	15	1	1	2	0	0	0	0	0	38
10:45	0	1	9	20	18	1	0	0	1	0	0	0	0	50
11:00	0	1	9	16	20	6	0	0	0	0	0	0	0	52
11:15	0	1	8	18	14	5	1	0	0	0	0	0	0	47
11:30	1	1	10	22	20	6	1	0	0	0	0	0	0	61
11:45	0	0	6	15	14	9	1	0	0	0	0	0	0	45
12:00 PM	0	2	10	19	14	6	2	1	0	0	0	0	0	54
12:15	0	2	6	21	13	2	1	1	0	0	0	0	0	46
12:30	0	0	8	14	21	5	4	0	0	0	0	0	0	52
12:45	0	0	11	20	9	9	0	0	0	0	0	0	0	49
13:00	0	1	13	14	12	11	3	0	0	0	0	0	0	54
13:15	0	0	17	22	21	7	0	1	0	0	0	0	0	68
13:30	0	1	6	36	20	12	2	0	0	0	0	0	0	77
13:45	0	0	17	29	25	9	1	0	0	0	0	0	0	81
14:00	0	2	34	53	21	10	0	0	0	0	0	0	0	120
14:15	3	2	19	24	19	5	2	0	0	0	0	0	0	74
14:30	0	3	21	29	9	5	1	0	0	0	0	0	0	68
14:45	0	0	15	23	23	10	2	0	0	0	0	0	0	73
15:00	0	2	24	41	19	7	1	1	0	0	0	0	0	95
15:15	0	4	11	39	27	11	1	0	0	0	0	0	0	93
15:30	1	1	15	28	21	7	0	0	0	0	0	0	0	73
15:45	0	2	15	51	20	9	2	1	0	0	0	0	0	100
16:00	0	1	13	37	26	8	2	0	0	0	0	0	0	87
16:15	0	2	8	38	32	4	3	0	0	0	0	0	0	87
16:30	0	1	11	33	36	9	4	0	0	0	0	0	0	94
16:45	0	1	11	37	33	7	2	0	0	0	0	0	0	91
17:00	1	0	9	38	28	8	2	0	0	0	0	0	0	86
17:15	1	0	7	26	24	12	4	0	0	0	0	0	0	74
17:30	0	0	8	31	28	14	3	0	0	0	0	0	0	84
17:45	0	0	4	43	55	17	2	1	0	0	0	0	0	122
18:00	0	0	6	35	29	11	3	1	1	0	0	0	0	86
18:15	0	0	7	22	32	12	2	0	0	0	0	0	0	75
18:30	0	0	4	27	29	12	5	0	0	0	0	0	0	77
18:45	0	1	9	25	30	11	1	0	0	0	0	0	0	77
19:00	0	1	8	20	9	12	4	0	0	0	0	0	0	54
19:15	0	2	12	25	15	9	1	0	0	0	0	0	0	64
19:30	0	2	13	22	18	9	0	0	0	0	0	0	0	64
19:45	0	0	8	28	19	4	0	0	0	0	0	0	0	59
20:00	0	2	9	27	8	7	0	0	0	0	0	0	0	53
20:15	0	1	15	26	15	7	0	0	0	0	0	0	0	64
20:30	0	0	6	28	12	4	1	0	0	0	0	0	0	51
20:45	0	0	4	7	6	9	0	0	0	0	0	0	0	26
21:00	0	0	14	11	11	4	0	0	0	0	0	0	0	40
21:15	0	0	4	11	7	3	0	0	0	0	0	0	0	25
21:30	0	0	1	5	0	4	0	0	0	0	0	0	0	10
21:45	0	0	0	4	6	7	1	0	0	0	0	0	0	18
22:00	0	1	0	9	4	2	0	0	0	0	0	0	0	18
22:15	0	0	1	4	7	2	0	0	1	0	0	0	0	15
22:30	0	0	2	2	4	2	2	0	0	0	0	0	0	12
22:45	0	0	1	2	8	0	1	0	0	0	0	0	0	12
23:00	0	1	1	2	3	1	0	1	0	0	0	0	0	9
23:15	0	0	0	6	4	2	3	0	0	0	0	0	0	15
23:30	0	0	0	3	0	1	0	0	0	0	0	0	0	4
23:45	0	0	0	2	3	1	0	0	0	0	0	0	0	6
Totals	16	72	788	1764	1227	476	101	15	5					4470
% of Totals	0%	2%	18%	39%	27%	11%	2%	0%	0%					100%

Directional Peak Periods	AM 7-9				NOON 12-2				PM 4-6		Off Peak Volumes	
All Classes	Volume	%	Volume	%	Volume	%	Volume	%	Volume	%	Volume	%
	863	19%	481	11%	725	16%	2401	54%				

Street Name	Direction	15th	50th	Average	85th	95th	ADT
SW 118th Ave	Summary	24	29	29	35	39	4470

# SPEED

SW 118th Ave S/O SW 48th St

Day: Thursday  
Date: 5/18/2023

City: Cooper City  
Project #: FL23\_140259\_002n

## North Bound

Time	< 15	15 - 19	20 - 24	25 - 29	30 - 34	35 - 39	40 - 44	45 - 49	50 - 54	55 - 59	60 - 64	65 - 69	70 +	Total
00:00 AM	0	2	1	3	0	0	0	0	0	0	0	0	0	6
01:00	0	0	1	1	0	0	0	0	0	0	0	0	0	2
02:00	0	1	3	3	0	0	0	0	0	0	0	0	0	7
03:00	0	0	1	4	0	1	0	0	0	0	0	0	0	6
04:00	0	0	3	2	2	0	0	0	0	0	0	0	0	7
05:00	0	2	6	12	5	1	0	0	0	0	0	0	0	26
06:00	0	1	10	42	8	2	0	0	0	0	0	0	0	63
07:00	0	8	85	169	34	0	1	0	0	0	0	0	0	297
08:00	0	1	70	109	22	1	0	0	0	0	0	0	0	203
09:00	6	8	33	41	11	0	0	0	0	0	0	0	0	99
10:00	1	3	45	36	3	0	0	0	0	0	0	0	0	88
11:00	0	2	32	50	13	3	0	0	0	0	0	0	0	100
12:00 PM	0	4	28	40	10	2	0	0	0	0	0	0	0	84
13:00	0	1	39	44	12	0	0	0	0	0	0	0	0	96
14:00	2	7	81	89	8	1	0	0	0	0	0	0	0	188
15:00	1	8	59	86	9	2	0	0	0	0	0	0	0	165
16:00	0	3	32	85	30	1	0	0	0	0	0	0	0	151
17:00	0	0	26	82	24	1	0	0	0	0	0	0	0	133
18:00	0	0	21	63	30	1	0	0	0	0	0	0	0	115
19:00	0	4	34	51	13	3	0	0	0	0	0	0	0	105
20:00	0	2	26	48	8	0	0	0	0	0	0	0	0	84
21:00	0	0	17	23	4	1	0	0	0	0	0	0	0	45
22:00	0	1	4	10	4	0	0	0	0	0	0	0	0	19
23:00	0	0	8	8	2	0	0	0	0	0	0	0	0	18
<b>Totals</b>	<b>10</b>	<b>58</b>	<b>665</b>	<b>1101</b>	<b>252</b>	<b>20</b>	<b>1</b>							<b>2107</b>
<b>% of Totals</b>	0%	3%	32%	52%	12%	1%	0%							100%

<b>AM Volumes</b>	7	28	290	472	98	8	1	0	0	0	0	0	0	904
<b>% AM</b>	0%	1%	14%	22%	5%	0%	0%							43%
<b>AM Peak Hour</b>	09:00	07:00	07:00	07:00	07:00	11:00	07:00							07:00
<b>Volume</b>	6	8	85	169	34	3	1							297
<b>PM Volumes</b>	3	30	375	629	154	12	0	0	0	0	0	0	0	1203
<b>% PM</b>	0%	1%	18%	30%	7%	1%								57%
<b>PM Peak Hour</b>	14:00	15:00	14:00	14:00	16:00	19:00								14:00
<b>Volume</b>	2	8	81	89	30	3								188

Directional Peak Periods All Speeds	AM 7-9		NOON 12-2		PM 4-6		Off Peak Volumes	
	Volume	%	Volume	%	Volume	%	Volume	%
	500	↔ 24%	180	↔ 9%	284	↔ 13%	1143	↔ 54%

Street Name	Direction	Percentiles					ADT
		15th	50th	Average	85th	95th	
SW 118th Ave	North Bound	22	26	26	30	33	2107
SW 118th Ave	South Bound	27	32	32	37	40	2363



# SPEED

SW 118th Ave S/O SW 48th St

Day: Thursday  
Date: 5/18/2023

City: Cooper City  
Project #: FL23\_140259\_002s

## South Bound

Time	< 15	15 - 19	20 - 24	25 - 29	30 - 34	35 - 39	40 - 44	45 - 49	50 - 54	55 - 59	60 - 64	65 - 69	70 +	Total
00:00 AM	0	0	2	3	5	2	2	0	1	0	0	0	0	15
01:00	0	0	0	0	2	2	0	0	0	0	0	0	0	4
02:00	0	0	0	2	0	0	0	1	0	0	0	0	0	3
03:00	0	0	1	1	1	1	0	0	0	0	0	0	0	4
04:00	0	0	2	1	1	1	2	1	0	0	0	0	0	8
05:00	0	0	1	3	7	1	1	0	0	0	0	0	0	13
06:00	0	0	1	12	9	12	3	0	0	0	0	0	0	37
07:00	0	2	24	81	87	38	9	1	1	0	0	0	0	243
08:00	2	5	5	27	57	14	8	2	0	0	0	0	0	120
09:00	0	3	7	22	32	23	4	1	0	0	0	0	0	92
10:00	0	0	6	21	42	12	2	2	1	0	0	0	0	86
11:00	1	1	1	21	55	23	3	0	0	0	0	0	0	105
12:00 PM	0	0	7	34	47	20	7	2	0	0	0	0	0	117
13:00	0	1	14	57	66	39	6	1	0	0	0	0	0	184
14:00	1	0	8	40	64	29	5	0	0	0	0	0	0	147
15:00	0	1	6	73	78	32	4	2	0	0	0	0	0	196
16:00	0	2	11	60	97	27	11	0	0	0	0	0	0	208
17:00	2	0	2	56	111	50	11	1	0	0	0	0	0	233
18:00	0	1	5	46	90	45	11	1	1	0	0	0	0	200
19:00	0	1	7	44	48	31	5	0	0	0	0	0	0	136
20:00	0	1	8	40	33	27	1	0	0	0	0	0	0	110
21:00	0	0	2	8	20	17	1	0	0	0	0	0	0	48
22:00	0	0	2	7	19	6	3	0	1	0	0	0	0	38
23:00	0	1	1	4	4	4	1	1	0	0	0	0	0	16
<b>Totals</b>	<b>6</b>	<b>19</b>	<b>123</b>	<b>663</b>	<b>975</b>	<b>456</b>	<b>100</b>	<b>16</b>	<b>5</b>					<b>2363</b>
<b>% of Totals</b>	<b>0%</b>	<b>1%</b>	<b>5%</b>	<b>28%</b>	<b>41%</b>	<b>19%</b>	<b>4%</b>	<b>1%</b>	<b>0%</b>					<b>100%</b>

<b>AM Volumes</b>	3	11	50	194	298	129	34	8	3	0	0	0	0	730
<b>% AM</b>	0%	0%	2%	8%	13%	5%	1%	0%	0%					31%
<b>AM Peak Hour</b>	08:00	08:00	07:00	07:00	07:00	07:00	07:00	08:00						07:00
<b>Volume</b>	2	5	24	81	87	38	9	2	1					243
<b>PM Volumes</b>	3	8	73	469	677	327	66	8	2	0	0	0	0	1633
<b>% PM</b>	0%	0%	3%	20%	29%	14%	3%	0%	0%					69%
<b>PM Peak Hour</b>	17:00	16:00	13:00	15:00	17:00	17:00	16:00	12:00	18:00					17:00
<b>Volume</b>	2	2	14	73	111	50	11	2	1					233

Directional Peak Periods All Speeds	AM 7-9		NOON 12-2		PM 4-6		Off Peak Volumes	
	Volume	%	Volume	%	Volume	%	Volume	%
	363	↔ 15%	301	↔ 13%	441	↔ 19%	1258	↔ 53%

Street Name	Direction	Percentiles					
		15th	50th	Average	85th	95th	ADT
SW 118th Ave	North Bound	22	26	26	30	33	2107
SW 118th Ave	South Bound	27	32	32	37	40	2363

# SPEED

SW 118th Ave S/O SW 48th St

Day: Thursday  
Date: 5/18/2023

City: Cooper City  
Project #: FL23\_140259\_002

## Summary

Time	< 15	15 - 19	20 - 24	25 - 29	30 - 34	35 - 39	40 - 44	45 - 49	50 - 54	55 - 59	60 - 64	65 - 69	70 +	Total
00:00 AM	0	2	3	6	5	2	2	0	1	0	0	0	0	21
01:00	0	0	1	1	2	2	0	0	0	0	0	0	0	6
02:00	0	1	3	5	0	0	0	1	0	0	0	0	0	10
03:00	0	0	2	5	1	2	0	0	0	0	0	0	0	10
04:00	0	0	5	3	3	1	2	1	0	0	0	0	0	15
05:00	0	2	7	15	12	2	1	0	0	0	0	0	0	39
06:00	0	1	11	54	17	14	3	0	0	0	0	0	0	100
07:00	0	10	109	250	121	38	10	1	1	0	0	0	0	540
08:00	2	6	75	136	79	15	8	2	0	0	0	0	0	323
09:00	6	11	40	63	43	23	4	1	0	0	0	0	0	191
10:00	1	3	51	57	45	12	2	2	1	0	0	0	0	174
11:00	1	3	33	71	68	26	3	0	0	0	0	0	0	205
12:00 PM	0	4	35	74	57	22	7	2	0	0	0	0	0	201
13:00	0	2	53	101	78	39	6	1	0	0	0	0	0	280
14:00	3	7	89	129	72	30	5	0	0	0	0	0	0	335
15:00	1	9	65	159	87	34	4	2	0	0	0	0	0	361
16:00	0	5	43	145	127	28	11	0	0	0	0	0	0	359
17:00	2	0	28	138	135	51	11	1	0	0	0	0	0	366
18:00	0	1	26	109	120	46	11	1	1	0	0	0	0	315
19:00	0	5	41	95	61	34	5	0	0	0	0	0	0	241
20:00	0	3	34	88	41	27	1	0	0	0	0	0	0	194
21:00	0	0	19	31	24	18	1	0	0	0	0	0	0	93
22:00	0	1	6	17	23	6	3	0	1	0	0	0	0	57
23:00	0	1	9	12	6	4	1	1	0	0	0	0	0	34
<b>Totals</b>	<b>16</b>	<b>77</b>	<b>788</b>	<b>1764</b>	<b>1227</b>	<b>476</b>	<b>101</b>	<b>16</b>	<b>5</b>					<b>4470</b>
<b>% of Totals</b>	<b>0%</b>	<b>2%</b>	<b>18%</b>	<b>39%</b>	<b>27%</b>	<b>11%</b>	<b>2%</b>	<b>0%</b>	<b>0%</b>					<b>100%</b>

<b>AM Volumes</b>	10	39	340	666	396	137	35	8	3	0	0	0	0	1634
<b>% AM</b>	0%	1%	8%	15%	9%	3%	1%	0%	0%					37%
<b>AM Peak Hour</b>	09:00	09:00	07:00	07:00	07:00	07:00	07:00	08:00						07:00
<b>Volume</b>	6	11	109	250	121	38	10	2	1					540
<b>PM Volumes</b>	6	38	448	1098	831	339	66	8	2	0	0	0	0	2836
<b>% PM</b>	0%	1%	10%	25%	19%	8%	1%	0%	0%					63%
<b>PM Peak Hour</b>	14:00	15:00	14:00	15:00	17:00	17:00	16:00	12:00	18:00					17:00
<b>Volume</b>	3	9	89	159	135	51	11	2	1					366

Directional Peak Periods All Speeds	AM 7-9		NOON 12-2		PM 4-6		Off Peak Volumes	
	Volume	%	Volume	%	Volume	%	Volume	%
	863	↔ 19%	481	↔ 11%	725	↔ 16%	2401	↔ 54%

Street Name	Direction	Percentiles					ADT
		15th	50th	Average	85th	95th	
SW 118th Ave	Summary	24	29	29	35	39	4470

SW 118th Ave S/O SW 48th St

Day: Thursday  
 Date: 5/18/2023

City: Cooper City  
 Project #: FL23\_140259\_002

DAILY TOTALS										NB		SB		EB		WB		Total
										2,107		2,363		0		0		4,470
AM Period	NB	SB	EB	WB	TOTAL	PMI Period	NB	SB	EB	WB	TOTAL							
00:00	1	4	0	0	5	12:00	25	29	0	0	54							
00:15	1	6	0	0	7	12:15	20	26	0	0	46							
00:30	3	1	0	0	4	12:30	14	38	0	0	52							
00:45	1	6	4	15	21	12:45	25	84	24	117	0	0	49	201				
01:00	0	0	0	0	0	13:00	20	34	0	0	54							
01:15	1	3	0	0	4	13:15	27	41	0	0	68							
01:30	1	0	0	0	1	13:30	17	60	0	0	77							
01:45	0	2	1	4	7	13:45	32	96	49	184	0	0	81	280				
02:00	2	1	1	0	4	14:00	78	42	0	0	120							
02:15	2	1	0	0	3	14:15	42	32	0	0	74							
02:30	1	1	0	0	2	14:30	40	28	0	0	68							
02:45	2	7	0	3	12	14:45	28	188	45	147	0	0	73	335				
03:00	0	1	0	0	1	15:00	50	45	0	0	95							
03:15	3	0	0	0	3	15:15	41	52	0	0	93							
03:30	2	2	0	0	4	15:30	37	36	0	0	73							
03:45	1	6	1	4	12	15:45	37	165	63	196	0	0	100	361				
04:00	5	0	0	0	5	16:00	41	46	0	0	87							
04:15	1	2	0	0	3	16:15	33	54	0	0	87							
04:30	0	2	0	0	2	16:30	40	54	0	0	94							
04:45	1	7	4	8	15	16:45	37	151	54	208	0	0	91	359				
05:00	4	2	0	0	6	17:00	43	43	0	0	86							
05:15	6	2	0	0	8	17:15	30	44	0	0	74							
05:30	6	4	0	0	10	17:30	32	52	0	0	84							
05:45	10	26	5	13	54	17:45	28	133	94	233	0	0	122	366				
06:00	8	6	0	0	14	18:00	29	57	0	0	86							
06:15	13	7	0	0	20	18:15	28	47	0	0	75							
06:30	17	11	0	0	28	18:30	34	43	0	0	77							
06:45	25	63	13	37	100	18:45	24	115	53	200	0	0	77	315				
07:00	36	27	0	0	63	19:00	21	33	0	0	54							
07:15	52	48	0	0	100	19:15	30	34	0	0	64							
07:30	97	92	0	0	189	19:30	29	35	0	0	64							
07:45	112	297	76	243	540	19:45	25	105	34	136	0	0	59	241				
08:00	71	35	0	0	106	20:00	29	24	0	0	53							
08:15	37	26	0	0	63	20:15	32	32	0	0	64							
08:30	61	29	0	0	90	20:30	18	33	0	0	51							
08:45	34	203	30	120	323	20:45	5	84	21	110	0	0	26	194				
09:00	23	27	0	0	50	21:00	25	15	0	0	40							
09:15	32	21	0	0	53	21:15	12	13	0	0	25							
09:30	22	23	0	0	45	21:30	4	6	0	0	10							
09:45	22	99	21	92	191	21:45	4	45	14	48	0	0	18	93				
10:00	30	18	0	0	48	22:00	8	10	0	0	18							
10:15	16	22	0	0	38	22:15	3	12	0	0	15							
10:30	19	19	0	0	38	22:30	5	7	0	0	12							
10:45	23	88	27	86	174	22:45	3	19	9	38	0	0	12	57				
11:00	26	26	0	0	52	23:00	4	5	0	0	9							
11:15	21	26	0	0	47	23:15	8	7	0	0	15							
11:30	31	30	0	0	61	23:30	1	3	0	0	4							
11:45	22	100	23	105	205	23:45	5	18	1	16	0	0	6	34				
TOTALS	904	730			1634	TOTALS	1203	1633			2836							
SPLIT %	55.3%	44.7%			36.6%	SPLIT %	42.4%	57.6%			63.4%							
<b>DAILY TOTALS</b>										NB		SB		EB		WB		Total
										2,107		2,363		0		0		4,470
AM Peak Hour	07:15	07:15			07:15	PM Peak Hour	13:45	17:30			15:45							
AM Pk Volume	332	251			583	PM Pk Volume	192	250			368							
Pk Hr Factor	0.741	0.682			0.771	Pk Hr Factor	0.615	0.665			0.920							
7 - 9 Volume	500	363	0	0	863	4 - 6 Volume	284	441	0	0	725							
7 - 9 Peak Hour	07:15	07:15			07:15	4 - 6 Peak Hour	16:15	17:00			17:00							
7 - 9 Pk Volume	332	251	0	0	583	4 - 6 Pk Volume	153	233	0	0	366							
Pk Hr Factor	0.741	0.682	0.000	0.000	0.771	Pk Hr Factor	0.890	0.620	0.000	0.000	0.750							



North Bound														
Time	< 15	15 - 19	20 - 24	25 - 29	30 - 34	35 - 39	40 - 44	45 - 49	50 - 54	55 - 59	60 - 64	65 - 69	70 +	Total
00:00 AM	0	0	0	0	0	0	0	0	0	0	0	0	0	0
00:15	0	0	0	0	0	0	0	0	0	0	0	0	0	0
00:30	0	0	0	0	0	0	1	0	0	0	0	0	0	1
00:45	0	0	0	0	0	0	1	0	0	0	0	0	0	1
01:00	0	0	0	0	0	0	0	0	0	0	0	0	0	0
01:15	0	0	0	0	0	0	0	0	0	0	0	0	0	0
01:30	0	0	0	0	0	0	0	0	0	0	0	0	0	0
01:45	0	0	0	0	0	0	0	0	0	0	0	0	0	0
02:00	0	0	0	1	0	0	0	0	0	0	0	0	0	1
02:15	0	0	2	0	2	0	0	0	0	0	0	0	0	3
02:30	0	0	0	0	1	0	0	0	0	0	0	0	0	1
02:45	0	0	0	0	0	0	0	0	0	0	0	0	0	0
03:00	0	0	0	0	1	0	0	0	0	0	0	0	0	1
03:15	0	0	0	1	1	0	0	0	0	0	0	0	0	2
03:30	0	0	0	0	0	0	0	0	0	0	0	0	0	0
03:45	0	0	0	0	1	1	0	0	0	0	0	0	0	2
04:00	0	0	0	1	0	1	0	0	0	0	0	0	0	2
04:15	0	0	0	1	0	0	0	0	0	0	0	0	0	1
04:30	0	0	1	0	0	0	0	0	0	0	0	0	0	1
04:45	0	0	0	2	1	0	0	0	0	0	0	0	0	3
05:00	0	0	0	1	1	0	0	0	0	0	0	0	0	2
05:15	0	0	0	2	1	0	0	0	0	0	0	0	0	3
05:30	0	0	0	4	1	0	0	0	0	0	0	0	0	5
05:45	0	0	0	1	3	1	0	0	0	0	0	0	0	5
06:00	0	0	2	3	1	0	0	0	0	0	0	0	0	6
06:15	0	0	6	6	4	0	0	0	0	0	0	0	0	16
06:30	0	0	8	6	4	0	0	0	0	0	0	0	0	18
06:45	0	0	2	15	3	1	0	0	0	0	0	0	0	21
07:00	0	0	11	9	2	0	0	0	0	0	0	0	0	22
07:15	0	2	10	16	3	0	0	0	0	0	0	0	0	31
07:30	2	8	18	8	8	0	0	0	0	0	0	0	0	44
07:45	1	8	29	19	4	0	0	0	0	0	0	0	0	61
08:00	1	1	3	11	5	0	0	0	0	0	0	0	0	21
08:15	0	0	6	10	4	0	0	0	0	0	0	0	0	20
08:30	0	2	12	14	5	1	0	0	0	0	0	0	0	34
08:45	0	0	3	5	8	2	0	0	0	0	0	0	0	18
09:00	0	2	4	13	6	0	0	0	0	0	0	0	0	25
09:15	0	1	4	7	3	0	0	0	0	0	0	0	0	15
09:30	0	0	1	8	4	1	0	0	0	0	0	0	0	14
09:45	0	0	1	6	1	0	0	0	0	0	0	0	0	8
10:00	0	3	5	8	2	0	0	0	0	0	0	0	0	18
10:15	0	3	3	14	3	0	0	0	0	0	0	0	0	23
10:30	0	0	2	11	3	1	0	0	0	0	0	0	0	17
10:45	0	3	2	11	2	0	0	0	0	0	0	0	0	18
11:00	0	1	2	8	2	0	0	0	0	0	0	0	0	13
11:15	0	0	2	4	4	0	0	0	0	0	0	0	0	10
11:30	0	0	1	4	3	0	0	0	0	0	0	0	0	8
11:45	0	0	0	7	6	2	0	0	0	0	0	0	0	15
12:00 PM	0	0	5	3	0	0	0	0	0	0	0	0	0	12
12:15	0	0	2	7	5	0	0	0	0	0	0	0	0	14
12:30	0	0	6	6	2	0	0	0	0	0	0	0	0	14
12:45	0	0	5	12	3	0	0	0	0	0	0	0	0	20
13:00	0	1	7	7	2	0	0	0	0	0	0	0	0	17
13:15	0	0	4	11	5	0	0	0	0	0	0	0	0	20
13:30	0	3	7	15	2	0	0	0	0	0	0	0	0	27
13:45	3	11	4	9	5	0	0	0	0	0	0	0	0	32
14:00	4	5	7	2	0	0	0	0	0	0	0	0	0	18
14:15	0	0	6	5	6	1	0	0	0	0	0	0	0	18
14:30	0	1	9	4	3	0	0	0	0	0	0	0	0	17
14:45	0	1	5	10	5	0	0	0	0	0	0	0	0	21
15:00	0	0	3	11	10	12	0	0	0	0	0	0	0	28
15:15	0	0	3	3	4	0	0	0	0	0	0	0	0	10
15:30	0	0	4	13	4	0	0	0	0	0	0	0	0	21
15:45	0	0	4	15	4	0	0	0	0	0	0	0	0	23
16:00	0	0	4	8	4	0	0	0	0	0	0	0	0	16
16:15	2	0	2	7	4	0	0	0	0	0	0	0	0	15
16:30	0	0	3	11	3	0	0	0	0	0	0	0	0	17
16:45	0	1	3	9	5	1	0	0	0	0	0	0	0	19
17:00	0	1	4	9	3	0	0	0	0	0	0	0	0	17
17:15	0	0	3	9	8	0	0	0	0	0	0	0	0	20
17:30	0	0	2	8	6	0	0	0	0	0	0	0	0	16
17:45	0	1	5	14	4	0	0	0	0	0	0	0	0	28
18:00	0	0	5	18	7	2	0	0	0	0	0	0	0	32
18:15	0	0	7	14	5	0	0	0	0	0	0	0	0	26
18:30	0	0	9	10	5	0	0	0	0	0	0	0	0	24
18:45	0	0	3	15	3	0	0	0	0	0	0	0	0	21
19:00	0	0	4	7	8	0	0	0	0	0	0	0	0	20
19:15	0	0	4	7	2	0	0	0	0	0	0	0	0	13
19:30	0	0	2	1	3	1	0	0	0	0	0	0	0	7
19:45	0	0	3	5	2	0	0	0	0	0	0	0	0	10
20:00	0	0	0	8	5	1	0	0	0	0	0	0	0	14
20:15	0	0	6	4	3	0	0	0	0	0	0	0	0	13
20:30	0	1	9	5	2	0	0	0	0	0	0	0	0	9
20:45	0	0	1	3	1	0	0	0	0	0	0	0	0	5
21:00	0	1	3	6	1	0	0	0	0	0	0	0	0	11
21:15	0	0	1	4	3	1	0	0	0	0	0	0	0	9
21:30	1	0	3	2	1	0	0	0	0	0	0	0	0	6
21:45	1	0	0	0	0	0	0	0	0	0	0	0	0	2
22:00	0	0	0	4	1	0	0	0	0	0	0	0	0	5
22:15	0	0	1	1	0	0	0	0	0	0	0	0	0	2
22:30	0	1	0	2	0	0	0	0	0	0	0	0	0	3
22:45	0	0	2	0	0	0	0	0	0	0	0	0	0	2
23:00	0	0	2	0	3	0	0	0	0	0	0	0	0	5
23:15	0	0	0	0	1	0	0	0	0	0	0	0	0	1
23:30	0	0	1	0	3	0	0	0	0	0	0	0	0	4
23:45	0	0	0	2	0	1	0	0	0	0	0	0	0	3
<b>Totals</b>	<b>14</b>	<b>62</b>	<b>308</b>	<b>559</b>	<b>264</b>	<b>20</b>								<b>1227</b>
<b>% of Totals</b>	<b>1%</b>	<b>5%</b>	<b>25%</b>	<b>46%</b>	<b>22%</b>	<b>2%</b>								<b>100%</b>

Directional Peak Periods	AM 7-9		NOON 12-2		PM 4-6		Off Peak Volumes	
All Classes	Volume	%	Volume	%	Volume	%	Volume	%
	251	20%	156	13%	148	12%	672	55%

Street Name		Percentiles					
Direction		15th	50th	Average	85th	95th	ADT
SW 118th Ave	North Bound	22	27	27	32	34	1227
SW 118th Ave	South Bound	25	30	30	34	38	1383

**South Bound**

Time	< 15	15 - 19	20 - 24	25 - 29	30 - 34	35 - 39	40 - 44	45 - 49	50 - 54	55 - 59	60 - 64	65 - 69	70 +	Total
00:00 AM	0	0	1	0	1	1	0	0	0	0	0	0	0	3
00:15	0	0	1	0	1	0	0	0	0	0	0	0	0	1
00:30	0	0	1	2	0	0	0	0	0	0	0	0	0	3
00:45	0	0	0	0	1	0	0	0	0	0	0	0	0	1
01:00	0	0	0	0	0	0	0	0	0	0	0	0	0	0
01:15	0	0	0	0	0	0	0	0	0	0	0	0	0	0
01:30	0	0	0	0	0	0	0	0	0	0	0	0	0	0
01:45	0	0	0	0	0	0	0	0	0	0	0	0	0	0
02:00	0	0	0	0	0	0	0	0	0	0	0	0	0	0
02:15	0	0	0	1	1	0	0	0	0	0	0	0	0	2
02:30	0	0	0	0	0	0	0	0	0	0	0	0	0	0
02:45	0	0	0	0	0	0	0	0	0	0	0	0	0	0
03:00	0	0	0	0	0	0	0	0	0	0	0	0	0	0
03:15	0	0	0	0	0	0	0	0	0	0	0	0	0	0
03:30	0	0	0	0	0	0	0	0	0	0	0	0	0	0
03:45	0	0	0	0	1	0	0	0	0	0	0	0	0	1
04:00	0	1	0	0	0	1	0	0	0	0	0	0	0	2
04:15	0	0	0	0	1	0	1	0	0	0	0	0	0	2
04:30	0	0	0	0	1	0	0	0	0	0	0	0	0	1
04:45	0	0	1	0	1	0	0	0	0	0	0	0	0	2
05:00	0	0	1	0	0	0	0	0	0	0	0	0	0	1
05:15	0	0	0	0	0	0	0	0	0	0	0	0	0	0
05:30	0	0	0	0	1	0	0	0	0	0	0	0	0	1
05:45	0	1	0	0	0	0	0	0	0	0	0	0	0	1
06:00	0	0	0	2	0	0	0	0	0	0	0	0	0	2
06:15	0	0	0	5	2	0	0	0	0	0	0	0	0	7
06:30	0	0	1	0	1	1	0	1	0	0	0	0	0	4
06:45	0	0	0	0	2	1	0	0	0	0	0	0	0	3
07:00	0	0	1	4	2	0	0	0	0	0	0	0	0	7
07:15	0	1	4	7	3	2	0	0	0	0	0	0	0	17
07:30	1	0	11	15	4	1	0	0	0	0	0	0	0	32
07:45	0	6	19	20	10	2	1	0	0	0	0	0	0	52
08:00	0	0	3	16	10	3	0	0	0	0	0	0	0	31
08:15	0	0	3	5	7	0	0	0	0	0	0	0	0	15
08:30	0	0	2	9	3	2	0	0	0	0	0	0	0	16
08:45	0	0	3	5	3	2	2	0	0	0	0	0	0	15
09:00	0	0	3	2	5	2	0	1	0	0	0	0	0	11
09:15	0	0	0	5	3	3	0	0	0	0	0	0	0	13
09:30	0	0	2	4	4	1	0	0	0	0	0	0	0	11
09:45	0	0	1	4	2	0	0	0	0	0	0	0	0	7
10:00	1	1	2	3	5	2	0	0	0	0	0	0	0	14
10:15	0	0	0	4	4	0	0	0	0	0	0	0	0	8
10:30	0	0	2	5	4	1	0	0	0	0	0	0	0	12
10:45	0	0	2	4	6	2	0	0	0	0	0	0	0	14
11:00	0	0	2	4	8	2	0	0	0	0	0	0	0	16
11:15	0	1	1	7	2	1	1	0	0	0	0	0	0	13
11:30	0	0	3	5	7	1	0	0	0	0	0	0	0	16
11:45	0	2	3	5	5	0	1	0	0	0	0	0	0	16
12:00 PM	0	0	4	7	6	2	1	0	0	0	0	0	0	20
12:15	0	0	3	4	6	1	0	1	0	0	0	0	0	15
12:30	0	0	3	4	5	2	0	0	0	0	0	0	0	14
12:45	0	0	4	8	3	0	0	0	0	0	0	0	0	15
13:00	1	0	4	12	2	3	0	0	0	0	0	0	0	22
13:15	0	0	3	6	7	2	0	0	0	0	0	0	0	16
13:30	0	2	4	8	10	4	0	0	0	0	0	0	0	28
13:45	3	3	7	14	14	1	0	0	0	0	0	0	0	42
14:00	2	2	5	13	3	0	0	0	0	0	0	0	0	25
14:15	0	0	5	11	8	0	0	0	0	0	0	0	0	24
14:30	0	0	3	11	8	2	1	0	0	0	0	0	0	25
14:45	0	1	3	5	9	1	1	0	0	0	0	0	0	20
15:00	0	0	4	6	10	3	0	0	0	0	0	0	0	20
15:15	0	0	1	9	9	3	1	0	0	0	0	0	0	23
15:30	0	1	6	12	8	3	0	0	0	0	0	0	0	30
15:45	0	0	0	8	11	3	0	0	0	0	0	0	0	22
16:00	0	0	4	10	10	3	0	0	0	0	0	0	0	27
16:15	0	0	3	10	14	2	1	0	0	0	0	0	0	29
16:30	0	0	2	15	12	2	1	0	0	0	0	0	0	32
16:45	0	0	5	20	14	3	0	0	0	0	0	0	0	42
17:00	0	0	2	11	18	4	0	0	0	0	0	0	0	35
17:15	0	0	5	11	19	4	0	1	0	0	0	0	0	40
17:30	0	0	2	15	5	3	0	0	0	0	0	0	0	25
17:45	0	0	3	8	9	11	9	2	0	0	0	0	0	34
18:00	0	0	1	18	13	2	0	0	0	0	0	0	0	34
18:15	0	0	1	10	18	6	0	0	0	0	0	0	0	35
18:30	0	1	2	15	12	5	1	0	0	0	0	0	0	36
18:45	0	0	2	10	10	8	1	0	0	0	0	0	0	31
19:00	0	1	3	7	10	0	0	0	0	0	0	0	0	21
19:15	0	0	2	8	9	3	0	0	0	0	0	0	0	22
19:30	0	0	4	10	7	2	1	0	0	0	0	0	0	24
19:45	0	0	3	13	15	2	0	0	0	0	0	0	0	33
20:00	0	0	3	7	12	0	1	0	0	0	0	0	0	23
20:15	0	0	1	10	4	3	0	0	0	0	0	0	0	18
20:30	0	0	3	0	4	2	0	0	0	0	0	0	0	10
20:45	0	0	5	3	2	1	0	0	0	0	0	0	0	11
21:00	0	0	3	6	4	1	0	0	0	0	0	0	0	14
21:15	0	0	0	7	3	0	1	0	0	0	0	0	0	11
21:30	0	1	1	3	4	0	0	0	0	0	0	0	0	9
21:45	0	1	3	1	3	0	0	0	0	0	0	0	0	6
22:00	0	0	3	2	3	1	1	1	0	0	0	0	0	11
22:15	0	0	1	4	2	1	0	0	0	0	0	0	0	8
22:30	0	0	0	2	3	1	0	0	0	0	0	0	0	6
22:45	0	0	1	3	2	0	0	0	0	0	0	0	0	6
23:00	0	0	0	1	2	1	0	0	0	0	0	0	0	4
23:15	0	0	0	0	1	2	1	0	0	0	0	0	0	4
23:30	0	0	2	0	2	1	0	0	0	0	0	0	0	5
23:45	0	0	1	0	1	1	0	0	0	0	0	0	0	3
<b>Totals</b>	<b>8</b>	<b>26</b>	<b>183</b>	<b>525</b>	<b>480</b>	<b>133</b>	<b>20</b>	<b>6</b>						<b>1383</b>
<b>% of Totals</b>	<b>1%</b>	<b>2%</b>	<b>13%</b>	<b>38%</b>	<b>35%</b>	<b>10%</b>	<b>1%</b>	<b>0%</b>						<b>100%</b>

AM Volumes		PM Volumes		Directional Peak Periods			
Volume	%	Volume	%	AM 7-9	NOON 12-2	PM 4-6	Off Peak Volumes
133	1%	133	1%	185	172	264	762
63	5%	63	5%	13%	12%	19%	55%

Street Name	Direction	15th	50th	Average	85th	95th	ADT
SW 118th Ave	North Bound	22	27	27	32	34	1227
SW 118th Ave	South Bound	25	30	30	34	38	1383

Summary

Time	< 15	15 - 19	20 - 24	25 - 29	30 - 34	35 - 39	40 - 44	45 - 49	50 - 54	55 - 59	60 - 64	65 - 69	70 +	Total
00:00 AM	0	0	1	0	1	1	0	0	0	0	0	0	0	3
00:15	0	0	1	0	1	0	0	0	0	0	0	0	0	1
00:30	0	0	1	2	0	1	0	0	0	0	0	0	0	4
00:45	0	0	0	0	1	0	0	0	0	0	0	0	0	2
01:00	0	0	0	0	0	0	0	0	0	0	0	0	0	0
01:15	0	0	0	0	0	0	0	0	0	0	0	0	0	0
01:30	0	0	0	0	0	0	0	0	0	0	0	0	0	0
01:45	0	0	0	0	0	0	0	0	0	0	0	0	0	0
02:00	0	0	0	1	0	0	0	0	0	0	0	0	0	1
02:15	0	0	2	1	3	0	0	0	0	0	0	0	0	5
02:30	0	0	0	1	0	0	0	0	0	0	0	0	0	1
02:45	0	0	0	0	0	0	0	0	0	0	0	0	0	0
03:00	0	0	0	0	1	0	0	0	0	0	0	0	0	1
03:15	0	0	0	1	1	0	0	0	0	0	0	0	0	2
03:30	0	0	0	0	0	0	0	0	0	0	0	0	0	0
03:45	0	0	0	2	1	0	0	0	0	0	0	0	0	3
04:00	0	1	0	1	0	2	0	0	0	0	0	0	0	4
04:15	0	0	0	1	1	0	1	0	0	0	0	0	0	3
04:30	0	0	1	0	1	0	0	0	0	0	0	0	0	2
04:45	0	0	1	2	2	0	0	0	0	0	0	0	0	5
05:00	0	0	3	1	1	0	0	0	0	0	0	0	0	5
05:15	0	0	0	2	1	0	0	0	0	0	0	0	0	3
05:30	0	0	0	4	2	0	0	0	0	0	0	0	0	6
05:45	0	1	0	1	3	1	0	0	0	0	0	0	0	6
06:00	0	0	2	5	1	0	0	0	0	0	0	0	0	8
06:15	0	0	6	11	6	0	0	0	0	0	0	0	0	23
06:30	0	0	4	6	6	1	0	1	0	0	0	0	0	17
06:45	0	0	2	15	5	2	0	0	0	0	0	0	0	24
07:00	0	0	12	13	4	0	0	0	0	0	0	0	0	29
07:15	0	3	14	23	6	2	0	0	0	0	0	0	0	48
07:30	3	8	29	23	12	1	0	0	0	0	0	0	0	76
07:45	1	14	42	39	14	2	1	0	0	0	0	0	0	113
08:00	1	1	5	27	15	3	0	0	0	0	0	0	0	52
08:15	0	0	9	15	11	0	0	0	0	0	0	0	0	35
08:30	0	2	14	23	8	3	0	0	0	0	0	0	0	50
08:45	0	0	6	10	11	4	2	0	0	0	0	0	0	33
09:00	0	2	5	15	11	2	0	1	0	0	0	0	0	36
09:15	0	1	4	12	8	3	0	0	0	0	0	0	0	28
09:30	0	0	3	12	8	2	0	0	0	0	0	0	0	25
09:45	0	0	2	10	3	0	0	0	0	0	0	0	0	15
10:00	1	4	7	11	7	2	0	0	0	0	0	0	0	32
10:15	0	3	3	18	7	0	0	0	0	0	0	0	0	31
10:30	0	0	4	16	7	2	0	0	0	0	0	0	0	29
10:45	0	3	4	15	8	2	0	0	0	0	0	0	0	32
11:00	0	1	4	12	10	2	0	0	0	0	0	0	0	29
11:15	0	1	3	11	6	1	1	0	0	0	0	0	0	23
11:30	0	0	4	9	10	1	0	0	0	0	0	0	0	24
11:45	0	2	3	12	11	2	1	0	0	0	0	0	0	31
12:00 PM	0	0	9	10	10	2	1	0	0	0	0	0	0	32
12:15	0	0	5	11	11	1	0	1	0	0	0	0	0	29
12:30	0	0	9	10	7	2	0	0	0	0	0	0	0	28
12:45	0	0	9	20	6	0	0	0	0	0	0	0	0	35
13:00	1	1	11	19	4	3	0	0	0	0	0	0	0	39
13:15	0	0	5	17	12	2	0	0	0	0	0	0	0	36
13:30	0	5	11	23	12	4	0	0	0	0	0	0	0	55
13:45	6	14	11	23	19	1	0	0	0	0	0	0	0	74
14:00	6	7	12	15	3	0	0	0	0	0	0	0	0	43
14:15	0	0	11	16	14	1	0	0	0	0	0	0	0	42
14:30	0	1	12	15	11	2	1	0	0	0	0	0	0	42
14:45	0	2	8	15	14	1	1	0	0	0	0	0	0	41
15:00	0	0	2	16	22	3	0	0	0	0	0	0	0	43
15:15	0	0	4	12	13	3	1	0	0	0	0	0	0	33
15:30	0	1	10	25	12	3	0	0	0	0	0	0	0	51
15:45	0	0	4	23	15	3	0	0	0	0	0	0	0	45
16:00	0	0	8	18	14	3	0	0	0	0	0	0	0	43
16:15	2	0	4	17	18	2	1	0	0	0	0	0	0	44
16:30	0	0	5	26	15	2	1	0	0	0	0	0	0	49
16:45	0	1	8	29	19	4	0	0	0	0	0	0	0	61
17:00	0	1	6	20	21	4	0	0	0	0	0	0	0	52
17:15	0	0	8	20	27	4	0	1	0	0	0	0	0	60
17:30	0	0	4	23	11	3	0	0	0	0	0	0	0	44
17:45	0	1	12	23	15	9	2	0	0	0	0	0	0	62
18:00	0	0	6	36	20	4	0	0	0	0	0	0	0	66
18:15	0	0	8	24	23	6	0	0	0	0	0	0	0	61
18:30	0	1	11	25	17	5	1	0	0	0	0	0	0	60
18:45	0	0	5	25	13	8	1	0	0	0	0	0	0	52
19:00	0	1	4	14	18	0	0	0	0	0	0	0	0	41
19:15	0	0	6	15	11	3	0	0	0	0	0	0	0	35
19:30	0	0	6	11	10	3	1	0	0	0	0	0	0	31
19:45	0	0	6	18	17	2	0	0	0	0	0	0	0	43
20:00	0	0	3	15	17	1	1	0	0	0	0	0	0	37
20:15	0	0	7	14	7	3	0	0	0	0	0	0	0	34
20:30	0	1	6	9	2	5	2	0	1	0	0	0	0	19
20:45	0	0	6	6	3	1	0	0	0	0	0	0	0	16
21:00	0	1	6	12	5	1	0	0	0	0	0	0	0	25
21:15	0	0	1	11	6	1	1	0	0	0	0	0	0	20
21:30	0	1	4	5	5	0	0	0	0	0	0	0	0	15
21:45	1	1	3	1	1	0	0	0	0	0	0	0	0	8
22:00	0	0	3	6	4	1	1	1	0	0	0	0	0	16
22:15	0	0	2	5	2	1	0	0	0	0	0	0	0	10
22:30	0	1	0	4	3	1	0	0	0	0	0	0	0	9
22:45	0	0	3	3	2	0	0	0	0	0	0	0	0	8
23:00	0	0	2	1	5	1	0	0	0	0	0	0	0	9
23:15	0	0	0	0	1	0	0	0	0	0	0	0	0	5
23:30	0	0	3	0	5	1	0	0	0	0	0	0	0	9
23:45	0	0	0	3	0	1	2	0	0	0	0	0	0	6
Totals	22	88	493	1084	744	153	20	6						2610
% of Totals	1%	3%	19%	42%	29%	6%	1%	0%						100%

Directional Peak Periods	Volume	%	Volume	%	Volume	%	Volume	%
All Classes	436	17%	328	13%	412	16%	1434	55%

Street Name	Direction	15th	50th	Average	85th	95th	ADT
SW 118th Ave	Summary	23	28	28	34	37	2610

# SPEED

SW 118th Ave S/O SW 50th St

Day: Tuesday  
Date: 5/16/2023

City: Cooper City  
Project #: FL23\_140259\_003n

## North Bound

Time	< 15	15 - 19	20 - 24	25 - 29	30 - 34	35 - 39	40 - 44	45 - 49	50 - 54	55 - 59	60 - 64	65 - 69	70 +	Total
00:00 AM	0	0	0	0	0	2	0	0	0	0	0	0	0	2
01:00	0	0	0	0	0	0	0	0	0	0	0	0	0	0
02:00	0	0	1	2	2	0	0	0	0	0	0	0	0	5
03:00	0	0	0	2	3	0	0	0	0	0	0	0	0	5
04:00	0	0	1	4	1	1	0	0	0	0	0	0	0	7
05:00	0	0	0	8	6	1	0	0	0	0	0	0	0	15
06:00	0	0	13	30	12	1	0	0	0	0	0	0	0	56
07:00	3	18	68	52	17	0	0	0	0	0	0	0	0	158
08:00	1	3	24	40	22	3	0	0	0	0	0	0	0	93
09:00	0	3	10	34	14	1	0	0	0	0	0	0	0	62
10:00	0	9	12	44	10	1	0	0	0	0	0	0	0	76
11:00	0	1	5	23	15	2	0	0	0	0	0	0	0	46
12:00 PM	0	0	18	28	14	0	0	0	0	0	0	0	0	60
13:00	3	15	22	42	14	0	0	0	0	0	0	0	0	96
14:00	4	7	27	21	14	1	0	0	0	0	0	0	0	74
15:00	0	0	12	41	24	0	0	0	0	0	0	0	0	77
16:00	2	1	12	35	16	1	0	0	0	0	0	0	0	67
17:00	0	2	18	40	21	0	0	0	0	0	0	0	0	81
18:00	0	0	24	57	20	2	0	0	0	0	0	0	0	103
19:00	0	0	14	20	15	1	0	0	0	0	0	0	0	50
20:00	0	1	12	17	10	1	0	0	0	0	0	0	0	41
21:00	1	1	7	12	6	1	0	0	0	0	0	0	0	28
22:00	0	1	3	7	1	0	0	0	0	0	0	0	0	12
23:00	0	0	5	0	7	1	0	0	0	0	0	0	0	13
<b>Totals</b>	<b>14</b>	<b>62</b>	<b>308</b>	<b>559</b>	<b>264</b>	<b>20</b>								<b>1227</b>
<b>% of Totals</b>	<b>1%</b>	<b>5%</b>	<b>25%</b>	<b>46%</b>	<b>22%</b>	<b>2%</b>								<b>100%</b>

<b>AM Volumes</b>	4	34	134	239	102	12	0	0	0	0	0	0	0	525
<b>% AM</b>	0%	3%	11%	19%	8%	1%								43%
<b>AM Peak Hour</b>	07:00	07:00	07:00	07:00	08:00	08:00								07:00
<b>Volume</b>	3	18	68	52	22	3								158
<b>PM Volumes</b>	10	28	174	320	162	8	0	0	0	0	0	0	0	702
<b>% PM</b>	1%	2%	14%	26%	13%	1%								57%
<b>PM Peak Hour</b>	14:00	13:00	14:00	18:00	15:00	18:00								18:00
<b>Volume</b>	4	15	27	57	24	2								103

Directional Peak Periods All Speeds	AM 7-9		NOON 12-2		PM 4-6		Off Peak Volumes	
	Volume	%	Volume	%	Volume	%	Volume	%
	251	↔ 20%	156	↔ 13%	148	↔ 12%	672	↔ 55%

Street Name	Direction	Percentiles					ADT
		15th	50th	Average	85th	95th	
SW 118th Ave	North Bound	22	27	27	32	34	1227
SW 118th Ave	South Bound	25	30	30	34	38	1383



# SPEED

## SW 118th Ave S/O SW 50th St

Day: Tuesday  
Date: 5/16/2023

City: Cooper City  
Project #: FL23\_140259\_003s

### South Bound

Time	< 15	15 - 19	20 - 24	25 - 29	30 - 34	35 - 39	40 - 44	45 - 49	50 - 54	55 - 59	60 - 64	65 - 69	70 +	Total
00:00 AM	0	0	2	3	2	1	0	0	0	0	0	0	0	8
01:00	0	0	0	0	0	0	0	0	0	0	0	0	0	0
02:00	0	0	0	1	1	0	0	0	0	0	0	0	0	2
03:00	0	0	0	1	0	0	0	0	0	0	0	0	0	1
04:00	0	1	1	0	3	1	1	0	0	0	0	0	0	7
05:00	0	1	1	0	1	0	0	0	0	0	0	0	0	3
06:00	0	0	1	7	5	2	0	1	0	0	0	0	0	16
07:00	1	7	29	46	19	5	1	0	0	0	0	0	0	108
08:00	0	0	10	35	23	7	2	0	0	0	0	0	0	77
09:00	0	0	4	15	16	6	0	1	0	0	0	0	0	42
10:00	1	1	6	16	19	5	0	0	0	0	0	0	0	48
11:00	0	3	9	21	22	4	2	0	0	0	0	0	0	61
12:00 PM	0	0	14	23	20	5	1	1	0	0	0	0	0	64
13:00	4	5	16	40	33	10	0	0	0	0	0	0	0	108
14:00	2	3	16	40	28	3	2	0	0	0	0	0	0	94
15:00	0	1	8	35	38	12	1	0	0	0	0	0	0	95
16:00	0	0	13	55	50	10	2	0	0	0	0	0	0	130
17:00	0	0	12	46	53	20	2	1	0	0	0	0	0	134
18:00	0	1	6	53	53	21	2	0	0	0	0	0	0	136
19:00	0	1	12	38	41	7	1	0	0	0	0	0	0	100
20:00	0	0	12	20	22	6	1	1	0	0	0	0	0	62
21:00	0	2	5	17	14	1	1	0	0	0	0	0	0	40
22:00	0	0	5	11	10	3	1	1	0	0	0	0	0	31
23:00	0	0	3	2	7	4	0	0	0	0	0	0	0	16
<b>Totals</b>	<b>8</b>	<b>26</b>	<b>185</b>	<b>525</b>	<b>480</b>	<b>133</b>	<b>20</b>	<b>6</b>						<b>1383</b>
<b>% of Totals</b>	<b>1%</b>	<b>2%</b>	<b>13%</b>	<b>38%</b>	<b>35%</b>	<b>10%</b>	<b>1%</b>	<b>0%</b>						<b>100%</b>

<b>AM Volumes</b>	2	13	63	145	111	31	6	2	0	0	0	0	0	373
<b>% AM</b>	0%	1%	5%	10%	8%	2%	0%	0%						27%
<b>AM Peak Hour</b>	07:00	07:00	07:00	07:00	08:00	08:00	08:00	06:00						07:00
<b>Volume</b>	1	7	29	46	23	7	2	1						108
<b>PM Volumes</b>	6	13	122	380	369	102	14	4	0	0	0	0	0	1010
<b>% PM</b>	0%	1%	9%	27%	27%	7%	1%	0%						73%
<b>PM Peak Hour</b>	13:00	13:00	13:00	16:00	17:00	18:00	14:00	12:00						18:00
<b>Volume</b>	4	5	16	55	53	21	2	1						136

Directional Peak Periods All Speeds	AM 7-9		NOON 12-2		PM 4-6		Off Peak Volumes	
	Volume	%	Volume	%	Volume	%	Volume	%
	185	↔ 13%	172	↔ 12%	264	↔ 19%	762	↔ 55%

Street Name	Direction	Percentiles					ADT
		15th	50th	Average	85th	95th	
SW 118th Ave	North Bound	22	27	27	32	34	1227
SW 118th Ave	South Bound	25	30	30	34	38	1383

# SPEED

SW 118th Ave S/O SW 50th St

Day: Tuesday  
Date: 5/16/2023

City: Cooper City  
Project #: FL23\_140259\_003

## Summary

Time	< 15	15 - 19	20 - 24	25 - 29	30 - 34	35 - 39	40 - 44	45 - 49	50 - 54	55 - 59	60 - 64	65 - 69	70 +	Total
00:00 AM	0	0	2	3	2	3	0	0	0	0	0	0	0	10
01:00	0	0	0	0	0	0	0	0	0	0	0	0	0	0
02:00	0	0	1	3	3	0	0	0	0	0	0	0	0	7
03:00	0	0	0	3	3	0	0	0	0	0	0	0	0	6
04:00	0	1	2	4	4	2	1	0	0	0	0	0	0	14
05:00	0	1	1	8	7	1	0	0	0	0	0	0	0	18
06:00	0	0	14	37	17	3	0	1	0	0	0	0	0	72
07:00	4	25	97	98	36	5	1	0	0	0	0	0	0	266
08:00	1	3	34	75	45	10	2	0	0	0	0	0	0	170
09:00	0	3	14	49	30	7	0	1	0	0	0	0	0	104
10:00	1	10	18	60	29	6	0	0	0	0	0	0	0	124
11:00	0	4	14	44	37	6	2	0	0	0	0	0	0	107
12:00 PM	0	0	32	51	34	5	1	1	0	0	0	0	0	124
13:00	7	20	38	82	47	10	0	0	0	0	0	0	0	204
14:00	6	10	43	61	42	4	2	0	0	0	0	0	0	168
15:00	0	1	20	76	62	12	1	0	0	0	0	0	0	172
16:00	2	1	25	90	66	11	2	0	0	0	0	0	0	197
17:00	0	2	30	86	74	20	2	1	0	0	0	0	0	215
18:00	0	1	30	110	73	23	2	0	0	0	0	0	0	239
19:00	0	1	26	58	56	8	1	0	0	0	0	0	0	150
20:00	0	1	24	37	32	7	1	1	0	0	0	0	0	103
21:00	1	3	12	29	20	2	1	0	0	0	0	0	0	68
22:00	0	1	8	18	11	3	1	1	0	0	0	0	0	43
23:00	0	0	8	2	14	5	0	0	0	0	0	0	0	29
<b>Totals</b>	<b>22</b>	<b>88</b>	<b>493</b>	<b>1084</b>	<b>744</b>	<b>153</b>	<b>20</b>	<b>6</b>						<b>2610</b>
<b>% of Totals</b>	<b>1%</b>	<b>3%</b>	<b>19%</b>	<b>42%</b>	<b>29%</b>	<b>6%</b>	<b>1%</b>	<b>0%</b>						<b>100%</b>

<b>AM Volumes</b>	6	47	197	384	213	43	6	2	0	0	0	0	0	898
<b>% AM</b>	0%	2%	8%	15%	8%	2%	0%	0%						34%
<b>AM Peak Hour</b>	07:00	07:00	07:00	07:00	08:00	08:00	08:00	06:00						07:00
<b>Volume</b>	4	25	97	98	45	10	2	1						266
<b>PM Volumes</b>	16	41	296	700	531	110	14	4	0	0	0	0	0	1712
<b>% PM</b>	1%	2%	11%	27%	20%	4%	1%	0%						66%
<b>PM Peak Hour</b>	13:00	13:00	14:00	18:00	17:00	18:00	14:00	12:00						18:00
<b>Volume</b>	7	20	43	110	74	23	2	1						239

Directional Peak Periods All Speeds	AM 7-9		NOON 12-2		PM 4-6		Off Peak Volumes	
	Volume	%	Volume	%	Volume	%	Volume	%
	436	↔ 17%	328	↔ 13%	412	↔ 16%	1434	↔ 55%

Street Name	Direction	Percentiles					
		15th	50th	Average	85th	95th	ADT
SW 118th Ave	Summary	23	28	28	34	37	2610

SW 118th Ave S/O SW 50th St

Day: Tuesday  
 Date: 5/16/2023

City: Cooper City  
 Project #: FL23\_140259\_003

DAILY TOTALS										NB		SB		EB		WB		TOTAL	
										1,227		1,383		0		0		2,610	
AM Period	NB	SB	EB	WB	TOTAL	PM Period	NB	SB	EB	WB	TOTAL							Total	
00:00	0	3	0	0	3	12:00	12	20	0	0	32							32	
00:15	0	1	0	0	1	12:15	14	15	0	0	29							29	
00:30	1	3	0	0	4	12:30	14	14	0	0	28							28	
00:45	1	2	1	0	2	12:45	20	15	64	0	35							124	
01:00	0	0	0	0	0	13:00	17	22	0	0	39							39	
01:15	0	0	0	0	0	13:15	20	16	0	0	36							36	
01:30	0	0	0	0	0	13:30	27	28	0	0	55							55	
01:45	0	0	0	0	0	13:45	32	96	42	108	74							204	
02:00	1	0	0	0	1	14:00	18	25	0	0	43							43	
02:15	3	2	0	0	5	14:15	18	24	0	0	42							42	
02:30	1	1	0	0	1	14:30	17	25	0	0	42							42	
02:45	0	5	0	0	2	14:45	21	74	20	94	41							168	
03:00	1	0	0	0	1	15:00	23	20	0	0	43							43	
03:15	2	0	0	0	2	15:15	10	23	0	0	33							33	
03:30	0	0	0	0	0	15:30	21	30	0	0	51							51	
03:45	2	5	1	0	3	15:45	23	77	22	95	45							172	
04:00	2	2	0	0	4	16:00	16	27	0	0	43							43	
04:15	1	2	0	0	3	16:15	15	29	0	0	44							44	
04:30	1	1	0	0	2	16:30	17	32	0	0	49							49	
04:45	3	7	0	0	5	16:45	19	67	42	130	61							197	
05:00	2	1	0	0	3	17:00	17	35	0	0	52							52	
05:15	3	0	0	0	3	17:15	20	40	0	0	60							60	
05:30	5	1	0	0	6	17:30	16	25	0	0	41							41	
05:45	5	15	1	0	6	17:45	28	81	34	134	62							215	
06:00	6	2	0	0	8	18:00	32	34	0	0	66							66	
06:15	16	7	0	0	23	18:15	26	35	0	0	61							61	
06:30	13	4	0	0	17	18:30	24	36	0	0	60							60	
06:45	21	56	3	0	24	18:45	21	103	31	136	52							239	
07:00	22	7	0	0	29	19:00	20	21	0	0	41							41	
07:15	31	17	0	0	48	19:15	13	22	0	0	35							35	
07:30	44	32	0	0	76	19:30	7	24	0	0	31							31	
07:45	61	158	52	108	113	19:45	10	50	33	100	43							150	
08:00	21	31	0	0	52	20:00	14	23	0	0	37							37	
08:15	20	15	0	0	35	20:15	13	18	0	0	31							31	
08:30	34	16	0	0	50	20:30	9	10	0	0	19							19	
08:45	18	93	15	77	33	20:45	5	41	11	62	16							103	
09:00	25	11	0	0	36	21:00	11	14	0	0	25							25	
09:15	15	13	0	0	28	21:15	9	11	0	0	20							20	
09:30	14	11	0	0	25	21:30	6	9	0	0	15							15	
09:45	8	62	8	42	15	21:45	2	28	6	40	8							68	
10:00	18	14	0	0	32	22:00	5	11	0	0	16							16	
10:15	23	8	0	0	31	22:15	2	8	0	0	10							10	
10:30	17	12	0	0	29	22:30	3	6	0	0	9							9	
10:45	18	76	14	48	32	22:45	2	12	6	31	8							43	
11:00	13	16	0	0	29	23:00	5	4	0	0	9							9	
11:15	10	13	0	0	23	23:15	1	4	0	0	5							5	
11:30	8	16	0	0	24	23:30	4	5	0	0	9							9	
11:45	15	46	16	61	107	23:45	3	13	3	16	6							29	
TOTALS	535	373	0	0	898	TOTALS	702	1010	0	0	1712								
SPLIT %	58.5%	41.5%			34.4%	SPLIT %	41.0%	59.0%			65.6%								
<b>DAILY TOTALS</b>										NB		SB		EB		WB		Total	
										1,227		1,383		0		0		2,610	
AM Peak Hour	07:00	07:15			07:15	PM Peak Hour	17:45	16:30			17:45							17:45	
AM Pk Volume	158	132			289	PM Pk Volume	110	149			110							249	
Pk Hr Factor	0.648	0.635			0.639	Pk Hr Factor	0.859	0.887			0.859							0.943	
7 - 9 Volume	251	185	0	0	436	4 - 6 Volume	148	264	0	0	412							412	
7 - 9 Peak Hour	07:00	07:15			07:15	4 - 6 Peak Hour	17:00	16:30			17:00							16:30	
7 - 9 Pk Volume	158	132	0	0	289	4 - 6 Pk Volume	81	149	0	0	222							222	
Pk Hr Factor	0.648	0.635	0.000	0.000	0.639	Pk Hr Factor	0.723	0.887	0.000	0.000	0.910							0.910	



North Bound

Table with columns: Time, < 15, 15 - 19, 20 - 24, 25 - 29, 30 - 34, 35 - 39, 40 - 44, 45 - 49, 50 - 54, 55 - 59, 60 - 64, 65 - 69, 70 +, Total. Rows list times from 00:00 AM to 23:45.

Summary table with columns: AM Volumes, PM Volumes, Directional Peak Periods, Off Peak Volumes. Includes sub-headers for AM, PM, and Volume.

Table with columns: Street Name, Direction, 15th, 50th, Average, 85th, 95th, ADT. Rows include SW 118th Ave North Bound and South Bound.

**SPEED**  
SW 118th Ave S/O SW 50th St

Day: Wednesday  
Date: 5/17/2023

City: Cooper City  
Project #: FL23\_140259\_003s

South Bound														
Time	< 15	15 - 19	20 - 24	25 - 29	30 - 34	35 - 39	40 - 44	45 - 49	50 - 54	55 - 59	60 - 64	65 - 69	70 +	Total
00:00 AM	0	0	0	0	0	0	0	0	0	0	0	0	0	0
00:15	0	0	0	0	0	0	0	0	0	0	0	0	0	0
00:30	0	0	0	0	0	0	0	0	0	0	0	0	0	0
00:45	0	0	0	0	0	0	0	0	0	0	0	0	0	0
01:00	0	0	0	0	0	0	0	0	0	0	0	0	0	0
01:15	0	0	0	0	0	0	0	0	0	0	0	0	0	0
01:30	0	0	0	0	0	0	0	0	0	0	0	0	0	0
01:45	0	0	0	0	0	0	0	0	0	0	0	0	0	0
02:00	0	0	0	0	0	0	0	0	0	0	0	0	0	0
02:15	0	0	0	0	0	0	0	0	0	0	0	0	0	0
02:30	0	0	0	0	0	0	0	0	0	0	0	0	0	0
02:45	0	0	0	0	0	0	0	0	0	0	0	0	0	0
03:00	0	0	0	0	0	0	0	0	0	0	0	0	0	0
03:15	0	0	0	0	0	0	0	0	0	0	0	0	0	0
03:30	0	0	0	0	0	0	0	0	0	0	0	0	0	0
03:45	0	0	0	0	0	0	0	0	0	0	0	0	0	0
04:00	0	0	0	0	0	0	0	0	0	0	0	0	0	0
04:15	0	0	0	0	0	0	0	0	0	0	0	0	0	0
04:30	0	0	0	0	0	0	0	0	0	0	0	0	0	0
04:45	0	0	0	0	0	0	0	0	0	0	0	0	0	0
05:00	0	0	0	0	0	0	0	0	0	0	0	0	0	0
05:15	0	0	0	0	0	0	0	0	0	0	0	0	0	0
05:30	0	0	0	0	0	0	0	0	0	0	0	0	0	0
05:45	0	0	0	0	0	0	0	0	0	0	0	0	0	0
06:00	0	0	0	0	0	0	0	0	0	0	0	0	0	0
06:15	0	0	0	0	0	0	0	0	0	0	0	0	0	0
06:30	0	0	0	0	0	0	0	0	0	0	0	0	0	0
06:45	0	0	0	0	0	0	0	0	0	0	0	0	0	0
07:00	0	0	1	2	2	2	0	0	0	0	0	0	0	5
07:15	0	2	5	6	8	1	0	0	0	0	0	0	0	22
07:30	0	3	14	18	16	0	1	0	0	0	0	0	0	42
07:45	0	2	16	19	11	1	0	0	0	0	0	0	0	49
08:00	0	1	4	14	4	0	0	0	0	0	0	0	0	23
08:15	0	0	0	5	7	1	0	0	0	0	0	0	0	13
08:30	0	0	1	9	7	3	0	0	0	0	0	0	0	20
08:45	0	0	3	8	4	0	1	0	0	0	0	0	0	16
09:00	0	1	0	6	8	1	0	0	0	0	0	0	0	16
09:15	0	1	3	8	3	1	0	0	0	0	0	0	0	13
09:30	0	0	0	4	4	1	0	0	0	0	0	0	0	9
09:45	0	0	1	6	4	1	0	0	0	0	0	0	0	12
10:00	0	0	1	3	4	1	0	0	0	0	0	0	0	9
10:15	0	0	2	5	5	4	1	0	0	0	0	0	0	17
10:30	0	0	1	7	4	1	0	0	0	0	0	0	0	13
10:45	0	0	1	9	3	2	1	0	0	0	0	0	0	17
11:00	0	0	0	4	4	1	0	0	0	0	0	0	0	9
11:15	0	0	1	8	5	2	0	0	0	0	0	0	0	16
11:30	0	1	4	8	2	1	2	0	0	0	0	0	0	18
11:45	0	0	2	5	4	1	0	0	0	0	0	0	0	12
12:00 PM	0	0	1	5	7	1	0	0	0	0	0	0	0	15
12:15	0	0	3	8	11	4	0	0	0	0	0	0	0	27
12:30	0	0	2	7	6	2	0	0	0	0	0	0	0	17
12:45	0	1	2	7	4	0	0	0	0	0	0	0	0	14
13:00	0	1	3	6	6	3	2	0	0	0	0	0	0	21
13:15	0	0	4	5	5	0	1	0	0	0	0	0	0	15
13:30	0	1	6	11	6	1	2	0	0	0	0	0	0	28
13:45	0	1	3	14	7	0	0	0	0	0	0	0	0	25
14:00	0	1	14	18	6	0	0	0	0	0	0	0	0	39
14:15	0	0	2	19	6	1	0	0	0	0	0	0	0	28
14:30	0	0	4	8	12	1	0	0	0	0	0	0	0	25
14:45	0	0	2	15	6	0	0	0	0	0	0	0	0	23
15:00	0	0	3	5	8	8	4	3	0	0	0	0	0	31
15:15	0	1	2	5	11	1	1	0	0	0	0	0	0	21
15:30	0	0	1	7	10	2	0	0	0	0	0	0	0	20
15:45	0	0	0	12	3	3	0	0	0	0	0	0	0	18
16:00	0	0	3	6	22	4	0	0	1	0	0	0	0	36
16:15	0	1	3	10	4	3	2	0	0	0	0	0	0	23
16:30	0	0	4	12	3	0	2	1	0	0	0	0	0	22
16:45	0	0	2	18	12	4	0	0	0	0	0	0	0	36
17:00	0	1	7	10	12	1	0	0	0	0	0	0	0	31
17:15	1	0	2	7	5	0	1	1	0	0	0	0	0	17
17:30	1	0	4	9	11	4	0	0	0	0	0	0	0	29
17:45	0	0	2	14	10	1	0	0	0	0	0	0	0	27
18:00	2	0	1	12	15	4	1	0	0	0	0	0	0	35
18:15	0	1	1	10	6	4	0	0	0	0	0	0	0	22
18:30	0	2	0	1	5	5	4	0	0	0	0	0	0	22
18:45	0	1	0	14	12	3	0	0	0	0	0	0	0	30
19:00	0	1	2	5	7	1	0	0	0	0	0	0	0	16
19:15	0	0	4	5	3	0	0	0	0	0	0	0	0	13
19:30	0	0	1	5	10	1	0	0	0	0	0	0	0	17
19:45	0	0	1	10	10	3	0	0	0	0	0	0	0	24
20:00	0	0	3	10	2	2	0	1	0	0	0	0	0	18
20:15	0	1	0	2	4	4	1	1	0	0	0	0	0	13
20:30	0	0	5	6	3	1	0	0	0	0	0	0	0	16
20:45	0	1	4	5	4	0	0	0	0	0	0	0	0	14
21:00	0	0	0	3	7	2	0	0	0	0	0	0	0	12
21:15	0	0	0	5	5	0	1	0	0	0	0	0	0	11
21:30	0	0	2	3	8	1	0	0	0	0	0	0	0	14
21:45	0	0	3	3	3	0	0	0	0	0	0	0	0	9
22:00	0	0	1	5	3	2	0	0	0	0	0	0	0	11
22:15	0	0	0	1	4	3	0	0	0	0	0	0	0	8
22:30	0	0	2	1	2	2	0	0	0	0	0	0	0	7
22:45	0	0	0	3	0	1	0	0	0	0	0	0	0	4
23:00	0	0	0	2	1	0	0	0	0	0	0	0	0	3
23:15	0	0	1	1	2	0	0	0	0	0	0	0	0	5
23:30	0	0	1	1	0	0	0	0	0	0	0	0	0	3
23:45	0	1	0	1	0	0	0	0	0	0	0	0	0	2
<b>Totals</b>	<b>5</b>	<b>28</b>	<b>170</b>	<b>514</b>	<b>425</b>	<b>111</b>	<b>32</b>	<b>11</b>	<b>1</b>	<b>1</b>	<b>1</b>	<b>1</b>	<b>1</b>	<b>1298</b>
% of Totals	0%	2%	13%	40%	33%	8%	2%	1%	0%	0%	0%	0%	0%	100%
<b>AM Volumes</b>	0	13	60	161	113	28	8	0	0	0	0	0	0	382
% AM	0%	1%	5%	12%	9%	2%	2%	1%	0%	0%	0%	0%	0%	29%
<b>AM Peak Hour</b>		07:15	07:15	07:15	07:15	10:00	10:45							07:15
Volume	8	39	57	57	29	8	3							138
<b>PM Volumes</b>	5	17	110	353	311	83	24	11	1	0	0	0	0	930
% PM	0%	1%	8%	27%	24%	6%	2%	1%	0%	0%	0%	0%	0%	71%
<b>PM Peak Hour</b>		17:15	18:15	18:15	18:30	18:00	17:45	15:15						18:30
Volume	4	5	27	62	46	31	6	4	1					121
<b>Directional Peak Periods</b>														
<b>All Classes</b>														
Volume	190	15%	163	13%	221	17%	724	56%						

Street Name	Direction	Percentiles					
		15th	50th	Average	85th	95th	ADT
SW 118th Ave	North Bound	22	27	27	33	35	1160
SW 118th Ave	South Bound	25	29	30	35	39	1298

**Summary**

Time	< 15	15 - 19	20 - 24	25 - 29	30 - 34	35 - 39	40 - 44	45 - 49	50 - 54	55 - 59	60 - 64	65 - 69	70 +	Total
00:00 AM	0	0	0	0	0	0	0	0	0	0	0	0	0	0
00:15	0	0	1	0	1	1	1	0	0	0	0	0	0	4
00:30	0	0	0	0	1	1	0	0	0	0	0	0	0	1
00:45	0	0	0	0	1	0	1	0	0	0	0	0	0	2
01:00	0	0	0	1	0	2	0	1	0	0	0	0	0	4
01:15	0	0	0	1	0	0	0	0	0	0	0	0	0	1
01:30	0	0	0	0	0	0	0	0	0	0	0	0	0	0
01:45	0	0	0	2	2	0	0	0	0	0	0	0	0	4
02:00	0	0	0	0	0	0	0	0	0	0	0	0	0	0
02:15	0	0	1	1	1	0	0	0	0	0	0	0	0	3
02:30	0	0	1	0	0	0	0	0	0	0	0	0	0	1
02:45	0	0	0	0	0	0	0	0	0	0	0	0	0	0
03:00	0	0	0	0	0	0	0	0	0	0	0	0	0	0
03:15	0	0	0	1	1	0	0	0	0	0	0	0	0	2
03:30	0	0	0	0	2	0	0	0	0	0	0	0	0	2
03:45	0	0	0	0	0	0	0	0	0	0	0	0	0	0
04:00	0	0	0	0	0	0	0	0	0	0	0	0	0	0
04:15	0	0	0	0	0	1	0	0	0	0	0	0	0	1
04:30	0	0	0	0	1	0	0	0	0	0	0	0	0	1
04:45	0	0	0	0	1	0	0	0	0	0	0	0	0	1
05:00	0	0	1	2	0	1	0	0	0	0	0	0	0	4
05:15	0	0	2	3	1	0	0	0	0	0	0	0	0	6
05:30	0	0	0	7	3	0	0	0	0	0	0	0	0	10
05:45	0	1	0	3	4	0	0	0	0	0	0	0	0	8
06:00	0	0	0	4	3	0	0	0	0	0	0	0	0	7
06:15	0	1	2	10	2	0	0	0	0	0	0	0	0	15
06:30	0	0	2	9	6	1	0	0	0	0	0	0	0	18
06:45	0	0	8	9	5	1	0	0	0	0	0	0	0	23
07:00	0	0	9	17	5	0	0	0	0	0	0	0	0	31
07:15	1	5	16	26	13	1	0	0	0	0	0	0	0	62
07:30	1	9	35	32	7	0	1	0	0	0	0	0	0	85
07:45	4	8	40	44	11	2	0	0	0	0	0	0	0	109
08:00	0	2	9	28	8	1	0	0	0	0	0	0	0	48
08:15	0	0	3	18	7	1	0	0	0	0	0	0	0	29
08:30	0	2	7	26	17	3	0	0	0	0	0	0	0	55
08:45	0	0	6	18	8	1	1	0	0	0	0	0	0	34
09:00	0	2	2	12	19	3	0	0	0	0	0	0	0	38
09:15	0	1	2	11	5	2	0	0	0	0	0	0	0	21
09:30	0	0	2	14	7	2	0	0	0	0	0	0	0	25
09:45	0	0	5	12	6	1	0	0	0	0	0	0	0	24
10:00	0	0	3	9	7	2	0	0	0	0	0	0	0	21
10:15	0	0	4	13	7	5	1	0	0	0	0	0	0	30
10:30	0	0	3	16	7	1	0	0	0	0	0	0	0	27
10:45	0	1	9	16	8	2	1	0	0	0	0	0	0	39
11:00	0	1	4	6	8	1	0	0	0	0	0	0	0	20
11:15	0	1	6	17	6	3	0	0	0	0	0	0	0	33
11:30	0	1	6	13	5	2	2	0	0	0	0	0	0	29
11:45	0	1	5	12	7	2	0	0	0	0	0	0	0	27
12:00 PM	0	0	3	10	12	2	0	0	0	0	0	0	0	27
12:15	0	1	5	15	11	4	0	0	0	0	0	0	0	36
12:30	0	1	6	20	10	4	0	0	0	0	0	0	0	41
12:45	0	1	3	18	10	0	0	0	0	0	0	0	0	32
13:00	0	1	7	11	10	3	2	0	0	0	0	0	0	34
13:15	1	0	7	17	11	0	1	0	0	0	0	0	0	37
13:30	0	1	15	17	13	3	2	0	0	0	0	0	0	62
13:45	3	4	8	26	8	0	1	0	0	0	0	0	0	50
14:00	0	8	18	23	6	0	1	0	0	0	0	0	0	56
14:15	0	0	9	27	10	1	0	0	0	0	0	0	0	47
14:30	0	0	6	14	19	3	0	0	0	0	0	0	0	42
14:45	0	1	7	16	10	0	0	0	0	0	0	0	0	34
15:00	0	0	4	11	12	9	4	3	0	0	0	0	0	43
15:15	0	1	6	14	17	1	1	0	0	0	0	0	0	40
15:30	0	0	4	13	16	2	0	0	0	0	0	0	0	35
15:45	0	1	10	26	6	4	0	0	0	0	0	0	0	47
16:00	0	2	4	15	26	5	0	0	1	0	0	0	0	53
16:15	0	1	5	16	9	3	2	0	0	0	0	0	0	38
16:30	0	1	5	23	9	0	3	1	0	0	0	0	0	42
16:45	0	2	8	27	20	4	0	0	0	0	0	0	0	61
17:00	0	3	11	21	21	1	0	0	0	0	0	0	0	57
17:15	1	0	5	17	13	2	1	1	0	0	0	0	0	40
17:30	2	0	5	15	20	5	0	0	0	0	0	0	0	47
17:45	0	1	2	25	20	1	0	0	0	0	0	0	0	44
18:00	4	3	5	18	25	5	1	0	0	0	0	0	0	61
18:15	0	1	2	18	10	5	0	0	0	0	0	0	0	36
18:30	0	2	2	9	7	6	5	4	0	0	0	0	0	35
18:45	0	1	2	24	15	3	1	0	0	0	0	0	0	46
19:00	0	1	2	14	11	1	0	0	0	0	0	0	0	28
19:15	1	0	6	7	4	1	0	0	0	0	0	0	0	19
19:30	0	0	1	9	14	2	0	0	0	0	0	0	0	26
19:45	0	0	6	17	14	4	0	0	0	0	0	0	0	41
20:00	0	0	5	11	5	3	0	1	0	0	0	0	0	25
20:15	0	1	1	9	6	5	1	1	0	0	0	0	0	24
20:30	0	0	7	7	4	1	1	0	0	0	0	0	0	20
20:45	0	1	4	8	4	0	0	0	0	0	0	0	0	17
21:00	0	1	6	12	2	2	0	0	0	0	0	0	0	21
21:15	0	1	2	5	7	0	1	0	0	0	0	0	0	16
21:30	0	0	4	4	10	1	0	0	0	0	0	0	0	19
21:45	0	0	2	6	5	0	0	0	0	0	0	0	0	13
22:00	0	0	1	7	4	2	0	0	0	0	0	0	0	14
22:15	0	0	0	2	5	3	0	0	0	0	0	0	0	10
22:30	0	0	2	3	3	2	0	0	0	0	0	0	0	10
22:45	0	0	1	3	2	1	0	0	0	0	0	0	0	7
23:00	0	0	0	3	2	0	0	0	0	0	0	0	0	5
23:15	0	0	1	2	3	0	0	0	0	0	0	0	0	6
23:30	0	0	1	1	1	1	0	0	0	0	0	0	0	4
23:45	0	1	0	2	1	0	0	0	0	0	0	0	0	4
<b>Totals</b>	<b>18</b>	<b>78</b>	<b>421</b>	<b>1050</b>	<b>697</b>	<b>146</b>	<b>36</b>	<b>11</b>	<b>1</b>	<b>1</b>	<b>1</b>	<b>1</b>	<b>1</b>	<b>2458</b>
<b>% of Totals</b>	<b>1%</b>	<b>3%</b>	<b>17%</b>	<b>43%</b>	<b>28%</b>	<b>6%</b>	<b>1%</b>	<b>0%</b>	<b>0%</b>	<b>0%</b>	<b>0%</b>	<b>0%</b>	<b>0%</b>	<b>100%</b>

Directional Peak Periods	AM 7-9			NOON 12-2			PM 4-6			Off Peak Volumes		
All Classes	Volume	%	Volume	%	Volume	%	Volume	%	Volume	%	Volume	%
	453	18%	308	13%	393	16%	1304	53%				

Street Name	Direction	15th	50th	Average	85th	95th	ADT
SW 118th Ave	Summary	23	28	29	34	37	2458

# SPEED

SW 118th Ave S/O SW 50th St

Day: Wednesday

Date: 5/17/2023

City: Cooper City

Project #: FL23\_140259\_003n

## North Bound

Time	< 15	15 - 19	20 - 24	25 - 29	30 - 34	35 - 39	40 - 44	45 - 49	50 - 54	55 - 59	60 - 64	65 - 69	70 +	Total
00:00 AM	0	0	0	1	1	0	0	0	0	0	0	0	0	2
01:00	0	0	1	2	1	0	0	0	0	0	0	0	0	4
02:00	0	0	2	1	1	0	0	0	0	0	0	0	0	4
03:00	0	0	0	1	3	0	0	0	0	0	0	0	0	4
04:00	0	0	0	0	0	0	0	0	0	0	0	0	0	0
05:00	0	0	3	13	7	0	0	0	0	0	0	0	0	23
06:00	0	1	12	28	8	1	0	0	0	0	0	0	0	50
07:00	6	15	64	74	9	1	0	0	0	0	0	0	0	169
08:00	0	3	17	54	18	2	0	0	0	0	0	0	0	94
09:00	0	1	9	25	19	4	0	0	0	0	0	0	0	58
10:00	0	1	13	32	13	2	0	0	0	0	0	0	0	61
11:00	0	3	14	23	11	3	0	0	0	0	0	0	0	54
12:00 PM	0	1	8	36	15	3	0	0	0	0	0	0	0	63
13:00	4	3	21	35	16	2	1	0	0	0	0	0	0	82
14:00	0	8	18	20	15	2	1	0	0	0	0	0	0	64
15:00	0	1	18	35	19	2	0	0	0	0	0	0	0	75
16:00	0	5	10	38	23	1	1	0	0	0	0	0	0	78
17:00	1	3	13	38	36	3	0	0	0	0	0	0	0	94
18:00	2	3	9	32	19	3	1	0	0	0	0	0	0	69
19:00	0	0	7	22	13	3	0	0	0	0	0	0	0	45
20:00	0	0	5	12	6	2	0	0	0	0	0	0	0	25
21:00	0	1	6	7	11	0	0	0	0	0	0	0	0	25
22:00	0	0	1	5	5	0	0	0	0	0	0	0	0	11
23:00	0	0	0	2	3	1	0	0	0	0	0	0	0	6
<b>Totals</b>	<b>13</b>	<b>49</b>	<b>251</b>	<b>536</b>	<b>272</b>	<b>35</b>	<b>4</b>							<b>1160</b>
<b>% of Totals</b>	<b>1%</b>	<b>4%</b>	<b>22%</b>	<b>46%</b>	<b>23%</b>	<b>3%</b>	<b>0%</b>							<b>100%</b>

<b>AM Volumes</b>	6	24	135	254	91	13	0	0	0	0	0	0	0	523
<b>% AM</b>	1%	2%	12%	22%	8%	1%								45%
<b>AM Peak Hour</b>	07:00	07:00	07:00	07:00	09:00	09:00								07:00
<b>Volume</b>	6	15	64	74	19	4								169
<b>PM Volumes</b>	7	25	116	282	181	22	4	0	0	0	0	0	0	637
<b>% PM</b>	1%	2%	10%	24%	16%	2%	0%							55%
<b>PM Peak Hour</b>	13:00	14:00	13:00	16:00	17:00	12:00	13:00							17:00
<b>Volume</b>	4	8	21	38	36	3	1							94

Directional Peak Periods All Speeds	AM 7-9		NOON 12-2		PM 4-6		Off Peak Volumes	
	Volume	%	Volume	%	Volume	%	Volume	%
	263	↔ 23%	145	↔ 13%	172	↔ 15%	580	↔ 50%

Street Name	Direction	Percentiles					ADT
		15th	50th	Average	85th	95th	
SW 118th Ave	North Bound	22	27	27	33	35	1160
SW 118th Ave	South Bound	25	29	30	35	39	1298



# SPEED

SW 118th Ave S/O SW 50th St

Day: Wednesday

Date: 5/17/2023

City: Cooper City

Project #: FL23\_140259\_003s

## South Bound

Time	< 15	15 - 19	20 - 24	25 - 29	30 - 34	35 - 39	40 - 44	45 - 49	50 - 54	55 - 59	60 - 64	65 - 69	70 +	Total
00:00 AM	0	0	1	0	1	2	1	0	0	0	0	0	0	5
01:00	0	0	0	1	3	0	1	0	0	0	0	0	0	5
02:00	0	0	0	0	0	0	0	0	0	0	0	0	0	0
03:00	0	0	0	0	0	0	0	0	0	0	0	0	0	0
04:00	0	0	0	0	2	1	0	0	0	0	0	0	0	3
05:00	0	1	0	2	1	1	0	0	0	0	0	0	0	5
06:00	0	0	0	4	8	1	0	0	0	0	0	0	0	13
07:00	0	7	36	45	27	2	1	0	0	0	0	0	0	118
08:00	0	1	8	36	22	4	1	0	0	0	0	0	0	72
09:00	0	2	2	24	18	4	0	0	0	0	0	0	0	50
10:00	0	0	6	24	16	8	2	0	0	0	0	0	0	56
11:00	0	1	7	25	15	5	2	0	0	0	0	0	0	55
12:00 PM	0	2	9	27	28	7	0	0	0	0	0	0	0	73
13:00	0	3	16	36	26	4	5	0	0	0	0	0	0	90
14:00	0	1	22	60	30	2	0	0	0	0	0	0	0	115
15:00	0	1	6	29	32	14	5	3	0	0	0	0	0	90
16:00	0	1	12	46	41	11	4	1	1	0	0	0	0	117
17:00	2	1	15	40	38	6	1	1	0	0	0	0	0	104
18:00	2	4	2	37	38	16	6	4	0	0	0	0	0	109
19:00	1	1	8	25	30	5	0	0	0	0	0	0	0	70
20:00	0	2	12	23	13	7	2	2	0	0	0	0	0	61
21:00	0	0	3	14	23	3	1	0	0	0	0	0	0	44
22:00	0	0	3	10	9	8	0	0	0	0	0	0	0	30
23:00	0	1	2	6	4	0	0	0	0	0	0	0	0	13
<b>Totals</b>	<b>5</b>	<b>29</b>	<b>170</b>	<b>514</b>	<b>425</b>	<b>111</b>	<b>32</b>	<b>11</b>	<b>1</b>					<b>1298</b>
<b>% of Totals</b>	<b>0%</b>	<b>2%</b>	<b>13%</b>	<b>40%</b>	<b>33%</b>	<b>9%</b>	<b>2%</b>	<b>1%</b>	<b>0%</b>					<b>100%</b>

<b>AM Volumes</b>	0	12	60	161	113	28	8	0	0	0	0	0	0	382
<b>% AM</b>		1%	5%	12%	9%	2%	1%							29%
<b>AM Peak Hour</b>		07:00	07:00	07:00	07:00	10:00	10:00							07:00
<b>Volume</b>		7	36	45	27	8	2							118
<b>PM Volumes</b>	5	17	110	353	312	83	24	11	1	0	0	0	0	916
<b>% PM</b>	0%	1%	8%	27%	24%	6%	2%	1%	0%					71%
<b>PM Peak Hour</b>	17:00	18:00	14:00	14:00	16:00	18:00	18:00	18:00	16:00					16:00
<b>Volume</b>	2	4	22	60	41	16	6	4	1					117

Directional Peak Periods All Speeds	AM 7-9		NOON 12-2		PM 4-6		Off Peak Volumes	
	Volume	%	Volume	%	Volume	%	Volume	%
	190	↔ 15%	163	↔ 13%	221	↔ 17%	724	↔ 56%

Street Name	Direction	Percentiles					ADT
		15th	50th	Average	85th	95th	
SW 118th Ave	North Bound	22	27	27	33	35	1160
SW 118th Ave	South Bound	25	29	30	35	39	1298

# SPEED

SW 118th Ave S/O SW 50th St

Day: Wednesday

Date: 5/17/2023

City: Cooper City

Project #: FL23\_140259\_003

## Summary

Time	< 15	15 - 19	20 - 24	25 - 29	30 - 34	35 - 39	40 - 44	45 - 49	50 - 54	55 - 59	60 - 64	65 - 69	70 +	Total
00:00 AM	0	0	1	1	2	2	1	0	0	0	0	0	0	7
01:00	0	0	1	3	4	0	1	0	0	0	0	0	0	9
02:00	0	0	2	1	1	0	0	0	0	0	0	0	0	4
03:00	0	0	0	1	3	0	0	0	0	0	0	0	0	4
04:00	0	0	0	0	2	1	0	0	0	0	0	0	0	3
05:00	0	1	3	15	8	1	0	0	0	0	0	0	0	28
06:00	0	1	12	32	16	2	0	0	0	0	0	0	0	63
07:00	6	22	100	119	36	3	1	0	0	0	0	0	0	287
08:00	0	4	25	90	40	6	1	0	0	0	0	0	0	166
09:00	0	3	11	49	37	8	0	0	0	0	0	0	0	108
10:00	0	1	19	56	29	10	2	0	0	0	0	0	0	117
11:00	0	4	21	48	26	8	2	0	0	0	0	0	0	109
12:00 PM	0	3	17	63	43	10	0	0	0	0	0	0	0	136
13:00	4	6	37	71	42	6	6	0	0	0	0	0	0	172
14:00	0	9	40	80	45	4	1	0	0	0	0	0	0	179
15:00	0	2	24	64	51	16	5	3	0	0	0	0	0	165
16:00	0	6	22	84	64	12	5	1	1	0	0	0	0	195
17:00	3	4	28	78	74	9	1	1	0	0	0	0	0	198
18:00	4	7	11	69	57	19	7	4	0	0	0	0	0	178
19:00	1	1	15	47	43	8	0	0	0	0	0	0	0	115
20:00	0	2	17	35	19	9	2	2	0	0	0	0	0	86
21:00	0	1	9	21	34	3	1	0	0	0	0	0	0	69
22:00	0	0	4	15	14	8	0	0	0	0	0	0	0	41
23:00	0	1	2	8	7	1	0	0	0	0	0	0	0	19
<b>Totals</b>	<b>18</b>	<b>78</b>	<b>421</b>	<b>1050</b>	<b>697</b>	<b>146</b>	<b>36</b>	<b>11</b>	<b>1</b>					<b>2458</b>
<b>% of Totals</b>	<b>1%</b>	<b>3%</b>	<b>17%</b>	<b>43%</b>	<b>28%</b>	<b>6%</b>	<b>1%</b>	<b>0%</b>	<b>0%</b>					<b>100%</b>

<b>AM Volumes</b>	6	36	195	415	204	41	8	0	0	0	0	0	0	905
<b>% AM</b>	0%	1%	8%	17%	8%	2%	0%							37%
<b>AM Peak Hour</b>	07:00	07:00	07:00	07:00	08:00	10:00	10:00							07:00
<b>Volume</b>	6	22	100	119	40	10	2							287
<b>PM Volumes</b>	12	42	226	635	493	105	28	11	1	0	0	0	0	1553
<b>% PM</b>	0%	2%	9%	26%	20%	4%	1%	0%	0%					63%
<b>PM Peak Hour</b>	13:00	14:00	14:00	16:00	17:00	18:00	18:00	18:00	16:00					17:00
<b>Volume</b>	4	9	40	84	74	19	7	4	1					198

Directional Peak Periods All Speeds	AM 7-9		NOON 12-2		PM 4-6		Off Peak Volumes	
	Volume	%	Volume	%	Volume	%	Volume	%
	453	↔ 18%	308	↔ 13%	393	↔ 16%	1304	↔ 53%

Street Name	Direction	Percentiles					ADT
		15th	50th	Average	85th	95th	
SW 118th Ave	Summary	23	28	29	34	37	2458

SW 118th Ave S/O SW 50th St

Day: Wednesday  
 Date: 5/17/2023

City: Cooper City  
 Project #: FL23\_140259\_003

DAILY TOTALS										NB		SB		EB		WB		Total
										1,160	1,298	0	0	0	0			2,458
AM Period	NB	SB	EB	WB	TOTAL	PM Period	NB	SB	EB	WB	TOTAL					Total		
00:00	0	0	0	0	0	12:00	12	15	0	0	27					27		
00:15	0	4	0	0	4	12:15	9	27	0	0	36					36		
00:30	1	0	0	0	1	12:30	24	17	0	0	41					41		
00:45	1	2	1	0	7	12:45	18	63	14	73	32					136		
01:00	1	3	0	0	4	13:00	13	21	15	0	34					34		
01:15	1	0	0	0	1	13:15	22	15	0	0	37					37		
01:30	0	0	0	0	0	13:30	22	29	0	0	51					51		
01:45	2	4	2	0	9	13:45	25	82	25	90	50					172		
02:00	0	0	0	0	0	14:00	17	39	0	0	56					56		
02:15	3	0	0	0	3	14:15	19	28	0	0	47					47		
02:30	1	0	0	0	1	14:30	17	25	0	0	42					42		
02:45	0	4	0	0	4	14:45	11	64	23	115	34					179		
03:00	0	0	0	0	0	15:00	12	31	0	0	43					43		
03:15	2	0	0	0	2	15:15	19	21	0	0	40					40		
03:30	2	0	0	0	2	15:30	15	20	0	0	35					35		
03:45	0	4	0	0	4	15:45	29	75	18	90	47					165		
04:00	0	0	0	0	0	16:00	17	36	0	0	53					53		
04:15	0	1	0	0	1	16:15	16	23	0	0	39					39		
04:30	0	1	0	0	1	16:30	20	22	0	0	42					42		
04:45	0	1	0	0	3	16:45	25	78	36	117	61					195		
05:00	3	1	0	0	4	17:00	26	31	0	0	57					57		
05:15	5	1	0	0	6	17:15	23	17	0	0	40					40		
05:30	8	2	0	0	10	17:30	18	29	0	0	47					47		
05:45	7	23	1	0	8	17:45	27	94	27	104	54					198		
06:00	3	4	0	0	7	18:00	26	35	0	0	61					61		
06:15	14	1	0	0	15	18:15	14	22	0	0	36					36		
06:30	14	4	0	0	18	18:30	13	22	0	0	35					35		
06:45	19	50	4	0	23	18:45	16	69	30	109	46					178		
07:00	26	5	0	0	31	19:00	13	16	0	0	29					29		
07:15	40	22	0	0	62	19:15	6	13	0	0	19					19		
07:30	43	42	0	0	85	19:30	9	17	0	0	26					26		
07:45	60	169	49	0	109	19:45	17	45	24	70	41					115		
08:00	25	23	0	0	48	20:00	7	18	0	0	25					25		
08:15	16	13	0	0	29	20:15	11	13	0	0	24					24		
08:30	35	20	0	0	55	20:30	4	16	0	0	20					20		
08:45	18	94	16	0	34	20:45	3	25	14	61	17					86		
09:00	22	16	0	0	38	21:00	9	12	0	0	21					21		
09:15	8	13	0	0	21	21:15	5	11	0	0	16					16		
09:30	16	9	0	0	25	21:30	5	14	0	0	19					19		
09:45	12	58	12	0	24	21:45	6	25	7	44	13					69		
10:00	12	9	0	0	21	22:00	3	11	0	0	14					14		
10:15	13	17	0	0	30	22:15	2	8	0	0	10					10		
10:30	14	13	0	0	27	22:30	3	7	0	0	10					10		
10:45	22	61	17	0	39	22:45	3	11	4	30	7					41		
11:00	11	9	0	0	20	23:00	2	3	0	0	5					5		
11:15	17	16	0	0	33	23:15	1	5	0	0	6					6		
11:30	11	18	0	0	29	23:30	1	3	0	0	4					4		
11:45	15	54	12	0	109	23:45	2	6	2	13	4					19		
TOTALS	533	382	905		36.8%	TOTALS	637	916		59.0%	1553					1553		
SPLIT %	57.8%	42.2%				SPLIT %	41.0%	59.0%			63.2%							
<b>DAILY TOTALS</b>										NB		SB		EB		WB		Total
										1,160	1,298	0	0					2,458
AM Peak Hour	07:00	07:15			07:15	PM Peak Hour	16:30	13:30			16:45					16:45		
AM Pk Volume	169	136			304	PM Pk Volume	94	121			205					205		
Pk Hr Factor	0.704	0.694			0.697	Pk Hr Factor	0.904	0.776			0.840					0.840		
7 - 9 Volume	263	190	0	0	453	4 - 6 Volume	172	221	0	0	393					393		
7 - 9 Peak Hour	07:00	07:15			07:15	4 - 6 Peak Hour	16:30	16:00			16:45					16:45		
7 - 9 Pk Volume	169	136	0	0	304	4 - 6 Pk Volume	94	117	0	0	205					205		
Pk Hr Factor	0.704	0.694	0.000	0.000	0.697	Pk Hr Factor	0.904	0.813	0.000	0.000	0.840					0.840		



**North Bound**

Time	< 15	15 - 19	20 - 24	25 - 29	30 - 34	35 - 39	40 - 44	45 - 49	50 - 54	55 - 59	60 - 64	65 - 69	70 +	Total
00:00 AM	0	0	0	0	0	0	0	0	0	0	0	0	0	0
00:15	0	0	0	0	0	0	0	0	0	0	0	0	0	0
00:30	0	0	0	2	0	0	0	0	0	0	0	0	0	2
00:45	0	1	0	0	0	0	0	0	0	0	0	0	0	1
01:00	0	0	0	0	1	0	0	0	0	0	0	0	0	1
01:15	0	0	0	0	1	0	0	0	0	0	0	0	0	1
01:30	0	0	0	0	0	0	0	0	0	0	0	0	0	0
01:45	0	0	0	0	0	0	0	0	0	0	0	0	0	0
02:00	0	0	1	0	0	0	0	0	0	0	0	0	0	1
02:15	0	0	0	1	0	0	0	0	0	0	0	0	0	1
02:30	0	0	0	0	0	0	0	0	0	0	0	0	0	0
02:45	0	0	0	0	0	0	0	0	0	0	0	0	0	0
03:00	0	0	0	0	0	0	0	0	0	0	0	0	0	0
03:15	0	0	0	1	1	0	0	0	0	0	0	0	0	2
03:30	0	0	0	0	1	0	0	0	0	0	0	0	0	1
03:45	0	0	0	0	0	0	0	0	0	0	0	0	0	0
04:00	0	0	0	1	1	0	0	0	0	0	0	0	0	2
04:15	0	0	0	0	0	0	0	0	0	0	0	0	0	0
04:30	0	0	0	0	0	0	0	0	0	0	0	0	0	0
04:45	0	0	0	0	2	0	0	0	0	0	0	0	0	2
05:00	0	0	2	0	1	1	0	0	0	0	0	0	0	4
05:15	0	1	0	0	2	1	0	0	0	0	0	0	0	4
05:30	0	0	0	1	2	0	0	0	0	0	0	0	0	3
05:45	0	0	1	5	3	1	0	0	0	0	0	0	0	10
06:00	0	0	1	3	2	0	0	0	0	0	0	0	0	6
06:15	0	0	4	3	4	0	0	0	0	0	0	0	0	11
06:30	0	0	3	5	2	1	0	0	0	0	0	0	0	11
06:45	0	1	1	6	6	0	0	0	0	0	0	0	0	14
07:00	0	1	9	15	3	0	0	0	0	0	0	0	0	28
07:15	1	3	13	14	2	3	0	0	0	0	0	0	0	36
07:30	0	4	18	24	1	1	0	0	0	0	0	0	0	48
07:45	1	5	20	19	9	0	0	0	0	0	0	0	0	54
08:00	1	1	4	12	6	0	0	0	0	0	0	0	0	20
08:15	1	0	5	15	2	0	0	0	0	0	0	0	0	23
08:30	0	2	6	17	6	0	1	0	0	0	0	0	0	32
08:45	0	1	2	7	6	2	0	0	0	0	0	0	0	18
09:00	0	1	1	11	4	1	0	0	0	0	0	0	0	18
09:15	0	2	5	8	5	0	0	0	0	0	0	0	0	20
09:30	0	0	1	5	4	2	0	0	0	0	0	0	0	12
09:45	0	1	2	14	3	0	0	0	0	0	0	0	0	20
10:00	0	0	7	7	5	0	0	0	0	0	0	0	0	19
10:15	0	1	2	7	4	0	0	0	0	0	0	0	0	14
10:30	0	0	0	5	6	2	0	0	0	0	0	0	0	13
10:45	0	0	1	9	3	0	0	0	0	0	0	0	0	13
11:00	0	0	4	6	3	2	0	0	0	0	0	0	0	15
11:15	0	1	2	6	5	1	0	0	0	0	0	0	0	15
11:30	0	1	1	8	3	3	0	0	0	0	0	0	0	16
11:45	0	0	3	5	5	0	0	0	0	0	0	0	0	13
12:00 PM	0	0	3	5	0	1	0	0	0	0	0	0	0	15
12:15	0	0	0	5	0	0	0	0	0	0	0	0	0	9
12:30	0	1	2	5	4	0	0	0	0	0	0	0	0	12
12:45	0	0	0	11	5	1	0	0	0	0	0	0	0	17
13:00	0	1	1	11	0	0	0	0	0	0	0	0	0	13
13:15	0	0	4	10	6	1	0	0	0	0	0	0	0	21
13:30	1	4	2	6	4	0	0	0	0	0	0	0	0	17
13:45	5	2	1	8	3	0	0	0	0	0	0	0	0	19
14:00	6	5	13	5	0	0	0	0	0	0	0	0	0	29
14:15	0	2	4	4	3	0	0	0	0	0	0	0	0	13
14:30	0	0	2	8	4	0	0	0	0	0	0	0	0	14
14:45	0	0	5	16	6	0	0	0	0	0	0	0	0	27
15:00	0	0	3	8	6	1	0	0	0	0	0	0	0	18
15:15	0	0	5	15	8	0	0	0	0	0	0	0	0	28
15:30	0	1	5	8	4	0	0	0	0	0	0	0	0	18
15:45	0	0	4	12	1	0	0	0	0	0	0	0	0	17
16:00	0	0	2	8	8	1	1	0	0	0	0	0	0	20
16:15	0	0	2	13	8	0	0	0	0	0	0	0	0	20
16:30	0	1	2	8	8	1	0	0	0	0	0	0	0	20
16:45	0	1	3	7	10	1	0	0	0	0	0	0	0	22
17:00	0	0	3	4	9	2	0	0	0	0	0	0	0	18
17:15	0	0	5	12	3	1	0	0	0	0	0	0	0	21
17:30	0	0	2	11	9	1	0	0	0	0	0	0	0	23
17:45	0	0	2	11	10	0	0	0	0	0	0	0	0	23
18:00	0	0	5	6	11	2	0	0	0	0	0	0	0	24
18:15	0	0	6	13	7	0	0	0	0	0	0	0	0	26
18:30	0	0	2	11	10	1	0	0	0	0	0	0	0	24
18:45	0	0	3	9	6	0	0	0	0	0	0	0	0	18
19:00	0	0	2	10	6	2	0	0	0	0	0	0	0	20
19:15	0	0	5	8	1	1	0	0	0	0	0	0	0	15
19:30	0	1	1	7	2	1	0	0	0	0	0	0	0	12
19:45	0	0	1	5	6	2	0	0	0	0	0	0	0	14
20:00	0	0	1	3	4	0	0	0	0	0	0	0	0	8
20:15	0	0	4	2	2	0	0	0	0	0	0	0	0	8
20:30	0	1	2	4	2	0	0	0	0	0	0	0	0	8
20:45	0	0	3	1	1	0	0	0	0	0	0	0	0	5
21:00	0	2	3	3	0	0	0	0	0	0	0	0	0	8
21:15	0	0	3	4	1	1	0	0	0	0	0	0	0	9
21:30	0	0	1	2	0	0	0	0	0	0	0	0	0	3
21:45	0	0	0	0	1	0	0	0	0	0	0	0	0	1
22:00	0	0	1	3	2	0	0	0	0	0	0	0	0	7
22:15	0	0	1	1	0	0	0	0	0	0	0	0	0	2
22:30	0	0	1	1	0	0	0	0	0	0	0	0	0	2
22:45	0	0	1	0	1	0	0	0	0	0	0	0	0	2
23:00	0	0	1	1	1	0	0	0	0	0	0	0	0	3
23:15	0	0	0	0	0	0	0	0	0	0	0	0	0	0
23:30	0	0	0	1	0	0	0	0	0	0	0	0	0	1
23:45	0	0	0	0	0	0	0	0	0	0	0	0	0	0
<b>Totals</b>	<b>16</b>	<b>48</b>	<b>243</b>	<b>556</b>	<b>300</b>	<b>42</b>	<b>2</b>							<b>1210</b>
<b>% of Totals</b>	<b>1%</b>	<b>4%</b>	<b>20%</b>	<b>46%</b>	<b>25%</b>	<b>3%</b>	<b>0%</b>							<b>100%</b>

AM Peak Hour		PM Peak Hour		NOON 12-2		PM 4-6		Off Peak Volumes	
Volume	%	Volume	%	Volume	%	Volume	%	Volume	%
269	22%	123	10%	167	14%	651	54%		

Street Name	Direction	Percentiles					
		15th	50th	Average	85th	95th	ADT
SW 118th Ave	North Bound	22	28	27	33	35	1210
SW 118th Ave	South Bound	24	29	29	35	39	1390

**SPEED**

SW 118th Ave S/O SW 50th St

Day: Thursday  
Date: 5/18/2023

City: Cooper City  
Project #: FL23\_140259\_003s

**South Bound**

Time	< 15	15 - 19	20 - 24	25 - 29	30 - 34	35 - 39	40 - 44	45 - 49	50 - 54	55 - 59	60 - 64	65 - 69	70 +	Total
00:00 AM	0	0	1	2	1	0	0	0	0	0	0	0	0	4
00:15	0	0	0	0	1	2	0	0	0	0	0	0	0	3
00:30	0	0	0	0	0	0	0	0	0	0	0	0	0	0
00:45	0	0	0	0	3	0	0	0	0	0	0	0	0	3
01:00	0	0	0	0	0	0	0	0	0	0	0	0	0	0
01:15	0	0	0	0	1	0	0	0	0	0	0	0	0	1
01:30	0	0	0	0	0	0	0	0	0	0	0	0	0	0
01:45	0	0	0	0	0	0	0	0	0	0	0	0	0	0
02:00	0	0	0	0	1	0	0	0	0	0	0	0	0	1
02:15	0	0	0	0	0	0	0	0	0	0	0	0	0	0
02:30	0	0	0	0	0	0	0	0	0	0	0	0	0	0
02:45	0	0	0	1	0	0	0	0	0	0	0	0	0	1
03:00	0	0	0	0	0	0	0	0	0	0	0	0	0	0
03:15	0	1	0	0	0	0	0	0	0	0	0	0	0	1
03:30	0	0	0	0	0	0	0	0	0	0	0	0	0	0
03:45	0	0	0	0	0	1	0	0	0	0	0	0	0	1
04:00	0	0	0	0	0	0	0	0	0	0	0	0	0	0
04:15	0	1	0	0	0	0	1	0	0	0	0	0	0	2
04:30	0	0	0	0	0	0	0	0	0	0	0	0	0	0
04:45	0	0	0	0	0	1	0	0	0	0	0	0	0	1
05:00	1	0	1	0	0	0	1	0	0	0	0	0	0	3
05:15	0	0	0	0	1	0	0	0	0	0	0	0	0	1
05:30	0	0	1	0	0	1	0	0	0	0	0	0	0	2
05:45	0	1	0	0	0	0	1	0	0	0	0	0	0	2
06:00	0	0	0	2	0	0	0	0	0	0	0	0	0	2
06:15	0	0	1	2	0	0	0	0	0	0	0	0	0	3
06:30	0	0	1	0	2	1	1	0	0	0	0	0	0	4
06:45	0	0	0	1	2	1	0	0	0	0	0	0	0	4
07:00	0	0	0	2	5	1	0	0	0	0	0	0	0	8
07:15	0	0	3	4	2	1	0	0	0	0	0	0	0	10
07:30	0	2	8	11	8	1	0	0	0	0	0	0	0	30
07:45	0	1	17	19	6	4	2	0	0	0	0	0	0	49
08:00	0	0	4	18	8	3	0	0	0	0	0	0	0	33
08:15	0	1	1	6	3	1	0	0	0	0	0	0	0	12
08:30	0	1	1	5	8	1	0	0	0	0	0	0	0	16
08:45	0	0	3	5	4	1	0	0	0	0	0	0	0	13
09:00	1	0	4	6	5	1	0	0	0	0	0	0	0	17
09:15	0	0	2	5	3	1	0	0	0	0	0	0	0	14
09:30	0	0	2	7	6	1	0	0	0	0	0	0	0	16
09:45	0	1	3	4	7	1	0	0	0	0	0	0	0	16
10:00	0	0	5	4	1	0	0	0	0	0	0	0	0	10
10:15	0	0	1	5	3	0	0	0	0	0	0	0	0	9
10:30	0	0	1	7	5	2	1	0	0	0	0	0	0	16
10:45	0	0	2	6	3	0	0	0	0	0	0	0	0	13
11:00	0	0	2	5	7	2	0	0	0	0	0	0	0	16
11:15	0	1	1	5	4	4	1	0	0	0	0	0	0	16
11:30	0	1	2	8	5	1	1	0	0	0	0	0	0	18
11:45	0	3	0	4	10	3	0	0	0	0	0	0	0	20
12:00 PM	0	0	2	9	3	1	1	0	0	0	0	0	0	17
12:15	0	0	1	9	7	1	0	0	0	0	0	0	0	18
12:30	0	0	4	4	3	3	0	0	0	0	0	0	0	14
12:45	0	0	3	7	0	0	0	0	0	0	0	0	0	13
13:00	0	0	1	6	10	4	1	0	0	0	0	0	0	22
13:15	0	1	0	4	4	1	1	0	0	0	0	0	0	11
13:30	1	4	8	10	13	3	0	0	0	0	0	0	0	39
13:45	3	4	7	10	2	3	0	0	0	0	0	0	0	29
14:00	7	8	17	9	4	0	0	0	0	0	0	0	0	45
14:15	0	2	9	8	7	0	0	0	0	0	0	0	0	26
14:30	0	0	3	7	3	1	0	0	0	0	0	0	0	21
14:45	0	0	0	13	9	6	0	0	0	0	0	0	0	28
15:00	0	0	5	13	7	1	1	0	0	0	0	0	0	27
15:15	0	0	2	9	6	5	1	0	0	0	0	0	0	23
15:30	0	0	3	10	11	3	0	0	0	0	0	0	0	27
15:45	0	0	6	10	14	2	2	0	0	0	0	0	0	34
16:00	0	0	3	7	12	5	0	1	0	0	0	0	0	28
16:15	0	0	4	15	16	1	1	0	0	0	0	0	0	31
16:30	0	0	0	12	10	6	0	1	0	0	0	0	0	29
16:45	0	0	2	9	17	0	1	0	0	0	0	0	0	29
17:00	1	0	1	9	14	4	4	0	0	0	0	0	0	29
17:15	0	0	3	15	8	4	1	0	0	0	0	0	0	31
17:30	0	0	1	7	7	6	0	0	0	0	0	0	0	21
17:45	0	1	4	14	16	6	0	0	0	0	0	0	0	41
18:00	0	0	1	14	12	2	0	0	0	0	0	0	0	29
18:15	0	0	2	10	10	5	0	1	0	0	0	0	0	28
18:30	0	0	0	11	13	0	3	0	0	0	0	0	0	27
18:45	0	0	1	13	13	2	0	0	0	0	0	0	0	29
19:00	0	0	4	12	7	1	1	0	0	0	0	0	0	25
19:15	0	0	0	6	10	11	0	0	0	0	0	0	0	27
19:30	0	0	1	10	18	4	0	0	0	0	0	0	0	33
19:45	0	0	0	9	6	1	0	0	0	0	0	0	0	16
20:00	0	0	1	8	9	0	1	0	0	0	0	0	0	19
20:15	0	0	4	12	5	4	1	1	0	0	0	0	0	27
20:30	0	0	0	12	11	0	0	0	1	0	0	0	0	24
20:45	0	0	2	6	1	2	0	0	0	0	0	0	0	11
21:00	0	1	3	1	4	2	0	0	0	0	0	0	0	11
21:15	0	0	1	6	3	1	0	0	0	0	0	0	0	11
21:30	0	1	1	1	4	1	0	0	0	0	0	0	0	8
21:45	0	0	3	1	5	1	1	0	0	0	0	0	0	7
22:00	0	0	1	2	4	0	0	0	0	0	0	0	0	7
22:15	0	0	0	3	4	2	1	0	0	0	0	0	0	10
22:30	0	0	0	4	4	1	0	0	0	0	0	0	0	9
22:45	0	0	0	0	0	0	0	0	0	0	0	0	0	0
23:00	0	0	0	1	1	1	0	0	0	0	0	0	0	3
23:15	0	0	0	2	0	0	0	0	0	0	0	0	0	2
23:30	0	0	0	2	1	0	0	0	0	0	0	0	0	3
23:45	0	0	0	0	0	0	0	0	0	0	0	0	0	0
<b>Totals</b>	<b>14</b>	<b>36</b>	<b>180</b>	<b>517</b>	<b>473</b>	<b>137</b>	<b>27</b>	<b>4</b>	<b>2</b>	<b>0</b>	<b>0</b>	<b>0</b>	<b>0</b>	<b>1390</b>
<b>% of Totals</b>	<b>1%</b>	<b>3%</b>	<b>13%</b>	<b>37%</b>	<b>34%</b>	<b>10%</b>	<b>2%</b>	<b>0%</b>	<b>0%</b>	<b>0%</b>	<b>0%</b>	<b>0%</b>	<b>0%</b>	<b>100%</b>

Directional Peak Periods	Volume	%	Volume	%	Volume	%	Volume	%	
<b>AM Volumes</b>	2	14	62	145	121	39	8	0	
<b>% AM</b>	0%	1%	4%	10%	9%	3%	1%	0%	
<b>AM Peak Hour</b>	04:15	11:00	07:15	07:30	11:00	10:30	11:15	11:15	
<b>Volume</b>	1	5	32	54	26	11	3	1	
<b>PM Volumes</b>	12	22	118	372	352	98	19	4	
<b>% PM</b>	1%	2%	8%	27%	25%	7%	1%	0%	
<b>PM Peak Hour</b>	13:15	13:30	13:30	17:45	16:45	17:00	15:00	15:45	
<b>Volume</b>	11	18	41	90	51	20	4	2	
<b>Directional Peak Periods</b>	<b>AM 7-9</b>			<b>NOON 12-2</b>			<b>PM 4-6</b>		<b>Off Peak Volumes</b>
<b>All Classes</b>	Volume	%	Volume	%	Volume	%	Volume	%	
	171	12%	163	12%	239	17%	817	59%	

Street Name	Direction	15th	50th	Average	85th	95th	ADT
SW 118th Ave	North Bound	22	28	27	33	35	1210
SW 118th Ave	South Bound	24	29	29	35	39	1390

Summary

Time	< 15	15 - 19	20 - 24	25 - 29	30 - 34	35 - 39	40 - 44	45 - 49	50 - 54	55 - 59	60 - 64	65 - 69	70 +	Total
00:00 AM	0	0	1	2	1	0	0	0	0	0	0	0	0	4
00:15	0	0	0	0	1	2	0	0	0	0	0	0	0	3
00:30	0	0	0	2	0	0	0	0	0	0	0	0	0	2
00:45	0	1	0	3	0	0	0	0	0	0	0	0	0	4
01:00	0	0	0	1	0	0	0	0	0	0	0	0	0	1
01:15	0	0	0	0	2	0	0	0	0	0	0	0	0	2
01:30	0	0	0	0	0	0	0	0	0	0	0	0	0	0
01:45	0	0	0	0	0	0	0	0	0	0	0	0	0	0
02:00	0	0	1	0	1	0	0	0	0	0	0	0	0	2
02:15	0	0	0	1	0	0	0	0	0	0	0	0	0	1
02:30	0	0	0	0	0	0	0	0	0	0	0	0	0	0
02:45	0	0	0	1	0	0	0	0	0	0	0	0	0	1
03:00	0	0	0	0	0	0	0	0	0	0	0	0	0	0
03:15	0	1	0	1	1	0	0	0	0	0	0	0	0	3
03:30	0	0	0	0	1	0	0	0	0	0	0	0	0	1
03:45	0	0	0	0	0	2	0	0	0	0	0	0	0	2
04:00	0	0	0	1	1	0	0	0	0	0	0	0	0	2
04:15	0	1	0	0	0	1	0	0	0	0	0	0	0	2
04:30	0	0	0	0	0	0	0	0	0	0	0	0	0	0
04:45	0	0	0	0	2	1	0	0	0	0	0	0	0	3
05:00	1	0	3	0	1	1	1	0	0	0	0	0	0	7
05:15	0	1	0	0	3	1	0	0	0	0	0	0	0	5
05:30	0	0	1	1	2	1	0	0	0	0	0	0	0	5
05:45	0	1	1	5	3	1	1	0	0	0	0	0	0	12
06:00	0	0	1	5	2	0	0	0	0	0	0	0	0	8
06:15	0	0	5	5	4	0	0	0	0	0	0	0	0	14
06:30	0	0	4	5	4	2	0	0	0	0	0	0	0	15
06:45	0	1	1	7	8	1	0	0	0	0	0	0	0	18
07:00	0	1	9	17	8	1	0	0	0	0	0	0	0	36
07:15	1	3	16	18	4	4	0	0	0	0	0	0	0	46
07:30	0	6	26	35	9	2	0	0	0	0	0	0	0	78
07:45	1	6	37	38	15	4	2	0	0	0	0	0	0	109
08:00	1	1	12	30	16	3	0	0	0	0	0	0	0	63
08:15	1	1	6	21	5	1	0	0	0	0	0	0	0	35
08:30	0	3	7	22	14	1	1	0	0	0	0	0	0	48
08:45	0	1	5	12	10	3	0	0	0	0	0	0	0	31
09:00	1	1	5	17	9	2	0	0	0	0	0	0	0	35
09:15	0	2	7	13	11	1	0	0	0	0	0	0	0	34
09:30	0	0	3	12	10	3	0	0	0	0	0	0	0	28
09:45	0	2	5	18	10	1	0	0	0	0	0	0	0	36
10:00	0	0	7	12	9	1	0	0	0	0	0	0	0	29
10:15	0	1	3	12	7	0	0	0	0	0	0	0	0	23
10:30	0	0	1	12	11	4	1	0	0	0	0	0	0	29
10:45	0	0	3	11	9	3	0	0	0	0	0	0	0	26
11:00	0	0	6	11	10	4	0	0	0	0	0	0	0	31
11:15	0	2	3	11	9	5	1	0	0	0	0	0	0	31
11:30	0	2	3	16	8	4	1	0	0	0	0	0	0	34
11:45	0	3	3	9	15	3	0	0	0	0	0	0	0	39
12:00 PM	0	0	3	14	9	2	1	0	0	0	0	0	0	31
12:15	0	0	1	18	7	1	0	0	0	0	0	0	0	27
12:30	0	1	6	9	7	3	0	0	0	0	0	0	0	26
12:45	0	0	3	14	12	1	0	0	0	0	0	0	0	30
13:00	0	1	2	17	10	4	1	0	0	0	0	0	0	35
13:15	0	1	4	14	10	2	1	0	0	0	0	0	0	32
13:30	2	8	10	16	17	3	0	0	0	0	0	0	0	56
13:45	8	6	8	18	5	3	0	0	0	0	0	0	0	48
14:00	13	13	30	14	4	0	0	0	0	0	0	0	0	74
14:15	0	4	13	12	10	0	0	0	0	0	0	0	0	39
14:30	0	0	5	15	11	3	1	0	0	0	0	0	0	35
14:45	0	0	5	29	15	6	0	0	0	0	0	0	0	55
15:00	0	0	8	21	13	2	1	0	0	0	0	0	0	45
15:15	0	0	7	24	14	5	1	0	0	0	0	0	0	51
15:30	0	1	8	18	15	3	0	0	0	0	0	0	0	45
15:45	0	0	10	22	15	2	2	0	0	0	0	0	0	51
16:00	0	0	5	15	20	6	1	1	0	0	0	0	0	48
16:15	0	0	6	28	15	1	1	0	0	0	0	0	0	51
16:30	0	1	2	20	18	7	0	1	0	0	0	0	0	49
16:45	0	1	5	16	27	1	1	0	0	0	0	0	0	51
17:00	1	0	4	13	23	6	0	0	0	0	0	0	0	47
17:15	0	0	8	27	11	5	1	0	0	0	0	0	0	52
17:30	0	0	3	18	16	7	0	0	0	0	0	0	0	44
17:45	0	1	6	25	26	6	0	0	0	0	0	0	0	64
18:00	0	0	6	20	23	4	0	0	0	0	0	0	0	53
18:15	0	0	8	23	17	5	0	1	0	0	0	0	0	54
18:30	0	0	2	22	23	1	3	0	0	0	0	0	0	51
18:45	0	0	4	22	19	2	0	0	0	0	0	0	0	47
19:00	0	0	6	22	13	3	1	0	0	0	0	0	0	45
19:15	0	0	11	18	12	1	0	0	0	0	0	0	0	42
19:30	0	1	2	17	20	5	0	0	0	0	0	0	0	45
19:45	0	0	1	14	12	3	0	0	0	0	0	0	0	30
20:00	0	0	2	11	13	0	1	0	0	0	0	0	0	27
20:15	0	0	8	14	7	4	1	1	0	0	0	0	0	35
20:30	0	1	2	16	12	0	0	1	0	0	0	0	0	33
20:45	0	0	5	7	2	2	0	0	0	0	0	0	0	16
21:00	0	3	6	4	4	2	0	0	0	0	0	0	0	19
21:15	0	0	4	10	4	2	0	0	0	0	0	0	0	20
21:30	0	1	2	3	4	1	0	0	0	0	0	0	0	11
21:45	0	0	2	2	3	1	1	0	0	0	0	0	0	8
22:00	0	0	2	5	6	1	0	0	0	0	0	0	0	14
22:15	0	0	1	4	4	2	1	0	0	0	0	0	0	12
22:30	0	0	1	5	4	1	0	0	0	0	0	0	0	11
22:45	0	0	1	0	1	0	0	0	0	0	0	0	0	2
23:00	0	0	1	2	2	1	0	0	0	0	0	0	0	6
23:15	0	0	0	2	0	0	0	0	0	0	0	0	0	2
23:30	0	0	0	3	1	0	0	0	0	0	0	0	0	4
23:45	0	0	0	0	0	0	0	0	0	0	0	0	0	0
Totals	30	88	423	1073	773	178	28	4	2					2600
% of Totals	1%	3%	16%	41%	30%	7%	1%	0%	0%					100%

AM Peak Hour	PM Peak Hour	Directional Peak Periods	All Classes	Volume	%	Volume	%	Volume	%	Volume	%		
07:15 - 07:30	07:15 - 07:30	AM 7-9	NOON 12-2	PM 4-6	Off Peak Volumes	440	17%	286	11%	406	16%	1468	56%

Street Name	Direction	15th	50th	Average	85th	95th	ADT
SW 118th Ave	Summary	23	29	29	34	37	2600

# SPEED

SW 118th Ave S/O SW 50th St

Day: Thursday  
Date: 5/18/2023

City: Cooper City  
Project #: FL23\_140259\_003n

## North Bound

Time	< 15	15 - 19	20 - 24	25 - 29	30 - 34	35 - 39	40 - 44	45 - 49	50 - 54	55 - 59	60 - 64	65 - 69	70 +	Total
00:00 AM	0	1	0	2	0	0	0	0	0	0	0	0	0	3
01:00	0	0	0	1	1	0	0	0	0	0	0	0	0	2
02:00	0	0	1	1	0	0	0	0	0	0	0	0	0	2
03:00	0	0	0	1	3	0	0	0	0	0	0	0	0	4
04:00	0	0	0	1	3	0	0	0	0	0	0	0	0	4
05:00	0	1	3	8	7	2	0	0	0	0	0	0	0	21
06:00	0	1	9	17	14	1	0	0	0	0	0	0	0	42
07:00	2	13	60	72	15	4	0	0	0	0	0	0	0	166
08:00	2	4	21	51	22	2	1	0	0	0	0	0	0	103
09:00	0	4	9	38	16	3	0	0	0	0	0	0	0	70
10:00	0	1	10	28	18	2	0	0	0	0	0	0	0	59
11:00	0	2	10	25	16	6	0	0	0	0	0	0	0	59
12:00 PM	0	1	5	30	15	2	0	0	0	0	0	0	0	53
13:00	6	7	8	35	13	1	0	0	0	0	0	0	0	70
14:00	6	7	24	33	13	0	0	0	0	0	0	0	0	83
15:00	0	1	17	43	19	1	0	0	0	0	0	0	0	81
16:00	0	2	9	36	31	3	1	0	0	0	0	0	0	82
17:00	0	0	12	38	31	4	0	0	0	0	0	0	0	85
18:00	0	0	16	39	34	3	0	0	0	0	0	0	0	92
19:00	0	1	9	30	15	6	0	0	0	0	0	0	0	61
20:00	0	1	10	10	9	0	0	0	0	0	0	0	0	30
21:00	0	2	7	10	1	1	0	0	0	0	0	0	0	21
22:00	0	0	4	5	3	1	0	0	0	0	0	0	0	13
23:00	0	0	1	2	1	0	0	0	0	0	0	0	0	4
<b>Totals</b>	<b>16</b>	<b>49</b>	<b>245</b>	<b>556</b>	<b>300</b>	<b>42</b>	<b>2</b>							<b>1210</b>
<b>% of Totals</b>	<b>1%</b>	<b>4%</b>	<b>20%</b>	<b>46%</b>	<b>25%</b>	<b>3%</b>	<b>0%</b>							<b>100%</b>

<b>AM Volumes</b>	4	27	123	245	115	20	1	0	0	0	0	0	0	535
<b>% AM</b>	0%	2%	10%	20%	10%	2%	0%							44%
<b>AM Peak Hour</b>	07:00	07:00	07:00	07:00	08:00	11:00	08:00							07:00
<b>Volume</b>	2	13	60	72	22	6	1							166
<b>PM Volumes</b>	12	22	122	311	185	22	1	0	0	0	0	0	0	675
<b>% PM</b>	1%	2%	10%	26%	15%	2%	0%							56%
<b>PM Peak Hour</b>	13:00	13:00	14:00	15:00	18:00	19:00	16:00							18:00
<b>Volume</b>	6	7	24	43	34	6	1							92

Directional Peak Periods All Speeds	AM 7-9		NOON 12-2		PM 4-6		Off Peak Volumes	
	Volume	%	Volume	%	Volume	%	Volume	%
	269	↔ 22%	123	↔ 10%	167	↔ 14%	651	↔ 54%

Street Name	Direction	Percentiles					ADT
		15th	50th	Average	85th	95th	
SW 118th Ave	North Bound	22	28	27	33	35	1210
SW 118th Ave	South Bound	24	29	29	35	39	1390



# SPEED

SW 118th Ave S/O SW 50th St

Day: Thursday  
Date: 5/18/2023

City: Cooper City  
Project #: FL23\_140259\_003s

## South Bound

Time	< 15	15 - 19	20 - 24	25 - 29	30 - 34	35 - 39	40 - 44	45 - 49	50 - 54	55 - 59	60 - 64	65 - 69	70 +	Total
00:00 AM	0	0	1	5	2	2	0	0	0	0	0	0	0	10
01:00	0	0	0	0	1	0	0	0	0	0	0	0	0	1
02:00	0	0	0	1	1	0	0	0	0	0	0	0	0	2
03:00	0	1	0	0	1	0	0	0	0	0	0	0	0	2
04:00	0	1	0	0	0	1	1	0	0	0	0	0	0	3
05:00	1	1	2	1	0	1	2	0	0	0	0	0	0	8
06:00	0	0	2	5	4	2	0	0	0	0	0	0	0	13
07:00	0	3	28	36	21	7	2	0	0	0	0	0	0	97
08:00	0	2	9	34	23	6	0	0	0	0	0	0	0	74
09:00	1	1	11	22	24	4	0	0	0	0	0	0	0	63
10:00	0	0	4	19	18	6	1	0	0	0	0	0	0	48
11:00	0	5	5	22	26	10	2	0	0	0	0	0	0	70
12:00 PM	0	0	10	25	20	5	1	0	1	0	0	0	0	62
13:00	4	9	16	30	29	11	2	0	0	0	0	0	0	101
14:00	7	10	29	37	27	9	1	0	0	0	0	0	0	120
15:00	0	0	16	42	38	11	4	0	0	0	0	0	0	111
16:00	0	0	9	43	49	12	2	2	0	0	0	0	0	117
17:00	1	1	9	45	45	20	1	0	0	0	0	0	0	122
18:00	0	0	4	48	48	9	3	1	0	0	0	0	0	113
19:00	0	0	11	41	42	6	1	0	0	0	0	0	0	101
20:00	0	0	7	38	26	6	2	1	1	0	0	0	0	81
21:00	0	2	6	9	14	5	1	0	0	0	0	0	0	37
22:00	0	0	1	9	12	3	1	0	0	0	0	0	0	26
23:00	0	0	0	5	2	1	0	0	0	0	0	0	0	8
<b>Totals</b>	<b>14</b>	<b>36</b>	<b>180</b>	<b>517</b>	<b>473</b>	<b>137</b>	<b>27</b>	<b>4</b>	<b>2</b>					<b>1390</b>
<b>% of Totals</b>	<b>1%</b>	<b>3%</b>	<b>13%</b>	<b>37%</b>	<b>34%</b>	<b>10%</b>	<b>2%</b>	<b>0%</b>	<b>0%</b>					<b>100%</b>

<b>AM Volumes</b>	2	14	62	145	121	39	8	0	0	0	0	0	0	391
<b>% AM</b>	0%	1%	4%	10%	9%	3%	1%							28%
<b>AM Peak Hour</b>	05:00	11:00	07:00	07:00	11:00	11:00	05:00							07:00
<b>Volume</b>	1	5	28	36	26	10	2							97
<b>PM Volumes</b>	12	22	118	372	352	98	19	4	2	0	0	0	0	999
<b>% PM</b>	1%	2%	8%	27%	25%	7%	1%	0%	0%					72%
<b>PM Peak Hour</b>	14:00	14:00	14:00	18:00	16:00	17:00	15:00	16:00	12:00					17:00
<b>Volume</b>	7	10	29	48	49	20	4	2	1					122

Directional Peak Periods All Speeds	AM 7-9		NOON 12-2		PM 4-6		Off Peak Volumes	
	Volume	%	Volume	%	Volume	%	Volume	%
	171	↔ 12%	163	↔ 12%	239	↔ 17%	817	↔ 59%

Street Name	Direction	Percentiles					ADT
		15th	50th	Average	85th	95th	
SW 118th Ave	North Bound	22	28	27	33	35	1210
SW 118th Ave	South Bound	24	29	29	35	39	1390

# SPEED

SW 118th Ave S/O SW 50th St

Day: Thursday  
Date: 5/18/2023

City: Cooper City  
Project #: FL23\_140259\_003

## Summary

Time	< 15	15 - 19	20 - 24	25 - 29	30 - 34	35 - 39	40 - 44	45 - 49	50 - 54	55 - 59	60 - 64	65 - 69	70 +	Total
00:00 AM	0	1	1	7	2	2	0	0	0	0	0	0	0	13
01:00	0	0	0	1	2	0	0	0	0	0	0	0	0	3
02:00	0	0	1	2	1	0	0	0	0	0	0	0	0	4
03:00	0	1	0	1	4	0	0	0	0	0	0	0	0	6
04:00	0	1	0	1	3	1	1	0	0	0	0	0	0	7
05:00	1	2	5	9	7	3	2	0	0	0	0	0	0	29
06:00	0	1	11	22	18	3	0	0	0	0	0	0	0	55
07:00	2	16	88	108	36	11	2	0	0	0	0	0	0	263
08:00	2	6	30	85	45	8	1	0	0	0	0	0	0	177
09:00	1	5	20	60	40	7	0	0	0	0	0	0	0	133
10:00	0	1	14	47	36	8	1	0	0	0	0	0	0	107
11:00	0	7	15	47	42	16	2	0	0	0	0	0	0	129
12:00 PM	0	1	15	55	35	7	1	0	1	0	0	0	0	115
13:00	10	16	24	65	42	12	2	0	0	0	0	0	0	171
14:00	13	17	53	70	40	9	1	0	0	0	0	0	0	203
15:00	0	1	33	85	57	12	4	0	0	0	0	0	0	192
16:00	0	2	18	79	80	15	3	2	0	0	0	0	0	199
17:00	1	1	21	83	76	24	1	0	0	0	0	0	0	207
18:00	0	0	20	87	82	12	3	1	0	0	0	0	0	205
19:00	0	1	20	71	57	12	1	0	0	0	0	0	0	162
20:00	0	1	17	48	35	6	2	1	1	0	0	0	0	111
21:00	0	4	13	19	15	6	1	0	0	0	0	0	0	58
22:00	0	0	5	14	15	4	1	0	0	0	0	0	0	39
23:00	0	0	1	7	3	1	0	0	0	0	0	0	0	12
<b>Totals</b>	<b>30</b>	<b>85</b>	<b>425</b>	<b>1073</b>	<b>773</b>	<b>179</b>	<b>29</b>	<b>4</b>	<b>2</b>					<b>2600</b>
<b>% of Totals</b>	<b>1%</b>	<b>3%</b>	<b>16%</b>	<b>41%</b>	<b>30%</b>	<b>7%</b>	<b>1%</b>	<b>0%</b>	<b>0%</b>					<b>100%</b>

<b>AM Volumes</b>	6	41	185	390	236	59	9	0	0	0	0	0	0	926
<b>% AM</b>	0%	2%	7%	15%	9%	2%	0%							36%
<b>AM Peak Hour</b>	07:00	07:00	07:00	07:00	08:00	11:00	05:00							07:00
<b>Volume</b>	2	16	88	108	45	16	2							263
<b>PM Volumes</b>	24	44	240	683	537	120	20	4	2	0	0	0	0	1674
<b>% PM</b>	1%	2%	9%	26%	21%	5%	1%	0%	0%					64%
<b>PM Peak Hour</b>	14:00	14:00	14:00	18:00	18:00	17:00	15:00	16:00	12:00					17:00
<b>Volume</b>	13	17	53	87	82	24	4	2	1					207

Directional Peak Periods All Speeds	AM 7-9		NOON 12-2		PM 4-6		Off Peak Volumes	
	Volume	%	Volume	%	Volume	%	Volume	%
	440	↔ 17%	286	↔ 11%	406	↔ 16%	1468	↔ 56%

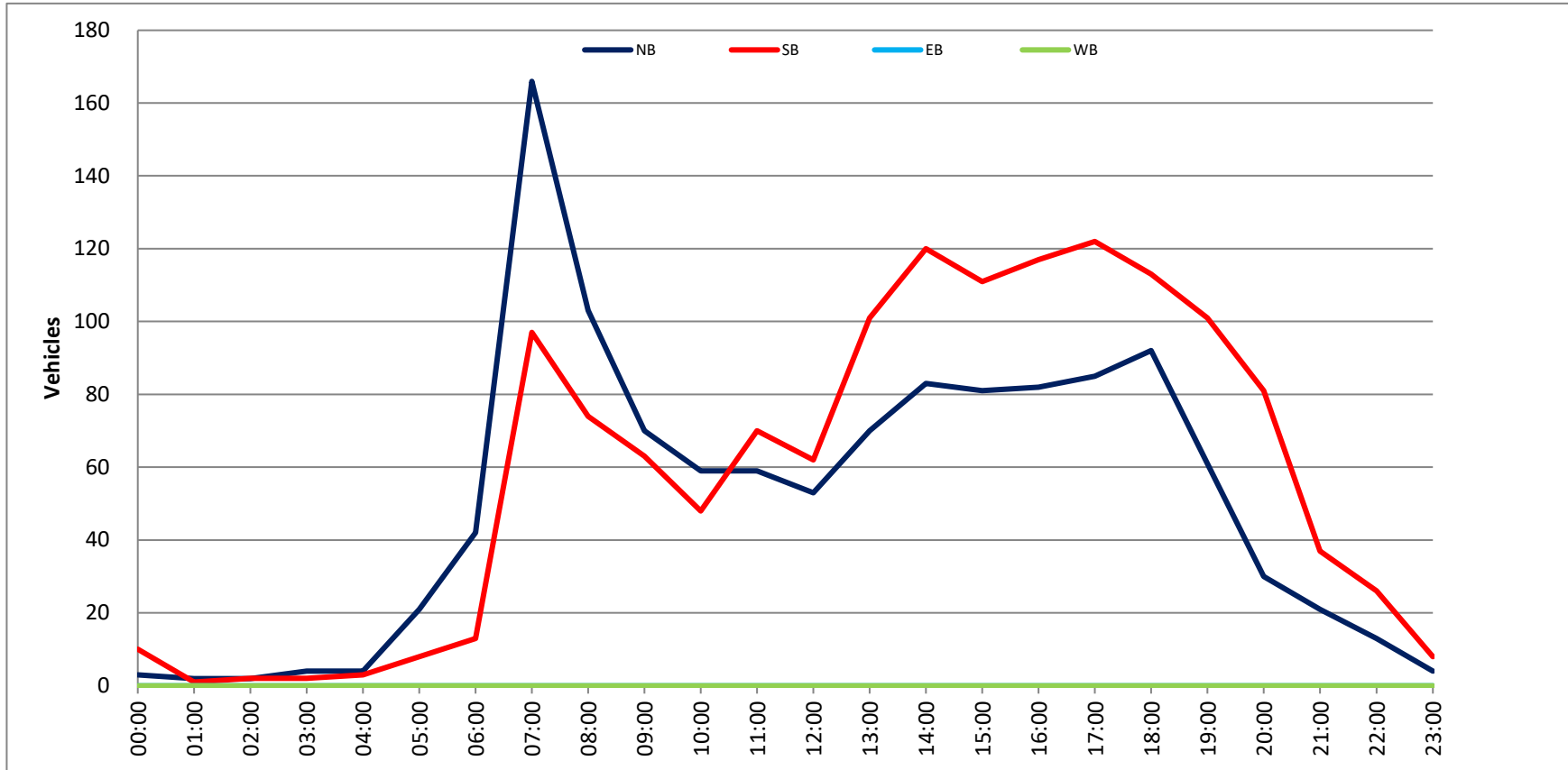
Street Name	Direction	Percentiles					ADT
		15th	50th	Average	85th	95th	
SW 118th Ave	Summary	23	29	29	34	37	2600

SW 118th Ave S/O SW 50th St

Day: Thursday  
 Date: 5/18/2023

City: Cooper City  
 Project #: FL23\_140259\_003

DAILY TOTALS		NB		SB		EB		WB		TOTAL	
		NB	SB	EB	WB	NB	SB	EB	WB		
DAILY TOTALS		1,210	1,390	0	0	0	0	0	0	2,600	
TOTAL											2,600
AM Period	NB	SB	EB	WB	TOTAL	PM Period	NB	SB	EB	WB	TOTAL
00:00	0	4	0	0	4	12:00	15	17	0	0	32
00:15	0	3	0	0	3	12:15	9	18	0	0	27
00:30	2	0	0	0	2	12:30	12	14	0	0	26
00:45	1	3	10	0	14	12:45	17	53	13	62	115
01:00	1	0	0	0	1	13:00	13	22	0	0	35
01:15	1	1	0	0	2	13:15	21	11	0	0	32
01:30	0	0	0	0	0	13:30	17	39	0	0	56
01:45	0	2	1	0	3	13:45	19	70	29	101	171
02:00	1	1	0	0	2	14:00	29	45	0	0	74
02:15	1	0	0	0	1	14:15	13	26	0	0	39
02:30	0	0	0	0	0	14:30	14	21	0	0	35
02:45	0	2	1	0	3	14:45	27	83	28	120	203
03:00	0	0	0	0	0	15:00	18	27	0	0	45
03:15	2	1	0	0	3	15:15	28	23	0	0	51
03:30	1	1	0	0	2	15:30	18	27	0	0	45
03:45	1	4	1	0	6	15:45	17	81	34	111	192
04:00	2	0	0	0	2	16:00	20	28	0	0	48
04:15	0	2	0	0	2	16:15	20	31	0	0	51
04:30	0	0	0	0	0	16:30	20	29	0	0	49
04:45	2	4	1	0	7	16:45	22	82	29	117	199
05:00	4	3	0	0	7	17:00	18	29	0	0	47
05:15	4	1	0	0	5	17:15	21	31	0	0	52
05:30	3	2	0	0	5	17:30	23	21	0	0	44
05:45	10	21	8	0	29	17:45	23	85	41	122	207
06:00	6	2	0	0	8	18:00	24	29	0	0	53
06:15	11	3	0	0	14	18:15	26	28	0	0	54
06:30	11	4	0	0	15	18:30	24	27	0	0	51
06:45	14	4	13	0	18	18:45	18	92	29	113	205
07:00	28	8	0	0	36	19:00	15	25	0	0	45
07:15	36	10	0	0	46	19:15	15	27	0	0	42
07:30	48	30	0	0	78	19:30	12	33	0	0	45
07:45	54	166	49	0	103	19:45	14	61	16	101	162
08:00	30	33	0	0	63	20:00	8	19	0	0	27
08:15	23	12	0	0	35	20:15	8	27	0	0	35
08:30	32	16	0	0	48	20:30	9	24	0	0	33
08:45	18	103	13	0	127	20:45	5	30	11	81	111
09:00	18	17	0	0	35	21:00	8	11	0	0	19
09:15	20	14	0	0	34	21:15	9	11	0	0	20
09:30	12	16	0	0	28	21:30	3	8	0	0	11
09:45	20	70	16	0	86	21:45	1	21	7	37	58
10:00	19	10	0	0	29	22:00	7	7	0	0	14
10:15	14	9	0	0	23	22:15	2	10	0	0	12
10:30	13	16	0	0	29	22:30	2	9	0	0	11
10:45	13	59	13	0	85	22:45	2	13	0	0	17
11:00	15	16	0	0	31	23:00	3	3	0	0	6
11:15	15	16	0	0	31	23:15	0	2	0	0	2
11:30	16	18	0	0	34	23:30	1	3	0	0	4
11:45	13	59	20	0	92	23:45	0	4	0	0	4
TOTALS	535	391			926	TOTALS	675	999			1674
SPLIT %	57.8%	42.2%			35.6%	SPLIT %	40.3%	59.7%			64.4%
DAILY TOTALS		NB		SB		EB		WB		Total	
DAILY TOTALS		1,210	1,390	0	0	0	0	0	0	2,600	
AM Peak Hour	07:15	07:30	07:15	PM Peak Hour	17:45	13:30	17:45	17:00	17:00	17:45	
AM Pk Volume	168	124	290	PM Pk Volume	97	139	222	85	122	222	
Pk Hr Factor	0.778	0.633	0.704	Pk Hr Factor	0.933	0.772	0.867	0.924	0.744	0.867	
7 - 9 Volume	269	171	440	4 - 6 Volume	167	239	406	0.778	0.633	0.809	
7 - 9 Peak Hour	07:15	07:30	07:15	4 - 6 Peak Hour	17:00	17:00	17:00	0.778	0.633	0.809	
7 - 9 Pk Volume	168	124	290	4 - 6 Pk Volume	85	122	207	0.778	0.633	0.809	
Pk Hr Factor	0.778	0.633	0.704	Pk Hr Factor	0.924	0.744	0.867	0.778	0.633	0.809	



Time	< 15	15 - 19	20 - 24	25 - 29	30 - 34	35 - 39	40 - 44	45 - 49	50 - 54	55 - 59	60 - 64	65 - 69	70 +	Total
00:00 AM	0	0	2	1	0	0	0	0	0	0	0	0	0	3
00:15	0	0	1	0	0	0	0	0	0	0	0	0	0	1
00:30	0	0	1	0	0	0	0	0	0	0	0	0	0	1
00:45	0	0	0	0	0	0	1	0	0	0	0	0	0	1
01:00	0	0	0	0	0	0	0	0	0	0	0	0	0	0
01:15	0	0	0	0	0	0	0	0	0	0	0	0	0	0
01:30	0	0	0	1	0	0	0	0	0	0	0	0	0	1
01:45	0	0	0	0	1	0	0	0	0	0	0	0	0	1
02:00	0	0	0	1	0	0	0	0	0	0	0	0	0	1
02:15	0	0	0	0	1	0	0	0	0	0	0	0	0	1
02:30	0	0	0	0	0	0	0	0	0	0	0	0	0	0
02:45	0	0	0	0	0	0	0	0	0	0	0	0	0	0
03:00	0	0	0	2	0	0	0	1	0	0	0	0	0	3
03:15	0	0	0	0	0	0	0	0	0	0	0	0	0	0
03:30	0	0	1	0	0	0	0	0	0	0	0	0	0	1
03:45	0	0	0	0	1	0	0	0	0	0	0	0	0	1
04:00	0	0	0	0	1	0	0	0	0	0	0	0	0	1
04:15	0	0	0	0	0	0	0	0	0	0	0	0	0	0
04:30	0	0	0	0	0	0	0	0	0	0	0	0	0	0
04:45	0	0	0	2	0	0	0	0	0	0	0	0	0	2
05:00	0	0	0	0	1	0	0	0	0	0	0	0	0	1
05:15	0	0	0	0	1	0	0	0	0	0	0	0	0	1
05:30	0	1	2	0	0	0	0	0	0	0	0	0	0	3
05:45	0	0	1	3	0	0	0	0	0	0	0	0	0	4
06:00	0	0	0	1	1	0	1	0	0	0	0	0	0	3
06:15	0	0	2	4	2	0	0	0	0	0	0	0	0	8
06:30	0	0	6	1	0	0	0	0	0	0	0	0	0	7
06:45	1	2	1	2	2	0	0	0	0	0	0	0	0	8
07:00	0	0	6	8	1	0	0	0	0	0	0	0	0	15
07:15	0	0	5	11	1	0	0	0	0	0	0	0	0	17
07:30	0	1	7	11	5	0	0	0	0	0	0	0	0	24
07:45	0	1	7	19	10	1	0	0	0	0	0	0	0	38
08:00	0	0	5	7	2	0	0	0	0	0	0	0	0	14
08:15	0	0	1	5	3	0	0	0	0	0	0	0	0	9
08:30	0	2	4	8	2	0	0	0	0	0	0	0	0	16
08:45	1	1	9	8	1	0	0	0	0	0	0	0	0	20
09:00	1	1	5	8	1	0	0	0	0	0	0	0	0	16
09:15	2	3	6	5	2	0	0	0	0	0	0	0	0	18
09:30	0	1	4	3	1	0	0	0	0	0	0	0	0	9
09:45	0	1	2	1	1	0	0	0	0	0	0	0	0	5
10:00	0	1	3	7	3	1	0	0	0	0	0	0	0	15
10:15	0	1	2	6	1	0	0	0	0	0	0	0	0	10
10:30	0	0	2	4	2	0	0	0	0	0	0	0	0	8
10:45	0	0	3	7	2	0	0	0	0	0	0	0	0	12
11:00	1	4	1	3	0	0	0	0	0	0	0	0	0	9
11:15	1	7	9	2	0	0	0	0	0	0	0	0	0	19
11:30	0	4	5	3	1	0	0	0	0	0	0	0	0	13
11:45	0	2	4	3	0	0	0	0	0	0	0	0	0	9
12:00 PM	1	12	6	2	0	0	0	0	0	0	0	0	0	21
12:15	0	2	4	3	0	0	0	0	0	0	0	0	0	9
12:30	0	3	6	6	1	0	0	0	0	0	0	0	0	16
12:45	0	5	4	12	1	0	1	0	0	0	0	0	0	23
13:00	0	1	12	7	2	0	0	0	0	0	0	0	0	22
13:15	0	1	5	7	5	2	0	0	0	0	0	0	0	20
13:30	0	2	9	6	5	1	0	0	0	0	0	0	0	23
13:45	0	1	5	12	3	1	0	0	0	0	0	0	0	22
14:00	0	2	8	7	5	0	0	0	0	0	0	0	0	22
14:15	1	0	8	4	2	0	0	0	0	0	0	0	0	15
14:30	0	1	4	7	3	0	0	0	0	0	0	0	0	15
14:45	0	0	7	16	9	1	0	0	0	0	0	0	0	33
15:00	1	0	9	15	4	1	0	0	0	0	0	0	0	30
15:15	1	1	4	12	3	2	0	0	0	0	0	0	0	23
15:30	1	1	5	12	4	0	0	0	0	0	0	0	0	23
15:45	0	0	7	13	4	0	1	0	0	0	0	0	0	25
16:00	1	1	2	11	5	0	0	0	0	0	0	0	0	20
16:15	1	1	7	5	3	1	0	0	0	0	0	0	0	18
16:30	0	0	2	11	5	1	0	0	0	0	0	0	0	19
16:45	0	1	2	15	2	1	0	0	0	0	0	0	0	21
17:00	0	0	3	11	6	1	0	0	0	0	0	0	0	21
17:15	0	3	3	16	3	1	0	0	0	0	0	0	0	26
17:30	0	1	5	14	5	1	0	0	0	0	0	0	0	26
17:45	0	4	7	19	6	1	0	0	0	0	0	0	0	37
18:00	0	1	8	16	4	0	0	0	0	0	0	0	0	29
18:15	0	3	7	9	7	0	0	0	0	0	0	0	0	26
18:30	0	0	7	8	3	0	0	0	0	0	0	0	0	18
18:45	0	2	4	8	3	2	0	0	0	0	0	0	0	19
19:00	0	4	7	8	1	0	0	0	0	0	0	0	0	20
19:15	0	1	2	13	2	1	1	0	0	0	0	0	0	20
19:30	2	3	4	7	1	0	0	0	0	0	0	0	0	17
19:45	2	0	7	8	4	0	0	0	0	0	0	0	0	21
20:00	1	0	1	8	4	0	0	0	0	0	0	0	0	14
20:15	0	0	10	10	1	0	0	0	0	0	0	0	0	21
20:30	0	1	5	10	2	0	0	0	0	0	0	0	0	18
20:45	1	2	6	5	1	0	1	0	0	0	0	0	0	16
21:00	0	0	6	8	2	1	0	0	0	0	0	0	0	17
21:15	0	1	1	5	1	1	0	0	0	0	0	0	0	9
21:30	0	0	2	7	0	0	0	0	0	0	0	0	0	9
21:45	0	2	2	0	3	0	0	0	0	0	0	0	0	7
22:00	0	0	1	4	1	1	0	0	0	0	0	0	0	7
22:15	0	1	2	1	1	1	0	0	0	0	0	0	0	6
22:30	1	1	3	5	2	1	0	0	0	0	0	0	0	13
22:45	0	0	2	0	0	0	0	0	0	0	0	0	0	2
23:00	0	0	1	5	1	0	0	0	0	0	0	0	0	7
23:15	0	0	0	0	1	0	0	0	0	0	0	0	0	1
23:30	0	0	1	2	1	0	0	0	0	0	0	0	0	4
23:45	0	2	1	3	0	0	0	0	0	0	0	0	0	6
Totals	22	98	331	544	178	25	6	1						1207
% of Totals	2%	8%	27%	45%	15%	2%	0%	0%						100%

Directional Peak Periods	AM 7-9			NOON 12-2			PM 4-6			Off Peak Volumes		
All Classes	Volume	%		Volume	%		Volume	%		Volume	%	
	153	13%	← →	156	13%	← →	188	16%	← →	710	59%	← →

Street Name	Direction	Percentiles					
		15th	50th	Average	85th	95th	ADT
SW 118th Ave	North Bound	21	26	26	31	34	1207
SW 118th Ave	South Bound	20	24	24	29	32	1408

South Bound

Time	< 15	15 - 19	20 - 24	25 - 29	30 - 34	35 - 39	40 - 44	45 - 49	50 - 54	55 - 59	60 - 64	65 - 69	70 +	Total
00:00 AM	0	0	1	0	0	0	0	0	0	0	0	0	0	1
00:15	1	0	1	0	0	0	0	0	0	0	0	0	0	2
00:30	0	0	2	0	0	0	0	0	0	0	0	0	0	2
00:45	0	0	2	0	0	0	0	0	0	0	0	0	0	2
01:00	0	0	0	0	0	0	0	0	0	0	0	0	0	0
01:15	0	0	0	0	0	0	0	0	0	0	0	0	0	0
01:30	0	0	0	0	0	0	0	0	0	0	0	0	0	0
01:45	0	0	0	0	0	0	0	0	0	0	0	0	0	0
02:00	0	1	0	0	0	0	0	0	0	0	0	0	0	1
02:15	0	0	0	1	0	0	0	0	0	0	0	0	0	1
02:30	0	0	0	0	0	0	0	0	0	0	0	0	0	0
02:45	0	0	0	0	0	0	0	0	0	0	0	0	0	0
03:00	0	0	0	0	0	0	0	0	0	0	0	0	0	0
03:15	0	0	0	1	0	0	0	0	0	0	0	0	0	1
03:30	0	0	1	0	0	0	0	0	0	0	0	0	0	1
03:45	0	0	0	0	2	0	0	0	0	0	0	0	0	2
04:00	0	0	0	1	0	0	0	0	0	0	0	0	0	1
04:15	0	0	0	1	1	0	0	0	0	0	0	0	0	2
04:30	0	0	1	1	1	1	0	0	0	0	0	0	0	4
04:45	0	0	1	2	1	1	0	0	0	0	0	0	0	5
05:00	0	1	0	1	1	1	0	0	0	0	0	0	0	4
05:15	0	0	1	1	1	0	0	0	0	0	0	0	0	2
05:30	1	1	4	0	0	0	0	0	0	0	0	0	0	6
05:45	0	1	1	0	1	0	0	0	0	0	0	0	0	3
06:00	0	0	2	3	1	0	0	0	0	0	0	0	0	6
06:15	0	1	5	1	0	0	0	0	0	0	0	0	0	7
06:30	0	0	8	6	0	0	0	0	0	0	0	0	0	10
06:45	0	1	3	8	0	1	0	0	0	0	0	0	0	13
07:00	0	1	11	10	0	0	0	0	0	0	0	0	0	22
07:15	0	2	12	14	0	0	0	0	0	0	0	0	0	28
07:30	2	5	17	13	1	0	0	0	0	0	0	0	0	38
07:45	0	1	23	22	5	0	0	0	0	0	0	0	0	51
08:00	0	5	19	9	1	0	0	0	0	0	0	0	0	34
08:15	0	1	5	12	2	0	0	0	0	0	0	0	0	20
08:30	0	2	7	3	0	0	0	0	0	0	0	0	0	12
08:45	1	1	10	7	4	0	0	0	0	0	0	0	0	23
09:00	0	2	8	8	1	0	0	0	0	0	0	0	0	19
09:15	0	0	14	5	0	1	0	0	0	0	0	0	0	17
09:30	1	0	6	6	0	0	0	0	0	0	0	0	0	13
09:45	0	1	3	6	2	0	0	0	0	0	0	0	0	12
10:00	0	3	5	4	1	0	0	0	0	0	0	0	0	13
10:15	0	1	3	4	1	0	0	0	0	0	0	0	0	9
10:30	0	0	7	7	0	0	0	0	0	0	0	0	0	14
10:45	0	0	5	7	0	0	0	0	0	0	0	0	0	15
11:00	3	3	16	3	0	0	0	0	0	0	0	0	0	25
11:15	2	8	6	1	0	0	0	0	0	0	0	0	0	17
11:30	1	2	10	2	1	0	0	0	0	0	0	0	0	16
11:45	5	6	3	8	1	0	0	0	0	0	0	0	0	23
12:00 PM	2	4	7	1	0	0	0	0	0	0	0	0	0	14
12:15	0	1	4	8	0	0	0	0	0	0	0	0	0	13
12:30	0	2	12	3	0	0	0	0	0	0	0	0	0	17
12:45	0	7	10	8	1	0	0	0	0	0	0	0	0	26
13:00	1	3	7	5	0	0	0	0	0	0	0	0	0	16
13:15	0	2	7	10	1	0	0	0	0	0	0	0	0	20
13:30	1	2	8	4	0	0	0	0	0	0	0	0	0	16
13:45	1	2	8	5	1	0	0	0	0	0	0	0	0	17
14:00	1	4	17	11	2	0	0	0	0	0	0	0	0	35
14:15	3	1	14	6	2	0	0	0	0	0	0	0	0	26
14:30	0	1	6	11	0	0	0	0	0	0	0	0	0	18
14:45	0	2	10	9	1	0	0	0	0	0	0	0	0	22
15:00	1	5	10	10	0	0	0	0	0	0	0	0	0	26
15:15	3	3	9	8	2	0	0	0	0	0	0	0	0	25
15:30	0	2	5	12	2	0	0	0	0	0	0	0	0	21
15:45	0	1	9	8	1	0	0	0	0	0	0	0	0	19
16:00	0	1	8	13	0	1	0	0	0	0	0	0	0	23
16:15	0	5	15	9	0	1	0	0	0	0	0	0	0	30
16:30	0	3	15	17	4	0	0	0	0	0	0	0	0	39
16:45	0	3	13	9	0	0	0	0	0	0	0	0	0	25
17:00	0	0	8	18	5	0	0	0	0	0	0	0	0	31
17:15	3	4	22	8	1	1	0	0	0	0	0	0	0	39
17:30	1	5	9	9	3	0	0	0	0	0	0	0	0	27
17:45	0	3	17	19	4	0	0	0	0	0	0	0	0	43
18:00	1	0	15	11	3	0	0	0	0	0	0	0	0	30
18:15	0	3	6	10	4	0	0	0	0	0	0	0	0	23
18:30	0	3	16	6	2	1	0	0	0	0	0	0	0	28
18:45	1	4	10	7	2	0	0	0	0	0	0	0	0	24
19:00	0	0	0	14	10	1	0	0	0	0	0	0	0	25
19:15	0	2	9	3	0	0	0	0	0	0	0	0	0	14
19:30	3	2	6	13	0	0	0	0	0	0	0	0	0	24
19:45	0	1	7	7	2	0	0	0	0	0	0	0	0	17
20:00	1	4	13	4	1	0	0	0	0	0	0	0	0	23
20:15	0	1	15	8	2	0	0	0	0	0	0	0	0	26
20:30	1	0	6	5	1	0	0	0	0	0	0	0	0	8
20:45	0	1	5	2	1	0	0	0	0	0	0	0	0	9
21:00	0	0	5	3	1	0	0	0	0	0	0	0	0	9
21:15	1	2	5	1	0	1	0	0	0	0	0	0	0	10
21:30	0	0	6	5	0	0	0	0	0	0	0	0	0	11
21:45	0	1	7	3	0	0	0	0	0	0	0	0	0	11
22:00	0	2	3	0	2	0	0	0	0	0	0	0	0	7
22:15	0	1	2	3	0	0	0	0	0	0	0	0	0	6
22:30	0	2	0	2	0	0	0	0	0	0	0	0	0	4
22:45	0	0	1	1	0	0	0	0	0	0	0	0	0	2
23:00	0	0	1	0	1	0	0	0	0	0	0	0	0	2
23:15	0	0	0	0	1	0	0	0	0	0	0	0	0	1
23:30	0	1	0	0	2	0	0	0	0	0	0	0	0	3
23:45	0	2	3	1	0	0	0	0	0	0	0	0	0	6
Totals	42	148	619	502	87	10								1408
% of Totals	3%	11%	44%	36%	6%	1%								100%

Directional Peak Periods	Volume	%	Directional Peak Periods	Volume	%	Directional Peak Periods	Volume	%	Directional Peak Periods	Volume	%
AM Peak Hour	11	20	71	71	59	3	3	3	3	3	3
PM Peak Hour	25	98	404	322	57	1	1	1	1	1	1
NOON 12-2	139	10%	PM 4-6	257	18%	Off Peak Volumes	784	56%			

Street Name	Direction	15th	50th	Average	85th	95th	ADT
SW 118th Ave	North Bound	21	26	26	31	34	1207
SW 118th Ave	South Bound	20	24	24	29	32	1408

Summary

Time	< 15	15 - 19	20 - 24	25 - 29	30 - 34	35 - 39	40 - 44	45 - 49	50 - 54	55 - 59	60 - 64	65 - 69	70 +	Total
00:00 AM	0	0	3	1	0	0	0	0	0	0	0	0	0	4
00:15	1	0	1	1	0	0	0	0	0	0	0	0	0	3
00:30	0	0	3	0	0	0	0	0	0	0	0	0	0	3
00:45	0	0	2	0	0	0	1	0	0	0	0	0	0	3
01:00	0	0	0	0	0	0	0	0	0	0	0	0	0	0
01:15	0	0	0	0	0	0	0	0	0	0	0	0	0	0
01:30	0	0	0	1	0	0	0	0	0	0	0	0	0	1
01:45	0	0	0	0	1	0	0	0	0	0	0	0	0	1
02:00	0	1	0	1	0	0	0	0	0	0	0	0	0	2
02:15	0	0	0	1	1	0	0	0	0	0	0	0	0	2
02:30	0	0	0	0	0	0	0	0	0	0	0	0	0	0
02:45	0	0	0	0	0	0	0	0	0	0	0	0	0	0
03:00	0	0	0	2	0	0	0	1	0	0	0	0	0	3
03:15	0	0	0	1	0	0	0	0	0	0	0	0	0	1
03:30	0	0	2	0	0	0	0	0	0	0	0	0	0	2
03:45	0	0	0	0	3	1	0	0	0	0	0	0	0	4
04:00	0	0	0	1	1	0	0	0	0	0	0	0	0	2
04:15	0	0	0	1	1	0	0	0	0	0	0	0	0	2
04:30	0	0	1	1	1	1	0	0	0	0	0	0	0	4
04:45	0	0	1	1	1	1	0	0	0	0	0	0	0	7
05:00	0	1	0	1	2	1	0	0	0	0	0	0	0	5
05:15	0	0	1	2	0	0	0	0	0	0	0	0	0	3
05:30	1	2	6	0	0	0	0	0	0	0	0	0	0	9
05:45	0	1	2	3	1	0	0	0	0	0	0	0	0	7
06:00	0	0	2	4	2	0	1	0	0	0	0	0	0	9
06:15	0	1	7	5	2	0	0	0	0	0	0	0	0	15
06:30	0	0	9	7	1	0	0	0	0	0	0	0	0	17
06:45	1	3	4	10	2	1	0	0	0	0	0	0	0	21
07:00	0	1	17	18	1	0	0	0	0	0	0	0	0	37
07:15	0	2	17	25	1	0	0	0	0	0	0	0	0	45
07:30	2	6	24	24	6	0	0	0	0	0	0	0	0	62
07:45	0	2	30	41	15	1	0	0	0	0	0	0	0	89
08:00	0	5	24	16	3	0	0	0	0	0	0	0	0	48
08:15	0	1	6	17	5	0	0	0	0	0	0	0	0	29
08:30	0	4	11	11	2	0	0	0	0	0	0	0	0	28
08:45	2	2	19	15	5	0	0	0	0	0	0	0	0	43
09:00	1	3	13	16	2	0	0	0	0	0	0	0	0	35
09:15	2	3	17	10	2	1	0	0	0	0	0	0	0	35
09:30	0	0	10	9	1	0	0	0	0	0	0	0	0	22
09:45	0	2	5	7	3	0	0	0	0	0	0	0	0	17
10:00	0	4	8	11	4	1	0	0	0	0	0	0	0	28
10:15	0	2	5	10	2	0	0	0	0	0	0	0	0	19
10:30	0	0	9	11	2	0	0	0	0	0	0	0	0	22
10:45	0	0	8	14	5	0	0	0	0	0	0	0	0	27
11:00	4	7	17	6	0	0	0	0	0	0	0	0	0	34
11:15	3	15	15	3	0	0	0	0	0	0	0	0	0	36
11:30	1	6	15	5	2	0	0	0	0	0	0	0	0	29
11:45	5	8	7	11	1	0	0	0	0	0	0	0	0	32
12:00 PM	3	16	13	3	0	0	0	0	0	0	0	0	0	35
12:15	0	3	8	11	0	0	0	0	0	0	0	0	0	22
12:30	0	5	18	9	1	0	0	0	0	0	0	0	0	33
12:45	0	12	14	20	2	0	1	0	0	0	0	0	0	49
13:00	1	4	19	12	2	0	0	0	0	0	0	0	0	38
13:15	0	3	12	17	6	2	0	0	0	0	0	0	0	40
13:30	1	4	17	10	6	1	0	0	0	0	0	0	0	39
13:45	1	3	13	17	4	1	0	0	0	0	0	0	0	39
14:00	1	6	25	18	7	0	0	0	0	0	0	0	0	57
14:15	4	1	22	10	4	0	0	0	0	0	0	0	0	41
14:30	0	2	10	18	3	0	0	0	0	0	0	0	0	33
14:45	0	2	17	25	10	1	0	0	0	0	0	0	0	55
15:00	2	5	19	25	4	1	0	0	0	0	0	0	0	56
15:15	4	4	13	20	5	2	0	0	0	0	0	0	0	48
15:30	1	3	10	24	6	0	0	0	0	0	0	0	0	44
15:45	0	1	16	21	5	0	1	0	0	0	0	0	0	44
16:00	1	2	10	24	5	1	0	0	0	0	0	0	0	43
16:15	1	6	23	14	3	2	0	0	0	0	0	0	0	48
16:30	0	3	17	28	9	1	0	0	0	0	0	0	0	58
16:45	0	4	15	24	2	1	0	0	0	0	0	0	0	46
17:00	0	0	11	29	11	1	0	0	0	0	0	0	0	52
17:15	3	7	25	24	4	2	0	0	0	0	0	0	0	65
17:30	1	6	14	23	8	1	0	0	0	0	0	0	0	59
17:45	0	7	24	38	10	1	0	0	0	0	0	0	0	80
18:00	1	1	23	27	7	0	0	0	0	0	0	0	0	59
18:15	0	6	13	19	11	0	0	0	0	0	0	0	0	49
18:30	0	3	23	14	5	1	0	0	0	0	0	0	0	46
18:45	1	6	14	15	5	2	0	0	0	0	0	0	0	43
19:00	0	4	21	18	2	0	0	0	0	0	0	0	0	45
19:15	0	3	11	16	2	1	0	0	0	0	0	0	0	34
19:30	5	5	10	20	1	0	0	0	0	0	0	0	0	41
19:45	2	1	14	15	6	0	0	0	0	0	0	0	0	38
20:00	2	4	14	12	5	0	0	0	0	0	0	0	0	37
20:15	0	1	25	18	3	0	0	0	0	0	0	0	0	47
20:30	1	1	11	11	1	0	0	0	0	0	0	0	0	26
20:45	1	3	11	7	2	0	1	0	0	0	0	0	0	25
21:00	0	0	11	11	3	1	0	0	0	0	0	0	0	26
21:15	1	3	6	6	1	2	0	0	0	0	0	0	0	19
21:30	0	0	8	12	0	0	0	0	0	0	0	0	0	20
21:45	0	3	8	9	3	0	0	0	0	0	0	0	0	18
22:00	0	2	4	4	3	1	0	0	0	0	0	0	0	14
22:15	0	2	4	4	1	1	0	0	0	0	0	0	0	12
22:30	1	3	3	7	2	1	0	0	0	0	0	0	0	17
22:45	0	0	3	1	0	0	0	0	0	0	0	0	0	4
23:00	0	0	2	5	2	0	0	0	0	0	0	0	0	9
23:15	0	0	0	1	1	0	0	0	0	0	0	0	0	2
23:30	0	1	1	2	3	0	0	0	0	0	0	0	0	7
23:45	0	4	4	4	0	0	0	0	0	0	0	0	0	12
Totals	64	247	950	1046	266	35	6	1						2615
% of Totals	2%	9%	36%	40%	10%	1%	0%	0%						100%

Directional Peak Periods	AM 7-9			NOON 12-2			PM 4-6			Off Peak Volumes		
All Classes	Volume	%		Volume	%		Volume	%		Volume	%	
	381	15%	← →	295	11%	← →	445	17%	← →	1494	57%	← →

Street Name	Direction	15th	50th	Average	85th	95th	ADT
SW 118th Ave	Summary	20	25	25	30	33	2615

# SPEED

SW 118th Ave S/O SW 55th St

Day: Tuesday  
Date: 5/16/2023

City: Cooper City  
Project #: FL23\_140259\_004n

## North Bound

Time	< 15	15 - 19	20 - 24	25 - 29	30 - 34	35 - 39	40 - 44	45 - 49	50 - 54	55 - 59	60 - 64	65 - 69	70 +	Total
00:00 AM	0	0	3	2	0	0	1	0	0	0	0	0	0	6
01:00	0	0	0	1	1	0	0	0	0	0	0	0	0	2
02:00	0	0	0	1	1	0	0	0	0	0	0	0	0	2
03:00	0	0	1	3	1	0	0	1	0	0	0	0	0	6
04:00	0	0	0	2	1	0	0	0	0	0	0	0	0	3
05:00	0	1	3	4	1	0	0	0	0	0	0	0	0	9
06:00	1	2	9	8	5	0	1	0	0	0	0	0	0	26
07:00	0	2	25	49	17	1	0	0	0	0	0	0	0	94
08:00	1	3	19	28	8	0	0	0	0	0	0	0	0	59
09:00	4	5	17	17	5	0	0	0	0	0	0	0	0	48
10:00	0	2	10	24	8	1	0	0	0	0	0	0	0	45
11:00	2	17	19	11	1	0	0	0	0	0	0	0	0	50
12:00 PM	1	22	20	23	2	0	1	0	0	0	0	0	0	69
13:00	0	5	31	32	15	4	0	0	0	0	0	0	0	87
14:00	1	3	27	34	19	1	0	0	0	0	0	0	0	85
15:00	3	2	25	52	15	3	1	0	0	0	0	0	0	101
16:00	2	3	13	42	15	3	0	0	0	0	0	0	0	78
17:00	0	8	18	60	20	4	0	0	0	0	0	0	0	110
18:00	0	6	26	41	17	2	0	0	0	0	0	0	0	92
19:00	4	8	20	36	8	1	1	0	0	0	0	0	0	78
20:00	2	3	23	33	7	0	1	0	0	0	0	0	0	69
21:00	0	3	11	20	6	2	0	0	0	0	0	0	0	42
22:00	1	2	8	10	4	3	0	0	0	0	0	0	0	28
23:00	0	2	3	11	2	0	0	0	0	0	0	0	0	18
<b>Totals</b>	<b>22</b>	<b>99</b>	<b>331</b>	<b>544</b>	<b>179</b>	<b>25</b>	<b>6</b>	<b>1</b>						<b>1207</b>
<b>% of Totals</b>	<b>2%</b>	<b>8%</b>	<b>27%</b>	<b>45%</b>	<b>15%</b>	<b>2%</b>	<b>0%</b>	<b>0%</b>						<b>100%</b>

<b>AM Volumes</b>	8	32	106	150	49	2	2	1	0	0	0	0	0	350				
<b>% AM</b>	1%	3%	9%	12%	4%	0%	0%	0%						29%				
<b>AM Peak Hour</b>	09:00	11:00	07:00	07:00	07:00	07:00		03:00						07:00				
<b>Volume</b>	4	17	25	49	17	1	1	1						94				
<b>PM Volumes</b>	14	67	225	394	130	23	4	0	0	0	0	0	0	857				
<b>% PM</b>	1%	6%	19%	33%	11%	2%	0%							71%				
<b>PM Peak Hour</b>	19:00	12:00	13:00	17:00	17:00	13:00	12:00							17:00				
<b>Volume</b>	4	22	31	60	20	4	1							110				
<b>Directional Peak Periods All Speeds</b>			<b>AM 7-9</b>				<b>NOON 12-2</b>				<b>PM 4-6</b>				<b>Off Peak Volumes</b>			
			Volume		%		Volume		%		Volume		%		Volume		%	
			153 ↔		13%		156 ↔		13%		188 ↔		16%		710 ↔		59%	

Street Name	Direction	Percentiles					
		15th	50th	Average	85th	95th	ADT
SW 118th Ave	North Bound	21	26	26	31	34	1207
SW 118th Ave	South Bound	20	24	24	29	32	1408



# SPEED

SW 118th Ave S/O SW 55th St

Day: Tuesday  
Date: 5/16/2023

City: Cooper City  
Project #: FL23\_140259\_004s

## South Bound

Time	< 15	15 - 19	20 - 24	25 - 29	30 - 34	35 - 39	40 - 44	45 - 49	50 - 54	55 - 59	60 - 64	65 - 69	70 +	Total
00:00 AM	1	0	6	0	0	0	0	0	0	0	0	0	0	7
01:00	0	0	0	0	0	0	0	0	0	0	0	0	0	0
02:00	0	1	0	1	0	0	0	0	0	0	0	0	0	2
03:00	0	0	1	3	0	0	0	0	0	0	0	0	0	4
04:00	0	0	2	5	3	2	0	0	0	0	0	0	0	12
05:00	1	3	6	2	2	1	0	0	0	0	0	0	0	15
06:00	0	2	13	18	2	1	0	0	0	0	0	0	0	36
07:00	2	9	63	59	6	0	0	0	0	0	0	0	0	139
08:00	1	9	41	31	7	0	0	0	0	0	0	0	0	89
09:00	1	3	28	25	3	1	0	0	0	0	0	0	0	61
10:00	0	4	20	22	5	0	0	0	0	0	0	0	0	51
11:00	11	19	35	14	2	0	0	0	0	0	0	0	0	81
12:00 PM	2	14	33	20	1	0	0	0	0	0	0	0	0	70
13:00	3	9	30	24	3	0	0	0	0	0	0	0	0	69
14:00	4	8	47	37	5	0	0	0	0	0	0	0	0	101
15:00	4	11	33	38	5	0	0	0	0	0	0	0	0	91
16:00	0	12	51	48	4	2	0	0	0	0	0	0	0	117
17:00	4	12	56	54	13	1	0	0	0	0	0	0	0	140
18:00	2	10	47	34	11	1	0	0	0	0	0	0	0	105
19:00	3	5	36	33	3	0	0	0	0	0	0	0	0	80
20:00	2	6	38	15	5	0	0	0	0	0	0	0	0	66
21:00	1	3	23	12	1	1	0	0	0	0	0	0	0	41
22:00	0	5	6	6	2	0	0	0	0	0	0	0	0	19
23:00	0	3	4	1	4	0	0	0	0	0	0	0	0	12
<b>Totals</b>	<b>42</b>	<b>148</b>	<b>619</b>	<b>502</b>	<b>87</b>	<b>10</b>								<b>1408</b>
<b>% of Totals</b>	<b>3%</b>	<b>11%</b>	<b>44%</b>	<b>36%</b>	<b>6%</b>	<b>1%</b>								<b>100%</b>

<b>AM Volumes</b>	17	50	215	180	30	5	0	0	0	0	0	0	0	497
<b>% AM</b>	1%	4%	15%	13%	2%	0%								35%
<b>AM Peak Hour</b>	11:00	11:00	07:00	07:00	08:00	04:00								07:00
<b>Volume</b>	11	19	63	59	7	2								139
<b>PM Volumes</b>	25	98	404	322	57	5	0	0	0	0	0	0	0	911
<b>% PM</b>	2%	7%	29%	23%	4%	0%								65%
<b>PM Peak Hour</b>	14:00	12:00	17:00	17:00	17:00	16:00								17:00
<b>Volume</b>	4	14	56	54	13	2								140

Directional Peak Periods All Speeds	AM 7-9		NOON 12-2		PM 4-6		Off Peak Volumes	
	Volume	%	Volume	%	Volume	%	Volume	%
	228	↔ 16%	139	↔ 10%	257	↔ 18%	784	↔ 56%

Street Name	Direction	Percentiles					ADT
		15th	50th	Average	85th	95th	
SW 118th Ave	North Bound	21	26	26	31	34	1207
SW 118th Ave	South Bound	20	24	24	29	32	1408

# SPEED

SW 118th Ave S/O SW 55th St

Day: Tuesday  
Date: 5/16/2023

City: Cooper City  
Project #: FL23\_140259\_004

## Summary

Time	< 15	15 - 19	20 - 24	25 - 29	30 - 34	35 - 39	40 - 44	45 - 49	50 - 54	55 - 59	60 - 64	65 - 69	70 +	Total
00:00 AM	1	0	9	2	0	0	1	0	0	0	0	0	0	13
01:00	0	0	0	1	1	0	0	0	0	0	0	0	0	2
02:00	0	1	0	2	1	0	0	0	0	0	0	0	0	4
03:00	0	0	2	6	1	0	0	1	0	0	0	0	0	10
04:00	0	0	2	7	4	2	0	0	0	0	0	0	0	15
05:00	1	4	9	6	3	1	0	0	0	0	0	0	0	24
06:00	1	4	22	26	7	1	1	0	0	0	0	0	0	62
07:00	2	11	88	108	23	1	0	0	0	0	0	0	0	233
08:00	2	12	60	59	15	0	0	0	0	0	0	0	0	148
09:00	5	8	45	42	8	1	0	0	0	0	0	0	0	109
10:00	0	6	30	46	13	1	0	0	0	0	0	0	0	96
11:00	13	36	54	25	3	0	0	0	0	0	0	0	0	131
12:00 PM	3	36	53	43	3	0	1	0	0	0	0	0	0	139
13:00	3	14	61	56	18	4	0	0	0	0	0	0	0	156
14:00	5	11	74	71	24	1	0	0	0	0	0	0	0	186
15:00	7	13	58	90	20	3	1	0	0	0	0	0	0	192
16:00	2	15	64	90	19	5	0	0	0	0	0	0	0	195
17:00	4	20	74	114	33	5	0	0	0	0	0	0	0	250
18:00	2	16	73	75	28	3	0	0	0	0	0	0	0	197
19:00	7	13	56	69	11	1	1	0	0	0	0	0	0	158
20:00	4	9	61	48	12	0	1	0	0	0	0	0	0	135
21:00	1	6	34	32	7	3	0	0	0	0	0	0	0	83
22:00	1	7	14	16	6	3	0	0	0	0	0	0	0	47
23:00	0	5	7	12	6	0	0	0	0	0	0	0	0	30
<b>Totals</b>	<b>64</b>	<b>247</b>	<b>950</b>	<b>1046</b>	<b>266</b>	<b>35</b>	<b>6</b>	<b>1</b>						<b>2615</b>
<b>% of Totals</b>	<b>2%</b>	<b>9%</b>	<b>36%</b>	<b>40%</b>	<b>10%</b>	<b>1%</b>	<b>0%</b>	<b>0%</b>						<b>100%</b>

<b>AM Volumes</b>	25	82	321	330	79	7	2	1	0	0	0	0	0	847
<b>% AM</b>	1%	3%	12%	13%	3%	0%	0%	0%						32%
<b>AM Peak Hour</b>	11:00	11:00	07:00	07:00	07:00	04:00		03:00						07:00
<b>Volume</b>	13	36	88	108	23	2	1	1						233
<b>PM Volumes</b>	39	165	629	716	187	28	4	0	0	0	0	0	0	1768
<b>% PM</b>	1%	6%	24%	27%	7%	1%	0%							68%
<b>PM Peak Hour</b>	15:00	12:00	14:00	17:00	17:00	16:00	12:00							17:00
<b>Volume</b>	7	36	74	114	33	5	1							250

Directional Peak Periods All Speeds	AM 7-9		NOON 12-2		PM 4-6		Off Peak Volumes	
	Volume	%	Volume	%	Volume	%	Volume	%
	381	↔ 15%	295	↔ 11%	445	↔ 17%	1494	↔ 57%

Street Name	Direction	Percentiles					ADT
		15th	50th	Average	85th	95th	
SW 118th Ave	Summary	20	25	25	30	33	2615

SW 118th Ave S/O SW 55th St

Day: Tuesday  
Date: 5/16/2023

City: Cooper City  
Project #: FL23\_140259\_004

DAILY TOTALS												Total	
				NB		SB		EB		WB			
				1,207		1,408		0		0		2,615	
AM Period	NB	SB	EB	WB	TOTAL	PM Period	NB	SB	EB	WB	TOTAL		
00:00	3	1	0	0	4	12:00	21	14	0	0	35		
00:15	1	2	0	0	3	12:15	9	13	0	0	22		
00:30	1	2	0	0	3	12:30	16	17	0	0	33		
00:45	1	6	2	0	3	12:45	23	69	26	70	49	139	
01:00	0	0	0	0	0	13:00	22	16	0	0	38		
01:15	0	0	0	0	0	13:15	20	20	0	0	40		
01:30	1	0	0	0	1	13:30	23	16	0	0	39		
01:45	1	2	0	0	1	13:45	22	87	17	69	39	156	
02:00	1	1	0	0	2	14:00	22	35	0	0	57		
02:15	1	1	0	0	2	14:15	15	26	0	0	41		
02:30	0	0	0	0	0	14:30	15	18	0	0	33		
02:45	0	2	0	0	4	14:45	33	85	22	101	55	186	
03:00	3	0	0	0	3	15:00	30	26	0	0	56		
03:15	0	1	0	0	1	15:15	23	25	0	0	48		
03:30	1	1	0	0	2	15:30	23	21	0	0	44		
03:45	2	6	2	4	4	15:45	25	101	19	91	44	192	
04:00	1	1	0	0	2	16:00	20	23	0	0	43		
04:15	0	2	0	0	2	16:15	18	30	0	0	48		
04:30	0	4	0	0	4	16:30	19	39	0	0	58		
04:45	2	3	5	12	7	16:45	21	78	25	117	46	195	
05:00	1	4	0	0	5	17:00	21	31	0	0	52		
05:15	1	2	0	0	3	17:15	26	39	0	0	65		
05:30	3	6	0	0	9	17:30	26	27	0	0	53		
05:45	4	9	3	15	7	17:45	37	110	43	140	80	250	
06:00	3	6	0	0	9	18:00	29	30	0	0	59		
06:15	8	7	0	0	15	18:15	26	23	0	0	49		
06:30	7	10	0	0	17	18:30	18	28	0	0	46		
06:45	8	26	13	36	21	18:45	19	92	24	105	43	197	
07:00	15	22	0	0	37	19:00	20	25	0	0	45		
07:15	17	28	0	0	45	19:15	20	14	0	0	34		
07:30	24	38	0	0	62	19:30	17	24	0	0	41		
07:45	38	94	51	139	89	19:45	21	78	17	80	38	158	
08:00	14	34	0	0	48	20:00	14	23	0	0	37		
08:15	9	20	0	0	29	20:15	21	26	0	0	47		
08:30	16	12	0	0	28	20:30	18	8	0	0	26		
08:45	20	59	23	89	43	20:45	16	69	9	66	25	135	
09:00	16	19	0	0	35	21:00	17	9	0	0	26		
09:15	18	17	0	0	35	21:15	9	10	0	0	19		
09:30	9	13	0	0	22	21:30	9	11	0	0	20		
09:45	5	48	12	61	17	21:45	7	42	11	41	18	83	
10:00	15	13	0	0	28	22:00	7	7	0	0	14		
10:15	10	9	0	0	19	22:15	6	6	0	0	12		
10:30	8	14	0	0	22	22:30	13	4	0	0	17		
10:45	12	45	15	51	27	22:45	2	28	2	19	4	47	
11:00	9	25	0	0	34	23:00	7	2	0	0	9		
11:15	19	17	0	0	36	23:15	1	1	0	0	2		
11:30	13	16	0	0	29	23:30	4	3	0	0	7		
11:45	9	50	23	81	32	23:45	6	18	6	12	12	30	
TOTALS	350	497			847	TOTALS	857	911			1768		
SPLIT %	41.3%	58.7%			32.4%	SPLIT %	48.5%	51.5%			67.6%		
<b>DAILY TOTALS</b>												<b>Total</b>	
				NB		SB		EB		WB		2,615	
				1,207		1,408		0		0			

AM Peak Hour	07:00	07:15	07:15	PM Peak Hour	17:15	17:00	17:00	17:15			17:15
AM Pk Volume	94	151	244	PM Pk Volume	118	140	140	257			257
Pk Hr Factor	0.618	0.740	0.685	Pk Hr Factor	0.797	0.814	0.814	0.803			0.803
7 - 9 Volume	153	228	381	4 - 6 Volume	188	257	257	445			445
7 - 9 Peak Hour	07:00	07:15	07:15	4 - 6 Peak Hour	17:00	17:00	17:00	17:00			17:00
7 - 9 Pk Volume	94	151	244	4 - 6 Pk Volume	110	140	140	250			250
Pk Hr Factor	0.618	0.740	0.685	Pk Hr Factor	0.743	0.814	0.814	0.781			0.781



**SPEED**

SW 118th Ave S/O SW 55th St

Day: Wednesday  
Date: 5/17/2023

City: Cooper City  
Project #: FL23\_140259\_004n

**North Bound**

Time	< 15	15 - 19	20 - 24	25 - 29	30 - 34	35 - 39	40 - 44	45 - 49	50 - 54	55 - 59	60 - 64	65 - 69	70 +	Total
00:00 AM	0	0	0	0	0	0	0	0	0	0	0	0	0	0
00:15	0	0	0	0	0	0	0	0	0	0	0	0	0	0
00:30	0	0	0	2	0	0	0	0	0	0	0	0	0	2
00:45	0	0	0	0	0	0	0	0	0	0	0	0	0	0
01:00	0	0	2	1	0	0	0	0	0	0	0	0	0	3
01:15	0	0	0	0	1	0	0	0	0	0	0	0	0	1
01:30	0	0	0	0	0	1	0	0	0	0	0	0	0	1
01:45	0	0	1	1	1	0	0	0	0	0	0	0	0	3
02:00	0	0	0	0	0	0	0	0	0	0	0	0	0	0
02:15	0	0	0	0	0	0	0	0	0	0	0	0	0	0
02:30	0	0	0	1	0	0	0	0	0	0	0	0	0	1
02:45	0	0	0	0	0	0	0	0	0	0	0	0	0	0
03:00	0	0	0	0	0	0	0	0	0	0	0	0	0	0
03:15	0	0	0	0	1	2	0	0	0	0	0	0	0	3
03:30	0	0	0	1	0	0	0	0	0	0	0	0	0	1
03:45	0	0	0	0	0	0	0	0	0	0	0	0	0	0
04:00	0	0	0	0	0	0	0	0	0	0	0	0	0	0
04:15	0	0	0	1	0	0	0	0	0	0	0	0	0	1
04:30	0	0	0	1	0	0	0	0	0	0	0	0	0	1
04:45	0	0	0	0	1	0	0	0	0	0	0	0	0	1
05:00	0	0	0	0	0	0	0	0	0	0	0	0	0	0
05:15	0	1	0	0	0	0	0	0	0	0	0	0	0	1
05:30	0	0	1	1	1	0	0	0	0	0	0	0	0	3
05:45	0	0	2	2	0	0	0	0	0	0	0	0	0	4
06:00	0	0	1	0	2	1	0	0	0	0	0	0	0	4
06:15	1	0	1	6	0	0	0	0	0	0	0	0	0	8
06:30	0	1	2	6	0	0	0	0	0	0	0	0	0	9
06:45	0	0	4	3	1	1	0	0	0	0	0	0	0	9
07:00	1	0	4	11	2	1	0	0	0	0	0	0	0	19
07:15	0	0	7	10	3	1	0	0	0	0	0	0	0	21
07:30	2	7	6	11	4	0	0	0	0	0	0	0	0	30
07:45	0	4	9	22	9	0	0	0	0	0	0	0	0	44
08:00	1	2	3	5	3	0	0	0	0	0	0	0	0	14
08:15	0	0	6	12	1	0	0	0	0	0	0	0	0	19
08:30	0	0	10	7	4	0	0	0	0	0	0	0	0	21
08:45	0	4	7	6	2	0	0	0	0	0	0	0	0	19
09:00	3	2	3	3	1	0	0	0	0	0	0	0	0	12
09:15	0	0	4	4	1	1	0	0	0	0	0	0	0	7
09:30	0	1	7	3	1	0	0	0	0	0	0	0	0	12
09:45	1	2	2	6	3	0	0	0	0	0	0	0	0	14
10:00	0	0	8	10	3	0	0	0	0	0	0	0	0	21
10:15	0	2	4	2	2	1	0	0	0	0	0	0	0	11
10:30	1	2	2	2	1	0	0	0	0	0	0	0	0	8
10:45	1	1	10	6	4	0	0	0	0	0	0	0	0	23
11:00	1	0	5	4	2	1	0	0	0	0	0	0	0	13
11:15	0	0	5	4	2	0	0	0	0	0	0	0	0	11
11:30	0	0	7	2	0	1	0	0	0	0	0	0	0	10
11:45	0	4	6	7	0	0	0	0	0	0	0	0	0	17
12:00 PM	0	0	5	6	0	1	0	0	0	0	0	0	0	12
12:15	0	0	1	6	0	0	0	0	0	0	0	0	0	7
12:30	0	4	5	10	3	1	1	0	0	0	0	0	0	24
12:45	0	2	6	8	1	1	0	0	0	0	0	0	0	18
13:00	1	1	7	6	1	0	0	0	0	0	0	0	0	16
13:15	0	1	4	7	4	1	0	0	0	0	0	0	0	17
13:30	0	0	1	7	5	2	0	0	0	0	0	0	0	15
13:45	0	1	16	14	3	2	0	0	0	0	0	0	0	36
14:00	0	2	4	7	2	0	0	0	0	0	0	0	0	15
14:15	0	2	4	8	2	0	0	0	0	0	0	0	0	16
14:30	0	1	8	14	4	1	0	0	0	0	0	0	0	28
14:45	1	0	6	2	4	4	0	0	0	0	0	0	0	17
15:00	3	5	8	8	2	0	0	0	0	0	0	0	0	27
15:15	1	5	11	7	2	0	0	0	0	0	0	0	0	26
15:30	0	1	8	10	5	0	0	0	0	0	0	0	0	24
15:45	1	5	12	12	2	0	0	0	0	0	0	0	0	32
16:00	0	0	4	5	5	0	0	0	0	0	0	0	0	14
16:15	0	2	6	13	0	0	0	0	0	0	0	0	0	26
16:30	0	3	9	15	2	0	0	0	0	0	0	0	0	29
16:45	1	2	5	12	4	0	0	0	0	0	0	0	0	24
17:00	0	1	9	17	5	0	0	0	0	0	0	0	0	32
17:15	1	0	6	11	6	3	0	0	0	0	0	0	0	27
17:30	0	0	4	9	2	0	0	0	0	0	0	0	0	15
17:45	0	1	10	17	10	0	0	0	0	0	0	0	0	38
18:00	0	2	7	16	9	0	0	0	0	0	0	0	0	34
18:15	0	1	4	9	4	0	0	0	0	0	0	0	0	18
18:30	0	0	4	7	6	0	0	0	0	0	0	0	0	17
18:45	0	1	12	9	1	0	0	0	0	0	0	0	0	23
19:00	0	0	9	8	1	0	0	0	0	0	0	0	0	19
19:15	0	1	5	5	3	0	0	0	0	0	0	0	0	14
19:30	0	2	6	11	3	0	0	0	0	0	0	0	0	22
19:45	1	0	8	7	2	1	0	0	0	0	0	0	0	19
20:00	1	1	2	3	4	0	0	0	0	0	0	0	0	11
20:15	0	1	4	6	3	1	0	0	0	0	0	0	0	15
20:30	0	2	5	8	2	0	1	1	0	0	0	0	0	21
20:45	0	0	9	6	0	1	0	0	0	0	0	0	0	16
21:00	0	1	4	6	1	0	0	0	0	0	0	0	0	12
21:15	0	0	2	6	0	1	0	0	0	0	0	0	0	9
21:30	0	0	2	4	2	1	0	0	0	0	0	0	0	9
21:45	0	0	3	3	0	0	0	0	0	0	0	0	0	6
22:00	0	1	2	3	1	0	0	1	0	0	0	0	0	8
22:15	0	0	0	5	0	1	0	0	0	0	0	0	0	5
22:30	0	0	1	2	2	0	0	0	0	0	0	0	0	5
22:45	0	0	1	4	2	1	0	0	0	0	0	0	0	8
23:00	0	1	0	3	1	0	0	0	0	0	0	0	0	5
23:15	0	0	1	5	0	0	0	0	0	0	0	0	0	6
23:30	0	0	1	0	0	0	0	0	0	0	0	0	0	1
23:45	0	0	1	0	1	2	0	0	0	0	0	0	0	4
<b>Totals</b>	<b>23</b>	<b>86</b>	<b>380</b>	<b>529</b>	<b>188</b>	<b>33</b>	<b>2</b>	<b>1</b>						<b>1242</b>
<b>% of Totals</b>	<b>2%</b>	<b>7%</b>	<b>31%</b>	<b>43%</b>	<b>15%</b>	<b>3%</b>	<b>0%</b>	<b>0%</b>						<b>100%</b>

AM Volumes		11	33	130	160	57	9	0	0	0	0	0	0	461	
% AM		1%	3%	10%	13%	5%	1%							32%	
AM Peak Hour	09:00 - 07:15	07:45	07:00	07:15	06:30	11:45								07:00	
Volume	4	13	28	54	29	3								114	
PM Volumes		11	53	250	369	131	24	2	1	0	0	0	0	841	
% PM		1%	4%	20%	30%	11%	2%	0%	0%					68%	
PM Peak Hour	16:30 - 15:00	15:00	16:15	17:45	13:00	21:15								17:45	
Volume	5	16	39	57	29	1								114	
<b>Directional Peak Periods</b>		<b>AM 7-9</b>				<b>NOON 12-2</b>				<b>PM 4-6</b>				<b>Off Peak Volumes</b>	
<b>All Classes</b>		Volume 187				Volume 145				Volume 205				Volume 705	
		15%				12%				17%				57%	

Street Name	Direction	Percentiles					
		15th	50th	Average	85th	95th	ADT
SW 118th Ave	North Bound	21	26	26	31	34	1242
SW 118th Ave	South Bound	20	24	24	29	31	1404

**SPEED**

SW 118th Ave S/O SW 55th St

Day: Wednesday  
Date: 5/17/2023

City: Cooper City  
Project #: FL23\_140259\_004s

**South Bound**

Time	< 15	15 - 19	20 - 24	25 - 29	30 - 34	35 - 39	40 - 44	45 - 49	50 - 54	55 - 59	60 - 64	65 - 69	70 +	Total
00:00 AM	0	0	0	0	0	0	0	0	0	0	0	0	0	0
00:15	0	0	3	0	1	0	0	0	0	0	0	0	0	4
00:30	0	0	1	0	0	0	0	0	0	0	0	0	0	1
00:45	0	0	0	0	0	0	0	0	0	0	0	0	0	0
01:00	0	0	0	1	1	1	0	0	0	0	0	0	0	3
01:15	0	0	1	0	0	0	0	0	0	0	0	0	0	1
01:30	0	0	0	0	0	0	0	0	0	0	0	0	0	0
01:45	0	0	0	0	1	0	0	0	0	0	0	0	0	1
02:00	0	0	0	0	0	0	0	0	0	0	0	0	0	0
02:15	0	0	2	0	0	0	0	0	0	0	0	0	0	1
02:30	0	0	0	0	0	1	0	0	0	0	0	0	0	1
02:45	0	0	0	0	0	0	0	0	0	0	0	0	0	0
03:00	0	0	0	0	0	0	0	0	0	0	0	0	0	0
03:15	0	1	0	1	0	0	0	0	0	0	0	0	0	2
03:30	0	0	0	0	0	0	0	0	0	0	0	0	0	0
03:45	0	0	1	0	0	0	0	0	0	0	0	0	0	1
04:00	0	0	0	0	0	0	0	0	0	0	0	0	0	0
04:15	0	0	1	0	0	1	0	0	0	0	0	0	0	2
04:30	0	0	0	1	2	0	0	0	0	0	0	0	0	3
04:45	0	0	2	2	0	1	0	0	0	0	0	0	0	5
05:00	0	0	1	0	2	0	0	0	0	0	0	0	0	3
05:15	0	0	3	1	0	0	0	0	0	0	0	0	0	4
05:30	1	2	0	2	0	0	0	0	0	0	0	0	0	5
05:45	1	1	1	4	0	0	0	0	0	0	0	0	0	7
06:00	0	0	2	3	0	0	0	0	0	0	0	0	0	5
06:15	0	0	4	0	1	0	0	0	0	0	0	0	0	5
06:30	0	3	2	2	0	0	0	0	0	0	0	0	0	7
06:45	0	2	9	4	1	0	0	0	0	0	0	0	0	16
07:00	0	2	10	10	3	0	0	0	0	0	0	0	0	25
07:15	0	3	13	9	1	0	0	0	0	0	0	0	0	26
07:30	0	4	20	15	2	0	0	0	0	0	0	0	0	41
07:45	0	4	20	18	3	0	0	0	0	0	0	0	0	45
08:00	0	2	13	16	0	0	0	0	0	0	0	0	0	34
08:15	1	0	7	9	1	0	0	0	0	0	0	0	0	18
08:30	0	1	15	11	0	0	0	0	0	0	0	0	0	27
08:45	1	2	10	5	2	0	0	0	0	0	0	0	0	20
09:00	1	8	9	5	0	0	0	0	0	0	0	0	0	23
09:15	0	2	6	7	1	0	0	0	0	0	0	0	0	16
09:30	3	2	9	1	0	0	0	0	0	0	0	0	0	15
09:45	0	1	9	2	0	0	0	0	0	0	0	0	0	12
10:00	1	3	5	7	0	0	0	0	0	0	0	0	0	16
10:15	0	1	11	6	1	0	0	0	0	0	0	0	0	19
10:30	0	4	8	2	1	0	0	0	0	0	0	0	0	15
10:45	1	1	8	5	0	0	0	0	0	0	0	0	0	15
11:00	2	0	4	5	0	0	0	0	0	0	0	0	0	11
11:15	0	13	5	2	1	0	0	0	0	0	0	0	0	21
11:30	1	1	9	2	1	0	0	0	0	0	0	0	0	14
11:45	0	6	8	5	0	1	0	0	0	0	0	0	0	20
12:00 PM	1	2	5	7	1	0	0	0	0	0	0	0	0	16
12:15	0	1	13	9	2	0	0	0	0	0	0	0	0	25
12:30	0	8	4	6	0	1	0	0	0	0	0	0	0	19
12:45	0	3	14	8	0	0	0	0	0	0	0	0	0	25
13:00	0	2	7	7	1	0	0	0	0	0	0	0	0	17
13:15	0	1	5	3	3	1	0	0	0	0	0	0	0	13
13:30	0	1	7	8	1	0	0	0	0	0	0	0	0	17
13:45	1	0	9	4	1	0	0	0	0	0	0	0	0	15
14:00	0	2	23	17	2	1	0	0	0	0	0	0	0	45
14:15	0	5	13	12	3	0	0	0	0	0	0	0	0	33
14:30	1	2	12	13	0	0	0	0	0	0	0	0	0	28
14:45	1	2	16	8	0	0	0	0	0	0	0	0	0	27
15:00	8	3	8	2	0	0	0	0	0	0	0	0	0	21
15:15	1	5	11	8	2	0	0	0	0	0	0	0	0	27
15:30	0	2	9	9	0	0	0	0	0	0	0	0	0	20
15:45	1	9	12	5	0	0	0	0	0	0	0	0	0	27
16:00	1	2	8	7	3	0	0	0	0	0	0	0	0	21
16:15	1	2	10	10	2	0	0	0	0	0	0	0	0	25
16:30	0	6	11	8	2	0	0	0	0	0	0	0	0	27
16:45	0	2	11	6	2	0	0	0	0	0	0	0	0	21
17:00	0	4	13	11	1	0	0	0	0	0	0	0	0	29
17:15	2	1	14	6	2	0	0	0	0	0	0	0	0	25
17:30	0	0	12	14	4	0	0	0	0	0	0	0	0	30
17:45	1	7	10	14	1	0	0	0	0	0	0	0	0	33
18:00	1	0	17	12	3	0	0	0	0	0	0	0	0	33
18:15	1	0	7	8	2	0	0	0	0	0	0	0	0	18
18:30	0	0	10	13	0	0	0	0	0	0	0	0	0	23
18:45	1	4	7	8	1	0	0	0	0	0	0	0	0	21
19:00	0	1	4	8	1	0	0	0	0	0	0	0	0	14
19:15	0	1	11	6	1	0	0	0	0	0	0	0	0	19
19:30	1	6	9	8	3	0	0	0	0	0	0	0	0	27
19:45	1	5	8	7	2	0	0	0	0	0	0	0	0	23
20:00	0	2	6	6	2	0	0	0	0	0	0	0	0	16
20:15	0	1	6	7	6	0	0	0	0	0	0	0	0	20
20:30	2	2	5	5	3	0	0	0	0	0	0	0	0	14
20:45	0	1	7	5	0	0	0	0	0	0	0	0	0	13
21:00	0	0	7	4	3	0	0	0	0	0	0	0	0	14
21:15	0	0	3	4	0	0	0	0	0	0	0	0	0	7
21:30	0	0	2	5	0	0	0	0	0	0	0	0	0	7
21:45	0	0	3	3	0	0	0	0	0	0	0	0	0	6
22:00	1	0	3	1	1	0	0	0	0	0	0	0	0	6
22:15	0	1	2	3	1	0	0	0	0	0	0	0	0	7
22:30	0	0	2	1	1	0	0	0	0	0	0	0	0	4
22:45	0	0	1	2	0	0	0	0	0	0	0	0	0	3
23:00	0	0	2	1	0	0	0	0	0	0	0	0	0	3
23:15	0	1	2	4	0	0	0	0	0	0	0	0	0	7
23:30	0	0	0	0	0	0	0	0	0	0	0	0	0	0
23:45	0	1	2	0	0	0	0	0	0	0	0	0	0	3
<b>Totals</b>	<b>40</b>	<b>154</b>	<b>623</b>	<b>492</b>	<b>88</b>	<b>7</b>								<b>1404</b>
<b>% of Totals</b>	<b>3%</b>	<b>11%</b>	<b>44%</b>	<b>35%</b>	<b>6%</b>	<b>0%</b>								<b>100%</b>

AM Volumes		13	56	240	169	28	4	0	0	0	0	0	0	530
% AM		1%	4%	17%	12%	2%	0%							36%
AM Peak Hour		08:45	11:45	07:15	07:15	07:00	04:00							07:15
Volume		5	17	66	61	3	2							141
PM Volumes		27	88	383	323	60	3	0	0	0	0	0	0	894
% PM		2%	7%	27%	23%	4%	0%							64%
PM Peak Hour		14:30	15:00	16:00	16:00	19:30	12:30							16:00
Volume		11	19	64	50	13	2							133
Directional Peak Periods		AM 7-9			NOON 12-2			PM 4-6			Off Peak Volumes			
All Classes		Volume	%	Volume	%	Volume	%	Volume	%	Volume	%			
		236	17%	147	10%	211	15%	810	58%					

Street Name	Direction	Percentiles					
		15th	50th	Average	85th	95th	ADT
SW 118th Ave	North Bound	21	26	26	31	34	1242
SW 118th Ave	South Bound	20	24	24	29	31	1404

Summary

Time	< 15	15 - 19	20 - 24	25 - 29	30 - 34	35 - 39	40 - 44	45 - 49	50 - 54	55 - 59	60 - 64	65 - 69	70 +	Total
00:00 AM	0	0	0	0	0	0	0	0	0	0	0	0	0	0
00:15	0	0	3	0	1	0	0	0	0	0	0	0	0	4
00:30	0	0	1	2	0	0	0	0	0	0	0	0	0	3
00:45	0	0	0	0	0	0	0	0	0	0	0	0	0	0
01:00	0	0	3	2	1	0	0	0	0	0	0	0	0	6
01:15	0	0	1	0	1	0	0	0	0	0	0	0	0	2
01:30	0	0	0	0	1	0	0	0	0	0	0	0	0	1
01:45	0	0	1	1	2	0	0	0	0	0	0	0	0	4
02:00	0	0	0	0	0	0	0	0	0	0	0	0	0	0
02:15	0	0	1	0	0	0	0	0	0	0	0	0	0	1
02:30	0	0	1	0	1	0	0	0	0	0	0	0	0	2
02:45	0	0	0	0	0	0	0	0	0	0	0	0	0	0
03:00	0	0	0	0	0	0	0	0	0	0	0	0	0	0
03:15	0	1	0	2	2	0	0	0	0	0	0	0	0	5
03:30	0	0	0	1	0	0	0	0	0	0	0	0	0	1
03:45	0	0	1	0	0	0	0	0	0	0	0	0	0	1
04:00	0	0	0	0	0	0	0	0	0	0	0	0	0	0
04:15	0	0	1	1	0	1	0	0	0	0	0	0	0	3
04:30	0	0	0	2	2	0	0	0	0	0	0	0	0	4
04:45	0	0	2	2	1	1	0	0	0	0	0	0	0	6
05:00	0	0	1	0	2	0	0	0	0	0	0	0	0	3
05:15	0	1	3	1	0	0	0	0	0	0	0	0	0	5
05:30	1	2	1	3	1	0	0	0	0	0	0	0	0	8
05:45	1	1	3	6	0	0	0	0	0	0	0	0	0	11
06:00	0	0	3	3	2	1	0	0	0	0	0	0	0	9
06:15	1	0	5	6	1	0	0	0	0	0	0	0	0	13
06:30	0	4	4	8	0	0	0	0	0	0	0	0	0	16
06:45	0	2	13	7	2	1	0	0	0	0	0	0	0	25
07:00	1	2	14	21	5	1	0	0	0	0	0	0	0	44
07:15	0	3	20	19	4	1	0	0	0	0	0	0	0	47
07:30	2	11	26	26	6	0	0	0	0	0	0	0	0	71
07:45	0	8	29	40	12	0	0	0	0	0	0	0	0	89
08:00	1	4	16	24	3	0	0	0	0	0	0	0	0	48
08:15	1	0	13	21	2	0	0	0	0	0	0	0	0	37
08:30	0	1	25	18	4	0	0	0	0	0	0	0	0	48
08:45	1	6	17	11	4	0	0	0	0	0	0	0	0	39
09:00	4	10	12	8	1	0	0	0	0	0	0	0	0	35
09:15	0	2	10	8	1	1	0	0	0	0	0	0	0	23
09:30	3	3	16	4	1	0	0	0	0	0	0	0	0	27
09:45	1	3	11	8	3	0	0	0	0	0	0	0	0	26
10:00	1	3	13	17	3	0	0	0	0	0	0	0	0	37
10:15	0	3	15	8	3	1	0	0	0	0	0	0	0	30
10:30	1	6	10	4	2	0	0	0	0	0	0	0	0	23
10:45	2	2	18	11	4	0	0	0	0	0	0	0	0	37
11:00	3	0	9	9	2	1	0	0	0	0	0	0	0	24
11:15	0	0	18	9	4	1	0	0	0	0	0	0	0	32
11:30	1	1	16	4	1	1	0	0	0	0	0	0	0	24
11:45	0	10	14	12	0	1	0	0	0	0	0	0	0	37
12:00 PM	1	2	10	13	1	1	0	0	0	0	0	0	0	28
12:15	0	1	14	15	2	0	0	0	0	0	0	0	0	32
12:30	0	12	9	16	3	2	1	0	0	0	0	0	0	43
12:45	0	5	20	16	1	1	0	0	0	0	0	0	0	43
13:00	1	3	14	13	2	0	0	0	0	0	0	0	0	33
13:15	0	2	9	10	7	2	0	0	0	0	0	0	0	30
13:30	0	1	8	15	6	2	0	0	0	0	0	0	0	32
13:45	1	1	25	18	4	2	0	0	0	0	0	0	0	51
14:00	0	4	27	24	4	1	0	0	0	0	0	0	0	60
14:15	0	7	17	20	5	0	0	0	0	0	0	0	0	49
14:30	1	3	20	27	4	1	0	0	0	0	0	0	0	56
14:45	2	2	22	10	4	4	0	0	0	0	0	0	0	44
15:00	11	8	16	11	2	0	0	0	0	0	0	0	0	48
15:15	2	10	22	15	4	0	0	0	0	0	0	0	0	53
15:30	0	3	17	19	5	0	0	0	0	0	0	0	0	44
15:45	2	14	24	17	2	0	0	0	0	0	0	0	0	59
16:00	1	2	12	12	8	0	0	0	0	0	0	0	0	35
16:15	1	4	16	23	1	0	0	0	0	0	0	0	0	51
16:30	0	9	20	23	4	0	0	0	0	0	0	0	0	56
16:45	1	4	16	18	6	0	0	0	0	0	0	0	0	45
17:00	0	5	22	28	6	0	0	0	0	0	0	0	0	61
17:15	3	1	20	17	8	3	0	0	0	0	0	0	0	52
17:30	0	0	16	23	6	0	0	0	0	0	0	0	0	45
17:45	1	8	20	31	11	0	0	0	0	0	0	0	0	71
18:00	1	2	24	28	12	0	0	0	0	0	0	0	0	67
18:15	1	1	11	17	6	0	0	0	0	0	0	0	0	36
18:30	0	0	14	20	6	0	0	0	0	0	0	0	0	40
18:45	1	5	19	17	2	0	0	0	0	0	0	0	0	44
19:00	0	1	13	17	2	0	0	0	0	0	0	0	0	33
19:15	0	2	16	11	4	0	0	0	0	0	0	0	0	33
19:30	1	8	15	19	6	0	0	0	0	0	0	0	0	49
19:45	2	5	16	14	4	1	0	0	0	0	0	0	0	42
20:00	1	3	8	9	6	0	0	0	0	0	0	0	0	27
20:15	0	2	10	13	9	1	0	0	0	0	0	0	0	35
20:30	2	4	10	13	6	0	1	1	0	0	0	0	0	36
20:45	0	1	16	11	0	1	0	0	0	0	0	0	0	29
21:00	0	1	11	10	4	0	0	0	0	0	0	0	0	26
21:15	0	0	5	10	0	1	0	0	0	0	0	0	0	16
21:30	0	0	4	9	2	1	0	0	0	0	0	0	0	16
21:45	0	0	4	6	0	0	0	0	0	0	0	0	0	10
22:00	1	1	5	4	2	0	0	1	0	0	0	0	0	14
22:15	0	1	2	8	1	0	0	0	0	0	0	0	0	12
22:30	0	0	3	3	3	0	0	0	0	0	0	0	0	9
22:45	0	0	2	6	2	1	0	0	0	0	0	0	0	11
23:00	0	1	2	4	1	0	0	0	0	0	0	0	0	8
23:15	0	1	3	9	0	0	0	0	0	0	0	0	0	13
23:30	0	0	1	0	0	0	0	0	0	0	0	0	0	1
23:45	0	1	3	0	1	2	0	0	0	0	0	0	0	7
Totals	63	240	1003	1021	276	46	2	1						2646
% of Totals	2%	9%	38%	39%	10%	2%	0%	0%						100%

AM Volumes	8:45	9:15	9:45	10:15	10:45	11:15	11:45	12:15	12:45	1:15	1:45	2:15	2:45	3:15	3:45
Volume	8	26	93	111	27	4	2	1	0	0	0	0	0	0	251
% AM	1%	3%	14%	12%	3%	0%	0%	0%	0%	0%	0%	0%	0%	0%	34%
PM Volumes	38	151	633	692	191	27	2	0	0	0	0	0	0	0	1730
Volume	16:30	15:00	13:45	12:30	11:15	10:00	8:45	7:30	6:15	5:00	3:45	2:30	1:15	0:00	1735
% PM	1%	6%	24%	26%	7%	1%	0%	0%	0%	0%	0%	0%	0%	0%	66%
Directional Peak Periods	AM 7-9			NOON 12-2			PM 4-6			Off Peak Volumes					
All Classes	Volume 423			Volume 292			Volume 416			Volume 1515					
	16%			11%			16%			57%					

Street Name	Direction	15th	50th	Average	85th	95th	ADT
SW 118th Ave	Summary	20	25	25	30	33	2646

# SPEED

SW 118th Ave S/O SW 55th St

Day: Wednesday

Date: 5/17/2023

City: Cooper City

Project #: FL23\_140259\_004n

## North Bound

Time	< 15	15 - 19	20 - 24	25 - 29	30 - 34	35 - 39	40 - 44	45 - 49	50 - 54	55 - 59	60 - 64	65 - 69	70 +	Total
00:00 AM	0	0	0	2	0	0	0	0	0	0	0	0	0	2
01:00	0	0	3	2	2	1	0	0	0	0	0	0	0	8
02:00	0	0	1	0	0	0	0	0	0	0	0	0	0	1
03:00	0	0	0	2	2	0	0	0	0	0	0	0	0	4
04:00	0	0	0	2	1	0	0	0	0	0	0	0	0	3
05:00	0	1	3	3	1	0	0	0	0	0	0	0	0	8
06:00	1	1	8	15	3	2	0	0	0	0	0	0	0	30
07:00	3	11	26	54	18	2	0	0	0	0	0	0	0	114
08:00	1	6	26	30	10	0	0	0	0	0	0	0	0	73
09:00	4	5	16	13	6	1	0	0	0	0	0	0	0	45
10:00	2	5	24	20	10	1	0	0	0	0	0	0	0	62
11:00	1	4	23	17	4	2	0	0	0	0	0	0	0	51
12:00 PM	0	6	17	30	4	3	1	0	0	0	0	0	0	61
13:00	1	3	28	34	13	5	0	0	0	0	0	0	0	84
14:00	1	5	22	31	12	5	0	0	0	0	0	0	0	76
15:00	5	16	39	38	11	0	0	0	0	0	0	0	0	109
16:00	1	7	24	45	16	0	0	0	0	0	0	0	0	93
17:00	1	2	29	54	23	3	0	0	0	0	0	0	0	112
18:00	0	4	27	41	20	0	0	0	0	0	0	0	0	92
19:00	1	3	28	32	9	1	0	0	0	0	0	0	0	74
20:00	1	4	20	23	13	2	1	0	0	0	0	0	0	64
21:00	0	1	9	19	3	2	0	0	0	0	0	0	0	34
22:00	0	1	4	14	5	1	0	1	0	0	0	0	0	26
23:00	0	1	3	8	2	2	0	0	0	0	0	0	0	16
<b>Totals</b>	<b>23</b>	<b>86</b>	<b>380</b>	<b>529</b>	<b>188</b>	<b>33</b>	<b>2</b>	<b>1</b>						<b>1242</b>
<b>% of Totals</b>	<b>2%</b>	<b>7%</b>	<b>31%</b>	<b>43%</b>	<b>15%</b>	<b>3%</b>	<b>0%</b>	<b>0%</b>						<b>100%</b>

<b>AM Volumes</b>	12	33	130	160	57	9	0	0	0	0	0	0	0	401
<b>% AM</b>	1%	3%	10%	13%	5%	1%								32%
<b>AM Peak Hour</b>	09:00	07:00	07:00	07:00	07:00	06:00								07:00
<b>Volume</b>	4	11	26	54	18	2								114
<b>PM Volumes</b>	11	53	250	369	131	24	2	1	0	0	0	0	0	841
<b>% PM</b>	1%	4%	20%	30%	11%	2%	0%	0%						68%
<b>PM Peak Hour</b>	15:00	15:00	15:00	17:00	17:00	13:00	12:00	22:00						17:00
<b>Volume</b>	5	16	39	54	23	5	1	1						112

Directional Peak Periods All Speeds	AM 7-9		NOON 12-2		PM 4-6		Off Peak Volumes	
	Volume	%	Volume	%	Volume	%	Volume	%
	187	↔ 15%	145	↔ 12%	205	↔ 17%	705	↔ 57%

Street Name	Direction	Percentiles					ADT
		15th	50th	Average	85th	95th	
SW 118th Ave	North Bound	21	26	26	31	34	1242
SW 118th Ave	South Bound	20	24	24	29	31	1404



# SPEED

SW 118th Ave S/O SW 55th St

Day: Wednesday

Date: 5/17/2023

City: Cooper City

Project #: FL23\_140259\_004s

## South Bound

Time	< 15	15 - 19	20 - 24	25 - 29	30 - 34	35 - 39	40 - 44	45 - 49	50 - 54	55 - 59	60 - 64	65 - 69	70 +	Total
00:00 AM	0	0	4	0	1	0	0	0	0	0	0	0	0	5
01:00	0	0	2	1	2	0	0	0	0	0	0	0	0	5
02:00	0	0	1	0	1	0	0	0	0	0	0	0	0	2
03:00	0	1	1	1	0	0	0	0	0	0	0	0	0	3
04:00	0	0	3	3	2	2	0	0	0	0	0	0	0	10
05:00	2	3	5	7	2	0	0	0	0	0	0	0	0	19
06:00	0	5	17	9	2	0	0	0	0	0	0	0	0	33
07:00	0	13	63	52	9	0	0	0	0	0	0	0	0	137
08:00	2	5	45	44	3	0	0	0	0	0	0	0	0	99
09:00	4	13	33	15	1	0	0	0	0	0	0	0	0	66
10:00	2	9	32	20	2	0	0	0	0	0	0	0	0	65
11:00	3	7	34	17	3	2	0	0	0	0	0	0	0	66
12:00 PM	1	14	36	30	3	1	0	0	0	0	0	0	0	85
13:00	1	4	28	22	6	1	0	0	0	0	0	0	0	62
14:00	2	11	64	50	5	1	0	0	0	0	0	0	0	133
15:00	10	19	40	24	2	0	0	0	0	0	0	0	0	95
16:00	2	12	40	31	9	0	0	0	0	0	0	0	0	94
17:00	3	12	49	45	8	0	0	0	0	0	0	0	0	117
18:00	3	4	41	41	6	0	0	0	0	0	0	0	0	95
19:00	2	13	32	29	7	0	0	0	0	0	0	0	0	83
20:00	2	6	24	23	8	0	0	0	0	0	0	0	0	63
21:00	0	0	15	16	3	0	0	0	0	0	0	0	0	34
22:00	1	1	8	7	3	0	0	0	0	0	0	0	0	20
23:00	0	2	6	5	0	0	0	0	0	0	0	0	0	13
<b>Totals</b>	<b>40</b>	<b>154</b>	<b>623</b>	<b>492</b>	<b>88</b>	<b>7</b>								<b>1404</b>
<b>% of Totals</b>	<b>3%</b>	<b>11%</b>	<b>44%</b>	<b>35%</b>	<b>6%</b>	<b>0%</b>								<b>100%</b>

<b>AM Volumes</b>	13	56	240	169	28	4	0	0	0	0	0	0	0	510
<b>% AM</b>	1%	4%	17%	12%	2%	0%								36%
<b>AM Peak Hour</b>	09:00	07:00	07:00	07:00	07:00	04:00								07:00
<b>Volume</b>	4	13	63	52	9	2								137
<b>PM Volumes</b>	27	98	383	323	60	3	0	0	0	0	0	0	0	894
<b>% PM</b>	2%	7%	27%	23%	4%	0%								64%
<b>PM Peak Hour</b>	15:00	15:00	14:00	14:00	16:00	12:00								14:00
<b>Volume</b>	10	19	64	50	9	1								133

Directional Peak Periods All Speeds	AM 7-9		NOON 12-2		PM 4-6		Off Peak Volumes	
	Volume	%	Volume	%	Volume	%	Volume	%
	236	↔ 17%	147	↔ 10%	211	↔ 15%	810	↔ 58%

Street Name	Direction	Percentiles					ADT
		15th	50th	Average	85th	95th	
SW 118th Ave	North Bound	21	26	26	31	34	1242
SW 118th Ave	South Bound	20	24	24	29	31	1404

# SPEED

SW 118th Ave S/O SW 55th St

Day: Wednesday

Date: 5/17/2023

City: Cooper City

Project #: FL23\_140259\_004

## Summary

Time	< 15	15 - 19	20 - 24	25 - 29	30 - 34	35 - 39	40 - 44	45 - 49	50 - 54	55 - 59	60 - 64	65 - 69	70 +	Total
00:00 AM	0	0	4	2	1	0	0	0	0	0	0	0	0	7
01:00	0	0	5	3	4	1	0	0	0	0	0	0	0	13
02:00	0	0	2	0	1	0	0	0	0	0	0	0	0	3
03:00	0	1	1	3	2	0	0	0	0	0	0	0	0	7
04:00	0	0	3	5	3	2	0	0	0	0	0	0	0	13
05:00	2	4	8	10	3	0	0	0	0	0	0	0	0	27
06:00	1	6	25	24	5	2	0	0	0	0	0	0	0	63
07:00	3	24	89	106	27	2	0	0	0	0	0	0	0	251
08:00	3	11	71	74	13	0	0	0	0	0	0	0	0	172
09:00	8	18	49	28	7	1	0	0	0	0	0	0	0	111
10:00	4	14	56	40	12	1	0	0	0	0	0	0	0	127
11:00	4	11	57	34	7	4	0	0	0	0	0	0	0	117
12:00 PM	1	20	53	60	7	4	1	0	0	0	0	0	0	146
13:00	2	7	56	56	19	6	0	0	0	0	0	0	0	146
14:00	3	16	86	81	17	6	0	0	0	0	0	0	0	209
15:00	15	35	79	62	13	0	0	0	0	0	0	0	0	204
16:00	3	19	64	76	25	0	0	0	0	0	0	0	0	187
17:00	4	14	78	99	31	3	0	0	0	0	0	0	0	229
18:00	3	8	68	82	26	0	0	0	0	0	0	0	0	187
19:00	3	16	60	61	16	1	0	0	0	0	0	0	0	157
20:00	3	10	44	46	21	2	1	0	0	0	0	0	0	127
21:00	0	1	24	35	6	2	0	0	0	0	0	0	0	68
22:00	1	2	12	21	8	1	0	1	0	0	0	0	0	46
23:00	0	3	9	13	2	2	0	0	0	0	0	0	0	29
<b>Totals</b>	<b>63</b>	<b>240</b>	<b>1003</b>	<b>1021</b>	<b>276</b>	<b>40</b>	<b>2</b>	<b>1</b>						<b>2646</b>
<b>% of Totals</b>	<b>2%</b>	<b>9%</b>	<b>38%</b>	<b>39%</b>	<b>10%</b>	<b>2%</b>	<b>0%</b>	<b>0%</b>						<b>100%</b>

<b>AM Volumes</b>	25	89	370	329	85	13	0	0	0	0	0	0	0	911
<b>% AM</b>	1%	3%	14%	12%	3%	0%								34%
<b>AM Peak Hour</b>	09:00	07:00	07:00	07:00	07:00	11:00								07:00
<b>Volume</b>	8	24	89	106	27	4								251
<b>PM Volumes</b>	38	151	633	692	191	27	2	1	0	0	0	0	0	1735
<b>% PM</b>	1%	6%	24%	26%	7%	1%	0%	0%						66%
<b>PM Peak Hour</b>	15:00	15:00	14:00	17:00	17:00	13:00	12:00	22:00						17:00
<b>Volume</b>	15	35	86	99	31	6	1	1						229

Directional Peak Periods All Speeds	AM 7-9		NOON 12-2		PM 4-6		Off Peak Volumes	
	Volume	%	Volume	%	Volume	%	Volume	%
	423	↔ 16%	292	↔ 11%	416	↔ 16%	1515	↔ 57%

Street Name	Direction	Percentiles					ADT
		15th	50th	Average	85th	95th	
SW 118th Ave	Summary	20	25	25	30	33	2646

Day: Wednesday  
 Date: 5/17/2023

City: Cooper City  
 Project #: FL23\_140259\_004

DAILY TOTALS		NB		SB		TOTAL		EB		WB		TOTAL	
		NB	SB	NB	SB	TOTAL	PMI Period	NB	SB	EB	WB	TOTAL	
AM Period	NB	SB	EB	WB	TOTAL	PMI Period	NB	SB	EB	WB	TOTAL		
	1,242	1,404	0	0	2,646								
00:00	0	0	0	0	0	12:00	12	16	0	0	28		
00:15	0	4	0	0	4	12:15	7	25	0	0	32		
00:30	2	1	0	0	3	12:30	24	19	0	0	43		
00:45	0	2	0	0	2	12:45	18	61	25	85	146		
01:00	3	3	0	0	6	13:00	16	17	0	0	33		
01:15	1	1	0	0	2	13:15	17	13	0	0	30		
01:30	1	0	0	0	1	13:30	15	17	0	0	32		
01:45	3	8	1	5	17	13:45	15	84	15	62	146		
02:00	0	0	0	0	0	14:00	15	45	0	0	60		
02:15	0	1	0	0	1	14:15	16	33	0	0	49		
02:30	1	1	0	0	2	14:30	28	28	0	0	56		
02:45	0	1	0	2	3	14:45	17	76	27	133	209		
03:00	0	0	0	0	0	15:00	27	21	0	0	48		
03:15	3	2	0	0	5	15:15	26	27	0	0	53		
03:30	1	0	0	0	1	15:30	24	20	0	0	44		
03:45	0	4	1	3	8	15:45	32	109	27	95	187		
04:00	0	0	0	0	0	16:00	14	21	0	0	35		
04:15	1	2	0	0	3	16:15	26	25	0	0	51		
04:30	1	3	0	0	4	16:30	29	27	0	0	56		
04:45	1	3	5	10	19	16:45	24	93	21	94	187		
05:00	0	3	0	0	3	17:00	32	29	0	0	61		
05:15	1	4	0	0	5	17:15	27	25	0	0	52		
05:30	3	5	0	0	8	17:30	15	30	0	0	45		
05:45	4	8	7	19	38	17:45	38	112	33	117	229		
06:00	4	5	0	0	9	18:00	34	33	0	0	67		
06:15	8	5	0	0	13	18:15	18	18	0	0	36		
06:30	9	7	0	0	16	18:30	17	23	0	0	40		
06:45	9	30	16	33	88	18:45	23	92	21	95	187		
07:00	19	25	0	0	44	19:00	19	14	0	0	33		
07:15	21	26	0	0	47	19:15	14	19	0	0	33		
07:30	30	41	0	0	71	19:30	22	27	0	0	49		
07:45	44	114	45	137	251	19:45	19	74	23	83	157		
08:00	14	34	0	0	48	20:00	11	16	0	0	27		
08:15	19	18	0	0	37	20:15	15	20	0	0	35		
08:30	21	27	0	0	48	20:30	22	14	0	0	36		
08:45	19	73	20	99	172	20:45	16	64	13	63	127		
09:00	12	23	0	0	35	21:00	12	14	0	0	26		
09:15	7	16	0	0	23	21:15	9	7	0	0	16		
09:30	12	15	0	0	27	21:30	9	7	0	0	16		
09:45	14	45	0	0	59	21:45	4	34	6	34	68		
10:00	21	16	0	0	37	22:00	8	6	0	0	14		
10:15	11	19	0	0	30	22:15	5	7	0	0	12		
10:30	8	15	0	0	23	22:30	5	4	0	0	9		
10:45	22	62	0	0	84	22:45	8	26	3	20	11		
11:00	13	11	0	0	24	23:00	5	3	0	0	8		
11:15	11	21	0	0	32	23:15	6	7	0	0	13		
11:30	10	14	0	0	24	23:30	1	0	0	0	1		
11:45	17	51	20	66	117	23:45	4	16	3	13	29		
TOTALS	401	510			911	TOTALS	841	894			1735		
SPLIT %	44.0%	56.0%			34.4%	SPLIT %	48.5%	51.5%			65.6%		
<b>DAILY TOTALS</b>		NB		SB		EB		WB		Total			
		1,242		1,404		0		0		2,646			
AM Peak Hour	07:00	07:15			07:15	PM Peak Hour	17:15	14:00		17:15			
AM Pk Volume	114	146			255	PM Pk Volume	114	133		235			
Pk Hr Factor	0.648	0.811			0.716	Pk Hr Factor	0.750	0.739		0.827			
7 - 9 Volume	187	236	0	0	423	4 - 6 Volume	205	211	0	416			
7 - 9 Peak Hour	07:00	07:15			07:15	4 - 6 Peak Hour	16:30	17:00		17:00			
7 - 9 Pk Volume	114	146	0	0	255	4 - 6 Pk Volume	112	117	0	229			
Pk Hr Factor	0.648	0.811	0.000	0.000	0.716	Pk Hr Factor	0.875	0.886	0.000	0.806			



**North Bound**

Time	< 15	15 - 19	20 - 24	25 - 29	30 - 34	35 - 39	40 - 44	45 - 49	50 - 54	55 - 59	60 - 64	65 - 69	70 +	Total
00:00 AM	0	0	0	1	0	0	0	0	0	0	0	0	0	1
00:15	0	0	0	0	1	0	0	0	0	0	0	0	0	1
00:30	0	0	0	0	1	0	0	0	0	0	0	0	0	1
00:45	0	0	0	0	1	0	0	0	0	0	0	0	0	1
01:00	0	0	0	2	0	0	1	0	0	0	0	0	0	4
01:15	0	1	0	1	0	0	0	0	0	0	0	0	0	2
01:30	0	0	0	0	0	0	0	0	0	0	0	0	0	0
01:45	0	0	0	0	0	0	0	0	0	0	0	0	0	0
02:00	0	0	0	0	0	0	0	0	0	0	0	0	0	0
02:15	0	0	0	0	0	0	0	0	0	0	0	0	0	0
02:30	0	0	0	0	0	0	0	0	0	0	0	0	0	0
02:45	0	0	0	0	0	0	0	0	0	0	0	0	0	0
03:00	0	0	0	0	0	0	0	0	0	0	0	0	0	0
03:15	0	0	0	1	0	0	0	0	0	0	0	0	0	1
03:30	0	0	0	0	0	0	0	0	0	0	0	0	0	0
03:45	0	0	0	0	1	0	0	0	0	0	0	0	0	1
04:00	0	0	0	0	1	0	0	0	0	0	0	0	0	1
04:15	0	0	0	0	0	0	0	0	0	0	0	0	0	0
04:30	0	0	1	1	0	0	0	0	0	0	0	0	0	2
04:45	0	0	0	1	1	0	0	0	0	0	0	0	0	2
05:00	1	0	0	0	1	0	0	0	0	0	0	0	0	2
05:15	0	0	0	3	1	1	0	0	0	0	0	0	0	2
05:30	0	0	0	0	0	0	0	0	0	0	0	0	0	0
05:45	0	0	1	3	0	0	0	0	0	0	0	0	0	4
06:00	0	0	1	1	1	1	0	0	0	0	0	0	0	4
06:15	1	0	1	3	1	1	0	0	0	0	0	0	0	6
06:30	1	1	0	0	1	0	0	0	0	0	0	0	0	4
06:45	1	1	3	4	0	0	0	0	0	0	0	0	0	9
07:00	0	1	6	9	0	0	0	0	0	0	0	0	0	16
07:15	1	0	7	12	2	0	0	0	0	0	0	0	0	22
07:30	0	3	3	16	7	0	0	0	0	0	0	0	0	29
07:45	0	2	14	16	7	0	0	0	0	0	0	0	0	39
08:00	2	0	6	7	3	0	0	0	0	0	0	0	0	18
08:15	0	1	7	3	3	0	0	0	0	0	0	0	0	14
08:30	0	0	5	5	4	0	0	0	0	0	0	0	0	14
08:45	0	1	4	8	3	1	0	0	0	0	0	0	0	17
09:00	1	0	2	12	3	0	0	0	0	0	0	0	0	18
09:15	0	1	3	7	3	0	0	0	0	0	0	0	0	13
09:30	0	1	6	5	1	0	0	0	0	0	0	0	0	13
09:45	1	10	4	7	1	0	0	0	0	0	0	0	0	23
10:00	1	3	4	7	1	0	1	0	0	0	0	0	0	17
10:15	0	1	3	4	0	0	0	0	0	0	0	0	0	8
10:30	0	2	5	8	3	1	0	0	0	0	0	0	0	19
10:45	0	2	0	12	1	0	0	0	0	0	0	0	0	15
11:00	0	2	6	4	1	0	0	0	0	0	0	0	0	13
11:15	0	1	5	8	3	1	0	0	0	0	0	0	0	18
11:30	0	1	9	8	1	0	0	0	0	0	0	0	0	19
11:45	0	2	2	4	3	0	0	0	0	0	0	0	0	11
12:00 PM	0	0	2	3	0	3	0	0	0	0	0	0	0	12
12:15	0	0	4	2	4	1	0	0	0	0	0	0	0	11
12:30	0	2	3	7	2	0	0	0	0	0	0	0	0	14
12:45	0	0	6	7	4	0	0	0	0	0	0	0	0	17
13:00	1	0	1	7	0	0	0	0	0	0	0	0	0	9
13:15	0	0	3	10	5	0	0	0	0	0	0	0	0	18
13:30	0	0	10	9	0	0	0	0	0	0	0	0	0	24
13:45	0	1	4	13	10	3	0	0	0	0	0	0	0	31
14:00	0	1	6	13	3	0	0	0	0	0	0	0	0	23
14:15	0	0	7	7	5	0	0	0	0	0	0	0	0	19
14:30	0	0	4	8	4	0	0	0	0	0	0	0	0	16
14:45	0	1	1	18	2	3	0	0	0	0	0	0	0	25
15:00	0	3	3	4	7	3	0	1	0	0	0	0	0	23
15:15	0	3	8	15	4	0	0	0	0	0	0	0	0	30
15:30	0	0	7	5	8	1	0	0	0	0	0	0	0	21
15:45	0	1	11	9	3	3	0	0	0	0	0	0	0	27
16:00	0	0	5	14	4	0	0	0	0	0	0	0	0	23
16:15	2	3	3	15	4	0	0	0	0	0	0	0	0	27
16:30	0	1	4	20	2	2	0	0	0	0	0	0	0	29
16:45	1	0	5	17	5	2	0	0	0	0	0	0	0	30
17:00	0	0	10	18	3	2	0	0	0	0	0	0	0	33
17:15	0	0	7	10	5	1	0	0	0	0	0	0	0	23
17:30	1	1	5	13	6	1	0	0	0	0	0	0	0	27
17:45	3	2	6	13	8	1	0	0	0	0	0	0	0	33
18:00	0	0	6	14	10	0	0	0	0	0	0	0	0	30
18:15	0	2	3	18	4	1	0	1	0	0	0	0	0	29
18:30	1	0	6	12	3	1	0	0	0	0	0	0	0	23
18:45	1	0	4	9	4	0	0	0	0	0	0	0	0	18
19:00	0	2	5	3	3	3	0	0	0	0	0	0	0	16
19:15	1	2	6	10	4	0	0	0	0	0	0	0	0	23
19:30	0	1	5	5	4	1	0	0	0	0	0	0	0	16
19:45	1	1	2	7	3	1	0	0	0	0	0	0	0	15
20:00	0	0	2	10	0	0	0	0	0	0	0	0	0	12
20:15	0	0	8	10	3	0	0	0	0	0	0	0	0	21
20:30	0	0	6	16	17	16	39	14	19	17	30	0	0	111
20:45	0	0	3	5	5	1	1	0	0	0	0	0	0	15
21:00	1	0	3	5	2	0	0	0	0	0	0	0	0	11
21:15	0	0	2	2	3	0	0	0	0	0	0	0	0	7
21:30	0	0	1	3	1	0	0	0	0	0	0	0	0	5
21:45	0	0	2	1	1	0	0	0	0	0	0	0	0	4
22:00	0	0	2	4	2	0	0	0	0	0	0	0	0	8
22:15	0	0	1	1	1	0	0	0	0	0	0	0	0	3
22:30	0	0	1	1	1	0	0	0	0	0	0	0	0	3
22:45	0	0	1	2	1	0	1	0	0	0	0	0	0	5
23:00	0	0	0	2	1	0	0	0	0	0	0	0	0	3
23:15	0	1	0	1	0	0	0	0	0	0	0	0	0	2
23:30	0	0	0	1	0	0	0	0	0	0	0	0	0	1
23:45	0	0	0	0	1	0	0	0	0	0	0	0	0	1
<b>Totals</b>	<b>23</b>	<b>65</b>	<b>310</b>	<b>574</b>	<b>217</b>	<b>36</b>	<b>4</b>	<b>1</b>						<b>1230</b>
<b>% of Totals</b>	<b>2%</b>	<b>5%</b>	<b>25%</b>	<b>47%</b>	<b>18%</b>	<b>3%</b>	<b>0%</b>	<b>0%</b>						<b>100%</b>

AM Volumes		10	37	110	183	57	5	1	0	0	0	0	0	403	
% AM		1%	3%	9%	15%	5%	0%	0%	0%	0%	0%	0%	0%	33%	
AM Peak Hour		06:00	09:45	07:45	07:00	07:30	11:15	09:15						07:35	
Volume		3	16	32	53	29	4	1						103	
PM Volumes		13	28	200	391	160	31	3	1	0	0	0	0	827	
% PM		1%	2%	16%	32%	13%	3%	0%	0%	0%	0%	0%	0%	67%	
PM Peak Hour		17:00	14:30	15:00	16:15	17:15	16:30	14:15	17:30					16:35	
Volume		4	7	39	79	29	7	1	1					119	
Directional Peak Periods		AM 7-9				NOON 12-2				PM 4-6				Off Peak Volumes	
All Classes		Volume	%	Volume	%	Volume	%	Volume	%	Volume	%				
		169	14%	136	11%	225	18%	700	57%						

Street Name	Direction	Percentiles					
		15th	50th	Average	85th	95th	ADT
SW 118th Ave	North Bound	22	27	27	32	35	1230
SW 118th Ave	South Bound	21	25	25	29	31	1421

Time	< 15	15 - 19	20 - 24	25 - 29	30 - 34	35 - 39	40 - 44	45 - 49	50 - 54	55 - 59	60 - 64	65 - 69	70 +	Total
00:00 AM	0	0	3	0	0	0	0	0	0	0	0	0	0	3
00:15	0	0	2	1	1	0	0	0	0	0	0	0	0	4
00:30	0	0	0	0	0	0	0	0	0	0	0	0	0	0
00:45	0	0	0	0	0	0	0	0	0	0	0	0	0	0
01:00	0	0	0	0	0	0	0	0	0	0	0	0	0	0
01:15	0	0	0	0	0	0	0	0	0	0	0	0	0	0
01:30	0	0	0	1	0	0	0	0	0	0	0	0	0	1
01:45	0	0	0	0	0	0	0	0	0	0	0	0	0	0
02:00	0	0	0	0	0	0	0	0	0	0	0	0	0	0
02:15	0	0	0	0	0	0	0	0	0	0	0	0	0	0
02:30	0	0	0	0	0	0	0	0	0	0	0	0	0	0
02:45	0	0	0	0	0	0	0	0	0	0	0	0	0	0
03:00	0	0	0	0	0	0	0	0	0	0	0	0	0	0
03:15	1	0	1	1	0	0	0	0	0	0	0	0	0	3
03:30	0	0	0	0	0	0	0	0	0	0	0	0	0	0
03:45	0	0	0	0	0	0	0	0	0	0	0	0	0	0
04:00	0	0	1	1	0	0	0	0	0	0	0	0	0	2
04:15	0	0	1	0	0	1	0	0	0	0	0	0	0	2
04:30	0	0	0	0	1	0	0	0	0	0	0	0	0	1
04:45	0	0	1	1	0	1	0	0	0	0	0	0	0	3
05:00	2	0	0	4	1	0	0	0	0	0	0	0	0	7
05:15	0	0	0	3	0	0	0	0	0	0	0	0	0	3
05:30	1	1	2	0	0	0	0	0	0	0	0	0	0	4
05:45	0	1	4	4	0	0	0	0	0	0	0	0	0	9
06:00	0	1	2	1	0	0	0	0	0	0	0	0	0	4
06:15	1	1	4	2	1	0	0	0	0	0	0	0	0	9
06:30	0	1	4	5	0	0	0	0	0	0	0	0	0	11
06:45	1	3	4	4	0	0	0	0	0	0	0	0	0	12
07:00	0	1	5	9	1	0	0	0	0	0	0	0	0	16
07:15	0	0	11	14	1	0	0	0	0	0	0	0	0	26
07:30	0	1	11	16	5	0	0	0	0	0	0	0	0	33
07:45	1	4	24	23	3	0	0	0	0	0	0	0	0	55
08:00	0	1	24	15	2	0	0	0	0	0	0	0	0	42
08:15	0	2	5	5	1	0	0	0	0	0	0	0	0	13
08:30	0	0	11	9	0	0	0	0	0	0	0	0	0	20
08:45	0	1	8	11	0	0	1	0	0	0	0	0	0	21
09:00	0	2	11	7	1	0	0	0	0	0	0	0	0	21
09:15	1	1	9	5	0	0	0	0	0	0	0	0	0	17
09:30	0	3	8	9	1	0	0	0	0	0	0	0	0	21
09:45	0	5	8	6	2	0	0	0	0	0	0	0	0	21
10:00	2	1	8	6	2	0	0	0	0	0	0	0	0	19
10:15	1	0	7	4	1	0	0	0	0	0	0	0	0	13
10:30	0	1	5	10	1	0	0	0	0	0	0	0	0	17
10:45	0	0	11	3	0	0	0	0	0	0	0	0	0	14
11:00	0	2	4	8	0	0	0	0	0	0	0	0	0	14
11:15	0	3	6	7	2	0	0	0	0	0	0	0	0	18
11:30	1	2	8	10	1	1	0	0	0	0	0	0	0	23
11:45	1	3	7	10	4	0	0	0	0	0	0	0	0	25
12:00 PM	0	0	9	10	0	0	0	0	0	0	0	0	0	19
12:15	0	0	6	8	1	0	0	0	0	0	0	0	0	15
12:30	0	2	4	7	0	0	0	0	0	0	0	0	0	13
12:45	0	2	8	6	0	0	0	0	0	0	0	0	0	16
13:00	0	1	5	8	2	0	0	0	0	0	0	0	0	16
13:15	0	1	6	8	1	0	0	0	0	0	0	0	0	16
13:30	1	0	4	2	0	0	0	0	0	0	0	0	0	8
13:45	2	1	9	8	0	0	0	0	0	0	0	0	0	20
14:00	0	3	26	12	3	1	0	0	0	0	0	0	0	45
14:15	0	4	21	13	0	0	0	0	0	0	0	0	0	38
14:30	0	1	8	14	4	0	0	0	0	0	0	0	0	27
14:45	1	1	9	12	1	0	1	0	0	0	0	0	0	25
15:00	0	1	12	4	3	0	0	0	0	0	0	0	0	20
15:15	0	5	12	14	0	0	0	0	0	0	0	0	0	31
15:30	1	1	9	9	1	1	0	0	0	0	0	0	0	22
15:45	1	3	7	12	2	0	0	0	0	0	0	0	0	25
16:00	1	2	14	5	1	0	0	0	0	0	0	0	0	23
16:15	1	2	18	10	0	0	0	0	0	0	0	0	0	30
16:30	0	0	13	14	1	0	0	0	0	0	0	0	0	28
16:45	3	0	7	12	2	1	0	0	0	0	0	0	0	25
17:00	0	1	11	11	1	0	0	0	0	0	0	0	0	24
17:15	2	2	16	10	0	0	0	0	0	0	0	0	0	30
17:30	0	3	12	7	1	0	0	0	0	0	0	0	0	23
17:45	0	3	16	18	1	1	0	0	0	0	0	0	0	40
18:00	0	2	8	15	1	0	0	0	0	0	0	0	0	26
18:15	0	0	5	7	2	0	0	0	0	0	0	0	0	14
18:30	3	2	9	4	0	0	0	0	0	0	0	0	0	18
18:45	3	3	6	16	1	1	0	0	0	0	0	0	0	30
19:00	1	2	12	11	0	0	0	0	0	0	0	0	0	27
19:15	1	2	10	12	1	0	0	0	0	0	0	0	0	26
19:30	0	2	12	12	3	0	0	0	0	0	0	0	0	29
19:45	0	2	6	9	0	0	0	0	0	0	0	0	0	17
20:00	0	0	7	10	0	0	0	0	0	0	0	0	0	17
20:15	0	3	12	7	2	0	0	0	0	0	0	0	0	24
20:30	0	0	10	4	2	0	0	0	0	0	0	0	0	16
20:45	0	0	9	2	0	0	0	0	0	0	0	0	0	11
21:00	0	3	3	5	1	0	0	0	0	0	0	0	0	12
21:15	0	1	4	3	1	0	0	0	0	0	0	0	0	9
21:30	1	2	0	2	0	0	0	0	0	0	0	0	0	5
21:45	0	0	2	4	0	0	0	0	0	0	0	0	0	6
22:00	0	0	3	0	0	0	0	0	0	0	0	0	0	3
22:15	0	0	2	6	1	0	0	0	0	0	0	0	0	9
22:30	0	1	1	3	0	0	0	0	0	0	0	0	0	5
22:45	0	0	0	3	0	0	0	0	0	0	0	0	0	3
23:00	0	0	0	1	1	0	0	0	0	0	0	0	0	2
23:15	0	0	0	0	0	0	0	0	0	0	0	0	0	0
23:30	0	0	1	1	1	0	0	0	0	0	0	0	0	3
23:45	0	0	0	0	0	0	0	0	0	0	0	0	0	0
Totals	35	104	606	585	81	8	2							1421
% of Totals	2%	7%	43%	41%	6%	1%	0%							100%

Directional Peak Periods	AM 7-9		NOON 12-2		PM 4-6		Off Peak Volumes	
All Classes	Volume	%	Volume	%	Volume	%	Volume	%
	226	16%	123	9%	226	16%	846	60%

Street Name	Direction	15th	50th	Average	85th	95th	ADT
SW 118th Ave	North Bound	22	27	27	32	35	1230
SW 118th Ave	South Bound	21	25	25	29	31	1421

Summary

Time	< 15	15 - 19	20 - 24	25 - 29	30 - 34	35 - 39	40 - 44	45 - 49	50 - 54	55 - 59	60 - 64	65 - 69	70 +	Total
00:00 AM	0	0	3	1	0	0	0	0	0	0	0	0	0	4
00:15	0	0	2	1	2	0	0	0	0	0	0	0	0	5
00:30	0	0	0	0	1	0	0	0	0	0	0	0	0	1
00:45	0	0	0	1	0	0	0	0	0	0	0	0	0	1
01:00	0	0	2	1	0	1	0	0	0	0	0	0	0	4
01:15	0	1	0	1	0	0	0	0	0	0	0	0	0	2
01:30	0	0	1	0	0	0	0	0	0	0	0	0	0	1
01:45	0	0	0	0	0	0	0	0	0	0	0	0	0	0
02:00	0	0	0	0	0	0	0	0	0	0	0	0	0	0
02:15	0	0	0	0	0	0	0	0	0	0	0	0	0	0
02:30	0	0	0	0	0	0	0	0	0	0	0	0	0	0
02:45	0	0	0	0	0	0	0	0	0	0	0	0	0	0
03:00	0	0	0	0	0	0	0	0	0	0	0	0	0	0
03:15	1	0	1	2	0	0	0	0	0	0	0	0	0	4
03:30	0	0	0	0	0	0	0	0	0	0	0	0	0	0
03:45	0	0	0	0	1	0	0	0	0	0	0	0	0	1
04:00	0	0	1	1	1	0	0	0	0	0	0	0	0	3
04:15	0	0	1	0	0	1	0	0	0	0	0	0	0	2
04:30	0	0	1	1	1	0	0	0	0	0	0	0	0	3
04:45	0	0	2	2	0	1	0	0	0	0	0	0	0	5
05:00	3	0	0	4	2	0	0	0	0	0	0	0	0	9
05:15	0	0	4	4	1	0	0	0	0	0	0	0	0	5
05:30	1	1	2	0	0	0	0	0	0	0	0	0	0	4
05:45	0	1	5	7	0	0	0	0	0	0	0	0	0	13
06:00	0	0	2	3	2	1	0	0	0	0	0	0	0	8
06:15	2	1	5	5	2	0	0	0	0	0	0	0	0	15
06:30	1	4	6	4	6	2	0	0	0	0	0	0	0	15
06:45	2	4	7	8	0	0	0	0	0	0	0	0	0	21
07:00	0	2	11	18	1	0	0	0	0	0	0	0	0	32
07:15	1	0	18	26	3	0	0	0	0	0	0	0	0	48
07:30	0	4	14	32	12	0	0	0	0	0	0	0	0	62
07:45	1	6	38	39	10	0	0	0	0	0	0	0	0	94
08:00	2	1	30	22	5	0	0	0	0	0	0	0	0	60
08:15	0	3	12	8	4	0	0	0	0	0	0	0	0	27
08:30	0	0	16	14	4	0	0	0	0	0	0	0	0	34
08:45	0	2	12	19	3	1	1	0	0	0	0	0	0	38
09:00	1	2	13	19	4	0	0	0	0	0	0	0	0	39
09:15	1	2	10	12	4	0	0	0	0	0	0	0	0	29
09:30	0	4	14	14	2	0	0	0	0	0	0	0	0	34
09:45	1	15	12	13	3	0	0	0	0	0	0	0	0	44
10:00	3	4	12	13	3	0	1	0	0	0	0	0	0	36
10:15	1	1	10	8	1	0	0	0	0	0	0	0	0	21
10:30	0	3	10	18	4	1	0	0	0	0	0	0	0	36
10:45	0	2	11	15	1	0	0	0	0	0	0	0	0	29
11:00	0	4	10	12	1	0	0	0	0	0	0	0	0	27
11:15	0	4	11	15	5	1	0	0	0	0	0	0	0	36
11:30	1	3	17	18	2	1	0	0	0	0	0	0	0	42
11:45	1	5	9	14	7	0	0	0	0	0	0	0	0	36
12:00 PM	0	0	11	13	4	3	0	0	0	0	0	0	0	31
12:15	0	0	10	12	3	1	0	0	0	0	0	0	0	26
12:30	0	4	7	14	2	0	0	0	0	0	0	0	0	27
12:45	0	2	14	13	4	0	0	0	0	0	0	0	0	33
13:00	1	1	6	15	2	0	0	0	0	0	0	0	0	25
13:15	0	1	9	18	6	0	0	0	0	0	0	0	0	34
13:30	1	0	14	11	0	0	0	0	0	0	0	0	0	32
13:45	2	2	13	21	10	3	0	0	0	0	0	0	0	51
14:00	0	4	32	25	6	1	0	0	0	0	0	0	0	68
14:15	0	4	28	20	5	0	0	0	0	0	0	0	0	57
14:30	0	1	12	22	8	0	0	0	0	0	0	0	0	43
14:45	1	2	10	30	3	3	1	0	0	0	0	0	0	50
15:00	0	4	21	11	6	0	1	0	0	0	0	0	0	43
15:15	0	8	20	29	4	0	0	0	0	0	0	0	0	61
15:30	1	1	16	14	9	2	0	0	0	0	0	0	0	43
15:45	1	4	18	21	5	3	0	0	0	0	0	0	0	52
16:00	1	2	19	19	5	0	0	0	0	0	0	0	0	46
16:15	3	5	21	25	5	0	0	0	0	0	0	0	0	60
16:30	0	1	17	34	3	2	0	0	0	0	0	0	0	57
16:45	4	0	12	29	7	3	0	0	0	0	0	0	0	55
17:00	0	1	21	29	4	2	0	0	0	0	0	0	0	57
17:15	2	2	23	20	5	1	0	0	0	0	0	0	0	53
17:30	1	4	17	20	7	1	0	0	0	0	0	0	0	50
17:45	3	5	22	32	9	2	0	0	0	0	0	0	0	73
18:00	0	2	14	29	11	0	0	0	0	0	0	0	0	56
18:15	0	2	8	25	6	1	0	1	0	0	0	0	0	43
18:30	4	2	15	16	3	1	0	0	0	0	0	0	0	41
18:45	4	3	10	25	5	1	0	0	0	0	0	0	0	48
19:00	1	4	17	14	4	3	0	0	0	0	0	0	0	43
19:15	2	4	16	22	5	0	0	0	0	0	0	0	0	49
19:30	0	3	17	17	7	1	0	0	0	0	0	0	0	45
19:45	1	3	8	16	3	1	0	0	0	0	0	0	0	32
20:00	0	0	9	20	0	0	0	0	0	0	0	0	0	29
20:15	0	3	20	17	5	0	0	0	0	0	0	0	0	45
20:30	0	0	16	8	3	0	0	0	0	0	0	0	0	23
20:45	0	0	12	7	5	1	1	0	0	0	0	0	0	26
21:00	1	3	6	10	3	0	0	0	0	0	0	0	0	23
21:15	0	1	6	5	4	0	0	0	0	0	0	0	0	16
21:30	1	2	1	5	1	0	0	0	0	0	0	0	0	10
21:45	0	0	4	5	1	0	0	0	0	0	0	0	0	10
22:00	0	0	5	4	2	0	0	0	0	0	0	0	0	11
22:15	0	0	3	7	2	0	0	0	0	0	0	0	0	12
22:30	0	1	2	4	1	0	0	0	0	0	0	0	0	8
22:45	0	0	1	5	1	0	1	0	0	0	0	0	0	8
23:00	0	0	0	3	2	0	0	0	0	0	0	0	0	5
23:15	0	1	0	1	0	0	0	0	0	0	0	0	0	3
23:30	0	0	1	1	2	0	0	0	0	0	0	0	0	4
23:45	0	0	0	0	1	0	0	0	0	0	0	0	0	1
Totals	58	168	916	1159	298	44	6	1						2651
% of Totals	2%	6%	35%	44%	11%	2%	0%	0%						100%

AM Volumes	23	77	332	396	92	8	2	0	0	0	0	0	0	930
% AM	1%	3%	13%	15%	3%	0%	0%	0%	0%	0%	0%	0%	0%	35%
AM Peak Hour	06:00	09:15	07:15	07:15	07:30	11:15	08:00							07:35
Volume	5	25	100	119	31	5	1							261
PM Volumes	35	92	584	763	200	30	4	1	0	0	0	0	0	1721
% PM	1%	3%	22%	29%	8%	1%	0%	0%	0%	0%	0%	0%	0%	65%
PM Peak Hour	18:30	15:00	13:30	16:45	17:30	16:30	14:15	17:30						17:45
Volume	11	17	87	117	33	8	2	1						231
Directional Peak Periods	AM 7-9				NOON 12-2				PM 4-6				Off Peak Volumes	
All Classes	Volume 395				Volume 259				Volume 451				Volume 1546	
	% 15%				% 10%				% 17%				% 58%	

Street Name	Direction	Percentiles					
		15th	50th	Average	85th	95th	ADT
SW 118th Ave	Summary	21	26	26	30	34	2651

# SPEED

SW 118th Ave S/O SW 55th St

Day: Thursday  
Date: 5/18/2023

City: Cooper City  
Project #: FL23\_140259\_004n

## North Bound

Time	< 15	15 - 19	20 - 24	25 - 29	30 - 34	35 - 39	40 - 44	45 - 49	50 - 54	55 - 59	60 - 64	65 - 69	70 +	Total
00:00 AM	0	0	0	2	2	0	0	0	0	0	0	0	0	4
01:00	0	1	2	2	0	1	0	0	0	0	0	0	0	6
02:00	0	0	0	0	0	0	0	0	0	0	0	0	0	0
03:00	0	0	0	2	0	0	0	0	0	0	0	0	0	2
04:00	0	0	2	2	1	0	0	0	0	0	0	0	0	5
05:00	1	0	2	4	1	0	0	0	0	0	0	0	0	8
06:00	3	2	5	9	3	1	0	0	0	0	0	0	0	23
07:00	1	6	30	53	16	0	0	0	0	0	0	0	0	106
08:00	2	2	22	23	13	1	0	0	0	0	0	0	0	63
09:00	2	12	13	31	8	0	0	0	0	0	0	0	0	66
10:00	1	8	12	31	5	1	1	0	0	0	0	0	0	59
11:00	0	6	22	24	8	1	0	0	0	0	0	0	0	61
12:00 PM	0	2	15	21	12	4	0	0	0	0	0	0	0	54
13:00	1	1	18	39	20	3	0	0	0	0	0	0	0	82
14:00	0	2	18	46	14	3	0	0	0	0	0	0	0	83
15:00	0	7	35	36	18	4	1	0	0	0	0	0	0	101
16:00	3	4	17	66	15	4	0	0	0	0	0	0	0	109
17:00	4	3	28	54	22	5	0	0	0	0	0	0	0	116
18:00	2	2	19	53	21	2	0	1	0	0	0	0	0	100
19:00	2	6	18	25	14	5	0	0	0	0	0	0	0	70
20:00	0	0	19	29	9	1	1	0	0	0	0	0	0	59
21:00	1	0	8	11	7	0	0	0	0	0	0	0	0	27
22:00	0	0	5	8	5	0	1	0	0	0	0	0	0	19
23:00	0	1	0	3	3	0	0	0	0	0	0	0	0	7
<b>Totals</b>	<b>23</b>	<b>65</b>	<b>310</b>	<b>574</b>	<b>217</b>	<b>36</b>	<b>4</b>	<b>1</b>						<b>1230</b>
<b>% of Totals</b>	2%	5%	25%	47%	18%	3%	0%	0%						100%

<b>AM Volumes</b>	10	37	110	183	57	5	1	0	0	0	0	0	0	403
<b>% AM</b>	1%	3%	9%	15%	5%	0%	0%							33%
<b>AM Peak Hour</b>	06:00	09:00	07:00	07:00	07:00	01:00	10:00							07:00
<b>Volume</b>	3	12	30	53	16	1	1							106
<b>PM Volumes</b>	13	28	200	391	160	31	3	1	0	0	0	0	0	827
<b>% PM</b>	1%	2%	16%	32%	13%	3%	0%	0%						67%
<b>PM Peak Hour</b>	17:00	15:00	15:00	16:00	17:00	17:00	15:00	18:00						17:00
<b>Volume</b>	4	7	35	66	22	5	1	1						116

Directional Peak Periods All Speeds	AM 7-9		NOON 12-2		PM 4-6		Off Peak Volumes	
	Volume	%	Volume	%	Volume	%	Volume	%
	169	↔ 14%	136	↔ 11%	225	↔ 18%	700	↔ 57%

Street Name	Direction	Percentiles					ADT
		15th	50th	Average	85th	95th	
SW 118th Ave	North Bound	22	27	27	32	35	1230
SW 118th Ave	South Bound	21	25	25	29	31	1421



# SPEED

SW 118th Ave S/O SW 55th St

Day: Thursday  
Date: 5/18/2023

City: Cooper City  
Project #: FL23\_140259\_004s

## South Bound

Time	< 15	15 - 19	20 - 24	25 - 29	30 - 34	35 - 39	40 - 44	45 - 49	50 - 54	55 - 59	60 - 64	65 - 69	70 +	Total
00:00 AM	0	0	5	1	1	0	0	0	0	0	0	0	0	7
01:00	0	0	0	1	0	0	0	0	0	0	0	0	0	1
02:00	0	0	0	0	0	0	0	0	0	0	0	0	0	0
03:00	1	0	1	1	0	0	0	0	0	0	0	0	0	3
04:00	0	0	3	2	1	2	0	0	0	0	0	0	0	8
05:00	3	2	9	8	1	0	0	0	0	0	0	0	0	23
06:00	2	5	13	13	3	0	0	0	0	0	0	0	0	36
07:00	1	6	51	62	10	0	0	0	0	0	0	0	0	130
08:00	0	4	48	40	3	0	1	0	0	0	0	0	0	96
09:00	1	11	36	27	5	0	0	0	0	0	0	0	0	80
10:00	3	2	31	23	4	0	0	0	0	0	0	0	0	63
11:00	2	10	25	35	7	1	0	0	0	0	0	0	0	80
12:00 PM	0	4	27	31	1	0	0	0	0	0	0	0	0	63
13:00	3	3	24	26	4	0	0	0	0	0	0	0	0	60
14:00	1	9	64	51	8	1	1	0	0	0	0	0	0	135
15:00	2	10	40	39	6	1	0	0	0	0	0	0	0	98
16:00	5	4	52	41	6	1	0	0	0	0	0	0	0	109
17:00	2	9	55	47	3	1	0	0	0	0	0	0	0	117
18:00	6	7	28	42	4	1	0	0	0	0	0	0	0	88
19:00	2	8	40	44	5	0	0	0	0	0	0	0	0	99
20:00	0	3	38	23	4	0	0	0	0	0	0	0	0	68
21:00	1	6	9	14	2	0	0	0	0	0	0	0	0	32
22:00	0	1	6	12	1	0	0	0	0	0	0	0	0	20
23:00	0	0	1	2	2	0	0	0	0	0	0	0	0	5
<b>Totals</b>	<b>35</b>	<b>104</b>	<b>606</b>	<b>585</b>	<b>81</b>	<b>8</b>	<b>2</b>							<b>1421</b>
<b>% of Totals</b>	<b>2%</b>	<b>7%</b>	<b>43%</b>	<b>41%</b>	<b>6%</b>	<b>1%</b>	<b>0%</b>							<b>100%</b>

<b>AM Volumes</b>	13	40	222	213	35	3	1	0	0	0	0	0	0	527
<b>% AM</b>	1%	3%	16%	15%	2%	0%	0%							37%
<b>AM Peak Hour</b>	05:00	09:00	07:00	07:00	07:00	04:00	08:00							07:00
<b>Volume</b>	3	11	51	62	10	2	1							130
<b>PM Volumes</b>	22	64	384	372	46	5	1	0	0	0	0	0	0	894
<b>% PM</b>	2%	5%	27%	26%	3%	0%	0%							63%
<b>PM Peak Hour</b>	18:00	15:00	14:00	14:00	14:00	14:00	14:00							14:00
<b>Volume</b>	6	10	64	51	8	1	1							135

Directional Peak Periods All Speeds	AM 7-9		NOON 12-2		PM 4-6		Off Peak Volumes	
	Volume	%	Volume	%	Volume	%	Volume	%
	226	↔ 16%	123	↔ 9%	226	↔ 16%	846	↔ 60%

Street Name	Direction	Percentiles					ADT
		15th	50th	Average	85th	95th	
SW 118th Ave	North Bound	22	27	27	32	35	1230
SW 118th Ave	South Bound	21	25	25	29	31	1421

# SPEED

SW 118th Ave S/O SW 55th St

Day: Thursday  
Date: 5/18/2023

City: Cooper City  
Project #: FL23\_140259\_004

## Summary

Time	< 15	15 - 19	20 - 24	25 - 29	30 - 34	35 - 39	40 - 44	45 - 49	50 - 54	55 - 59	60 - 64	65 - 69	70 +	Total
00:00 AM	0	0	5	3	3	0	0	0	0	0	0	0	0	11
01:00	0	1	2	3	0	1	0	0	0	0	0	0	0	7
02:00	0	0	0	0	0	0	0	0	0	0	0	0	0	0
03:00	1	0	1	3	0	0	0	0	0	0	0	0	0	5
04:00	0	0	5	4	2	2	0	0	0	0	0	0	0	13
05:00	4	2	11	12	2	0	0	0	0	0	0	0	0	31
06:00	5	7	18	22	6	1	0	0	0	0	0	0	0	59
07:00	2	12	81	115	26	0	0	0	0	0	0	0	0	236
08:00	2	6	70	63	16	1	1	0	0	0	0	0	0	159
09:00	3	23	49	58	13	0	0	0	0	0	0	0	0	146
10:00	4	10	43	54	9	1	1	0	0	0	0	0	0	122
11:00	2	16	47	59	15	2	0	0	0	0	0	0	0	141
12:00 PM	0	6	42	52	13	4	0	0	0	0	0	0	0	117
13:00	4	4	42	65	24	3	0	0	0	0	0	0	0	142
14:00	1	11	82	97	22	4	1	0	0	0	0	0	0	218
15:00	2	17	75	75	24	5	1	0	0	0	0	0	0	199
16:00	8	8	69	107	21	5	0	0	0	0	0	0	0	218
17:00	6	12	83	101	25	6	0	0	0	0	0	0	0	233
18:00	8	9	47	95	25	3	0	1	0	0	0	0	0	188
19:00	4	14	58	69	19	5	0	0	0	0	0	0	0	169
20:00	0	3	57	52	13	1	1	0	0	0	0	0	0	127
21:00	2	6	17	25	9	0	0	0	0	0	0	0	0	59
22:00	0	1	11	20	6	0	1	0	0	0	0	0	0	39
23:00	0	1	1	5	5	0	0	0	0	0	0	0	0	12
<b>Totals</b>	<b>58</b>	<b>169</b>	<b>916</b>	<b>1159</b>	<b>298</b>	<b>44</b>	<b>6</b>	<b>1</b>						<b>2651</b>
<b>% of Totals</b>	<b>2%</b>	<b>6%</b>	<b>35%</b>	<b>44%</b>	<b>11%</b>	<b>2%</b>	<b>0%</b>	<b>0%</b>						<b>100%</b>

<b>AM Volumes</b>	23	77	332	396	92	8	2	0	0	0	0	0	0	930
<b>% AM</b>	1%	3%	13%	15%	3%	0%	0%							35%
<b>AM Peak Hour</b>	06:00	09:00	07:00	07:00	07:00	04:00	08:00							07:00
<b>Volume</b>	5	23	81	115	26	2	1							236
<b>PM Volumes</b>	35	92	584	763	206	36	4	1	0	0	0	0	0	1721
<b>% PM</b>	1%	3%	22%	29%	8%	1%	0%	0%						65%
<b>PM Peak Hour</b>	16:00	15:00	17:00	16:00	17:00	17:00	14:00	18:00						17:00
<b>Volume</b>	8	17	83	107	25	6	1	1						233

Directional Peak Periods All Speeds	AM 7-9		NOON 12-2		PM 4-6		Off Peak Volumes	
	Volume	%	Volume	%	Volume	%	Volume	%
	395	↔ 15%	259	↔ 10%	451	↔ 17%	1546	↔ 58%

Street Name	Direction	Percentiles					ADT
		15th	50th	Average	85th	95th	
SW 118th Ave	Summary	21	26	26	30	34	2651

**VOLUME**

SW 118th Ave S/O SW 55th St

Day: Thursday  
 Date: 5/18/2023

City: Cooper City  
 Project #: FL23\_140259\_004

DAILY TOTALS												Total							
												NB	SB	EB		WB		TOTAL	
												1,230	1,421	0	0	0	0		
AM Period	NB	SB	EB	WB	TOTAL	PM Period	NB	SB	EB	WB	TOTAL								
00:00	1	3	0	0	4	12:00	12	19	0	0	31								
00:15	1	4	0	0	5	12:15	11	15	0	0	26								
00:30	1	0	0	0	1	12:30	14	13	0	0	27								
00:45	1	4	0	0	11	12:45	17	54	16	63	33	117							
01:00	4	0	0	0	4	13:00	9	16	0	0	25								
01:15	2	0	0	0	2	13:15	18	16	0	0	34								
01:30	0	1	0	0	1	13:30	24	8	0	0	32								
01:45	0	6	0	0	7	13:45	31	82	20	60	51	142							
02:00	0	0	0	0	0	14:00	23	45	0	0	68								
02:15	0	0	0	0	0	14:15	19	38	0	0	57								
02:30	0	0	0	0	0	14:30	16	27	0	0	43								
02:45	0	0	0	0	0	14:45	25	83	25	135	50	218							
03:00	0	0	0	0	0	15:00	23	20	0	0	43								
03:15	1	3	0	0	4	15:15	30	31	0	0	61								
03:30	0	0	0	0	0	15:30	21	22	0	0	43								
03:45	1	2	0	0	5	15:45	27	101	25	98	52	199							
04:00	1	2	0	0	3	16:00	23	23	0	0	46								
04:15	0	2	0	0	2	16:15	27	33	0	0	60								
04:30	2	1	0	0	3	16:30	29	28	0	0	57								
04:45	2	5	0	0	7	16:45	30	109	25	109	55	218							
05:00	2	7	0	0	9	17:00	33	24	0	0	57								
05:15	2	3	0	0	5	17:15	23	30	0	0	53								
05:30	0	4	0	0	4	17:30	27	23	0	0	50								
05:45	4	8	0	0	12	17:45	33	116	40	117	73	233							
06:00	4	4	0	0	8	18:00	30	26	0	0	56								
06:15	6	9	0	0	15	18:15	29	14	0	0	43								
06:30	4	11	0	0	15	18:30	23	18	0	0	41								
06:45	9	23	0	0	32	18:45	18	100	30	88	48	188							
07:00	16	16	0	0	32	19:00	16	27	0	0	43								
07:15	22	26	0	0	48	19:15	23	26	0	0	49								
07:30	29	33	0	0	62	19:30	16	29	0	0	45								
07:45	39	106	0	0	145	19:45	15	70	17	99	32	169							
08:00	18	42	0	0	60	20:00	12	17	0	0	29								
08:15	14	13	0	0	27	20:15	21	24	0	0	45								
08:30	14	20	0	0	34	20:30	11	16	0	0	27								
08:45	17	63	0	0	80	20:45	15	59	11	68	26	127							
09:00	18	21	0	0	39	21:00	11	12	0	0	23								
09:15	12	17	0	0	29	21:15	7	9	0	0	16								
09:30	13	21	0	0	34	21:30	5	5	0	0	10								
09:45	23	66	0	0	89	21:45	4	27	6	32	10	59							
10:00	17	19	0	0	36	22:00	8	3	0	0	11								
10:15	8	13	0	0	21	22:15	3	9	0	0	12								
10:30	19	17	0	0	36	22:30	3	5	0	0	8								
10:45	15	59	0	0	74	22:45	5	19	3	20	8	39							
11:00	13	14	0	0	27	23:00	3	2	0	0	5								
11:15	18	18	0	0	36	23:15	2	0	0	0	2								
11:30	19	23	0	0	42	23:30	1	3	0	0	4								
11:45	11	61	25	0	141	23:45	1	7	0	5	1	12							
<b>TOTALS</b>	<b>403</b>	<b>527</b>			<b>930</b>	<b>TOTALS</b>	<b>827</b>	<b>894</b>			<b>1721</b>								
<b>SPLIT %</b>	<b>43.3%</b>	<b>56.7%</b>			<b>35.1%</b>	<b>SPLIT %</b>	<b>48.1%</b>	<b>51.9%</b>			<b>64.9%</b>								
DAILY TOTALS												Total							
												NB	SB	EB		WB		TOTAL	
												1,230	1,421	0	0			2,651	
AM Peak Hour	07:15	07:15			07:15	PM Peak Hour	16:15	14:00			17:00								
AM Pk Volume	108	156			264	PM Pk Volume	119	135			233								
Pk Hr Factor	0.692	0.709			0.702	Pk Hr Factor	0.902	0.750			0.798								
7 - 9 Volume	169	226	0	0	395	4 - 6 Volume	225	226	0	0	451								
7 - 9 Peak Hour	07:15	07:15			07:15	4 - 6 Peak Hour	16:15	17:00			17:00								
7 - 9 Pk Volume	108	156	0	0	264	4 - 6 Pk Volume	119	117	0	0	233								
Pk Hr Factor	0.692	0.709	0.902	0.902	0.702	Pk Hr Factor	0.902	0.731	0.902	0.798	0.798								



**North Bound**

Time	< 15	15 - 19	20 - 24	25 - 29	30 - 34	35 - 39	40 - 44	45 - 49	50 - 54	55 - 59	60 - 64	65 - 69	70 +	Total
00:00 AM	0	0	1	0	0	0	0	0	0	0	0	0	0	1
00:15	0	0	0	0	0	0	0	0	0	0	0	0	0	0
00:30	0	0	1	1	0	0	0	0	0	0	0	0	0	2
00:45	0	0	0	1	0	0	0	0	0	0	0	0	0	1
01:00	0	0	0	0	0	0	0	0	0	0	0	0	0	0
01:15	0	0	1	1	0	0	0	0	0	0	0	0	0	2
01:30	0	1	0	1	0	0	0	0	0	0	0	0	0	2
01:45	0	1	0	0	0	0	0	0	0	0	0	0	0	1
02:00	0	0	0	0	0	0	0	0	0	0	0	0	0	0
02:15	0	0	2	0	0	0	0	0	0	0	0	0	0	1
02:30	0	0	0	0	0	0	0	0	0	0	0	0	0	0
02:45	0	0	2	0	0	0	0	0	0	0	0	0	0	2
03:00	0	0	0	0	0	0	0	0	0	0	0	0	0	0
03:15	0	0	0	0	0	0	0	0	0	0	0	0	0	0
03:30	0	1	1	0	0	0	0	0	0	0	0	0	0	2
03:45	0	0	0	0	0	0	0	0	0	0	0	0	0	0
04:00	0	1	0	0	0	0	0	0	0	0	0	0	0	1
04:15	0	0	0	0	0	0	0	0	0	0	0	0	0	0
04:30	0	1	0	0	0	0	0	0	0	0	0	0	0	1
04:45	0	0	1	0	0	0	0	0	0	0	0	0	0	1
05:00	0	0	0	0	0	0	0	0	0	0	0	0	0	0
05:15	0	0	0	0	0	0	0	0	0	0	0	0	0	0
05:30	0	2	1	0	0	0	0	0	0	0	0	0	0	3
05:45	0	2	0	0	0	0	0	0	0	0	0	0	0	2
06:00	0	3	3	0	1	0	0	0	0	0	0	0	0	7
06:15	0	3	1	1	0	0	0	0	0	0	0	0	0	5
06:30	0	10	1	1	0	0	0	0	0	0	0	0	0	12
06:45	0	8	5	1	0	0	0	0	0	0	0	0	0	14
07:00	3	2	6	0	0	1	0	0	0	0	0	0	0	12
07:15	0	9	2	3	2	1	0	0	0	0	0	0	0	17
07:30	3	5	4	4	3	0	0	0	0	0	0	0	0	19
07:45	0	7	5	3	1	0	0	0	0	0	0	0	0	16
08:00	1	1	3	3	3	0	0	0	0	0	0	0	0	11
08:15	0	7	1	1	2	0	0	0	0	0	0	0	0	11
08:30	2	5	4	3	1	0	0	0	0	0	0	0	0	15
08:45	0	2	4	2	1	0	0	0	0	0	0	0	0	9
09:00	0	2	0	1	1	0	0	0	0	0	0	0	0	4
09:15	0	3	4	2	1	0	0	0	0	0	0	0	0	10
09:30	0	3	3	2	1	0	0	0	0	0	0	0	0	9
09:45	0	4	5	1	1	0	0	0	0	0	0	0	0	11
10:00	2	1	3	2	1	0	0	0	0	0	0	0	0	9
10:15	0	4	2	3	2	0	0	0	0	0	0	0	0	11
10:30	0	2	4	2	1	0	0	0	0	0	0	0	0	9
10:45	0	1	2	4	0	0	0	0	0	0	0	0	0	11
11:00	0	0	5	5	0	0	0	0	0	0	0	0	0	10
11:15	0	2	5	2	0	1	0	0	0	0	0	0	0	10
11:30	0	1	3	2	0	0	0	0	0	0	0	0	0	6
11:45	0	1	3	3	3	0	0	0	0	0	0	0	0	10
12:00 PM	0	1	1	5	0	0	0	0	0	0	0	0	0	7
12:15	1	0	3	5	1	0	0	0	0	0	0	0	0	10
12:30	0	3	1	9	3	0	0	0	0	0	0	0	0	16
12:45	0	0	3	5	1	0	0	0	0	0	0	0	0	9
13:00	0	3	2	2	1	0	0	0	0	0	0	0	0	8
13:15	1	3	4	3	0	0	0	0	0	0	0	0	0	11
13:30	0	4	1	4	1	0	0	0	0	0	0	0	0	10
13:45	0	4	6	9	2	0	0	0	0	0	0	0	0	21
14:00	0	4	7	3	0	1	0	0	0	0	0	0	0	15
14:15	0	1	1	5	4	0	0	0	0	0	0	0	0	11
14:30	1	4	1	5	4	0	0	0	0	0	0	0	0	15
14:45	0	3	5	7	1	2	0	0	0	0	0	0	0	18
15:00	1	4	8	3	3	0	0	0	0	0	0	0	0	19
15:15	1	1	6	6	2	1	0	0	0	0	0	0	0	17
15:30	2	1	5	2	0	1	0	0	0	0	0	0	0	11
15:45	0	4	6	7	1	0	0	0	0	0	0	0	0	18
16:00	0	3	5	13	4	0	0	0	0	0	0	0	0	25
16:15	1	5	3	4	2	0	1	0	0	0	0	0	0	16
16:30	1	3	8	8	5	2	0	0	0	0	0	0	0	27
16:45	0	1	7	13	1	0	0	0	0	0	0	0	0	22
17:00	0	4	8	16	6	2	0	0	0	0	0	0	0	36
17:15	0	3	6	10	5	0	0	0	0	0	0	0	0	24
17:30	0	1	11	7	2	1	0	0	0	0	0	0	0	22
17:45	0	1	5	9	0	1	0	0	0	0	0	0	0	16
18:00	0	4	7	11	2	2	0	0	0	0	0	0	0	26
18:15	2	3	2	9	4	0	0	0	0	0	0	0	0	20
18:30	0	4	10	7	1	0	0	0	0	0	0	0	0	22
18:45	0	3	3	9	2	0	0	0	0	0	0	0	0	17
19:00	2	3	6	5	1	0	0	0	0	0	0	0	0	17
19:15	0	5	6	3	0	0	0	0	0	0	0	0	0	13
19:30	3	0	6	7	0	0	0	0	0	0	0	0	0	16
19:45	0	2	2	6	2	0	0	0	0	0	0	0	0	12
20:00	1	4	3	4	0	0	0	0	0	0	0	0	0	12
20:15	0	1	2	3	1	0	0	0	0	0	0	0	0	7
20:30	0	4	16	16	16	14	15	0	0	0	0	0	0	14
20:45	0	1	3	6	2	0	0	0	0	0	0	0	0	12
21:00	0	3	1	2	1	0	0	0	0	0	0	0	0	7
21:15	1	3	2	2	2	0	0	0	0	0	0	0	0	10
21:30	0	2	4	5	1	0	0	0	0	0	0	0	0	12
21:45	1	1	1	2	0	0	0	0	0	0	0	0	0	7
22:00	0	1	1	2	0	0	0	0	0	0	0	0	0	4
22:15	0	0	2	2	1	0	0	0	0	0	0	0	0	5
22:30	0	0	3	0	1	0	0	0	0	0	0	0	0	4
22:45	0	0	1	0	1	0	0	0	0	0	0	0	0	2
23:00	0	1	1	0	0	0	0	0	0	0	0	0	0	2
23:15	0	1	0	0	0	0	0	0	0	0	0	0	0	1
23:30	0	0	0	0	1	0	0	0	0	0	0	0	0	1
23:45	0	0	0	0	1	0	0	0	0	0	0	0	0	1
<b>Totals</b>	<b>30</b>	<b>202</b>	<b>271</b>	<b>301</b>	<b>107</b>	<b>16</b>	<b>1</b>							<b>928</b>
<b>% of Totals</b>	<b>3%</b>	<b>22%</b>	<b>29%</b>	<b>32%</b>	<b>12%</b>	<b>2%</b>	<b>0%</b>							<b>100%</b>

AM Volumes	11	93	87	54	30	3	0	0	0	0	0	0	0	280	
% AM	1%	10%	9%	6%	3%	0%	0%	0%	0%	0%	0%	0%	0%	30%	
AM Peak Hour	06:45	06:30	06:45	11:45	07:15	06:30								07:00	
Volume	6	29	17	22	3	2								64	
PM Volumes	19	107	184	247	77	13	1	0	0	0	0	0	0	648	
% PM	2%	12%	20%	27%	8%	1%	0%	0%	0%	0%	0%	0%	0%	70%	
PM Peak Hour	18:45	13:15	16:45	16:30	16:30	14:45	15:30							16:30	
Volume	5	15	47	17	4	1	4							109	
<b>Directional Peak Periods</b>		<b>AM 7-9</b>				<b>NOON 12-2</b>				<b>PM 4-6</b>				<b>Off Peak Volumes</b>	
<b>All Classes</b>	Volume	110				92				188				Volume	538
	%	12%				10%				20%				%	58%

Street Name	Direction	Percentiles					
		15th	50th	Average	85th	95th	ADT
SW 122nd Ave	North Bound	18	24	24	30	34	928
SW 122nd Ave	South Bound	20	25	25	30	34	894

SW 122nd Ave Bet. SW 49th St & SW 51st St

Day: Tuesday  
Date: 5/16/2023

City: Cooper City  
Project #: FL23\_140259\_005s

**South Bound**

Time	< 15	15 - 19	20 - 24	25 - 29	30 - 34	35 - 39	40 - 44	45 - 49	50 - 54	55 - 59	60 - 64	65 - 69	70 +	Total
00:00 AM	0	0	0	1	1	0	0	0	0	0	0	0	0	2
00:15	0	0	0	1	0	0	0	0	0	0	0	0	0	1
00:30	0	0	0	0	0	0	0	0	0	0	0	0	0	0
00:45	0	0	0	0	0	0	0	0	0	0	0	0	0	0
01:00	0	0	0	0	0	0	0	0	0	0	0	0	0	0
01:15	0	0	0	1	0	0	0	0	0	0	0	0	0	1
01:30	0	0	0	0	0	0	0	0	0	0	0	0	0	0
01:45	0	0	0	1	0	0	0	0	0	0	0	0	0	1
02:00	0	0	0	0	0	0	0	0	0	0	0	0	0	0
02:15	0	0	0	0	0	0	0	0	0	0	0	0	0	0
02:30	0	0	0	1	0	0	0	0	0	0	0	0	0	1
02:45	0	0	0	1	0	0	0	0	0	0	0	0	0	1
03:00	0	0	0	0	0	0	0	0	0	0	0	0	0	0
03:15	0	0	0	1	0	0	0	0	0	0	0	0	0	1
03:30	0	0	1	1	0	0	0	0	0	0	0	0	0	2
03:45	0	0	1	1	0	0	0	0	0	0	0	0	0	2
04:00	0	0	0	1	0	0	0	0	0	0	0	0	0	1
04:15	0	0	1	2	0	0	0	0	0	0	0	0	0	3
04:30	0	0	0	1	1	0	0	0	0	0	0	0	0	2
04:45	0	0	0	1	1	0	0	0	0	0	0	0	0	2
05:00	0	0	1	2	0	0	0	0	0	0	0	0	0	3
05:15	0	0	0	1	0	0	0	0	0	0	0	0	0	1
05:30	0	0	0	1	0	0	0	0	0	0	0	0	0	1
05:45	0	0	1	1	0	0	0	0	0	0	0	0	0	2
06:00	0	1	0	1	1	0	0	0	0	0	0	0	0	2
06:15	1	2	3	2	1	0	0	0	0	0	0	0	0	9
06:30	3	3	3	2	1	0	0	0	0	0	0	0	0	9
06:45	1	2	3	3	1	0	0	0	0	0	0	0	0	10
07:00	1	1	2	2	2	0	0	0	0	0	0	0	0	8
07:15	1	0	8	3	1	0	0	0	0	0	0	0	0	13
07:30	0	0	7	10	6	0	0	0	0	0	0	0	0	23
07:45	0	0	6	7	11	1	1	0	0	0	0	0	0	25
08:00	0	0	10	11	9	1	1	0	0	0	0	0	0	31
08:15	0	2	2	1	2	1	0	0	0	0	0	0	0	8
08:30	0	2	0	3	1	0	0	0	0	0	0	0	0	6
08:45	0	1	0	3	0	0	0	0	0	0	0	0	0	4
09:00	0	0	8	4	1	1	0	0	0	0	0	0	0	14
09:15	0	1	3	3	2	1	0	0	0	0	0	0	0	7
09:30	1	2	0	0	3	0	0	0	0	0	0	0	0	6
09:45	0	0	0	2	4	1	0	0	0	0	0	0	0	7
10:00	0	0	1	1	0	0	0	0	0	0	0	0	0	2
10:15	1	0	1	4	2	0	0	0	0	0	0	0	0	8
10:30	0	2	6	1	1	0	0	0	0	0	0	0	0	10
10:45	0	0	6	9	1	1	0	0	0	0	0	0	0	12
11:00	0	0	4	4	0	0	0	0	0	0	0	0	0	4
11:15	0	2	7	7	0	0	0	0	0	0	0	0	0	18
11:30	0	1	0	8	0	1	0	0	0	0	0	0	0	10
11:45	0	1	4	2	2	0	0	0	0	0	0	0	0	9
12:00 PM	1	2	1	8	1	0	0	0	0	0	0	0	0	13
12:15	0	0	1	3	1	1	0	0	0	0	0	0	0	6
12:30	0	0	2	1	3	0	0	0	0	0	0	0	0	6
12:45	0	2	4	2	2	1	0	0	0	0	0	0	0	11
13:00	1	4	2	7	6	0	0	0	0	0	0	0	0	20
13:15	0	1	3	1	1	0	0	0	0	0	0	0	0	6
13:30	0	2	3	6	0	1	0	0	0	0	0	0	0	11
13:45	0	1	3	8	1	0	0	0	0	0	0	0	0	13
14:00	0	6	17	14	2	0	0	0	0	0	0	0	0	39
14:15	1	1	10	0	1	0	0	0	0	0	0	0	0	13
14:30	0	2	7	7	2	0	0	0	0	0	0	0	0	18
14:45	1	4	8	8	3	0	1	0	0	0	0	0	0	17
15:00	0	6	11	12	0	0	0	0	0	0	0	0	0	29
15:15	0	1	6	6	2	1	0	0	0	0	0	0	0	16
15:30	0	1	4	1	3	1	0	0	0	0	0	0	0	10
15:45	1	2	9	3	1	0	0	0	0	0	0	0	0	16
16:00	2	7	7	8	0	0	0	0	0	0	0	0	0	24
16:15	1	3	6	10	0	0	0	0	0	0	0	0	0	20
16:30	0	4	10	3	0	0	0	0	0	0	0	0	0	17
16:45	1	2	6	1	0	0	0	0	0	0	0	0	0	10
17:00	2	2	2	2	0	0	0	0	0	0	0	0	0	8
17:15	2	7	8	6	1	0	0	0	0	0	0	0	0	24
17:30	0	1	1	17	8	0	0	0	0	0	0	0	0	27
17:45	0	0	3	14	4	1	0	0	0	0	0	0	0	22
18:00	0	3	3	12	4	0	0	0	0	0	0	0	0	22
18:15	2	2	3	4	0	0	0	0	0	0	0	0	0	11
18:30	0	1	4	4	2	2	0	0	0	0	0	0	0	13
18:45	0	9	9	9	2	0	0	0	0	0	0	0	0	29
19:00	0	1	7	8	3	0	0	0	0	0	0	0	0	19
19:15	0	1	7	4	2	0	0	0	0	0	0	0	0	14
19:30	0	0	8	2	0	1	0	0	0	0	0	0	0	11
19:45	0	1	0	12	0	0	0	0	0	0	0	0	0	13
20:00	0	0	6	1	3	0	0	0	0	0	0	0	0	10
20:15	0	0	1	3	0	0	0	0	0	0	0	0	0	4
20:30	0	0	2	1	0	1	0	0	0	0	0	0	0	5
20:45	0	0	1	6	2	0	0	0	0	0	0	0	0	9
21:00	0	1	6	6	0	0	0	0	0	0	0	0	0	13
21:15	0	0	7	1	1	0	0	0	0	0	0	0	0	9
21:30	0	0	0	2	0	0	0	0	0	0	0	0	0	2
21:45	0	0	1	2	0	0	0	0	0	0	0	0	0	6
22:00	0	2	6	1	1	0	0	0	0	0	0	0	0	10
22:15	0	0	0	0	2	0	0	0	0	0	0	0	0	2
22:30	0	0	1	2	1	0	0	0	0	0	0	0	0	4
22:45	0	0	0	1	1	1	0	0	0	0	0	0	0	3
23:00	0	0	0	2	1	0	0	0	0	0	0	0	0	3
23:15	0	0	0	1	0	0	0	0	0	0	0	0	0	2
23:30	0	0	0	1	0	0	0	0	0	0	0	0	0	2
23:45	0	0	0	1	0	0	0	0	0	0	0	0	0	1
<b>Totals</b>	<b>24</b>	<b>104</b>	<b>289</b>	<b>331</b>	<b>126</b>	<b>20</b>								<b>894</b>
<b>% of Totals</b>	<b>3%</b>	<b>12%</b>	<b>32%</b>	<b>37%</b>	<b>14%</b>	<b>2%</b>								<b>100%</b>

Direction	Volume	%	Direction	Volume	%	Direction	Volume	%	Direction	Volume	%	
AM Volumes	9	23%	PM Volumes	15	82%	NOON 12-2	6	10%	Off Peak Volumes	5	9%	
% AM	1%	2%	% PM	2%	9%							
AM Peak Hour	06:15	06:15	PM Peak Hour	16:30	16:30	NOON Peak Hour	12:00	12:00	Off Peak Hour	17:45	17:45	
Volume	6	8	Volume	31	31	Volume	28	28	Volume	3	3	
Directional Peak Periods	AM 7-9			NOON 12-2			PM 4-6			Off Peak Volumes		
All Classes	Volume	%	Volume	%	Volume	%	Volume	%	Volume	%	Volume	%
	118	13%	86	10%	152	17%	538	60%				

Street Name	Direction	Percentiles					
		15th	50th	Average	85th	95th	ADT
SW 122nd Ave	North Bound	18	24	24	30	34	928
SW 122nd Ave	South Bound	20	25	25	30	34	894

**Summary**

Time	< 15	15 - 19	20 - 24	25 - 29	30 - 34	35 - 39	40 - 44	45 - 49	50 - 54	55 - 59	60 - 64	65 - 69	70 +	Total
00:00 AM	0	0	1	1	1	0	0	0	0	0	0	0	0	3
00:15	0	0	1	1	0	0	0	0	0	0	0	0	0	1
00:30	0	0	1	1	0	0	0	0	0	0	0	0	0	2
00:45	0	0	0	1	0	0	0	0	0	0	0	0	0	1
01:00	0	0	0	0	0	0	0	0	0	0	0	0	0	0
01:15	0	0	1	2	0	0	0	0	0	0	0	0	0	3
01:30	0	1	0	1	0	0	0	0	0	0	0	0	0	2
01:45	0	1	0	1	0	0	0	0	0	0	0	0	0	2
02:00	0	0	0	0	0	0	0	0	0	0	0	0	0	0
02:15	0	0	1	0	0	0	0	0	0	0	0	0	0	1
02:30	0	0	0	1	0	0	0	0	0	0	0	0	0	1
02:45	0	0	2	1	0	0	0	0	0	0	0	0	0	3
03:00	0	0	0	0	0	0	0	0	0	0	0	0	0	0
03:15	0	0	0	1	0	0	0	0	0	0	0	0	0	1
03:30	0	1	2	1	0	0	0	0	0	0	0	0	0	4
03:45	0	0	1	1	0	0	0	0	0	0	0	0	0	2
04:00	0	0	0	1	0	0	0	0	0	0	0	0	0	2
04:15	0	0	1	2	0	0	0	0	0	0	0	0	0	3
04:30	0	1	0	1	1	0	0	0	0	0	0	0	0	3
04:45	0	0	1	1	1	0	0	0	0	0	0	0	0	3
05:00	0	0	1	2	0	0	0	0	0	0	0	0	0	3
05:15	0	0	0	1	1	0	0	0	0	0	0	0	0	2
05:30	0	2	1	1	0	0	0	0	0	0	0	0	0	4
05:45	0	2	1	1	0	0	0	0	0	0	0	0	0	4
06:00	0	3	4	1	1	0	0	0	0	0	0	0	0	9
06:15	1	5	4	3	1	0	0	0	0	0	0	0	0	14
06:30	3	13	8	2	0	0	0	0	0	0	0	0	0	21
06:45	1	10	8	4	1	0	0	0	0	0	0	0	0	24
07:00	4	3	8	2	2	1	0	0	0	0	0	0	0	20
07:15	1	9	10	6	3	1	0	0	0	0	0	0	0	30
07:30	3	5	11	14	9	0	0	0	0	0	0	0	0	42
07:45	0	7	13	10	12	1	0	0	0	0	0	0	0	41
08:00	1	1	13	14	12	1	0	0	0	0	0	0	0	42
08:15	0	9	3	2	4	1	0	0	0	0	0	0	0	19
08:30	2	7	4	6	2	0	0	0	0	0	0	0	0	21
08:45	0	3	4	5	1	0	0	0	0	0	0	0	0	13
09:00	0	2	8	5	2	1	0	0	0	0	0	0	0	18
09:15	0	4	7	4	2	0	0	0	0	0	0	0	0	17
09:30	1	5	3	2	4	0	0	0	0	0	0	0	0	15
09:45	0	4	5	3	5	1	0	0	0	0	0	0	0	18
10:00	2	1	4	3	1	0	0	0	0	0	0	0	0	11
10:15	1	4	3	7	4	0	0	0	0	0	0	0	0	19
10:30	0	4	10	3	2	0	0	0	0	0	0	0	0	19
10:45	0	1	11	5	5	1	0	0	0	0	0	0	0	23
11:00	0	0	5	9	0	0	0	0	0	0	0	0	0	14
11:15	0	4	7	9	7	1	0	0	0	0	0	0	0	28
11:30	0	2	3	10	0	1	0	0	0	0	0	0	0	16
11:45	0	2	7	5	5	0	0	0	0	0	0	0	0	19
12:00 PM	1	3	1	13	1	0	0	0	0	0	0	0	0	20
12:15	1	0	4	8	2	1	0	0	0	0	0	0	0	16
12:30	0	3	3	10	6	0	0	0	0	0	0	0	0	22
12:45	0	2	7	7	3	1	0	0	0	0	0	0	0	20
13:00	1	7	4	9	7	0	0	0	0	0	0	0	0	28
13:15	1	4	7	4	1	0	0	0	0	0	0	0	0	17
13:30	0	6	3	10	3	1	0	0	0	0	0	0	0	21
13:45	0	5	9	17	3	0	0	0	0	0	0	0	0	34
14:00	0	10	24	17	2	1	0	0	0	0	0	0	0	54
14:15	1	2	11	5	5	0	0	0	0	0	0	0	0	24
14:30	1	6	8	12	6	0	0	0	0	0	0	0	0	33
14:45	1	7	13	10	1	3	0	0	0	0	0	0	0	35
15:00	0	10	10	15	3	0	0	0	0	0	0	0	0	48
15:15	1	2	12	12	4	2	0	0	0	0	0	0	0	33
15:30	2	2	9	3	3	2	0	0	0	0	0	0	0	21
15:45	1	6	15	10	2	0	0	0	0	0	0	0	0	34
16:00	2	10	12	21	4	0	0	0	0	0	0	0	0	49
16:15	2	8	9	14	2	0	1	0	0	0	0	0	0	36
16:30	1	7	18	11	5	2	0	0	0	0	0	0	0	44
16:45	1	3	13	14	1	0	0	0	0	0	0	0	0	32
17:00	2	6	10	18	6	2	0	0	0	0	0	0	0	44
17:15	2	10	14	16	6	0	0	0	0	0	0	0	0	48
17:30	0	2	12	24	10	1	0	0	0	0	0	0	0	49
17:45	0	1	8	23	4	2	0	0	0	0	0	0	0	38
18:00	0	7	10	23	6	2	0	0	0	0	0	0	0	48
18:15	4	5	5	13	4	0	0	0	0	0	0	0	0	31
18:30	0	5	14	11	3	2	0	0	0	0	0	0	0	35
18:45	0	12	12	18	4	0	0	0	0	0	0	0	0	46
19:00	2	4	13	13	4	0	0	0	0	0	0	0	0	36
19:15	0	6	12	7	2	0	0	0	0	0	0	0	0	27
19:30	3	0	14	9	0	1	0	0	0	0	0	0	0	27
19:45	0	3	2	18	2	0	0	0	0	0	0	0	0	25
20:00	1	4	9	5	3	0	0	0	0	0	0	0	0	22
20:15	0	1	3	6	1	0	0	0	0	0	0	0	0	11
20:30	0	3	5	8	4	2	0	0	0	0	0	0	0	20
20:45	0	1	4	12	4	0	0	0	0	0	0	0	0	21
21:00	0	4	7	8	1	0	0	0	0	0	0	0	0	20
21:15	1	3	9	3	3	0	0	0	0	0	0	0	0	19
21:30	0	2	4	7	1	0	0	0	0	0	0	0	0	14
21:45	1	1	2	4	2	0	0	0	0	0	0	0	0	10
22:00	0	3	7	3	1	0	0	0	0	0	0	0	0	14
22:15	0	0	2	2	3	0	0	0	0	0	0	0	0	7
22:30	0	0	4	2	2	0	0	0	0	0	0	0	0	8
22:45	0	0	1	1	2	1	0	0	0	0	0	0	0	5
23:00	0	1	1	2	1	0	0	0	0	0	0	0	0	5
23:15	0	1	0	1	1	0	0	0	0	0	0	0	0	3
23:30	0	0	1	2	0	0	0	0	0	0	0	0	0	3
23:45	0	0	0	1	1	0	0	0	0	0	0	0	0	2
<b>Totals</b>	<b>54</b>	<b>306</b>	<b>560</b>	<b>632</b>	<b>233</b>	<b>36</b>	<b>1</b>							<b>1822</b>
<b>% of Totals</b>	<b>3%</b>	<b>17%</b>	<b>31%</b>	<b>35%</b>	<b>13%</b>	<b>2%</b>	<b>0%</b>							<b>100%</b>

Directional Peak Periods	AM 7-9		NOON 12-2		PM 4-6		Off Peak Volumes	
All Classes	Volume	%	Volume	%	Volume	%	Volume	%
	228	13%	178	10%	340	19%	1076	59%

Street Name	Direction	Percentiles					
		15th	50th	Average	85th	95th	ADT
SW 122nd Ave	Summary	19	25	25	30	34	1822

# SPEED

SW 122nd Ave Bet. SW 49th St & SW 51st St

Day: Tuesday  
Date: 5/16/2023

City: Cooper City  
Project #: FL23\_140259\_005n

## North Bound

Time	< 15	15 - 19	20 - 24	25 - 29	30 - 34	35 - 39	40 - 44	45 - 49	50 - 54	55 - 59	60 - 64	65 - 69	70 +	Total
00:00 AM	0	0	2	2	0	0	0	0	0	0	0	0	0	4
01:00	0	2	1	1	1	0	0	0	0	0	0	0	0	5
02:00	0	0	3	0	0	0	0	0	0	0	0	0	0	3
03:00	0	1	1	0	0	0	0	0	0	0	0	0	0	2
04:00	0	2	1	0	0	0	0	0	0	0	0	0	0	3
05:00	0	4	1	0	0	0	0	0	0	0	0	0	0	5
06:00	0	24	10	3	1	0	0	0	0	0	0	0	0	38
07:00	6	23	17	10	6	2	0	0	0	0	0	0	0	64
08:00	3	15	12	9	7	0	0	0	0	0	0	0	0	46
09:00	0	12	12	6	4	0	0	0	0	0	0	0	0	34
10:00	2	8	11	11	8	0	0	0	0	0	0	0	0	40
11:00	0	4	16	12	3	1	0	0	0	0	0	0	0	36
12:00 PM	1	4	8	24	5	0	0	0	0	0	0	0	0	42
13:00	1	14	13	18	4	0	0	0	0	0	0	0	0	50
14:00	1	12	14	20	9	3	0	0	0	0	0	0	0	59
15:00	4	10	25	18	6	2	0	0	0	0	0	0	0	65
16:00	2	12	23	38	12	2	1	0	0	0	0	0	0	90
17:00	0	9	30	42	13	4	0	0	0	0	0	0	0	98
18:00	2	14	22	36	9	2	0	0	0	0	0	0	0	85
19:00	5	10	19	21	3	0	0	0	0	0	0	0	0	58
20:00	1	10	14	15	5	0	0	0	0	0	0	0	0	45
21:00	2	9	8	11	6	0	0	0	0	0	0	0	0	36
22:00	0	1	7	4	3	0	0	0	0	0	0	0	0	15
23:00	0	2	1	0	2	0	0	0	0	0	0	0	0	5
<b>Totals</b>	<b>30</b>	<b>202</b>	<b>271</b>	<b>301</b>	<b>107</b>	<b>16</b>	<b>1</b>							<b>928</b>
<b>% of Totals</b>	<b>3%</b>	<b>22%</b>	<b>29%</b>	<b>32%</b>	<b>12%</b>	<b>2%</b>	<b>0%</b>							<b>100%</b>

<b>AM Volumes</b>	11	95	87	54	30	3	0	0	0	0	0	0	0	280
<b>% AM</b>	1%	10%	9%	6%	3%	0%								30%
<b>AM Peak Hour</b>	07:00	06:00	07:00	11:00	10:00	07:00								07:00
<b>Volume</b>	6	24	17	12	8	2								64
<b>PM Volumes</b>	19	107	184	247	77	13	1	0	0	0	0	0	0	648
<b>% PM</b>	2%	12%	20%	27%	8%	1%	0%							70%
<b>PM Peak Hour</b>	19:00	13:00	17:00	17:00	17:00	17:00	16:00							17:00
<b>Volume</b>	5	14	30	42	13	4	1							98

Directional Peak Periods All Speeds	AM 7-9		NOON 12-2		PM 4-6		Off Peak Volumes	
	Volume	%	Volume	%	Volume	%	Volume	%
	110	↔ 12%	92	↔ 10%	188	↔ 20%	538	↔ 58%

Street Name	Direction	Percentiles					ADT
		15th	50th	Average	85th	95th	
SW 122nd Ave	North Bound	18	24	24	30	34	928
SW 122nd Ave	South Bound	20	25	25	30	34	894



# SPEED

SW 122nd Ave Bet. SW 49th St & SW 51st St

Day: Tuesday  
Date: 5/16/2023

City: Cooper City  
Project #: FL23\_140259\_005s

**South Bound**

Time	< 15	15 - 19	20 - 24	25 - 29	30 - 34	35 - 39	40 - 44	45 - 49	50 - 54	55 - 59	60 - 64	65 - 69	70 +	Total
00:00 AM	0	0	0	2	1	0	0	0	0	0	0	0	0	3
01:00	0	0	0	2	0	0	0	0	0	0	0	0	0	2
02:00	0	0	1	1	0	0	0	0	0	0	0	0	0	2
03:00	0	0	2	3	0	0	0	0	0	0	0	0	0	5
04:00	0	0	1	5	2	0	0	0	0	0	0	0	0	8
05:00	0	0	2	5	1	0	0	0	0	0	0	0	0	8
06:00	5	7	9	7	2	0	0	0	0	0	0	0	0	30
07:00	2	1	23	22	20	1	0	0	0	0	0	0	0	69
08:00	0	5	12	18	12	2	0	0	0	0	0	0	0	49
09:00	1	3	11	8	9	2	0	0	0	0	0	0	0	34
10:00	1	2	17	7	4	1	0	0	0	0	0	0	0	32
11:00	0	4	6	21	9	1	0	0	0	0	0	0	0	41
12:00 PM	1	4	8	14	7	2	0	0	0	0	0	0	0	36
13:00	1	8	10	22	8	1	0	0	0	0	0	0	0	50
14:00	2	13	42	24	5	1	0	0	0	0	0	0	0	87
15:00	1	10	30	22	6	2	0	0	0	0	0	0	0	71
16:00	4	16	29	22	0	0	0	0	0	0	0	0	0	71
17:00	4	10	14	39	13	1	0	0	0	0	0	0	0	81
18:00	2	15	19	29	8	2	0	0	0	0	0	0	0	75
19:00	0	3	22	26	5	1	0	0	0	0	0	0	0	57
20:00	0	0	10	12	5	2	0	0	0	0	0	0	0	29
21:00	0	1	14	11	1	0	0	0	0	0	0	0	0	27
22:00	0	2	7	4	5	1	0	0	0	0	0	0	0	19
23:00	0	0	0	5	3	0	0	0	0	0	0	0	0	8
<b>Totals</b>	<b>24</b>	<b>104</b>	<b>289</b>	<b>331</b>	<b>126</b>	<b>20</b>								<b>894</b>
<b>% of Totals</b>	<b>3%</b>	<b>12%</b>	<b>32%</b>	<b>37%</b>	<b>14%</b>	<b>2%</b>								<b>100%</b>

<b>AM Volumes</b>	9	22	84	101	60	7	0	0	0	0	0	0	0	283
<b>% AM</b>	1%	2%	9%	11%	7%	1%								32%
<b>AM Peak Hour</b>	06:00	06:00	07:00	07:00	07:00	08:00								07:00
<b>Volume</b>	5	7	23	22	20	2								69
<b>PM Volumes</b>	15	82	205	230	66	13	0	0	0	0	0	0	0	611
<b>% PM</b>	2%	9%	23%	26%	7%	1%								68%
<b>PM Peak Hour</b>	16:00	16:00	14:00	17:00	17:00	12:00								14:00
<b>Volume</b>	4	16	42	39	13	2								87

Directional Peak Periods All Speeds	AM 7-9		NOON 12-2		PM 4-6		Off Peak Volumes	
	Volume	%	Volume	%	Volume	%	Volume	%
	118	↔ 13%	86	↔ 10%	152	↔ 17%	538	↔ 60%

Street Name	Direction	Percentiles					ADT
		15th	50th	Average	85th	95th	
SW 122nd Ave	North Bound	18	24	24	30	34	928
SW 122nd Ave	South Bound	20	25	25	30	34	894

# SPEED

SW 122nd Ave Bet. SW 49th St & SW 51st St

Day: Tuesday  
Date: 5/16/2023

City: Cooper City  
Project #: FL23\_140259\_005

## Summary

Time	< 15	15 - 19	20 - 24	25 - 29	30 - 34	35 - 39	40 - 44	45 - 49	50 - 54	55 - 59	60 - 64	65 - 69	70 +	Total
00:00 AM	0	0	2	4	1	0	0	0	0	0	0	0	0	7
01:00	0	2	1	3	1	0	0	0	0	0	0	0	0	7
02:00	0	0	4	1	0	0	0	0	0	0	0	0	0	5
03:00	0	1	3	3	0	0	0	0	0	0	0	0	0	7
04:00	0	2	2	5	2	0	0	0	0	0	0	0	0	11
05:00	0	4	3	5	1	0	0	0	0	0	0	0	0	13
06:00	5	31	19	10	3	0	0	0	0	0	0	0	0	68
07:00	8	24	40	32	26	3	0	0	0	0	0	0	0	133
08:00	3	20	24	27	19	2	0	0	0	0	0	0	0	95
09:00	1	15	23	14	13	2	0	0	0	0	0	0	0	68
10:00	3	10	28	18	12	1	0	0	0	0	0	0	0	72
11:00	0	8	22	33	12	2	0	0	0	0	0	0	0	77
12:00 PM	2	8	16	38	12	2	0	0	0	0	0	0	0	78
13:00	2	22	23	40	12	1	0	0	0	0	0	0	0	100
14:00	3	25	56	44	14	4	0	0	0	0	0	0	0	146
15:00	5	20	55	40	12	4	0	0	0	0	0	0	0	136
16:00	6	28	52	60	12	2	1	0	0	0	0	0	0	161
17:00	4	19	44	81	26	5	0	0	0	0	0	0	0	179
18:00	4	29	41	65	17	4	0	0	0	0	0	0	0	160
19:00	5	13	41	47	8	1	0	0	0	0	0	0	0	115
20:00	1	10	24	27	10	2	0	0	0	0	0	0	0	74
21:00	2	10	22	22	7	0	0	0	0	0	0	0	0	63
22:00	0	3	14	8	8	1	0	0	0	0	0	0	0	34
23:00	0	2	1	5	5	0	0	0	0	0	0	0	0	13
<b>Totals</b>	<b>54</b>	<b>306</b>	<b>560</b>	<b>632</b>	<b>233</b>	<b>36</b>	<b>1</b>							<b>1822</b>
<b>% of Totals</b>	<b>3%</b>	<b>17%</b>	<b>31%</b>	<b>35%</b>	<b>13%</b>	<b>2%</b>	<b>0%</b>							<b>100%</b>

<b>AM Volumes</b>	20	117	171	155	90	10	0	0	0	0	0	0	0	563
<b>% AM</b>	1%	6%	9%	9%	5%	1%								31%
<b>AM Peak Hour</b>	07:00	06:00	07:00	11:00	07:00	07:00								07:00
<b>Volume</b>	8	31	40	33	26	3								133
<b>PM Volumes</b>	34	189	389	477	143	26	1	0	0	0	0	0	0	1259
<b>% PM</b>	2%	10%	21%	26%	8%	1%	0%							69%
<b>PM Peak Hour</b>	16:00	18:00	14:00	17:00	17:00	17:00	16:00							17:00
<b>Volume</b>	6	29	56	81	26	5	1							179

Directional Peak Periods All Speeds	AM 7-9		NOON 12-2		PM 4-6		Off Peak Volumes	
	Volume	%	Volume	%	Volume	%	Volume	%
	228	↔ 13%	178	↔ 10%	340	↔ 19%	1076	↔ 59%

Street Name	Direction	Percentiles					ADT
		15th	50th	Average	85th	95th	
SW 122nd Ave	Summary	19	25	25	30	34	1822

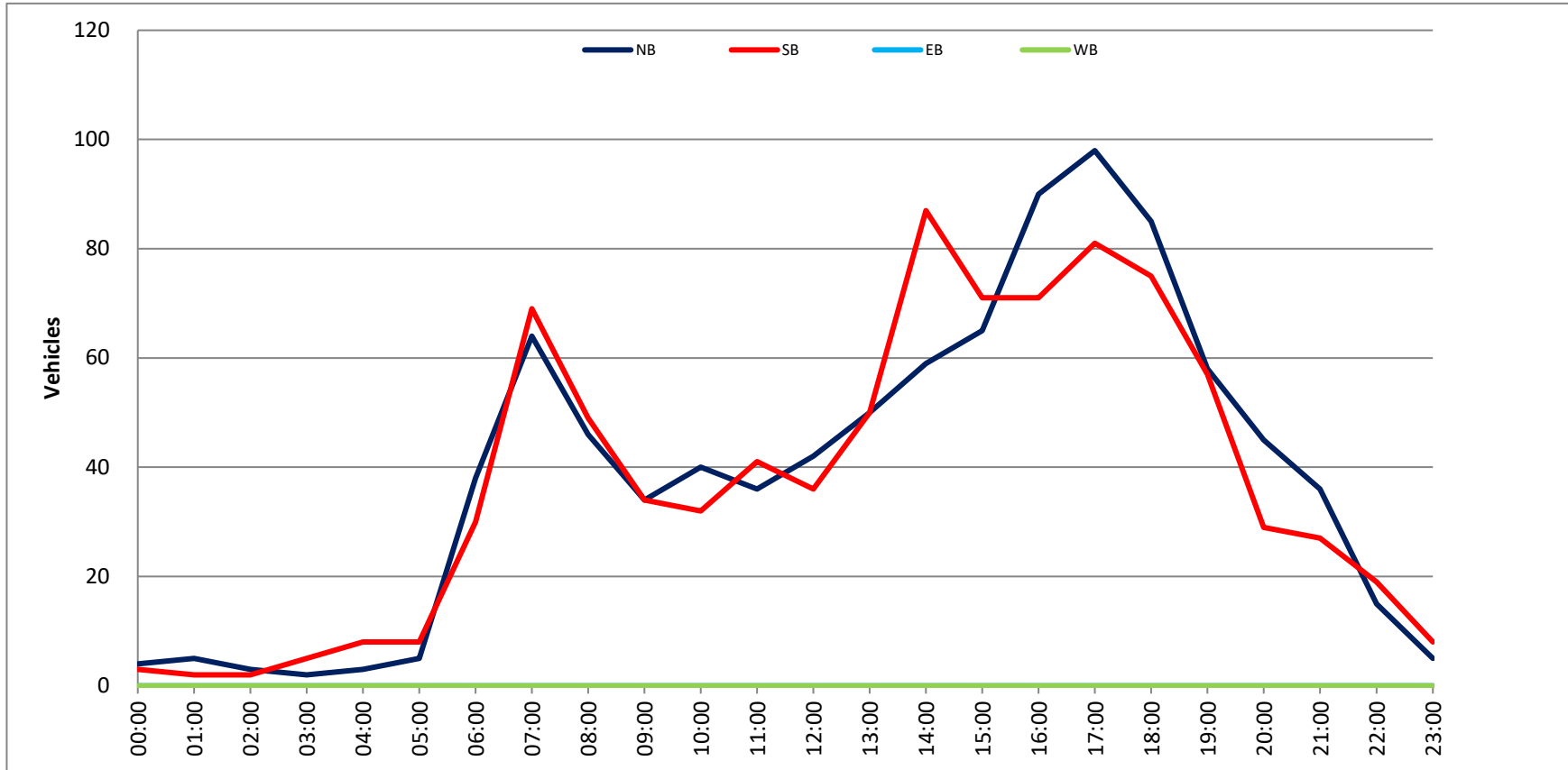
**VOLUME**

SW 122nd Ave Bet. SW 49th St & SW 51st St

Day: Tuesday  
Date: 5/16/2023

City: Cooper City  
Project #: FL23\_140259\_005

DAILY TOTALS												Total	
				NB		SB		EB		WB			
				928		894		0		0		1,822	
AM Period	NB	SB	EB	WB	TOTAL	PM Period	NB	SB	EB	WB	TOTAL		
00:00	1	2	0	0	3	12:00	7	13	0	0	20		
00:15	0	1	0	0	1	12:15	10	6	0	0	16		
00:30	2	0	0	0	2	12:30	16	6	0	0	22		
00:45	1	4	0	0	5	12:45	9	42	11	36	78		
01:00	0	0	0	0	0	13:00	8	20	0	0	28		
01:15	2	1	0	0	3	13:15	11	6	0	0	17		
01:30	2	0	0	0	2	13:30	10	11	0	0	21		
01:45	1	5	1	0	7	13:45	21	50	13	50	100		
02:00	0	0	0	0	0	14:00	15	39	0	0	54		
02:15	1	0	0	0	1	14:15	11	13	0	0	24		
02:30	0	1	0	0	1	14:30	15	18	0	0	33		
02:45	2	3	1	0	6	14:45	18	59	17	87	146		
03:00	0	0	0	0	0	15:00	19	29	0	0	48		
03:15	0	1	0	0	1	15:15	17	16	0	0	33		
03:30	2	2	0	0	4	15:30	11	10	0	0	21		
03:45	0	2	5	0	7	15:45	18	65	16	71	136		
04:00	1	1	0	0	2	16:00	25	24	0	0	49		
04:15	0	3	0	0	3	16:15	16	20	0	0	36		
04:30	1	2	0	0	3	16:30	27	17	0	0	44		
04:45	1	3	2	0	6	16:45	22	90	10	71	161		
05:00	0	3	0	0	3	17:00	36	8	0	0	44		
05:15	0	2	0	0	2	17:15	24	24	0	0	48		
05:30	3	1	0	0	4	17:30	22	27	0	0	49		
05:45	2	5	2	0	9	17:45	16	98	22	81	179		
06:00	7	2	0	0	9	18:00	26	22	0	0	48		
06:15	5	9	0	0	14	18:15	20	11	0	0	31		
06:30	12	9	0	0	21	18:30	22	13	0	0	35		
06:45	14	38	10	0	62	18:45	17	85	29	75	160		
07:00	12	8	0	0	20	19:00	17	19	0	0	36		
07:15	17	13	0	0	30	19:15	13	14	0	0	27		
07:30	19	23	0	0	42	19:30	16	11	0	0	27		
07:45	16	64	25	0	105	19:45	12	58	13	57	115		
08:00	11	31	0	0	42	20:00	12	10	0	0	22		
08:15	11	8	0	0	19	20:15	7	4	0	0	11		
08:30	15	6	0	0	21	20:30	14	6	0	0	20		
08:45	9	46	4	0	69	20:45	12	45	9	29	74		
09:00	4	14	0	0	18	21:00	7	13	0	0	20		
09:15	10	7	0	0	17	21:15	10	9	0	0	19		
09:30	9	6	0	0	15	21:30	12	2	0	0	14		
09:45	11	34	7	0	52	21:45	7	36	3	27	63		
10:00	9	2	0	0	11	22:00	4	10	0	0	14		
10:15	11	8	0	0	19	22:15	5	2	0	0	7		
10:30	9	10	0	0	19	22:30	4	4	0	0	8		
10:45	11	40	0	0	51	22:45	2	15	3	19	34		
11:00	10	4	0	0	14	23:00	2	3	0	0	5		
11:15	10	18	0	0	28	23:15	1	2	0	0	3		
11:30	6	10	0	0	16	23:30	1	2	0	0	3		
11:45	10	36	9	0	55	23:45	1	5	1	8	13		
TOTALS	280	283			563	TOTALS	648	611			1259		
SPLIT %	49.7%	50.3%			30.9%	SPLIT %	51.5%	48.5%			69.1%		
<b>DAILY TOTALS</b>												<b>Total</b>	
				928		894		0		0		1,822	
AM Peak Hour	07:00	07:15			07:15	PM Peak Hour	16:30	17:15			17:15		
AM Pk Volume	64	92			155	PM Pk Volume	109	95			183		
Pk Hr Factor	0.842	0.742			0.923	Pk Hr Factor	0.757	0.880			0.994		
7 - 9 Volume	110	118			228	4 - 6 Volume	188	152			340		
7 - 9 Peak Hour	07:00	07:15			07:15	4 - 6 Peak Hour	16:30	17:00			17:00		
7 - 9 Pk Volume	64	92			155	4 - 6 Pk Volume	109	81			179		
Pk Hr Factor	0.842	0.742			0.923	Pk Hr Factor	0.757	0.750			0.913		



North Bound

Time	< 15	15 - 19	20 - 24	25 - 29	30 - 34	35 - 39	40 - 44	45 - 49	50 - 54	55 - 59	60 - 64	65 - 69	70 +	Total
00:00 AM	0	0	0	0	0	0	0	0	0	0	0	0	0	0
00:15	0	0	0	0	0	0	0	0	0	0	0	0	0	0
00:30	0	0	1	1	0	0	0	0	0	0	0	0	0	2
00:45	0	0	0	0	0	0	0	0	0	0	0	0	0	0
01:00	0	0	3	11	0	0	0	0	0	0	0	0	0	14
01:15	0	0	0	0	0	0	0	0	0	0	0	0	0	0
01:30	0	0	0	0	1	0	0	0	0	0	0	0	0	1
01:45	0	1	0	1	0	0	0	0	0	0	0	0	0	2
02:00	0	0	0	0	0	0	0	0	0	0	0	0	0	0
02:15	0	0	0	0	0	0	0	0	0	0	0	0	0	0
02:30	0	0	0	0	0	0	0	0	0	0	0	0	0	0
02:45	0	0	0	0	0	0	0	0	0	0	0	0	0	0
03:00	0	0	0	0	0	0	0	0	0	0	0	0	0	0
03:15	0	0	0	0	0	0	0	0	0	0	0	0	0	0
03:30	0	1	1	0	0	0	0	0	0	0	0	0	0	2
03:45	0	1	0	0	0	0	0	0	0	0	0	0	0	1
04:00	0	0	0	0	0	0	0	0	0	0	0	0	0	0
04:15	0	1	0	0	0	0	0	0	0	0	0	0	0	1
04:30	0	0	1	0	0	0	0	0	0	0	0	0	0	1
04:45	0	1	0	0	0	0	0	0	0	0	0	0	0	1
05:00	0	1	0	0	0	0	0	0	0	0	0	0	0	1
05:15	0	0	0	0	0	0	0	0	0	0	0	0	0	0
05:30	0	4	0	0	0	0	0	0	0	0	0	0	0	4
05:45	0	2	1	0	0	0	0	0	0	0	0	0	0	3
06:00	0	3	1	0	0	0	0	0	0	0	0	0	0	4
06:15	0	2	1	0	0	0	0	0	0	0	0	0	0	3
06:30	0	5	2	1	0	0	0	0	0	0	0	0	0	8
06:45	1	5	3	0	0	0	0	0	0	0	0	0	0	9
07:00	0	4	4	1	0	0	0	0	0	0	0	0	0	9
07:15	0	5	2	1	0	1	0	0	0	0	0	0	0	9
07:30	0	6	9	3	4	0	0	0	0	0	0	0	0	22
07:45	0	4	2	1	1	2	0	0	0	0	0	0	0	9
08:00	0	4	3	1	0	0	0	0	0	0	0	0	0	8
08:15	2	9	3	1	1	0	0	0	0	0	0	0	0	16
08:30	1	5	5	4	2	0	0	0	0	0	0	0	0	17
08:45	1	1	4	2	0	1	0	0	0	0	0	0	0	9
09:00	0	6	1	2	0	0	0	0	0	0	0	0	0	9
09:15	1	4	6	0	1	0	0	0	0	0	0	0	0	12
09:30	0	4	2	1	0	0	0	0	0	0	0	0	0	7
09:45	1	6	4	1	2	0	0	0	0	0	0	0	0	14
10:00	0	0	3	6	0	0	0	0	0	0	0	0	0	9
10:15	0	4	5	2	0	0	0	0	0	0	0	0	0	16
10:30	0	3	4	5	1	0	0	0	0	0	0	0	0	13
10:45	1	0	8	2	2	0	0	0	0	0	0	0	0	13
11:00	2	0	3	2	1	0	0	0	0	0	0	0	0	8
11:15	0	1	2	0	0	0	0	0	0	0	0	0	0	5
11:30	1	4	8	2	0	0	0	0	0	0	0	0	0	15
11:45	1	1	3	3	1	0	0	0	0	0	0	0	0	9
12:00 PM	0	1	2	5	0	1	0	0	0	0	0	0	0	9
12:15	0	1	5	3	1	0	0	0	0	0	0	0	0	10
12:30	1	4	5	6	1	0	0	0	0	0	0	0	0	17
12:45	0	6	9	5	4	0	0	0	0	0	0	0	0	24
13:00	0	3	3	7	1	0	0	0	0	0	0	0	0	14
13:15	0	2	4	6	2	0	0	0	0	0	0	0	0	14
13:30	0	4	3	5	1	0	0	0	0	0	0	0	0	13
13:45	0	6	4	2	1	1	0	0	0	0	0	0	0	14
14:00	1	6	4	5	3	0	1	0	0	0	0	0	0	20
14:15	0	4	3	5	2	0	0	0	0	0	0	0	0	14
14:30	1	4	5	5	3	0	0	0	0	0	0	0	0	18
14:45	0	1	3	2	4	0	0	0	0	0	0	0	0	10
15:00	4	5	6	5	2	1	0	0	0	0	0	0	0	23
15:15	0	5	2	4	1	0	0	0	0	0	0	0	0	12
15:30	1	2	8	6	2	2	0	0	0	0	0	0	0	21
15:45	0	1	6	6	2	0	0	0	0	0	0	0	0	15
16:00	2	3	6	6	3	0	0	0	0	0	0	0	0	20
16:15	0	4	1	6	0	0	0	0	0	0	0	0	0	11
16:30	0	1	1	6	3	0	0	0	0	0	0	0	0	11
16:45	0	1	8	5	0	1	0	0	0	0	0	0	0	15
17:00	0	5	8	15	5	0	0	0	0	0	0	0	0	33
17:15	0	4	3	6	1	1	0	0	0	0	0	0	0	15
17:30	1	6	7	9	2	0	0	0	0	0	0	0	0	25
17:45	0	8	8	11	5	1	0	0	0	0	0	0	0	27
18:00	0	5	10	12	4	0	0	0	0	0	0	0	0	31
18:15	0	3	5	7	4	0	0	0	0	0	0	0	0	19
18:30	0	3	6	6	1	0	0	0	0	0	0	0	0	16
18:45	2	4	2	2	0	2	0	0	0	0	0	0	0	12
19:00	0	3	4	5	4	2	0	0	0	0	0	0	0	14
19:15	0	5	4	3	0	0	0	0	0	0	0	0	0	12
19:30	0	4	5	3	0	0	0	0	0	0	0	0	0	12
19:45	3	2	5	4	0	0	0	0	0	0	0	0	0	14
20:00	0	3	7	5	1	0	0	0	0	0	0	0	0	16
20:15	0	0	5	2	1	0	0	0	0	0	0	0	0	8
20:30	0	1	4	17	17	14	14	13	13	13	13	13	13	111
20:45	0	0	3	4	1	0	0	0	0	0	0	0	0	8
21:00	1	2	2	5	0	1	0	0	0	0	0	0	0	11
21:15	1	2	3	2	1	0	1	0	0	0	0	0	0	10
21:30	0	0	4	0	0	0	0	0	0	0	0	0	0	4
21:45	0	1	3	2	5	0	0	0	0	0	0	0	0	9
22:00	0	0	0	3	0	0	0	0	0	0	0	0	0	3
22:15	0	0	0	2	0	0	0	0	0	0	0	0	0	2
22:30	0	0	2	2	1	0	0	0	0	0	0	0	0	5
22:45	1	0	0	1	0	0	0	0	0	0	0	0	0	2
23:00	0	0	2	1	0	1	0	0	0	0	0	0	0	4
23:15	0	0	1	0	0	0	0	0	0	0	0	0	0	1
23:30	0	0	0	0	0	0	0	0	0	0	0	0	0	0
23:45	0	0	0	0	0	0	0	0	0	0	0	0	0	0
<b>Totals</b>	<b>31</b>	<b>217</b>	<b>289</b>	<b>265</b>	<b>89</b>	<b>16</b>	<b>2</b>	<b>0</b>	<b>0</b>	<b>0</b>	<b>0</b>	<b>0</b>	<b>0</b>	<b>909</b>
% of Totals	3%	24%	32%	29%	10%	2%	0%	0%	0%	0%	0%	0%	0%	100%

Directional Peak Periods	AM 7-9			NOON 12-2			PM 4-6			Off Peak Volumes		
All Classes	Volume	%		Volume	%		Volume	%		Volume	%	
	104	11%	← →	115	13%	← →	157	17%	← →	533	59%	← →

Street Name	Direction	Percentiles					
		15th	50th	Average	85th	95th	ADT
SW 122nd Ave	North Bound	17	24	24	29	33	909
SW 122nd Ave	South Bound	21	26	26	32	35	857

South Bound

Table with columns: Time, < 15, 15 - 19, 20 - 24, 25 - 29, 30 - 34, 35 - 39, 40 - 44, 45 - 49, 50 - 54, 55 - 59, 60 - 64, 65 - 69, 70 +, Total. Rows include time intervals from 00:00 AM to 23:45.

Summary table with sections: AM Peak Hour, PM Peak Hour, Directional Peak Periods, and All Classes. Includes volume and percentage data for various time periods.

Table with columns: Street Name, Direction, 15th, 50th, Average, 85th, 95th, ADT. Rows include SW 122nd Ave North Bound and South Bound.

Summary

Table with columns: Time, < 15, 15 - 19, 20 - 24, 25 - 29, 30 - 34, 35 - 39, 40 - 44, 45 - 49, 50 - 54, 55 - 59, 60 - 64, 65 - 69, 70 +, Total. Rows include time intervals from 00:00 AM to 23:45.

Summary statistics table including AM Volumes, PM Volumes, PM Peak Hour, and Directional Peak Periods with Volume and % values.

Table with columns: Street Name, Direction, 15th, 50th, Average, 85th, 95th, ADT. Row for SW 122nd Ave Summary.

# SPEED

SW 122nd Ave Bet. SW 49th St & SW 51st St

Day: Wednesday

Date: 5/17/2023

City: Cooper City

Project #: FL23\_140259\_005n

## North Bound

Time	< 15	15 - 19	20 - 24	25 - 29	30 - 34	35 - 39	40 - 44	45 - 49	50 - 54	55 - 59	60 - 64	65 - 69	70 +	Total
00:00 AM	0	0	1	1	0	0	0	0	0	0	0	0	0	2
01:00	0	1	1	1	1	0	0	0	0	0	0	0	0	4
02:00	0	0	0	0	0	0	0	0	0	0	0	0	0	0
03:00	0	2	1	0	0	0	0	0	0	0	0	0	0	3
04:00	0	2	1	0	0	0	0	0	0	0	0	0	0	3
05:00	0	7	1	0	0	0	0	0	0	0	0	0	0	8
06:00	1	15	7	1	0	0	0	0	0	0	0	0	0	24
07:00	0	19	16	6	5	3	0	0	0	0	0	0	0	49
08:00	4	19	20	8	3	1	0	0	0	0	0	0	0	55
09:00	2	20	13	4	3	0	0	0	0	0	0	0	0	42
10:00	1	7	20	18	5	0	0	0	0	0	0	0	0	51
11:00	4	6	16	9	2	0	0	0	0	0	0	0	0	37
12:00 PM	1	12	21	19	6	1	0	0	0	0	0	0	0	60
13:00	0	15	14	20	5	1	0	0	0	0	0	0	0	55
14:00	2	15	15	17	12	0	1	0	0	0	0	0	0	62
15:00	5	13	22	21	7	3	0	0	0	0	0	0	0	71
16:00	2	9	16	23	6	1	0	0	0	0	0	0	0	57
17:00	1	17	26	41	13	2	0	0	0	0	0	0	0	100
18:00	2	15	23	27	9	2	0	0	0	0	0	0	0	78
19:00	3	14	19	14	2	0	0	0	0	0	0	0	0	52
20:00	0	4	19	17	3	0	0	0	0	0	0	0	0	43
21:00	2	5	10	9	6	1	1	0	0	0	0	0	0	34
22:00	1	0	2	8	1	0	0	0	0	0	0	0	0	12
23:00	0	0	5	1	0	1	0	0	0	0	0	0	0	7
<b>Totals</b>	<b>31</b>	<b>217</b>	<b>289</b>	<b>265</b>	<b>89</b>	<b>16</b>	<b>2</b>							<b>909</b>
<b>% of Totals</b>	<b>3%</b>	<b>24%</b>	<b>32%</b>	<b>29%</b>	<b>10%</b>	<b>2%</b>	<b>0%</b>							<b>100%</b>

<b>AM Volumes</b>	12	98	97	48	19	4	0	0	0	0	0	0	0	278
<b>% AM</b>	1%	11%	11%	5%	2%	0%								31%
<b>AM Peak Hour</b>	08:00	09:00	08:00	10:00	07:00	07:00								08:00
<b>Volume</b>	4	20	20	18	5	3								55
<b>PM Volumes</b>	19	119	192	217	70	12	2	0	0	0	0	0	0	631
<b>% PM</b>	2%	13%	21%	24%	8%	1%	0%							69%
<b>PM Peak Hour</b>	15:00	17:00	17:00	17:00	17:00	15:00	14:00							17:00
<b>Volume</b>	5	17	26	41	13	3	1							100

Directional Peak Periods All Speeds	AM 7-9		NOON 12-2		PM 4-6		Off Peak Volumes	
	Volume	%	Volume	%	Volume	%	Volume	%
	104	↔ 11%	115	↔ 13%	157	↔ 17%	533	↔ 59%

Street Name	Direction	Percentiles					ADT
		15th	50th	Average	85th	95th	
SW 122nd Ave	North Bound	17	24	24	29	33	909
SW 122nd Ave	South Bound	21	26	26	32	35	857



# SPEED

SW 122nd Ave Bet. SW 49th St & SW 51st St

Day: Wednesday

Date: 5/17/2023

City: Cooper City

Project #: FL23\_140259\_005s

## South Bound

Time	< 15	15 - 19	20 - 24	25 - 29	30 - 34	35 - 39	40 - 44	45 - 49	50 - 54	55 - 59	60 - 64	65 - 69	70 +	Total
00:00 AM	0	0	0	2	0	0	0	0	0	0	0	0	0	2
01:00	0	0	0	0	1	0	0	0	0	0	0	0	0	1
02:00	0	0	0	2	1	0	0	0	0	0	0	0	0	3
03:00	0	0	0	1	2	0	0	0	0	0	0	0	0	3
04:00	0	0	3	2	1	0	0	0	0	0	0	0	0	6
05:00	0	3	3	8	3	2	0	0	0	0	0	0	0	19
06:00	2	5	11	8	2	3	0	0	0	0	0	0	0	31
07:00	6	5	24	14	3	2	0	0	0	0	0	0	0	54
08:00	8	11	20	6	3	0	0	0	0	0	0	0	0	48
09:00	4	4	10	10	4	3	0	0	0	0	0	0	0	35
10:00	1	5	16	16	5	3	0	0	0	0	0	0	0	46
11:00	2	5	11	9	13	3	0	0	0	0	0	0	0	43
12:00 PM	1	4	9	9	9	4	0	0	0	0	0	0	0	36
13:00	0	2	8	25	9	3	0	0	0	0	0	0	0	47
14:00	1	4	21	27	12	1	0	0	0	0	0	0	0	66
15:00	0	1	18	40	12	0	0	0	0	0	0	0	0	71
16:00	0	3	23	30	13	2	0	0	0	0	0	0	0	71
17:00	0	3	13	43	20	7	0	0	0	0	0	0	0	86
18:00	0	2	7	27	15	6	0	0	0	0	0	0	0	57
19:00	1	2	3	24	6	2	0	0	0	0	0	0	0	38
20:00	0	3	12	16	3	0	0	0	0	0	0	0	0	34
21:00	0	3	19	11	7	0	0	0	0	0	0	0	0	40
22:00	1	1	6	4	1	0	0	0	0	0	0	0	0	13
23:00	0	0	1	4	2	0	0	0	0	0	0	0	0	7
<b>Totals</b>	<b>27</b>	<b>66</b>	<b>238</b>	<b>338</b>	<b>147</b>	<b>41</b>								<b>857</b>
<b>% of Totals</b>	<b>3%</b>	<b>8%</b>	<b>28%</b>	<b>39%</b>	<b>17%</b>	<b>5%</b>								<b>100%</b>

<b>AM Volumes</b>	23	38	98	78	38	16	0	0	0	0	0	0	0	291
<b>% AM</b>	3%	4%	11%	9%	4%	2%								34%
<b>AM Peak Hour</b>	08:00	08:00	07:00	10:00	11:00	06:00								07:00
<b>Volume</b>	8	11	24	16	13	3								54
<b>PM Volumes</b>	4	28	140	260	109	25	0	0	0	0	0	0	0	566
<b>% PM</b>	0%	3%	16%	30%	13%	3%								66%
<b>PM Peak Hour</b>	12:00	12:00	16:00	17:00	17:00	17:00								17:00
<b>Volume</b>	1	4	23	43	20	7								86

Directional Peak Periods All Speeds	AM 7-9		NOON 12-2		PM 4-6		Off Peak Volumes	
	Volume	%	Volume	%	Volume	%	Volume	%
	102	↔ 12%	83	↔ 10%	157	↔ 18%	515	↔ 60%

Street Name	Direction	Percentiles					ADT
		15th	50th	Average	85th	95th	
SW 122nd Ave	North Bound	17	24	24	29	33	909
SW 122nd Ave	South Bound	21	26	26	32	35	857

# SPEED

SW 122nd Ave Bet. SW 49th St & SW 51st St

Day: Wednesday

Date: 5/17/2023

City: Cooper City

Project #: FL23\_140259\_005

## Summary

Time	< 15	15 - 19	20 - 24	25 - 29	30 - 34	35 - 39	40 - 44	45 - 49	50 - 54	55 - 59	60 - 64	65 - 69	70 +	Total
00:00 AM	0	0	1	3	0	0	0	0	0	0	0	0	0	4
01:00	0	1	1	1	2	0	0	0	0	0	0	0	0	5
02:00	0	0	0	2	1	0	0	0	0	0	0	0	0	3
03:00	0	2	1	1	2	0	0	0	0	0	0	0	0	6
04:00	0	2	4	2	1	0	0	0	0	0	0	0	0	9
05:00	0	10	4	8	3	2	0	0	0	0	0	0	0	27
06:00	3	20	18	9	2	3	0	0	0	0	0	0	0	55
07:00	6	24	40	20	8	5	0	0	0	0	0	0	0	103
08:00	12	30	40	14	6	1	0	0	0	0	0	0	0	103
09:00	6	24	23	14	7	3	0	0	0	0	0	0	0	77
10:00	2	12	36	34	10	3	0	0	0	0	0	0	0	97
11:00	6	11	27	18	15	3	0	0	0	0	0	0	0	80
12:00 PM	2	16	30	28	15	5	0	0	0	0	0	0	0	96
13:00	0	17	22	45	14	4	0	0	0	0	0	0	0	102
14:00	3	19	36	44	24	1	1	0	0	0	0	0	0	128
15:00	5	14	40	61	19	3	0	0	0	0	0	0	0	142
16:00	2	12	39	53	19	3	0	0	0	0	0	0	0	128
17:00	1	20	39	84	33	9	0	0	0	0	0	0	0	186
18:00	2	17	30	54	24	8	0	0	0	0	0	0	0	135
19:00	4	16	22	38	8	2	0	0	0	0	0	0	0	90
20:00	0	7	31	33	6	0	0	0	0	0	0	0	0	77
21:00	2	8	29	20	13	1	1	0	0	0	0	0	0	74
22:00	2	1	8	12	2	0	0	0	0	0	0	0	0	25
23:00	0	0	6	5	2	1	0	0	0	0	0	0	0	14
<b>Totals</b>	<b>58</b>	<b>283</b>	<b>527</b>	<b>603</b>	<b>236</b>	<b>57</b>	<b>2</b>							<b>1766</b>
<b>% of Totals</b>	<b>3%</b>	<b>16%</b>	<b>30%</b>	<b>34%</b>	<b>13%</b>	<b>3%</b>	<b>0%</b>							<b>100%</b>

<b>AM Volumes</b>	35	136	195	126	57	20	0	0	0	0	0	0	0	569
<b>% AM</b>	2%	8%	11%	7%	3%	1%								32%
<b>AM Peak Hour</b>	08:00	08:00	07:00	10:00	11:00	07:00								07:00
<b>Volume</b>	12	30	40	34	15	5								103
<b>PM Volumes</b>	23	147	332	477	179	37	2	0	0	0	0	0	0	1197
<b>% PM</b>	1%	8%	19%	27%	10%	2%	0%							68%
<b>PM Peak Hour</b>	15:00	17:00	15:00	17:00	17:00	17:00	14:00							17:00
<b>Volume</b>	5	20	40	84	33	9	1							186

Directional Peak Periods All Speeds	AM 7-9		NOON 12-2		PM 4-6		Off Peak Volumes	
	Volume	%	Volume	%	Volume	%	Volume	%
	206	↔ 12%	198	↔ 11%	314	↔ 18%	1048	↔ 59%

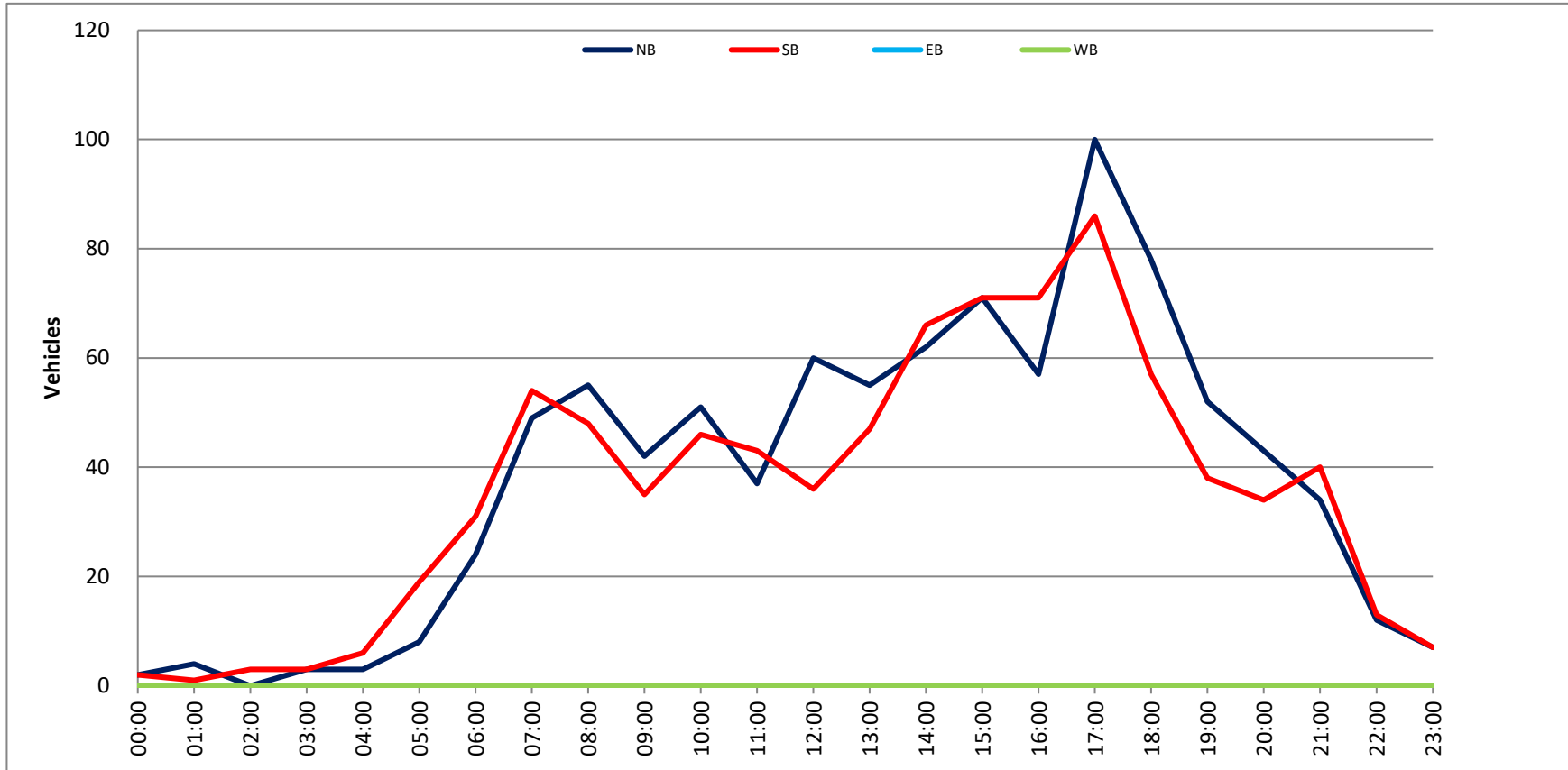
Street Name	Direction	Percentiles					ADT
		15th	50th	Average	85th	95th	
SW 122nd Ave	Summary	19	25	25	31	34	1766

SW 122nd Ave Bet. SW 49th St & SW 51st St

Day: Wednesday  
 Date: 5/17/2023

City: Cooper City  
 Project #: FL23\_140259\_005

DAILY TOTALS											Total		
AM Period	NB	SB	EB	WB	TOTAL	PM Period	NB	SB	EB	WB	TOTAL	Total	
												NB	SB
00:00	0	0	0	0	0	12:00	9	9	0	0	18		
00:15	0	1	0	0	1	12:15	10	8	0	0	18		
00:30	2	0	0	0	2	12:30	17	7	0	0	24		
00:45	0	2	1	2	4	12:45	24	60	12	36	96		
01:00	1	0	0	0	1	13:00	14	8	0	0	22		
01:15	0	0	0	0	0	13:15	14	7	0	0	21		
01:30	1	1	0	0	2	13:30	13	18	0	0	31		
01:45	2	4	0	0	5	13:45	14	55	14	47	102		
02:00	0	2	0	0	2	14:00	20	13	0	0	33		
02:15	0	0	0	0	0	14:15	14	19	0	0	33		
02:30	0	1	0	0	1	14:30	18	11	0	0	29		
02:45	0	0	0	3	3	14:45	10	62	23	66	33		128
03:00	0	1	0	0	1	15:00	23	17	0	0	40		
03:15	0	0	0	0	0	15:15	12	18	0	0	30		
03:30	2	2	0	0	4	15:30	21	15	0	0	36		
03:45	1	3	0	0	6	15:45	15	71	21	71	36		142
04:00	0	2	0	0	2	16:00	20	10	0	0	30		
04:15	1	1	0	0	2	16:15	11	23	0	0	34		
04:30	1	1	0	0	2	16:30	11	18	0	0	29		
04:45	1	3	2	6	9	16:45	15	57	20	71	35		128
05:00	1	2	0	0	3	17:00	33	20	0	0	53		
05:15	0	4	0	0	4	17:15	15	23	0	0	38		
05:30	4	3	0	0	7	17:30	25	20	0	0	45		
05:45	3	8	10	0	13	17:45	27	100	23	86	50		186
06:00	4	4	0	0	8	18:00	31	13	0	0	44		
06:15	3	8	0	0	11	18:15	19	11	0	0	30		
06:30	8	10	0	0	18	18:30	16	15	0	0	31		
06:45	9	24	9	31	55	18:45	12	78	18	57	30		135
07:00	9	8	0	0	17	19:00	14	16	0	0	30		
07:15	9	10	0	0	19	19:15	12	4	0	0	16		
07:30	22	12	0	0	34	19:30	12	10	0	0	22		
07:45	9	49	24	54	103	19:45	14	52	8	38	22		90
08:00	13	13	0	0	26	20:00	16	18	0	0	34		
08:15	16	7	0	0	23	20:15	8	10	0	0	18		
08:30	17	15	0	0	32	20:30	11	2	0	0	13		
08:45	9	55	13	48	103	20:45	8	43	4	34	12		77
09:00	9	9	0	0	18	21:00	11	8	0	0	19		
09:15	12	8	0	0	20	21:15	10	12	0	0	22		
09:30	7	8	0	0	15	21:30	4	17	0	0	21		
09:45	14	42	10	35	77	21:45	9	34	3	40	12		74
10:00	9	7	0	0	16	22:00	3	5	0	0	8		
10:15	16	9	0	0	25	22:15	2	4	0	0	6		
10:30	13	17	0	0	30	22:30	5	3	0	0	8		
10:45	13	51	13	46	97	22:45	2	12	1	13	3		25
11:00	8	5	0	0	13	23:00	4	2	0	0	6		
11:15	5	6	0	0	11	23:15	1	2	0	0	3		
11:30	15	16	0	0	31	23:30	2	2	0	0	4		
11:45	9	37	16	43	80	23:45	0	7	1	7	1		14
TOTALS	278	291			569	TOTALS	631	566			1197		
SPLIT %	48.9%	51.1%			32.2%	SPLIT %	52.7%	47.3%			67.8%		
<b>DAILY TOTALS</b>											Total		
				NB	SB					EB	WB	Total	
				909	857					0	0	1,766	
AM Peak Hour	07:30	07:15			07:30	PM Peak Hour	17:30	17:00			17:00		
AM Pk Volume	60	59			116	PM Pk Volume	102	86			186		
Pk Hr Factor	0.682	0.615			0.853	Pk Hr Factor	0.823	0.935			0.877		
7 - 9 Volume	104	102	0	0	206	4 - 6 Volume	157	157	0	0	314		
7 - 9 Peak Hour	07:30	07:15			07:30	4 - 6 Peak Hour	17:00	17:00			17:00		
7 - 9 Pk Volume	60	59	0	0	116	4 - 6 Pk Volume	100	86	0	0	186		
Pk Hr Factor	0.682	0.615	0.000	0.000	0.853	Pk Hr Factor	0.758	0.935	0.000	0.000	0.877		



**SPEED**

SW 122nd Ave Bet. SW 49th St & SW 51st St

Day: Thursday  
Date: 5/18/2023

City: Cooper City  
Project #: FL23\_140259\_005n

North Bound														
Time	< 15	15 - 19	20 - 24	25 - 29	30 - 34	35 - 39	40 - 44	45 - 49	50 - 54	55 - 59	60 - 64	65 - 69	70 +	Total
00:00 AM	0	0	0	1	0	0	0	0	0	0	0	0	0	1
00:15	0	0	0	1	0	0	0	0	0	0	0	0	0	1
00:30	0	0	0	0	1	0	0	0	0	0	0	0	0	1
00:45	0	0	1	1	0	0	0	0	0	0	0	0	0	2
01:00	0	0	0	0	0	0	0	0	0	0	0	0	0	0
01:15	1	1	0	0	0	0	0	0	0	0	0	0	0	2
01:30	0	0	0	0	0	0	0	0	0	0	0	0	0	0
01:45	0	1	0	0	1	0	0	0	0	0	0	0	0	2
02:00	0	1	0	2	0	0	0	0	0	0	0	0	0	3
02:15	0	0	0	0	0	0	0	0	0	0	0	0	0	0
02:30	0	0	0	0	0	0	0	0	0	0	0	0	0	0
02:45	0	1	0	1	0	0	0	0	0	0	0	0	0	2
03:00	0	0	0	0	0	0	0	0	0	0	0	0	0	0
03:15	0	0	0	0	0	0	0	0	0	0	0	0	0	0
03:30	0	2	0	0	0	0	0	0	0	0	0	0	0	2
03:45	0	1	0	0	0	0	0	0	0	0	0	0	0	1
04:00	0	0	0	0	0	0	0	0	0	0	0	0	0	0
04:15	0	1	0	0	0	0	0	0	0	0	0	0	0	1
04:30	0	0	0	0	0	0	0	0	0	0	0	0	0	0
04:45	0	0	0	0	0	0	0	0	0	0	0	0	0	0
05:00	0	0	1	0	0	0	0	0	0	0	0	0	0	1
05:15	0	1	0	0	0	0	0	0	0	0	0	0	0	1
05:30	1	1	0	0	0	0	0	0	0	0	0	0	0	2
05:45	0	4	1	0	0	0	0	0	0	0	0	0	0	5
06:00	0	1	0	2	0	0	0	0	0	0	0	0	0	3
06:15	0	3	1	0	0	0	0	0	0	0	0	0	0	4
06:30	3	3	0	0	0	0	0	0	0	0	0	0	0	6
06:45	0	5	3	1	2	0	0	0	0	0	0	0	0	11
07:00	1	5	3	1	0	0	0	0	0	0	0	0	0	10
07:15	1	10	1	1	2	0	0	0	0	0	0	0	0	15
07:30	0	6	3	2	2	0	1	0	0	0	0	0	0	14
07:45	0	7	4	4	2	0	0	0	0	0	0	0	0	17
08:00	0	7	3	2	2	0	0	0	0	0	0	0	0	14
08:15	0	6	3	0	2	0	0	0	0	0	0	0	0	11
08:30	4	4	2	1	0	0	0	0	0	0	0	0	0	11
08:45	1	4	3	4	0	0	0	0	0	0	0	0	0	12
09:00	0	3	6	4	0	0	1	0	0	0	0	0	0	14
09:15	1	2	2	2	1	0	0	0	0	0	0	0	0	8
09:30	2	5	4	3	2	0	0	0	0	0	0	0	0	16
09:45	0	9	2	3	0	0	0	0	0	0	0	0	0	14
10:00	1	2	5	0	0	0	0	0	0	0	0	0	0	8
10:15	1	2	2	1	2	0	0	0	0	0	0	0	0	8
10:30	2	2	3	5	1	0	0	0	0	0	0	0	0	13
10:45	0	2	3	1	0	0	0	0	0	0	0	0	0	6
11:00	1	1	6	4	0	0	0	0	0	0	0	0	0	12
11:15	0	4	9	2	0	1	0	0	0	0	0	0	0	16
11:30	1	1	2	3	2	0	1	0	0	0	0	0	0	10
11:45	1	3	3	4	2	0	0	0	0	0	0	0	0	13
12:00 PM	0	4	2	3	1	0	0	0	0	0	0	0	0	10
12:15	0	1	4	4	1	0	0	0	0	0	0	0	0	10
12:30	1	4	3	4	0	1	0	0	0	0	0	0	0	13
12:45	0	2	3	3	0	0	0	0	0	0	0	0	0	8
13:00	0	1	2	2	2	0	0	0	0	0	0	0	0	7
13:15	0	1	4	4	0	0	0	0	0	0	0	0	0	9
13:30	1	4	2	3	1	1	0	0	0	0	0	0	0	12
13:45	0	2	4	2	1	0	0	0	0	0	0	0	0	9
14:00	0	2	7	2	1	0	0	0	0	0	0	0	0	12
14:15	2	4	1	0	2	0	0	0	0	0	0	0	0	9
14:30	1	5	4	5	3	0	0	0	0	0	0	0	0	18
14:45	0	4	6	6	2	0	1	0	0	0	0	0	0	19
15:00	1	3	5	5	1	2	0	0	0	0	0	0	0	12
15:15	4	4	4	4	2	0	0	0	0	0	0	0	0	18
15:30	0	0	4	4	2	1	0	0	0	0	0	0	0	11
15:45	0	2	7	5	3	0	0	1	0	0	0	0	0	18
16:00	0	3	4	7	3	0	0	0	0	0	0	0	0	17
16:15	0	3	2	4	0	0	0	0	0	0	0	0	0	13
16:30	0	2	7	7	1	1	0	0	0	0	0	0	0	18
16:45	0	1	9	10	2	0	0	0	0	0	0	0	0	22
17:00	0	1	6	13	4	2	0	0	0	0	0	0	0	26
17:15	0	3	7	10	0	0	0	0	0	0	0	0	0	20
17:30	0	4	9	4	3	0	0	0	0	0	0	0	0	20
17:45	0	0	6	5	2	0	0	0	0	0	0	0	0	13
18:00	0	3	6	2	0	0	0	0	0	0	0	0	0	11
18:15	0	5	6	5	3	0	0	0	0	0	0	0	0	19
18:30	0	3	15	7	2	0	0	0	0	0	0	0	0	27
18:45	0	4	4	2	0	0	0	0	0	0	0	0	0	10
19:00	0	6	9	14	1	0	0	0	0	0	0	0	0	30
19:15	0	3	7	3	1	0	0	0	0	0	0	0	0	14
19:30	0	1	5	2	2	0	0	0	0	0	0	0	0	10
19:45	0	5	1	3	1	1	0	0	0	0	0	0	0	11
20:00	0	3	2	3	1	0	1	0	0	0	0	0	0	10
20:15	1	1	0	2	3	0	0	0	0	0	0	0	0	7
20:30	1	4	4	1	2	0	1	0	0	0	0	0	0	12
20:45	0	0	1	3	3	0	0	0	0	0	0	0	0	7
21:00	0	1	7	4	1	0	0	0	0	0	0	0	0	13
21:15	1	1	2	3	1	0	0	0	0	0	0	0	0	8
21:30	0	2	1	3	2	1	0	0	0	0	0	0	0	9
21:45	0	3	2	3	0	0	0	0	0	0	0	0	0	8
22:00	0	0	1	1	2	0	0	0	0	0	0	0	0	4
22:15	0	1	1	6	1	0	0	0	0	0	0	0	0	9
22:30	0	1	1	0	0	0	0	0	0	0	0	0	0	2
22:45	0	1	0	0	0	0	0	0	0	0	0	0	0	1
23:00	1	0	0	0	0	0	0	1	0	0	0	0	0	2
23:15	0	0	0	0	0	0	0	0	0	0	0	0	0	0
23:30	0	0	0	1	0	0	0	0	0	0	0	0	0	1
23:45	0	0	2	1	0	0	0	0	0	0	0	0	0	3
Totals	36	216	262	241	94	9	5	2						865
% of Totals	4%	25%	30%	28%	11%	1%	1%	0%						100%

AM Volumes		22	113	76	56	24	1	3	0	0	0	0	0	293	
% AM		3%	13%	9%	6%	3%	0%	0%	0%	0%	0%	0%	0%	34%	
AM Peak Hour		08:30	07:15	10:30	11:45	07:15	10:30	06:45						07:35	
Volume		6	30	21	15	8	1	1						60	
PM Volumes		14	105	180	183	70	1	2	2	0	0	0	0	572	
% PM		2%	12%	22%	21%	8%	1%	0%	0%	0%	0%	0%	0%	66%	
PM Peak Hour		16:30	18:15	18:30	16:30	15:30	16:15	15:00						16:45	
Volume		6	38	35	40	12	3	1						88	
Directional Peak Periods		AM 7-9				NOON 12-2				PM 4-6				Off Peak Volumes	
All Classes		Volume				Volume				Volume				Volume	
		104				78				149				534	
		12%				9%				17%				62%	

Street Name	Direction	Percentiles					
		15th	50th	Average	85th	95th	ADT
SW 122nd Ave	North Bound	17	23	24	30	34	865
SW 122nd Ave	South Bound	21	27	27	33	36	837

South Bound

Time	< 15	15 - 19	20 - 24	25 - 29	30 - 34	35 - 39	40 - 44	45 - 49	50 - 54	55 - 59	60 - 64	65 - 69	70 +	Total
00:00 AM	0	0	0	1	0	0	0	0	0	0	0	0	0	1
00:15	0	0	0	0	0	0	0	0	0	0	0	0	0	0
00:30	0	0	0	0	0	0	0	0	0	0	0	0	0	0
00:45	0	0	0	1	0	0	0	0	0	0	0	0	0	1
01:00	0	0	0	1	0	0	0	0	0	0	0	0	0	2
01:15	0	0	0	0	0	0	0	0	0	0	0	0	0	0
01:30	0	0	0	0	0	0	0	0	0	0	0	0	0	0
01:45	0	0	1	0	0	0	0	0	0	0	0	0	0	1
02:00	0	0	0	1	0	0	0	0	0	0	0	0	0	1
02:15	0	0	0	1	0	0	0	0	0	0	0	0	0	2
02:30	0	0	0	1	0	0	0	0	0	0	0	0	0	1
02:45	0	0	1	0	0	0	0	0	0	0	0	0	0	1
03:00	0	0	1	1	0	0	0	0	0	0	0	0	0	2
03:15	0	0	0	0	1	0	0	0	0	0	0	0	0	1
03:30	0	0	1	1	0	0	0	0	0	0	0	0	0	2
03:45	0	0	0	0	1	0	0	0	0	0	0	0	0	1
04:00	0	0	1	1	0	0	0	0	0	0	0	0	0	2
04:15	0	0	0	1	1	0	0	0	0	0	0	0	0	2
04:30	0	0	0	0	0	0	0	0	0	0	0	0	0	0
04:45	0	0	1	1	1	0	0	0	0	0	0	0	0	3
05:00	0	0	1	0	0	0	0	0	0	0	0	0	0	2
05:15	0	0	0	0	1	0	0	0	0	0	0	0	0	1
05:30	0	0	0	0	0	0	0	0	0	0	0	0	0	0
05:45	0	1	0	1	1	0	0	0	0	0	0	0	0	3
06:00	0	0	0	0	3	0	0	0	0	0	0	0	0	3
06:15	1	1	2	2	1	0	0	0	0	0	0	0	0	7
06:30	0	0	1	2	1	0	0	0	0	0	0	0	0	4
06:45	0	0	3	4	1	0	0	0	0	0	0	0	0	8
07:00	0	3	3	3	2	1	0	0	0	0	0	0	0	12
07:15	1	0	6	9	2	1	0	0	0	0	0	0	0	19
07:30	0	0	5	8	1	0	0	0	0	0	0	0	0	14
07:45	0	3	6	11	7	1	0	0	0	0	0	0	0	28
08:00	0	0	11	16	2	1	0	0	0	0	0	0	0	14
08:15	0	0	3	6	4	0	0	0	0	0	0	0	0	13
08:30	0	1	1	6	2	0	0	0	0	0	0	0	0	10
08:45	0	1	5	11	3	1	1	0	0	0	0	0	0	22
09:00	0	1	2	0	3	0	0	0	0	0	0	0	0	6
09:15	0	0	0	0	1	0	0	0	0	0	0	0	0	1
09:30	0	0	1	6	1	1	0	0	0	0	0	0	0	9
09:45	0	1	1	9	4	1	0	0	0	0	0	0	0	16
10:00	0	1	2	5	3	1	0	0	0	0	0	0	0	12
10:15	2	3	4	1	3	0	0	0	0	0	0	0	0	13
10:30	2	1	1	5	2	1	0	0	0	0	0	0	0	12
10:45	0	0	0	1	4	2	1	0	0	0	0	0	0	8
11:00	1	5	2	4	1	1	0	0	0	0	0	0	0	14
11:15	0	2	8	6	3	0	0	0	0	0	0	0	0	19
11:30	0	1	5	8	5	0	0	0	0	0	0	0	0	19
11:45	1	1	3	2	3	1	0	0	0	0	0	0	0	11
12:00 PM	0	0	0	1	2	1	0	0	0	0	0	0	0	4
12:15	0	1	0	1	1	0	0	0	0	0	0	0	0	5
12:30	0	1	1	3	3	1	0	0	0	0	0	0	0	9
12:45	0	0	0	3	1	1	0	0	0	0	0	0	0	5
13:00	0	2	6	4	1	1	0	0	0	0	0	0	0	14
13:15	0	1	1	9	2	1	0	0	0	0	0	0	0	14
13:30	0	1	1	2	2	0	0	0	0	0	0	0	0	6
13:45	0	2	4	2	0	1	0	0	0	0	0	0	0	9
14:00	0	1	3	10	3	1	0	0	0	0	0	0	0	18
14:15	0	1	9	8	0	2	0	0	0	0	0	0	0	20
14:30	0	0	6	2	0	2	0	0	0	0	0	0	0	10
14:45	0	1	5	6	6	1	0	0	0	0	0	0	0	19
15:00	0	2	6	6	4	1	2	0	0	0	0	0	0	15
15:15	1	0	1	3	0	0	0	0	0	0	0	0	0	5
15:30	1	2	6	5	6	0	1	0	0	0	0	0	0	21
15:45	0	1	2	2	3	1	1	0	0	0	0	0	0	10
16:00	0	0	5	6	4	0	0	0	0	0	0	0	0	15
16:15	0	0	3	3	4	3	0	0	0	0	0	0	0	13
16:30	0	1	6	1	1	1	0	0	0	0	0	0	0	10
16:45	0	1	2	8	5	7	0	0	0	0	0	0	0	23
17:00	0	0	5	12	1	0	0	0	0	0	0	0	0	18
17:15	2	6	6	3	2	0	0	0	0	0	0	0	0	19
17:30	0	1	5	12	4	2	0	0	0	0	0	0	0	24
17:45	0	0	0	6	14	4	6	0	0	0	0	0	0	28
18:00	0	1	1	7	1	2	0	0	0	0	0	0	0	12
18:15	0	0	3	9	4	0	0	0	0	0	0	0	0	16
18:30	0	0	5	12	1	0	0	0	0	0	0	0	0	18
18:45	0	0	4	4	2	1	0	0	0	0	0	0	0	11
19:00	0	1	1	6	4	1	0	0	0	0	0	0	0	13
19:15	0	1	6	3	2	0	0	0	0	0	0	0	0	12
19:30	0	1	0	6	2	1	0	0	0	0	0	0	0	10
19:45	0	1	2	11	1	1	0	0	0	0	0	0	0	16
20:00	0	0	3	4	0	0	1	0	0	0	0	0	0	8
20:15	0	1	3	3	1	0	0	0	0	0	0	0	0	8
20:30	0	1	1	6	17	15	16	0	0	0	0	0	0	17
20:45	0	1	0	0	0	0	0	0	0	0	0	0	0	1
21:00	0	2	1	0	0	0	0	0	0	0	0	0	0	3
21:15	0	2	6	2	1	1	0	0	0	0	0	0	0	12
21:30	0	0	0	3	1	0	0	0	0	0	0	0	0	4
21:45	0	0	0	6	1	1	0	0	0	0	0	0	0	8
22:00	0	0	2	0	1	1	0	0	0	0	0	0	0	4
22:15	0	0	2	1	0	0	0	0	0	0	0	0	0	3
22:30	0	0	1	2	1	0	0	0	0	0	0	0	0	4
22:45	0	0	2	1	1	0	0	0	0	0	0	0	0	4
23:00	0	0	0	1	0	0	0	0	0	0	0	0	0	1
23:15	0	0	0	1	0	0	0	0	0	0	0	0	0	1
23:30	0	0	1	1	0	0	0	0	0	0	0	0	0	2
23:45	0	0	0	1	0	0	0	0	0	0	0	0	0	1
<b>Totals</b>	<b>12</b>	<b>63</b>	<b>224</b>	<b>339</b>	<b>141</b>	<b>54</b>	<b>4</b>							<b>837</b>
<b>% of Totals</b>	<b>1%</b>	<b>8%</b>	<b>27%</b>	<b>41%</b>	<b>17%</b>	<b>6%</b>	<b>0%</b>							<b>100%</b>

AM Peak Hour	10:15 - 10:15	07:00 - 07:00	07:15 - 07:15	07:45 - 07:45	09:15 - 09:15	08:00 - 08:00	07:35 - 07:35		
Volume	5	9	20	38	15	4	1		
PM Peak Hour	16:30 - 16:30	16:45 - 16:45	17:00 - 17:00	17:30 - 17:30	15:30 - 15:30	15:00 - 15:00	17:00 - 17:00		
Volume	2	8	20	42	17	2	9		
<b>Directional Peak Periods</b>		<b>AM 7-9</b>		<b>NOON 12-2</b>		<b>PM 4-6</b>		<b>Off Peak Volumes</b>	
<b>All Classes</b>	Volume	%	Volume	%	Volume	%	Volume	%	Volume
	132	16%	66	8%	150	18%	489	58%	

Street Name	Direction	Percentiles					
		15th	50th	Average	85th	95th	ADT
SW 122nd Ave	North Bound	17	23	24	30	34	865
SW 122nd Ave	South Bound	21	27	27	33	36	837

Summary

Time	< 15	15 - 19	20 - 24	25 - 29	30 - 34	35 - 39	40 - 44	45 - 49	50 - 54	55 - 59	60 - 64	65 - 69	70 +	Total
00:00 AM	0	0	0	2	0	0	0	0	0	0	0	0	0	2
00:15	0	0	0	1	0	0	0	0	0	0	0	0	0	1
00:30	0	0	0	0	1	0	0	0	0	0	0	0	0	1
00:45	0	0	1	2	0	0	0	0	0	0	0	0	0	3
01:00	0	0	0	1	0	0	0	0	0	0	0	0	0	1
01:15	1	1	0	0	0	0	0	0	0	0	0	0	0	2
01:30	0	0	0	0	0	0	0	0	0	0	0	0	0	0
01:45	0	1	1	0	1	0	0	0	0	0	0	0	0	3
02:00	0	1	0	3	0	0	0	0	0	0	0	0	0	4
02:15	0	0	1	1	0	0	0	0	0	0	0	0	0	2
02:30	0	0	0	1	0	0	0	0	0	0	0	0	0	1
02:45	0	1	1	1	0	0	0	0	0	0	0	0	0	3
03:00	0	0	1	1	0	0	0	0	0	0	0	0	0	2
03:15	0	0	0	0	1	0	0	0	0	0	0	0	0	1
03:30	0	2	1	1	0	0	0	0	0	0	0	0	0	4
03:45	0	1	0	1	0	0	0	0	0	0	0	0	0	2
04:00	0	0	1	1	0	0	0	0	0	0	0	0	0	2
04:15	0	1	0	1	1	0	0	0	0	0	0	0	0	3
04:30	0	0	0	0	0	0	0	0	0	0	0	0	0	0
04:45	0	0	1	1	1	0	0	0	0	0	0	0	0	3
05:00	0	0	2	0	0	0	0	0	0	0	0	0	0	2
05:15	0	1	0	1	0	0	0	0	0	0	0	0	0	3
05:30	1	1	0	0	0	0	0	0	0	0	0	0	0	2
05:45	0	5	1	1	1	0	0	0	0	0	0	0	0	8
06:00	0	1	0	2	3	0	0	0	0	0	0	0	0	6
06:15	1	4	3	2	1	0	0	0	0	0	0	0	0	11
06:30	3	3	1	2	1	0	0	0	0	0	0	0	0	10
06:45	0	3	6	5	3	0	0	0	0	0	0	0	0	19
07:00	1	8	6	4	2	1	0	0	0	0	0	0	0	22
07:15	2	10	7	10	4	1	0	0	0	0	0	0	0	34
07:30	0	6	8	10	3	0	1	0	0	0	0	0	0	28
07:45	0	10	10	15	9	1	0	0	0	0	0	0	0	45
08:00	0	7	4	12	4	1	0	0	0	0	0	0	0	28
08:15	0	6	6	6	6	0	0	0	0	0	0	0	0	24
08:30	4	5	3	7	2	0	0	0	0	0	0	0	0	21
08:45	1	5	8	15	3	1	1	0	0	0	0	0	0	34
09:00	0	4	8	4	3	0	1	0	0	0	0	0	0	20
09:15	1	2	2	2	1	0	0	0	0	0	0	0	0	8
09:30	2	5	5	3	1	0	0	0	0	0	0	0	0	25
09:45	0	10	3	12	4	1	0	0	0	0	0	0	0	30
10:00	1	3	7	5	3	1	0	0	0	0	0	0	0	20
10:15	3	5	6	2	5	0	0	0	0	0	0	0	0	21
10:30	4	3	4	10	3	1	0	0	0	0	0	0	0	25
10:45	0	2	4	5	2	1	0	0	0	0	0	0	0	14
11:00	2	6	8	8	1	1	0	0	0	0	0	0	0	26
11:15	0	6	17	8	3	1	0	0	0	0	0	0	0	35
11:30	1	2	7	11	7	0	1	0	0	0	0	0	0	29
11:45	2	4	6	6	5	1	0	0	0	0	0	0	0	24
12:00 PM	0	4	6	4	3	1	0	0	0	0	0	0	0	14
12:15	0	2	6	5	2	0	0	0	0	0	0	0	0	15
12:30	1	5	4	7	3	2	0	0	0	0	0	0	0	22
12:45	0	2	3	6	1	1	0	0	0	0	0	0	0	13
13:00	0	3	8	6	3	1	0	0	0	0	0	0	0	21
13:15	0	2	5	13	2	1	0	0	0	0	0	0	0	23
13:30	1	5	3	5	3	1	0	0	0	0	0	0	0	18
13:45	0	4	8	4	1	1	0	0	0	0	0	0	0	18
14:00	0	3	10	12	4	1	0	0	0	0	0	0	0	30
14:15	2	5	10	8	2	2	0	0	0	0	0	0	0	29
14:30	1	5	10	7	3	2	0	0	0	0	0	0	0	28
14:45	0	5	11	12	8	1	1	0	0	0	0	0	0	38
15:00	1	5	11	5	3	2	0	0	0	0	0	0	0	27
15:15	5	4	5	7	2	0	0	0	0	0	0	0	0	23
15:30	1	2	10	9	8	1	1	0	0	0	0	0	0	32
15:45	0	3	9	7	6	1	1	0	0	0	0	0	0	28
16:00	0	3	9	13	7	0	0	0	0	0	0	0	0	32
16:15	0	3	5	7	8	2	0	0	0	0	0	0	0	25
16:30	0	3	13	8	2	2	0	0	0	0	0	0	0	28
16:45	0	2	11	18	7	7	0	0	0	0	0	0	0	45
17:00	0	1	11	25	5	2	0	0	0	0	0	0	0	44
17:15	2	9	13	13	2	0	0	0	0	0	0	0	0	39
17:30	0	5	14	16	7	2	0	0	0	0	0	0	0	44
17:45	0	0	11	18	6	6	0	0	0	0	0	0	0	42
18:00	0	1	4	13	3	2	0	0	0	0	0	0	0	23
18:15	0	5	9	14	7	0	0	0	0	0	0	0	0	35
18:30	0	3	20	19	3	0	0	0	0	0	0	0	0	45
18:45	0	4	8	6	2	1	0	0	0	0	0	0	0	21
19:00	0	7	14	18	2	1	0	0	0	0	0	0	0	43
19:15	0	4	13	6	3	0	0	0	0	0	0	0	0	26
19:30	0	2	5	8	4	1	0	0	0	0	0	0	0	20
19:45	0	6	3	14	2	2	0	0	0	0	0	0	0	27
20:00	0	3	5	7	1	0	2	0	0	0	0	0	0	18
20:15	1	2	3	5	4	0	0	0	0	0	0	0	0	15
20:30	1	5	10	3	2	0	0	0	0	0	0	0	0	21
20:45	0	1	1	3	3	0	0	0	0	0	0	0	0	8
21:00	0	3	8	4	1	0	0	0	0	0	0	0	0	16
21:15	1	3	8	5	2	1	0	0	0	0	0	0	0	20
21:30	0	2	1	6	3	1	0	0	0	0	0	0	0	13
21:45	0	3	8	4	1	0	0	0	0	0	0	0	0	16
22:00	0	0	3	1	3	1	0	0	0	0	0	0	0	8
22:15	0	1	3	7	1	0	0	0	0	0	0	0	0	12
22:30	0	1	2	2	1	0	0	0	0	0	0	0	0	6
22:45	0	1	2	1	1	0	0	0	0	0	0	0	0	5
23:00	1	0	0	1	0	0	0	1	0	0	0	0	0	3
23:15	0	0	0	1	0	0	0	0	0	0	0	0	0	1
23:30	0	0	1	2	0	0	0	0	0	0	0	0	0	3
23:45	0	0	2	2	0	0	0	0	0	0	0	0	0	4
Totals	48	278	486	580	235	63	8	2						1702
% of Totals	3%	16%	29%	34%	14%	4%	1%	0%						100%

Directional Peak Periods	AM 7-9				NOON 12-2				PM 4-6				Off Peak Volumes	
All Classes	Volume	%	Volume	%	Volume	%	Volume	%	Volume	%	Volume	%	Volume	%
	236	14%	144	8%	299	18%	1023	60%						

Street Name	Direction	15th	50th	Average	85th	95th	ADT
SW 122nd Ave	Summary	19	25	25	31	35	1702

# SPEED

SW 122nd Ave Bet. SW 49th St & SW 51st St

Day: Thursday  
Date: 5/18/2023

City: Cooper City  
Project #: FL23\_140259\_005n

## North Bound

Time	< 15	15 - 19	20 - 24	25 - 29	30 - 34	35 - 39	40 - 44	45 - 49	50 - 54	55 - 59	60 - 64	65 - 69	70 +	Total
00:00 AM	0	0	1	3	1	0	0	0	0	0	0	0	0	5
01:00	1	2	0	0	1	0	0	0	0	0	0	0	0	4
02:00	0	2	0	3	0	0	0	0	0	0	0	0	0	5
03:00	0	3	0	0	0	0	0	0	0	0	0	0	0	3
04:00	0	1	0	0	0	0	0	0	0	0	0	0	0	1
05:00	1	6	2	0	0	0	0	0	0	0	0	0	0	9
06:00	3	12	4	3	2	0	0	0	0	0	0	0	0	24
07:00	2	28	11	8	6	0	1	0	0	0	0	0	0	56
08:00	5	21	11	7	4	0	0	0	0	0	0	0	0	48
09:00	3	19	14	12	3	0	1	0	0	0	0	0	0	52
10:00	4	8	13	7	3	0	0	0	0	0	0	0	0	35
11:00	3	9	20	13	4	1	1	0	0	0	0	0	0	51
12:00 PM	1	11	12	14	2	1	0	0	0	0	0	0	0	41
13:00	1	8	12	11	4	1	0	0	0	0	0	0	0	37
14:00	3	15	18	13	8	0	1	0	0	0	0	0	0	58
15:00	5	9	20	14	9	1	0	1	0	0	0	0	0	59
16:00	0	9	22	28	10	1	0	0	0	0	0	0	0	70
17:00	0	8	28	32	9	2	0	0	0	0	0	0	0	79
18:00	0	12	28	20	7	0	0	0	0	0	0	0	0	67
19:00	0	15	22	22	5	1	0	0	0	0	0	0	0	65
20:00	2	8	7	9	9	0	1	0	0	0	0	0	0	36
21:00	1	7	12	13	4	1	0	0	0	0	0	0	0	38
22:00	0	3	3	7	3	0	0	0	0	0	0	0	0	16
23:00	1	0	2	2	0	0	0	1	0	0	0	0	0	6
<b>Totals</b>	<b>36</b>	<b>216</b>	<b>262</b>	<b>241</b>	<b>94</b>	<b>9</b>	<b>5</b>	<b>2</b>						<b>865</b>
% of Totals	4%	25%	30%	28%	11%	1%	1%	0%						100%

<b>AM Volumes</b>	22	111	76	56	24	1	3	0	0	0	0	0	0	293
% AM	3%	13%	9%	6%	3%	0%	0%							34%
<b>AM Peak Hour</b>	08:00	07:00	11:00	11:00	07:00	11:00	07:00							07:00
<b>Volume</b>	5	28	20	13	6	1	1							56
<b>PM Volumes</b>	14	105	186	185	70	8	2	2	0	0	0	0	0	572
% PM	2%	12%	22%	21%	8%	1%	0%	0%						66%
<b>PM Peak Hour</b>	15:00	14:00	17:00	17:00	16:00	17:00	14:00	15:00						17:00
<b>Volume</b>	5	15	28	32	10	2	1	1						79

Directional Peak Periods All Speeds	AM 7-9		NOON 12-2		PM 4-6		Off Peak Volumes	
	Volume	%	Volume	%	Volume	%	Volume	%
	104	↔ 12%	78	↔ 9%	149	↔ 17%	534	↔ 62%

Street Name	Direction	Percentiles					ADT
		15th	50th	Average	85th	95th	
SW 122nd Ave	North Bound	17	23	24	30	34	865
SW 122nd Ave	South Bound	21	27	27	33	36	837



# SPEED

SW 122nd Ave Bet. SW 49th St & SW 51st St

Day: Thursday  
Date: 5/18/2023

City: Cooper City  
Project #: FL23\_140259\_005s

**South Bound**

Time	< 15	15 - 19	20 - 24	25 - 29	30 - 34	35 - 39	40 - 44	45 - 49	50 - 54	55 - 59	60 - 64	65 - 69	70 +	Total
00:00 AM	0	0	0	2	0	0	0	0	0	0	0	0	0	2
01:00	0	0	2	1	0	0	0	0	0	0	0	0	0	3
02:00	0	0	2	3	0	0	0	0	0	0	0	0	0	5
03:00	0	0	2	3	1	0	0	0	0	0	0	0	0	6
04:00	0	0	2	3	2	0	0	0	0	0	0	0	0	7
05:00	0	1	1	2	2	0	0	0	0	0	0	0	0	6
06:00	1	1	6	8	6	0	0	0	0	0	0	0	0	22
07:00	1	6	20	31	12	3	0	0	0	0	0	0	0	73
08:00	0	2	10	33	11	2	1	0	0	0	0	0	0	59
09:00	0	2	4	15	8	3	0	0	0	0	0	0	0	32
10:00	4	5	8	15	10	3	0	0	0	0	0	0	0	45
11:00	2	9	18	20	12	2	0	0	0	0	0	0	0	63
12:00 PM	0	2	3	8	7	3	0	0	0	0	0	0	0	23
13:00	0	6	12	17	5	3	0	0	0	0	0	0	0	43
14:00	0	3	23	26	9	6	0	0	0	0	0	0	0	67
15:00	2	5	15	14	10	3	2	0	0	0	0	0	0	51
16:00	0	2	16	18	14	10	0	0	0	0	0	0	0	60
17:00	2	7	21	41	11	8	0	0	0	0	0	0	0	90
18:00	0	1	13	32	8	3	0	0	0	0	0	0	0	57
19:00	0	4	13	24	6	3	0	0	0	0	0	0	0	50
20:00	0	3	12	9	1	0	1	0	0	0	0	0	0	26
21:00	0	4	13	6	3	1	0	0	0	0	0	0	0	27
22:00	0	0	7	4	3	1	0	0	0	0	0	0	0	15
23:00	0	0	1	4	0	0	0	0	0	0	0	0	0	5
<b>Totals</b>	<b>12</b>	<b>63</b>	<b>224</b>	<b>339</b>	<b>141</b>	<b>54</b>	<b>4</b>							<b>837</b>
<b>% of Totals</b>	<b>1%</b>	<b>8%</b>	<b>27%</b>	<b>41%</b>	<b>17%</b>	<b>6%</b>	<b>0%</b>							<b>100%</b>

<b>AM Volumes</b>	8	26	75	136	64	13	1	0	0	0	0	0	0	323
<b>% AM</b>	1%	3%	9%	16%	8%	2%	0%							39%
<b>AM Peak Hour</b>	10:00	11:00	07:00	08:00	07:00	07:00	08:00							07:00
<b>Volume</b>	4	9	20	33	12	3	1							73
<b>PM Volumes</b>	4	37	149	203	77	41	3	0	0	0	0	0	0	514
<b>% PM</b>	0%	4%	18%	24%	9%	5%	0%							61%
<b>PM Peak Hour</b>	15:00	17:00	14:00	17:00	16:00	16:00	15:00							17:00
<b>Volume</b>	2	7	23	41	14	10	2							90

Directional Peak Periods All Speeds	AM 7-9		NOON 12-2		PM 4-6		Off Peak Volumes	
	Volume	%	Volume	%	Volume	%	Volume	%
	132	↔ 16%	66	↔ 8%	150	↔ 18%	489	↔ 58%

Street Name	Direction	Percentiles					ADT
		15th	50th	Average	85th	95th	
SW 122nd Ave	North Bound	17	23	24	30	34	865
SW 122nd Ave	South Bound	21	27	27	33	36	837

**SPEED**

SW 122nd Ave Bet. SW 49th St &amp; SW 51st St

Day: Thursday

Date: 5/18/2023

City: Cooper City

Project #: FL23\_140259\_005

**Summary**

Time	< 15	15 - 19	20 - 24	25 - 29	30 - 34	35 - 39	40 - 44	45 - 49	50 - 54	55 - 59	60 - 64	65 - 69	70 +	Total
00:00 AM	0	0	1	5	1	0	0	0	0	0	0	0	0	7
01:00	1	2	2	1	1	0	0	0	0	0	0	0	0	7
02:00	0	2	2	6	0	0	0	0	0	0	0	0	0	10
03:00	0	3	2	3	1	0	0	0	0	0	0	0	0	9
04:00	0	1	2	3	2	0	0	0	0	0	0	0	0	8
05:00	1	7	3	2	2	0	0	0	0	0	0	0	0	15
06:00	4	13	10	11	8	0	0	0	0	0	0	0	0	46
07:00	3	34	31	39	18	3	1	0	0	0	0	0	0	129
08:00	5	23	21	40	15	2	1	0	0	0	0	0	0	107
09:00	3	21	18	27	11	3	1	0	0	0	0	0	0	84
10:00	8	13	21	22	13	3	0	0	0	0	0	0	0	80
11:00	5	18	38	33	16	3	1	0	0	0	0	0	0	114
12:00 PM	1	13	15	22	9	4	0	0	0	0	0	0	0	64
13:00	1	14	24	28	9	4	0	0	0	0	0	0	0	80
14:00	3	18	41	39	17	6	1	0	0	0	0	0	0	125
15:00	7	14	35	28	19	4	2	1	0	0	0	0	0	110
16:00	0	11	38	46	24	11	0	0	0	0	0	0	0	130
17:00	2	15	49	73	20	10	0	0	0	0	0	0	0	169
18:00	0	13	41	52	15	3	0	0	0	0	0	0	0	124
19:00	0	19	35	46	11	4	0	0	0	0	0	0	0	115
20:00	2	11	19	18	10	0	2	0	0	0	0	0	0	62
21:00	1	11	25	19	7	2	0	0	0	0	0	0	0	65
22:00	0	3	10	11	6	1	0	0	0	0	0	0	0	31
23:00	1	0	3	6	0	0	0	1	0	0	0	0	0	11
<b>Totals</b>	<b>48</b>	<b>279</b>	<b>486</b>	<b>580</b>	<b>235</b>	<b>63</b>	<b>9</b>	<b>2</b>						<b>1702</b>
<b>% of Totals</b>	<b>3%</b>	<b>16%</b>	<b>29%</b>	<b>34%</b>	<b>14%</b>	<b>4%</b>	<b>1%</b>	<b>0%</b>						<b>100%</b>

<b>AM Volumes</b>	30	137	151	192	88	14	4	0	0	0	0	0	0	616
<b>% AM</b>	2%	8%	9%	11%	5%	1%	0%							36%
<b>AM Peak Hour</b>	10:00	07:00	11:00	08:00	07:00	07:00	07:00							07:00
<b>Volume</b>	8	34	38	40	18	3	1							129
<b>PM Volumes</b>	18	142	335	388	147	49	5	2	0	0	0	0	0	1086
<b>% PM</b>	1%	8%	20%	23%	9%	3%	0%	0%						64%
<b>PM Peak Hour</b>	15:00	19:00	17:00	17:00	16:00	16:00	15:00	15:00						17:00
<b>Volume</b>	7	19	49	73	24	11	2	1						169
<b>Directional Peak Periods All Speeds</b>	<b>AM 7-9</b>		<b>NOON 12-2</b>		<b>PM 4-6</b>		<b>Off Peak Volumes</b>							
	Volume		%	Volume		%	Volume		%	Volume		%		
	236	↔	14%	144	↔	8%	299	↔	18%	1023	↔	60%		

Street Name	Direction	Percentiles					ADT
		15th	50th	Average	85th	95th	
SW 122nd Ave	Summary	19	25	25	31	35	1702

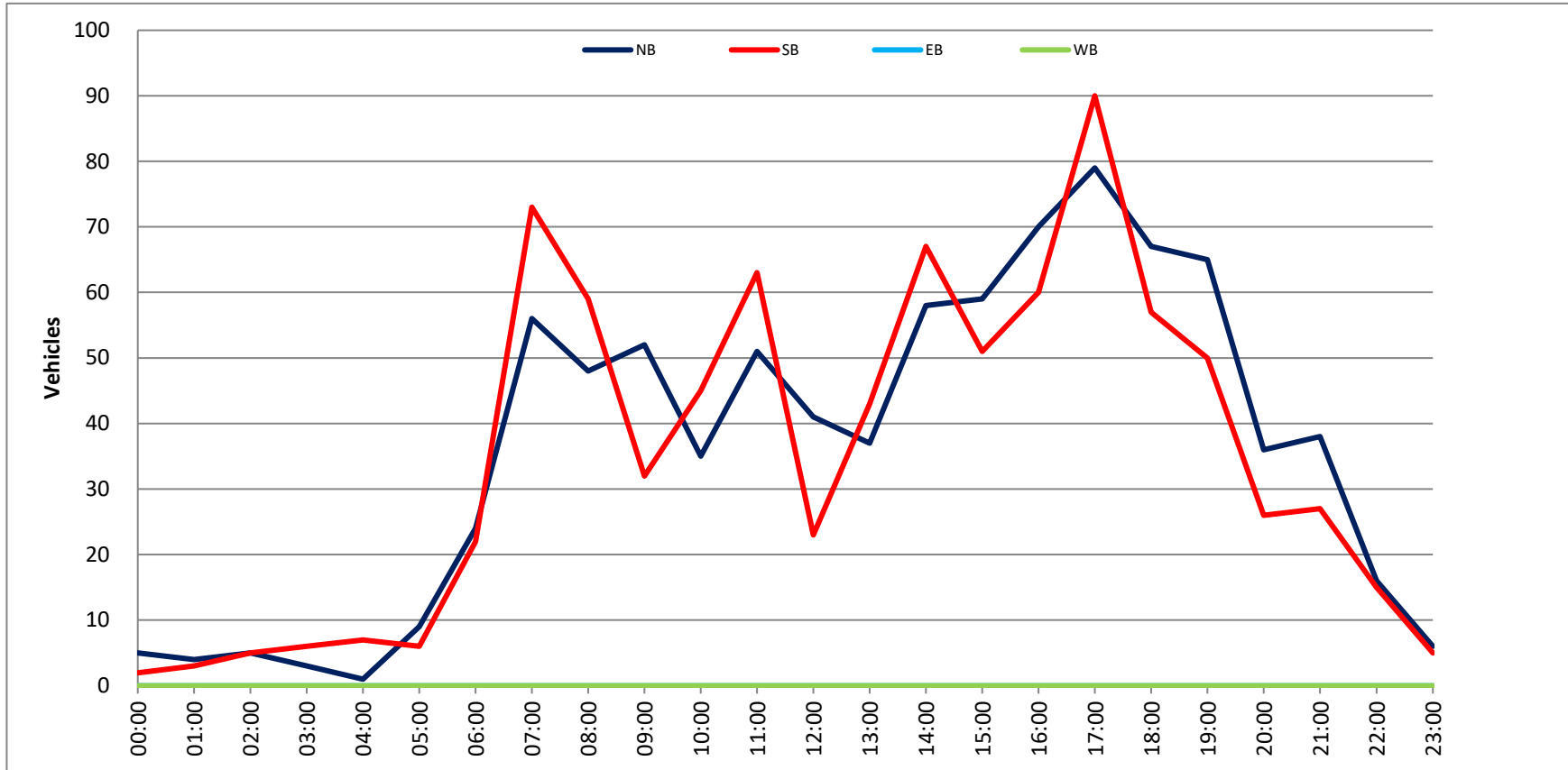
# VOLUME

SW 122nd Ave Bet. SW 49th St & SW 51st St

Day: Thursday  
Date: 5/18/2023

City: Cooper City  
Project #: FL23\_140259\_005

DAILY TOTALS										NB		SB		EB		WB		Total
										865		837		0		0		1,702
AM Period	NB	SB	EB	WB	TOTAL	PMI Period	NB	SB	EB	WB	TOTAL							Total
00:00	1	1	0	0	2	12:00	10	4	0	0	14							14
00:15	1	0	0	0	1	12:15	10	5	0	0	15							15
00:30	1	0	0	0	1	12:30	13	9	0	0	22							22
00:45	2	5	1	2	7	12:45	8	41	5	23	64							13
01:00	0	2	0	0	2	13:00	7	14	0	0	21							21
01:15	2	0	0	0	2	13:15	9	14	0	0	23							23
01:30	0	0	0	0	0	13:30	12	6	0	0	18							18
01:45	2	4	1	3	7	13:45	9	37	9	43	80							18
02:00	3	1	0	0	4	14:00	12	18	0	0	30							30
02:15	0	2	0	0	2	14:15	9	20	0	0	29							29
02:30	0	1	0	0	1	14:30	18	10	0	0	28							28
02:45	2	5	1	5	10	14:45	19	58	19	67	88							125
03:00	0	2	0	0	2	15:00	12	15	0	0	27							27
03:15	0	1	0	0	1	15:15	18	5	0	0	23							23
03:30	2	2	0	0	4	15:30	11	21	0	0	32							32
03:45	1	3	1	6	9	15:45	18	59	10	51	28							110
04:00	0	2	0	0	2	16:00	17	15	0	0	32							32
04:15	1	2	0	0	3	16:15	13	12	0	0	25							25
04:30	0	0	0	0	0	16:30	18	10	0	0	28							28
04:45	0	1	3	7	8	16:45	22	70	23	60	45							130
05:00	1	1	0	0	2	17:00	26	18	0	0	44							44
05:15	2	2	0	0	3	17:15	20	19	0	0	39							39
05:30	2	0	0	0	2	17:30	20	24	0	0	44							44
05:45	5	9	3	6	15	17:45	13	79	29	90	42							169
06:00	3	3	0	0	6	18:00	11	12	0	0	23							23
06:15	4	7	0	0	11	18:15	19	16	0	0	35							35
06:30	6	4	0	0	10	18:30	27	18	0	0	45							45
06:45	11	24	8	22	46	18:45	10	67	11	57	21							124
07:00	10	12	0	0	22	19:00	30	12	0	0	42							42
07:15	15	19	0	0	34	19:15	14	12	0	0	26							26
07:30	14	14	0	0	28	19:30	10	10	0	0	20							20
07:45	17	56	28	73	129	19:45	11	65	16	50	27							115
08:00	14	14	0	0	28	20:00	10	8	0	0	18							18
08:15	11	13	0	0	24	20:15	7	8	0	0	15							15
08:30	11	10	0	0	21	20:30	12	9	0	0	21							21
08:45	12	48	22	59	107	20:45	7	36	1	26	8							62
09:00	14	6	0	0	20	21:00	13	3	0	0	16							16
09:15	8	1	0	0	9	21:15	8	12	0	0	20							20
09:30	16	9	0	0	25	21:30	9	4	0	0	13							13
09:45	14	52	16	32	84	21:45	8	38	8	27	16							65
10:00	8	12	0	0	20	22:00	4	4	0	0	8							8
10:15	8	13	0	0	21	22:15	9	3	0	0	12							12
10:30	13	12	0	0	25	22:30	2	4	0	0	6							6
10:45	6	35	8	45	80	22:45	1	16	4	15	5							31
11:00	12	14	0	0	26	23:00	2	1	0	0	3							3
11:15	16	19	0	0	35	23:15	0	1	0	0	1							1
11:30	10	19	0	0	29	23:30	1	2	0	0	3							3
11:45	13	51	11	63	114	23:45	3	6	1	5	4							11
TOTALS	293	323			616	TOTALS	572	514			1086							
SPLIT %	47.6%	52.4%			36.2%	SPLIT %	52.7%	47.3%			63.8%							
DAILY TOTALS										NB		SB		EB		WB		Total
										865		837		0		0		1,702
AM Peak Hour	07:15	07:15			07:15	PM Peak Hour	16:45	17:00			16:45							16:45
AM Pk Volume	60	75			135	PM Pk Volume	88	90			172							172
Pk Hr Factor	0.882	0.670			0.750	Pk Hr Factor	0.846	0.776			0.956							0.956
7 - 9 Volume	104	132			236	4 - 6 Volume	149	150			299							299
7 - 9 Peak Hour	07:15	07:15			07:15	4 - 6 Peak Hour	16:45	17:00			16:45							16:45
7 - 9 Pk Volume	60	75			135	4 - 6 Pk Volume	88	90			172							172
Pk Hr Factor	0.882	0.670			0.750	Pk Hr Factor	0.846	0.776			0.956							0.956



**SPEED**

SW 116th Ave Bet. SW 51st Ct & SW 52nd St

Day: Tuesday  
Date: 5/16/2023

City: Cooper City  
Project #: FL23\_140259\_006n

**North Bound**

Time	< 15	15 - 19	20 - 24	25 - 29	30 - 34	35 - 39	40 - 44	45 - 49	50 - 54	55 - 59	60 - 64	65 - 69	70 +	Total
00:00 AM	0	0	0	0	0	0	0	0	0	0	0	0	0	0
00:15	0	1	0	0	0	0	0	0	0	0	0	0	0	1
00:30	0	0	0	0	0	0	0	0	0	0	0	0	0	0
00:45	0	0	0	0	0	0	0	0	0	0	0	0	0	0
01:00	0	0	0	0	0	0	0	0	0	0	0	0	0	0
01:15	0	0	0	0	0	0	0	0	0	0	0	0	0	0
01:30	0	0	0	0	0	0	0	0	0	0	0	0	0	0
01:45	0	0	0	1	0	0	0	0	0	0	0	0	0	1
02:00	0	0	0	0	0	0	0	0	0	0	0	0	0	0
02:15	0	0	0	0	0	0	0	0	0	0	0	0	0	0
02:30	0	0	0	0	0	0	0	0	0	0	0	0	0	0
02:45	0	0	1	0	0	0	0	0	0	0	0	0	0	1
03:00	0	0	0	0	0	0	0	0	0	0	0	0	0	0
03:15	0	0	0	0	0	0	0	0	0	0	0	0	0	0
03:30	1	0	0	0	0	0	0	0	0	0	0	0	0	1
03:45	1	0	0	0	0	0	0	0	0	0	0	0	0	1
04:00	0	0	0	0	0	0	0	0	0	0	0	0	0	0
04:15	0	0	0	0	0	0	0	0	0	0	0	0	0	0
04:30	0	0	0	0	0	0	0	0	0	0	0	0	0	0
04:45	0	0	1	0	0	0	0	0	0	0	0	0	0	1
05:00	0	0	0	0	0	0	0	0	0	0	0	0	0	0
05:15	0	0	0	0	0	0	0	0	0	0	0	0	0	0
05:30	0	0	2	0	0	0	0	0	0	0	0	0	0	2
05:45	0	0	1	0	0	0	0	0	0	0	0	0	0	1
06:00	0	0	0	1	0	0	0	0	0	0	0	0	0	1
06:15	1	1	0	0	0	0	0	0	0	0	0	0	0	2
06:30	0	2	1	0	0	0	0	0	0	0	0	0	0	3
06:45	0	1	5	0	0	0	0	0	0	0	0	0	0	6
07:00	0	5	3	1	0	0	0	0	0	0	0	0	0	9
07:15	5	13	7	0	0	0	0	0	0	0	0	0	0	25
07:30	3	40	20	0	0	0	0	0	0	0	0	0	0	63
07:45	22	33	21	0	0	0	0	0	0	0	0	0	0	76
08:00	0	7	5	3	0	0	0	0	0	0	0	0	0	15
08:15	0	3	2	0	1	0	0	0	0	0	0	0	0	6
08:30	1	3	3	0	0	0	0	0	0	0	0	0	0	7
08:45	1	1	3	0	0	0	0	0	0	0	0	0	0	5
09:00	0	1	0	0	0	0	0	0	0	0	0	0	0	1
09:15	0	2	2	0	0	0	0	0	0	0	0	0	0	4
09:30	0	2	0	1	0	0	0	0	0	0	0	0	0	3
09:45	0	1	3	0	0	0	0	0	0	0	0	0	0	4
10:00	1	2	1	0	0	0	0	0	0	0	0	0	0	4
10:15	1	1	5	0	0	0	0	0	0	0	0	0	0	7
10:30	1	0	1	0	0	0	0	0	0	0	0	0	0	2
10:45	0	3	1	0	0	0	0	0	0	0	0	0	0	4
11:00	1	3	0	0	0	0	0	0	0	0	0	0	0	4
11:15	0	4	0	0	0	0	0	0	0	0	0	0	0	4
11:30	0	2	3	0	0	0	0	0	0	0	0	0	0	5
11:45	1	2	0	1	0	0	0	0	0	0	0	0	0	4
12:00 PM	0	1	2	0	0	0	0	0	0	0	0	0	0	3
12:15	1	0	0	1	0	0	0	0	0	0	0	0	0	2
12:30	0	5	0	1	0	0	0	0	0	0	0	0	0	6
12:45	0	2	3	0	0	0	0	0	0	0	0	0	0	5
13:00	0	4	1	0	0	0	0	0	0	0	0	0	0	5
13:15	1	4	2	2	0	0	0	0	0	0	0	0	0	9
13:30	7	8	8	1	0	0	0	0	0	0	0	0	0	24
13:45	9	6	11	1	0	0	0	0	0	0	0	0	0	27
14:00	22	2	2	0	0	0	0	0	0	0	0	0	0	26
14:15	1	5	1	1	0	0	0	0	0	0	0	0	0	8
14:30	1	1	2	1	0	0	0	0	0	0	0	0	0	5
14:45	1	3	0	0	0	0	0	0	0	0	0	0	0	4
15:00	0	2	4	0	0	0	0	0	0	0	0	0	0	6
15:15	1	0	3	0	0	0	0	0	0	0	0	0	0	4
15:30	0	5	6	2	0	0	0	0	0	0	0	0	0	13
15:45	1	0	4	2	0	0	0	0	0	0	0	0	0	7
16:00	0	3	2	2	0	0	0	0	0	0	0	0	0	7
16:15	1	4	3	1	0	0	0	0	0	0	0	0	0	9
16:30	1	2	5	0	0	0	0	0	0	0	0	0	0	8
16:45	0	3	2	1	0	0	0	0	0	0	0	0	0	6
17:00	0	0	5	1	0	0	0	0	0	0	0	0	0	6
17:15	0	0	6	0	0	0	0	0	0	0	0	0	0	6
17:30	0	3	7	0	0	0	0	0	0	0	0	0	0	10
17:45	0	2	2	2	0	0	0	0	0	0	0	0	0	6
18:00	0	3	3	0	0	0	0	0	0	0	0	0	0	6
18:15	0	1	3	1	0	0	0	0	0	0	0	0	0	5
18:30	0	2	9	0	0	0	0	0	0	0	0	0	0	11
18:45	0	2	2	0	0	0	0	0	0	0	0	0	0	4
19:00	0	1	2	0	0	0	0	0	0	0	0	0	0	3
19:15	0	1	1	1	0	0	0	0	0	0	0	0	0	3
19:30	2	2	3	1	0	0	0	0	0	0	0	0	0	8
19:45	0	0	0	0	0	0	0	0	0	0	0	0	0	0
20:00	0	0	1	0	0	0	0	0	0	0	0	0	0	1
20:15	1	0	0	0	0	0	0	0	0	0	0	0	0	1
20:30	0	0	0	1	0	0	0	0	0	0	0	0	0	1
20:45	0	0	2	0	0	0	0	0	0	0	0	0	0	2
21:00	0	0	0	0	0	0	0	0	0	0	0	0	0	0
21:15	0	1	0	1	0	0	0	0	0	0	0	0	0	2
21:30	0	0	1	0	0	0	0	0	0	0	0	0	0	1
21:45	0	1	0	0	0	0	0	0	0	0	0	0	0	1
22:00	0	0	0	0	0	0	0	0	0	0	0	0	0	0
22:15	0	0	0	0	0	0	0	0	0	0	0	0	0	0
22:30	0	2	1	0	0	0	0	0	0	0	0	0	0	3
22:45	0	0	0	0	0	0	0	0	0	0	0	0	0	0
23:00	0	2	0	0	0	0	0	0	0	0	0	0	0	2
23:15	0	0	0	0	0	0	0	0	0	0	0	0	0	0
23:30	0	0	0	0	0	0	0	0	0	0	0	0	0	0
23:45	0	0	0	0	0	0	0	0	0	0	0	0	0	0
<b>Totals</b>	<b>89</b>	<b>212</b>	<b>204</b>	<b>31</b>	<b>1</b>									<b>537</b>
<b>% of Totals</b>	<b>17%</b>	<b>39%</b>	<b>38%</b>	<b>6%</b>	<b>0%</b>									<b>100%</b>

<b>AM Volumes</b>	39	129	95	8	1	0	0	0	0	0	0	0	0	272
<b>% AM</b>	7%	24%	18%	1%	0%									51%
<b>AM Peak Hour</b>	07:00	07:15	07:30	07:45	08:00									07:30
<b>Volume</b>	30	32	53	31	1									173
<b>PM Volumes</b>	50	83	109	23	0	0	0	0	0	0	0	0	0	260
<b>% PM</b>	9%	15%	20%	4%										49%
<b>PM Peak Hour</b>	13:15	13:00	13:15	15:30										13:15
<b>Volume</b>	39	22	211	7										86
<b>Directional Peak Periods</b>	<b>AM 7-9</b>				<b>NOON 12-2</b>				<b>PM 4-6</b>				<b>Off Peak Volumes</b>	
<b>All Classes</b>	Volume	%	Volume	%	Volume	%	Volume	%	Volume	%	Volume	%	Volume	%
	206	38%	81	15%	58	11%	192	36%						

Street Name	Direction	Percentiles					ADT
		15th	50th	Average	85th	95th	
SW 116th Ave	North Bound	14	19	19	24	26	537
SW 116th Ave	South Bound	16	20	20	24	27	457

South Bound

Time	< 15	15 - 19	20 - 24	25 - 29	30 - 34	35 - 39	40 - 44	45 - 49	50 - 54	55 - 59	60 - 64	65 - 69	70 +	Total
00:00 AM	0	0	2	0	0	0	0	0	0	0	0	0	0	2
00:15	0	0	0	0	0	0	0	0	0	0	0	0	0	0
00:30	0	0	0	0	0	0	0	0	0	0	0	0	0	0
00:45	0	0	0	0	0	0	0	0	0	0	0	0	0	0
01:00	0	0	0	0	0	0	0	0	0	0	0	0	0	0
01:15	0	0	0	0	0	0	0	0	0	0	0	0	0	0
01:30	0	0	0	0	0	0	0	0	0	0	0	0	0	0
01:45	0	0	0	0	0	0	0	0	0	0	0	0	0	0
02:00	0	0	0	0	0	0	0	0	0	0	0	0	0	0
02:15	0	0	2	0	0	0	0	0	0	0	0	0	0	2
02:30	0	0	0	0	0	0	0	0	0	0	0	0	0	0
02:45	0	0	0	0	0	0	0	0	0	0	0	0	0	0
03:00	0	0	0	0	0	0	0	0	0	0	0	0	0	0
03:15	0	0	0	0	0	0	0	0	0	0	0	0	0	0
03:30	1	0	0	0	0	0	0	0	0	0	0	0	0	1
03:45	0	0	0	0	0	0	0	0	0	0	0	0	0	0
04:00	0	0	0	0	0	0	0	0	0	0	0	0	0	0
04:15	0	0	0	0	0	0	0	0	0	0	0	0	0	0
04:30	0	1	0	0	0	0	0	0	0	0	0	0	0	1
04:45	0	0	1	0	0	0	0	0	0	0	0	0	0	1
05:00	0	0	0	0	0	0	0	0	0	0	0	0	0	0
05:15	0	1	0	0	0	0	0	0	0	0	0	0	0	1
05:30	0	1	0	0	0	0	0	0	0	0	0	0	0	1
05:45	0	1	0	0	0	0	0	0	0	0	0	0	0	1
06:00	0	0	1	0	0	0	0	0	0	0	0	0	0	1
06:15	0	1	0	0	0	0	0	0	0	0	0	0	0	1
06:30	0	2	2	0	0	0	0	0	0	0	0	0	0	4
06:45	0	0	1	0	0	0	0	0	0	0	0	0	0	1
07:00	0	1	2	0	0	0	0	0	0	0	0	0	0	3
07:15	0	2	1	0	0	0	0	0	0	0	0	0	0	3
07:30	5	21	10	1	0	0	0	0	0	0	0	0	0	37
07:45	0	15	16	1	0	0	0	0	0	0	0	0	0	32
08:00	2	14	12	6	0	0	0	0	0	0	0	0	0	28
08:15	0	3	3	0	0	0	0	0	0	0	0	0	0	6
08:30	0	1	2	1	0	0	0	0	0	0	0	0	0	4
08:45	0	0	2	0	0	0	0	0	0	0	0	0	0	2
09:00	0	2	1	0	0	0	0	0	0	0	0	0	0	3
09:15	1	0	3	0	0	0	0	0	0	0	0	0	0	4
09:30	0	2	2	0	0	0	0	0	0	0	0	0	0	4
09:45	0	3	3	2	0	0	0	0	0	0	0	0	0	8
10:00	0	0	0	0	0	0	0	0	0	0	0	0	0	0
10:15	0	0	1	0	0	0	0	0	0	0	0	0	0	1
10:30	0	1	2	0	0	0	0	0	0	0	0	0	0	3
10:45	0	0	1	0	0	0	0	0	0	0	0	0	0	1
11:00	0	2	1	1	0	0	0	0	0	0	0	0	0	4
11:15	1	2	1	1	0	0	0	0	0	0	0	0	0	5
11:30	2	1	2	0	0	0	0	0	0	0	0	0	0	5
11:45	0	1	3	0	0	0	0	0	0	0	0	0	0	4
12:00 PM	0	0	4	0	0	0	0	0	0	0	0	0	0	4
12:15	0	1	1	0	0	0	0	0	0	0	0	0	0	2
12:30	0	2	1	0	0	0	0	0	0	0	0	0	0	3
12:45	0	4	0	0	0	0	0	0	0	0	0	0	0	4
13:00	0	4	2	0	0	0	0	0	0	0	0	0	0	6
13:15	0	0	2	0	0	0	0	0	0	0	0	0	0	2
13:30	0	0	2	0	0	0	0	0	0	0	0	0	0	2
13:45	0	2	2	0	0	0	0	0	0	0	0	0	0	4
14:00	15	20	7	1	0	0	0	0	0	0	0	0	0	43
14:15	6	11	6	1	0	0	0	0	0	0	0	0	0	24
14:30	0	3	3	1	0	0	0	0	0	0	0	0	0	7
14:45	0	1	4	3	0	0	0	0	0	0	0	0	0	8
15:00	0	4	4	3	0	0	0	0	0	0	0	0	0	11
15:15	0	1	4	1	0	0	0	0	0	0	0	0	0	6
15:30	0	1	4	0	0	0	0	0	0	0	0	0	0	5
15:45	0	1	5	2	1	0	0	0	0	0	0	0	0	9
16:00	0	2	6	0	0	0	0	0	0	0	0	0	0	8
16:15	0	2	3	1	0	0	0	0	0	0	0	0	0	7
16:30	0	2	5	2	0	0	0	0	0	0	0	0	0	9
16:45	1	1	8	2	0	0	0	0	0	0	0	0	0	12
17:00	4	3	7	3	0	0	0	0	0	0	0	0	0	17
17:15	0	1	12	0	0	0	0	0	0	0	0	0	0	13
17:30	0	4	4	2	0	0	0	0	0	0	0	0	0	10
17:45	2	2	3	1	0	0	0	0	0	0	0	0	0	8
18:00	0	1	2	1	0	0	0	0	0	0	0	0	0	4
18:15	0	1	5	1	0	0	0	0	0	0	0	0	0	7
18:30	0	1	0	0	0	0	0	0	0	0	0	0	0	1
18:45	0	1	1	1	0	0	0	0	0	0	0	0	0	3
19:00	0	1	3	0	0	0	0	0	0	0	0	0	0	4
19:15	0	3	2	0	0	0	0	0	0	0	0	0	0	5
19:30	0	0	1	0	0	0	0	0	0	0	0	0	0	1
19:45	1	1	3	1	0	0	0	0	0	0	0	0	0	6
20:00	0	0	1	0	0	0	0	0	0	0	0	0	0	1
20:15	1	2	1	0	0	0	0	0	0	0	0	0	0	4
20:30	1	2	3	0	0	0	0	0	0	0	0	0	0	6
20:45	0	1	0	0	0	0	0	0	0	0	0	0	0	1
21:00	0	3	1	0	0	0	0	0	0	0	0	0	0	4
21:15	0	1	1	0	0	0	0	0	0	0	0	0	0	2
21:30	0	3	3	0	0	0	0	0	0	0	0	0	0	6
21:45	0	0	3	0	0	0	0	0	0	0	0	0	0	3
22:00	0	0	0	0	0	0	0	0	0	0	0	0	0	0
22:15	0	1	0	0	0	0	0	0	0	0	0	0	0	1
22:30	0	1	1	0	0	0	0	0	0	0	0	0	0	2
22:45	0	0	0	0	0	0	0	0	0	0	0	0	0	0
23:00	0	1	0	0	0	0	0	0	0	0	0	0	0	1
23:15	0	0	0	0	0	0	0	0	0	0	0	0	0	0
23:30	0	0	0	0	0	0	0	0	0	0	0	0	0	0
23:45	0	1	0	0	0	0	0	0	0	0	0	0	0	1
Totals	43	175	203	34	2									457
% of Totals	9%	38%	44%	7%	0%									100%

AM Peak Hour	PM Peak Hour	Directional Peak Periods	AM 7-9	NOON 12-2	PM 4-6	Off Peak Volumes
Volume: 7	Volume: 21	All Classes	Volume: 115	Volume: 27	Volume: 84	Volume: 231
% AM: 3%	% PM: 7%		%: 25%	%: 6%	%: 18%	%: 51%

Street Name	Direction	15th	50th	Average	85th	95th	ADT
SW 116th Ave	North Bound	14	19	19	24	26	537
SW 116th Ave	South Bound	16	20	20	24	27	457

Summary

Time	< 15	15 - 19	20 - 24	25 - 29	30 - 34	35 - 39	40 - 44	45 - 49	50 - 54	55 - 59	60 - 64	65 - 69	70 +	Total
00:00 AM	0	0	2	0	0	0	0	0	0	0	0	0	0	2
00:15	0	1	0	0	0	0	0	0	0	0	0	0	0	1
00:30	0	0	0	0	0	0	0	0	0	0	0	0	0	0
00:45	0	0	0	0	0	0	0	0	0	0	0	0	0	0
01:00	0	0	0	0	0	0	0	0	0	0	0	0	0	0
01:15	0	0	0	0	0	0	0	0	0	0	0	0	0	0
01:30	0	0	0	0	0	0	0	0	0	0	0	0	0	0
01:45	0	0	0	1	0	0	0	0	0	0	0	0	0	1
02:00	0	0	0	0	0	0	0	0	0	0	0	0	0	0
02:15	0	0	1	0	0	0	0	0	0	0	0	0	0	1
02:30	0	0	0	0	0	0	0	0	0	0	0	0	0	0
02:45	0	0	1	0	0	0	0	0	0	0	0	0	0	1
03:00	0	0	0	0	0	0	0	0	0	0	0	0	0	0
03:15	0	0	0	0	0	0	0	0	0	0	0	0	0	0
03:30	1	0	0	0	0	0	0	0	0	0	0	0	0	1
03:45	1	0	0	0	0	0	0	0	0	0	0	0	0	1
04:00	0	0	0	0	0	0	0	0	0	0	0	0	0	0
04:15	0	0	0	0	0	0	0	0	0	0	0	0	0	0
04:30	0	1	0	0	0	0	0	0	0	0	0	0	0	1
04:45	0	0	2	0	0	0	0	0	0	0	0	0	0	2
05:00	0	0	0	0	0	0	0	0	0	0	0	0	0	0
05:15	0	1	0	0	0	0	0	0	0	0	0	0	0	1
05:30	0	1	2	0	0	0	0	0	0	0	0	0	0	3
05:45	0	1	1	0	0	0	0	0	0	0	0	0	0	2
06:00	0	0	1	1	0	0	0	0	0	0	0	0	0	2
06:15	1	2	0	0	0	0	0	0	0	0	0	0	0	3
06:30	0	4	3	0	0	0	0	0	0	0	0	0	0	7
06:45	0	1	6	0	0	0	0	0	0	0	0	0	0	7
07:00	0	6	5	1	0	0	0	0	0	0	0	0	0	12
07:15	5	15	8	0	0	0	0	0	0	0	0	0	0	28
07:30	8	61	30	1	0	0	0	0	0	0	0	0	0	100
07:45	22	48	37	1	0	0	0	0	0	0	0	0	0	108
08:00	2	21	17	3	0	0	0	0	0	0	0	0	0	43
08:15	0	6	5	0	1	0	0	0	0	0	0	0	0	12
08:30	1	4	5	1	0	0	0	0	0	0	0	0	0	11
08:45	1	1	5	0	0	0	0	0	0	0	0	0	0	7
09:00	0	3	1	0	0	0	0	0	0	0	0	0	0	4
09:15	1	2	4	0	0	0	0	0	0	0	0	0	0	7
09:30	0	4	2	1	0	0	0	0	0	0	0	0	0	7
09:45	0	4	6	2	0	0	0	0	0	0	0	0	0	12
10:00	1	2	1	0	0	0	0	0	0	0	0	0	0	4
10:15	1	1	6	0	0	0	0	0	0	0	0	0	0	8
10:30	1	1	3	0	0	0	0	0	0	0	0	0	0	5
10:45	0	3	3	0	0	0	0	0	0	0	0	0	0	6
11:00	1	5	1	1	0	0	0	0	0	0	0	0	0	8
11:15	1	2	5	1	0	0	0	0	0	0	0	0	0	9
11:30	2	3	5	0	0	0	0	0	0	0	0	0	0	10
11:45	1	3	3	1	0	0	0	0	0	0	0	0	0	8
12:00 PM	0	1	6	0	0	0	0	0	0	0	0	0	0	7
12:15	1	1	1	1	0	0	0	0	0	0	0	0	0	4
12:30	0	7	1	1	0	0	0	0	0	0	0	0	0	9
12:45	0	6	3	0	0	0	0	0	0	0	0	0	0	9
13:00	0	8	3	0	0	0	0	0	0	0	0	0	0	11
13:15	1	4	4	2	0	0	0	0	0	0	0	0	0	11
13:30	7	8	10	1	0	0	0	0	0	0	0	0	0	26
13:45	9	8	13	1	0	0	0	0	0	0	0	0	0	31
14:00	37	22	9	1	0	0	0	0	0	0	0	0	0	69
14:15	7	16	7	2	0	0	0	0	0	0	0	0	0	32
14:30	1	4	5	2	0	0	0	0	0	0	0	0	0	12
14:45	1	4	4	3	0	0	0	0	0	0	0	0	0	12
15:00	0	6	8	3	0	0	0	0	0	0	0	0	0	17
15:15	1	1	7	1	0	0	0	0	0	0	0	0	0	10
15:30	0	6	10	2	0	0	0	0	0	0	0	0	0	18
15:45	1	1	9	4	1	0	0	0	0	0	0	0	0	16
16:00	0	5	8	2	0	0	0	0	0	0	0	0	0	15
16:15	1	6	6	2	1	0	0	0	0	0	0	0	0	16
16:30	1	4	10	2	0	0	0	0	0	0	0	0	0	17
16:45	1	4	10	3	0	0	0	0	0	0	0	0	0	18
17:00	4	3	12	4	0	0	0	0	0	0	0	0	0	23
17:15	0	1	18	0	0	0	0	0	0	0	0	0	0	19
17:30	0	7	11	2	0	0	0	0	0	0	0	0	0	20
17:45	2	4	5	3	0	0	0	0	0	0	0	0	0	14
18:00	0	4	5	1	0	0	0	0	0	0	0	0	0	10
18:15	0	2	8	2	0	0	0	0	0	0	0	0	0	12
18:30	0	3	9	0	0	0	0	0	0	0	0	0	0	12
18:45	0	3	3	1	0	0	0	0	0	0	0	0	0	7
19:00	0	2	3	0	0	0	0	0	0	0	0	0	0	5
19:15	0	4	3	1	0	0	0	0	0	0	0	0	0	8
19:30	2	2	4	1	0	0	0	0	0	0	0	0	0	9
19:45	1	1	3	1	0	0	0	0	0	0	0	0	0	6
20:00	0	0	2	0	0	0	0	0	0	0	0	0	0	2
20:15	2	2	1	0	0	0	0	0	0	0	0	0	0	5
20:30	1	2	3	0	0	0	0	0	0	0	0	0	0	6
20:45	0	1	2	0	0	0	0	0	0	0	0	0	0	3
21:00	0	3	1	0	0	0	0	0	0	0	0	0	0	4
21:15	0	2	1	1	0	0	0	0	0	0	0	0	0	4
21:30	0	3	4	0	0	0	0	0	0	0	0	0	0	7
21:45	0	1	3	0	0	0	0	0	0	0	0	0	0	4
22:00	0	0	0	0	0	0	0	0	0	0	0	0	0	0
22:15	0	1	0	0	0	0	0	0	0	0	0	0	0	1
22:30	0	3	2	0	0	0	0	0	0	0	0	0	0	5
22:45	0	0	0	0	0	0	0	0	0	0	0	0	0	0
23:00	0	3	0	0	0	0	0	0	0	0	0	0	0	3
23:15	0	0	0	0	0	0	0	0	0	0	0	0	0	0
23:30	0	0	0	0	0	0	0	0	0	0	0	0	0	0
23:45	0	1	0	0	0	0	0	0	0	0	0	0	0	1
Totals	132	387	407	65	3									994
% of Totals	13%	39%	41%	7%	0%									100%

AM Volumes	53	207	170	15	1	0	0	0	0	0	0	0	0	444
% AM	5%	21%	17%	2%	0%									45%
AM Peak Hour	07:15	07:15	07:15	07:15	07:30									07:35
Volume	37	145	92	11	1									273
PM Volumes	81	180	237	50	1	0	0	0	0	0	0	0	0	550
% PM	8%	18%	24%	5%	0%									55%
PM Peak Hour	13:30	13:30	16:45	15:30										13:30
Volume	60	94	51	11	2									158
Directional Peak Periods	AM 7-9		NOON 12-2		PM 4-6		Off Peak Volumes							
All Classes	Volume	%	Volume	%	Volume	%	Volume	%						
	321	32%	108	11%	142	14%	423	43%						

Street Name	Direction	15th	50th	Average	85th	95th	ADT
SW 116th Ave	Summary	15	20	19	24	26	994

# SPEED

SW 116th Ave Bet. SW 51st Ct & SW 52nd St

Day: Tuesday  
Date: 5/16/2023

City: Cooper City  
Project #: FL23\_140259\_006n

## North Bound

Time	< 15	15 - 19	20 - 24	25 - 29	30 - 34	35 - 39	40 - 44	45 - 49	50 - 54	55 - 59	60 - 64	65 - 69	70 +	Total
00:00 AM	0	1	0	0	0	0	0	0	0	0	0	0	0	1
01:00	0	0	0	1	0	0	0	0	0	0	0	0	0	1
02:00	0	0	1	0	0	0	0	0	0	0	0	0	0	1
03:00	1	0	0	0	0	0	0	0	0	0	0	0	0	1
04:00	0	0	1	0	0	0	0	0	0	0	0	0	0	1
05:00	0	0	3	0	0	0	0	0	0	0	0	0	0	3
06:00	1	4	6	1	0	0	0	0	0	0	0	0	0	12
07:00	30	91	51	1	0	0	0	0	0	0	0	0	0	173
08:00	2	14	13	3	1	0	0	0	0	0	0	0	0	33
09:00	0	6	5	1	0	0	0	0	0	0	0	0	0	12
10:00	3	6	8	0	0	0	0	0	0	0	0	0	0	17
11:00	2	7	7	1	0	0	0	0	0	0	0	0	0	17
12:00 PM	1	8	5	2	0	0	0	0	0	0	0	0	0	16
13:00	17	22	22	4	0	0	0	0	0	0	0	0	0	65
14:00	25	11	5	2	0	0	0	0	0	0	0	0	0	43
15:00	2	7	17	4	0	0	0	0	0	0	0	0	0	30
16:00	2	12	12	4	0	0	0	0	0	0	0	0	0	30
17:00	0	5	20	3	0	0	0	0	0	0	0	0	0	28
18:00	0	8	17	1	0	0	0	0	0	0	0	0	0	26
19:00	2	4	6	2	0	0	0	0	0	0	0	0	0	14
20:00	1	0	3	0	0	0	0	0	0	0	0	0	0	4
21:00	0	2	1	1	0	0	0	0	0	0	0	0	0	4
22:00	0	2	1	0	0	0	0	0	0	0	0	0	0	3
23:00	0	2	0	0	0	0	0	0	0	0	0	0	0	2
<b>Totals</b>	<b>89</b>	<b>212</b>	<b>204</b>	<b>31</b>	<b>1</b>									<b>537</b>
<b>% of Totals</b>	<b>17%</b>	<b>39%</b>	<b>38%</b>	<b>6%</b>	<b>0%</b>									<b>100%</b>

<b>AM Volumes</b>	39	129	95	8	1	0	0	0	0	0	0	0	0	272
<b>% AM</b>	7%	24%	18%	1%	0%									51%
<b>AM Peak Hour</b>	07:00	07:00	07:00	08:00	08:00									07:00
<b>Volume</b>	30	91	51	3	1									173
<b>PM Volumes</b>	50	83	109	23	0	0	0	0	0	0	0	0	0	265
<b>% PM</b>	9%	15%	20%	4%										49%
<b>PM Peak Hour</b>	14:00	13:00	13:00	13:00										13:00
<b>Volume</b>	25	22	22	4										65

Directional Peak Periods All Speeds	AM 7-9		NOON 12-2		PM 4-6		Off Peak Volumes	
	Volume	%	Volume	%	Volume	%	Volume	%
	206	↔ 38%	81	↔ 15%	58	↔ 11%	192	↔ 36%

Street Name	Direction	Percentiles					
		15th	50th	Average	85th	95th	ADT
SW 116th Ave	North Bound	14	19	19	24	26	537
SW 116th Ave	South Bound	16	20	20	24	27	457



# SPEED

SW 116th Ave Bet. SW 51st Ct & SW 52nd St

Day: Tuesday  
Date: 5/16/2023

City: Cooper City  
Project #: FL23\_140259\_006s

## South Bound

Time	< 15	15 - 19	20 - 24	25 - 29	30 - 34	35 - 39	40 - 44	45 - 49	50 - 54	55 - 59	60 - 64	65 - 69	70 +	Total
00:00 AM	0	0	2	0	0	0	0	0	0	0	0	0	0	2
01:00	0	0	0	0	0	0	0	0	0	0	0	0	0	0
02:00	0	0	1	0	0	0	0	0	0	0	0	0	0	1
03:00	1	0	0	0	0	0	0	0	0	0	0	0	0	1
04:00	0	1	1	0	0	0	0	0	0	0	0	0	0	2
05:00	0	3	0	0	0	0	0	0	0	0	0	0	0	3
06:00	0	3	4	0	0	0	0	0	0	0	0	0	0	7
07:00	5	39	29	2	0	0	0	0	0	0	0	0	0	75
08:00	2	18	19	1	0	0	0	0	0	0	0	0	0	40
09:00	1	7	8	2	0	0	0	0	0	0	0	0	0	18
10:00	0	1	4	0	0	0	0	0	0	0	0	0	0	5
11:00	3	6	7	2	0	0	0	0	0	0	0	0	0	18
12:00 PM	0	7	6	0	0	0	0	0	0	0	0	0	0	13
13:00	0	6	8	0	0	0	0	0	0	0	0	0	0	14
14:00	21	35	20	6	0	0	0	0	0	0	0	0	0	82
15:00	0	7	17	6	1	0	0	0	0	0	0	0	0	31
16:00	1	7	22	5	1	0	0	0	0	0	0	0	0	36
17:00	6	10	26	6	0	0	0	0	0	0	0	0	0	48
18:00	0	4	8	3	0	0	0	0	0	0	0	0	0	15
19:00	1	5	9	1	0	0	0	0	0	0	0	0	0	16
20:00	2	5	5	0	0	0	0	0	0	0	0	0	0	12
21:00	0	7	6	0	0	0	0	0	0	0	0	0	0	13
22:00	0	2	1	0	0	0	0	0	0	0	0	0	0	3
23:00	0	2	0	0	0	0	0	0	0	0	0	0	0	2
<b>Totals</b>	<b>43</b>	<b>175</b>	<b>203</b>	<b>34</b>	<b>2</b>									<b>457</b>
<b>% of Totals</b>	<b>9%</b>	<b>38%</b>	<b>44%</b>	<b>7%</b>	<b>0%</b>									<b>100%</b>

<b>AM Volumes</b>	12	78	75	7	0	0	0	0	0	0	0	0	0	172
<b>% AM</b>	3%	17%	16%	2%										38%
<b>AM Peak Hour</b>	07:00	07:00	07:00	07:00										07:00
<b>Volume</b>	5	39	29	2										75
<b>PM Volumes</b>	31	97	128	27	2	0	0	0	0	0	0	0	0	285
<b>% PM</b>	7%	21%	28%	6%	0%									62%
<b>PM Peak Hour</b>	14:00	14:00	17:00	14:00	15:00									14:00
<b>Volume</b>	21	35	26	6	1									82

Directional Peak Periods All Speeds	AM 7-9		NOON 12-2		PM 4-6		Off Peak Volumes	
	Volume	%	Volume	%	Volume	%	Volume	%
	115	↔ 25%	27	↔ 6%	84	↔ 18%	231	↔ 51%

Street Name	Direction	Percentiles					ADT
		15th	50th	Average	85th	95th	
SW 116th Ave	North Bound	14	19	19	24	26	537
SW 116th Ave	South Bound	16	20	20	24	27	457

# SPEED

SW 116th Ave Bet. SW 51st Ct & SW 52nd St

Day: Tuesday  
Date: 5/16/2023

City: Cooper City  
Project #: FL23\_140259\_006

## Summary

Time	< 15	15 - 19	20 - 24	25 - 29	30 - 34	35 - 39	40 - 44	45 - 49	50 - 54	55 - 59	60 - 64	65 - 69	70 +	Total
00:00 AM	0	1	2	0	0	0	0	0	0	0	0	0	0	3
01:00	0	0	0	1	0	0	0	0	0	0	0	0	0	1
02:00	0	0	2	0	0	0	0	0	0	0	0	0	0	2
03:00	2	0	0	0	0	0	0	0	0	0	0	0	0	2
04:00	0	1	2	0	0	0	0	0	0	0	0	0	0	3
05:00	0	3	3	0	0	0	0	0	0	0	0	0	0	6
06:00	1	7	10	1	0	0	0	0	0	0	0	0	0	19
07:00	35	130	80	3	0	0	0	0	0	0	0	0	0	248
08:00	4	32	32	4	1	0	0	0	0	0	0	0	0	73
09:00	1	13	13	3	0	0	0	0	0	0	0	0	0	30
10:00	3	7	12	0	0	0	0	0	0	0	0	0	0	22
11:00	5	13	14	3	0	0	0	0	0	0	0	0	0	35
12:00 PM	1	15	11	2	0	0	0	0	0	0	0	0	0	29
13:00	17	28	30	4	0	0	0	0	0	0	0	0	0	79
14:00	46	46	25	8	0	0	0	0	0	0	0	0	0	125
15:00	2	14	34	10	1	0	0	0	0	0	0	0	0	61
16:00	3	19	34	9	1	0	0	0	0	0	0	0	0	66
17:00	6	15	46	9	0	0	0	0	0	0	0	0	0	76
18:00	0	12	25	4	0	0	0	0	0	0	0	0	0	41
19:00	3	9	15	3	0	0	0	0	0	0	0	0	0	30
20:00	3	5	8	0	0	0	0	0	0	0	0	0	0	16
21:00	0	9	7	1	0	0	0	0	0	0	0	0	0	17
22:00	0	4	2	0	0	0	0	0	0	0	0	0	0	6
23:00	0	4	0	0	0	0	0	0	0	0	0	0	0	4
<b>Totals</b>	<b>132</b>	<b>387</b>	<b>407</b>	<b>65</b>	<b>3</b>									<b>994</b>
<b>% of Totals</b>	<b>13%</b>	<b>39%</b>	<b>41%</b>	<b>7%</b>	<b>0%</b>									<b>100%</b>

<b>AM Volumes</b>	51	207	170	15	1	0	0	0	0	0	0	0	0	444
<b>% AM</b>	5%	21%	17%	2%	0%									45%
<b>AM Peak Hour</b>	07:00	07:00	07:00	08:00	08:00									07:00
<b>Volume</b>	35	130	80	4	1									248
<b>PM Volumes</b>	81	180	237	50	2	0	0	0	0	0	0	0	0	550
<b>% PM</b>	8%	18%	24%	5%	0%									55%
<b>PM Peak Hour</b>	14:00	14:00	17:00	15:00	15:00									14:00
<b>Volume</b>	46	46	46	10	1									125

Directional Peak Periods All Speeds	AM 7-9		NOON 12-2		PM 4-6		Off Peak Volumes	
	Volume	%	Volume	%	Volume	%	Volume	%
	321	↔ 32%	108	↔ 11%	142	↔ 14%	423	↔ 43%

Street Name	Direction	Percentiles					ADT
		15th	50th	Average	85th	95th	
SW 116th Ave	Summary	15	20	19	24	26	994

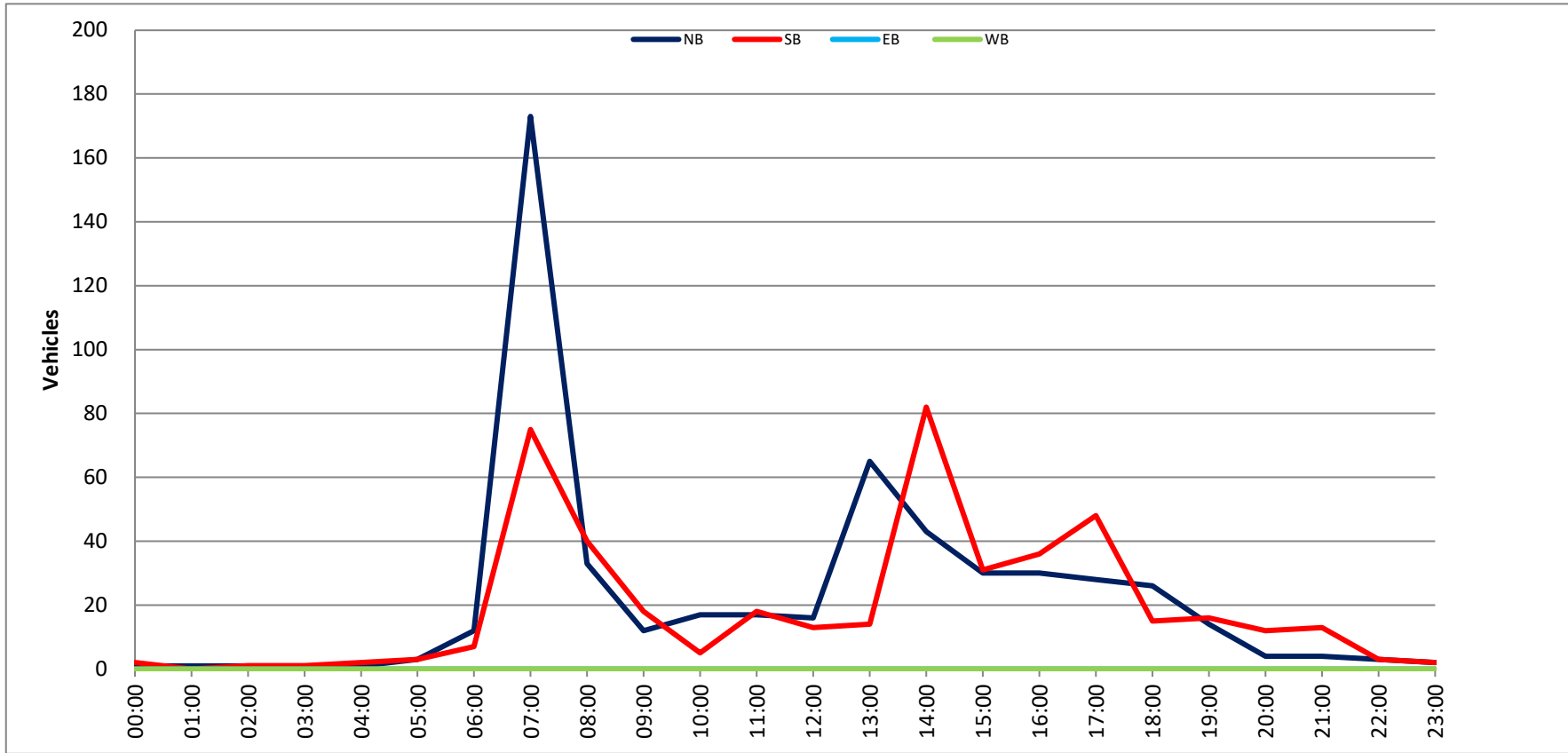
**VOLUME**

SW 116th Ave Bet. SW 51st Ct & SW 52nd St

Day: Tuesday  
Date: 5/16/2023

City: Cooper City  
Project #: FL23\_140259\_006

DAILY TOTALS												Total	
				NB	SB					EB	WB		
				537	457					0	0	994	
AM Period	NB	SB	EB	WB	TOTAL	PM Period	NB	SB	EB	WB	TOTAL		
00:00	0	2	0	0	2	12:00	3	4	0	0	7		
00:15	1	0	0	0	1	12:15	2	2	0	0	4		
00:30	0	0	0	0	0	12:30	6	3	0	0	9		
00:45	0	1	0	0	3	12:45	5	16	4	13	9	29	
01:00	0	0	0	0	0	13:00	5	6	0	0	11		
01:15	0	0	0	0	0	13:15	9	2	0	0	11		
01:30	0	0	0	0	0	13:30	24	2	0	0	26		
01:45	1	1	0	0	1	13:45	27	65	4	14	31	79	
02:00	0	0	0	0	0	14:00	26	43	0	0	69		
02:15	0	1	0	0	1	14:15	8	24	0	0	32		
02:30	0	0	0	0	0	14:30	5	7	0	0	12		
02:45	1	1	0	0	1	14:45	4	43	8	82	12	125	
03:00	0	0	0	0	0	15:00	6	11	0	0	17		
03:15	0	0	0	0	0	15:15	4	6	0	0	10		
03:30	0	1	0	0	1	15:30	13	5	0	0	18		
03:45	1	1	0	0	2	15:45	7	30	9	31	16	61	
04:00	0	0	0	0	0	16:00	7	8	0	0	15		
04:15	0	0	0	0	0	16:15	9	7	0	0	16		
04:30	0	1	0	0	1	16:30	8	9	0	0	17		
04:45	1	1	0	0	2	16:45	6	30	12	36	18	66	
05:00	0	0	0	0	0	17:00	6	17	0	0	23		
05:15	0	1	0	0	1	17:15	6	13	0	0	19		
05:30	2	1	0	0	3	17:30	10	10	0	0	20		
05:45	1	3	1	0	6	17:45	6	28	8	48	14	76	
06:00	1	1	0	0	2	18:00	6	4	0	0	10		
06:15	2	1	0	0	3	18:15	5	7	0	0	12		
06:30	3	4	0	0	7	18:30	11	1	0	0	12		
06:45	6	12	1	0	19	18:45	4	26	3	15	7	41	
07:00	9	3	0	0	12	19:00	3	4	0	0	7		
07:15	25	3	0	0	28	19:15	3	5	0	0	8		
07:30	63	37	0	0	100	19:30	8	1	0	0	9		
07:45	76	173	32	0	108	19:45	0	14	6	16	6	30	
08:00	15	28	0	0	43	20:00	1	1	0	0	2		
08:15	6	6	0	0	12	20:15	1	4	0	0	5		
08:30	7	4	0	0	11	20:30	0	6	0	0	6		
08:45	5	33	2	0	7	20:45	2	4	1	12	3	16	
09:00	1	3	0	0	4	21:00	0	4	0	0	4		
09:15	4	3	0	0	7	21:15	2	2	0	0	4		
09:30	3	4	0	0	7	21:30	1	6	0	0	7		
09:45	4	12	8	0	12	21:45	1	4	1	13	2	17	
10:00	4	0	0	0	4	22:00	0	0	0	0	0		
10:15	7	1	0	0	8	22:15	0	1	0	0	1		
10:30	2	3	0	0	5	22:30	3	2	0	0	5		
10:45	4	17	1	0	22	22:45	0	3	0	3	6		
11:00	4	4	0	0	8	23:00	2	1	0	0	3		
11:15	4	5	0	0	9	23:15	0	0	0	0	0		
11:30	5	5	0	0	10	23:30	0	0	0	0	0		
11:45	4	17	4	0	35	23:45	0	2	1	2	1	4	
<b>TOTALS</b>	<b>272</b>	<b>172</b>	<b>0</b>	<b>0</b>	<b>444</b>	<b>TOTALS</b>	<b>265</b>	<b>285</b>	<b>0</b>	<b>0</b>	<b>550</b>		
<b>SPLIT %</b>	<b>61.3%</b>	<b>38.7%</b>	<b>0%</b>	<b>0%</b>	<b>44.7%</b>	<b>SPLIT %</b>	<b>48.2%</b>	<b>51.8%</b>	<b>0%</b>	<b>0%</b>	<b>55.3%</b>		
DAILY TOTALS												Total	
				NB	SB					EB	WB		
				537	457					0	0	994	
AM Peak Hour	07:15	07:30	07:15	07:15	07:15	PM Peak Hour	13:15	14:00	13:15	14:00	13:30		
AM Pk Volume	179	103	279	279	0.646	PM Pk Volume	86	82	86	82	158		
Pk Hr Factor	0.589	0.696	0.646	0.646	0.646	Pk Hr Factor	0.796	0.477	0.796	0.477	0.572		
7 - 9 Volume	206	115	0	0	321	4 - 6 Volume	58	84	0	0	142		
7 - 9 Peak Hour	07:15	07:30	07:15	07:15	07:15	4 - 6 Peak Hour	16:00	16:45	16:00	16:45	16:45		
7 - 9 Pk Volume	179	103	279	279	0.646	4 - 6 Pk Volume	30	52	0	0	80		
Pk Hr Factor	0.589	0.696	0.646	0.646	0.646	Pk Hr Factor	0.833	0.765	0.833	0.765	0.870		



Time	< 15	15 - 19	20 - 24	25 - 29	30 - 34	35 - 39	40 - 44	45 - 49	50 - 54	55 - 59	60 - 64	65 - 69	70 +	Total
00:00 AM	0	0	0	0	0	0	0	0	0	0	0	0	0	0
00:15	0	0	0	0	0	0	0	0	0	0	0	0	0	0
00:30	0	0	0	0	0	0	0	0	0	0	0	0	0	0
00:45	0	0	0	0	0	0	0	0	0	0	0	0	0	0
01:00	0	0	0	0	0	0	0	0	0	0	0	0	0	0
01:15	0	0	0	0	0	0	0	0	0	0	0	0	0	0
01:30	0	0	0	0	0	0	0	0	0	0	0	0	0	0
01:45	0	0	0	0	0	0	0	0	0	0	0	0	0	0
02:00	0	0	0	0	0	0	0	0	0	0	0	0	0	0
02:15	0	0	0	0	0	0	0	0	0	0	0	0	0	0
02:30	0	0	0	0	0	0	0	0	0	0	0	0	0	0
02:45	0	0	1	0	0	0	0	0	0	0	0	0	0	1
03:00	0	0	0	0	0	0	0	0	0	0	0	0	0	0
03:15	0	0	0	0	0	0	0	0	0	0	0	0	0	0
03:30	0	0	0	0	0	0	0	0	0	0	0	0	0	0
03:45	0	0	0	0	0	0	0	0	0	0	0	0	0	0
04:00	1	0	0	0	0	0	0	0	0	0	0	0	0	1
04:15	0	0	0	0	0	0	0	0	0	0	0	0	0	0
04:30	0	0	0	0	0	0	0	0	0	0	0	0	0	0
04:45	0	0	0	0	0	0	0	0	0	0	0	0	0	0
05:00	0	0	0	0	0	0	0	0	0	0	0	0	0	0
05:15	0	0	0	0	0	0	0	0	0	0	0	0	0	0
05:30	0	2	1	0	0	0	0	0	0	0	0	0	0	3
05:45	0	1	1	0	0	0	0	0	0	0	0	0	0	2
06:00	1	2	1	0	0	0	0	0	0	0	0	0	0	4
06:15	0	0	0	0	0	0	0	0	0	0	0	0	0	0
06:30	0	0	0	0	0	0	0	0	0	0	0	0	0	0
06:45	0	2	8	0	0	0	0	0	0	0	0	0	0	10
07:00	0	8	1	0	0	0	0	0	0	0	0	0	0	9
07:15	2	17	6	0	0	0	0	0	0	0	0	0	0	25
07:30	4	39	11	1	0	0	0	0	0	0	0	0	0	55
07:45	9	46	23	2	0	0	0	0	0	0	0	0	0	78
08:00	1	5	3	2	0	0	0	0	0	0	0	0	0	11
08:15	0	2	4	0	0	0	0	0	0	0	0	0	0	6
08:30	1	4	2	0	0	0	0	0	0	0	0	0	0	7
08:45	0	3	2	0	0	0	0	0	0	0	0	0	0	5
09:00	2	2	1	0	0	0	0	0	0	0	0	0	0	5
09:15	2	4	1	0	0	0	0	0	0	0	0	0	0	7
09:30	2	2	0	0	0	0	0	0	0	0	0	0	0	4
09:45	0	2	0	0	0	0	0	0	0	0	0	0	0	2
10:00	0	1	1	0	0	0	0	0	0	0	0	0	0	2
10:15	0	1	1	0	0	0	0	0	0	0	0	0	0	2
10:30	1	2	4	0	0	0	0	0	0	0	0	0	0	7
10:45	0	0	0	0	0	0	0	0	0	0	0	0	0	0
11:00	0	1	1	1	0	0	0	0	0	0	0	0	0	3
11:15	0	2	3	0	0	0	0	0	0	0	0	0	0	5
11:30	0	5	0	0	0	0	0	0	0	0	0	0	0	5
11:45	0	1	1	0	0	0	0	0	0	0	0	0	0	2
12:00 PM	0	3	1	1	0	0	0	0	0	0	0	0	0	5
12:15	1	0	3	0	0	0	0	0	0	0	0	0	0	4
12:30	1	1	0	0	0	0	0	0	0	0	0	0	0	2
12:45	0	2	3	1	0	0	0	0	0	0	0	0	0	6
13:00	1	1	2	1	0	0	0	0	0	0	0	0	0	5
13:15	2	6	3	0	0	0	0	0	0	0	0	0	0	11
13:30	4	11	7	0	0	0	0	0	0	0	0	0	0	22
13:45	5	17	7	0	0	0	0	0	0	0	0	0	0	29
14:00	12	3	4	2	0	0	0	0	0	0	0	0	0	21
14:15	1	5	2	1	2	0	0	0	0	0	0	0	0	11
14:30	0	3	4	0	0	0	0	0	0	0	0	0	0	7
14:45	2	1	3	0	0	0	0	0	0	0	0	0	0	6
15:00	2	3	3	0	0	0	0	0	0	0	0	0	0	8
15:15	1	4	2	1	0	0	0	0	0	0	0	0	0	8
15:30	0	5	1	0	0	0	0	0	0	0	0	0	0	6
15:45	0	6	5	0	0	0	0	0	0	0	0	0	0	11
16:00	0	6	2	0	0	0	0	0	0	0	0	0	0	8
16:15	0	3	4	0	0	0	0	0	0	0	0	0	0	7
16:30	2	3	3	0	0	0	0	0	0	0	0	0	0	8
16:45	0	4	4	0	0	0	0	0	0	0	0	0	0	8
17:00	0	1	2	0	0	0	0	0	0	0	0	0	0	3
17:15	0	3	5	1	0	0	0	0	0	0	0	0	0	9
17:30	0	2	2	1	0	0	0	0	0	0	0	0	0	4
17:45	0	0	2	0	0	0	0	0	0	0	0	0	0	2
18:00	0	0	2	1	0	0	0	0	0	0	0	0	0	3
18:15	1	2	3	0	0	0	0	0	0	0	0	0	0	6
18:30	0	2	1	0	0	0	0	0	0	0	0	0	0	3
18:45	2	2	4	0	0	0	0	0	0	0	0	0	0	8
19:00	0	1	0	0	0	0	0	0	0	0	0	0	0	1
19:15	1	0	1	0	0	0	0	0	0	0	0	0	0	2
19:30	0	2	2	0	0	0	0	0	0	0	0	0	0	4
19:45	1	0	3	0	0	0	0	0	0	0	0	0	0	4
20:00	0	1	2	0	0	0	0	0	0	0	0	0	0	3
20:15	0	3	0	1	0	0	0	0	0	0	0	0	0	4
20:30	0	2	3	1	0	0	0	0	0	0	0	0	0	3
20:45	0	2	1	0	0	0	0	0	0	0	0	0	0	3
21:00	0	1	0	0	0	0	0	0	0	0	0	0	0	1
21:15	0	0	2	0	0	0	0	0	0	0	0	0	0	2
21:30	0	1	0	0	0	0	0	0	0	0	0	0	0	1
21:45	1	1	0	0	0	0	0	0	0	0	0	0	0	2
22:00	0	0	1	0	0	0	0	0	0	0	0	0	0	1
22:15	0	0	1	0	0	0	0	0	0	0	0	0	0	1
22:30	0	0	0	0	0	0	0	0	0	0	0	0	0	0
22:45	0	0	0	0	0	0	0	0	0	0	0	0	0	0
23:00	0	0	1	0	0	0	0	0	0	0	0	0	0	1
23:15	0	0	0	0	0	0	0	0	0	0	0	0	0	0
23:30	0	0	1	0	0	0	0	0	0	0	0	0	0	1
23:45	0	0	0	0	0	0	0	0	0	0	0	0	0	0
Totals	66	267	178	17	2									530
% of Totals	12%	50%	34%	3%	0%									100%

Directional Peak Periods	Volume	%	Volume	%	Volume	%	Volume	%
All Classes	196	37%	84	16%	49	9%	201	38%

Street Name	Direction	Percentiles					ADT
		15th	50th	Average	85th	95th	
SW 116th Ave	North Bound	15	19	19	23	25	530
SW 116th Ave	South Bound	16	20	20	24	27	467

South Bound

Time	< 15	15 - 19	20 - 24	25 - 29	30 - 34	35 - 39	40 - 44	45 - 49	50 - 54	55 - 59	60 - 64	65 - 69	70 +	Total
00:00 AM	0	0	0	0	0	0	0	0	0	0	0	0	0	0
00:15	0	0	0	0	0	0	0	0	0	0	0	0	0	0
00:30	0	0	0	0	0	0	0	0	0	0	0	0	0	0
00:45	0	0	0	0	0	0	0	0	0	0	0	0	0	0
01:00	1	1	0	0	0	0	0	0	0	0	0	0	0	2
01:15	0	0	0	0	0	0	0	0	0	0	0	0	0	0
01:30	0	0	0	0	0	0	0	0	0	0	0	0	0	0
01:45	0	0	0	0	0	0	0	0	0	0	0	0	0	0
02:00	0	0	0	0	0	0	0	0	0	0	0	0	0	0
02:15	0	0	0	0	0	0	0	0	0	0	0	0	0	0
02:30	0	0	0	0	0	0	0	0	0	0	0	0	0	0
02:45	0	0	0	0	0	0	0	0	0	0	0	0	0	0
03:00	0	0	0	0	0	0	0	0	0	0	0	0	0	0
03:15	0	0	0	0	0	0	0	0	0	0	0	0	0	0
03:30	1	0	0	0	0	0	0	0	0	0	0	0	0	1
03:45	1	0	0	0	0	0	0	0	0	0	0	0	0	1
04:00	0	0	0	0	0	0	0	0	0	0	0	0	0	0
04:15	0	0	0	0	0	0	0	0	0	0	0	0	0	0
04:30	0	0	0	0	0	0	0	0	0	0	0	0	0	0
04:45	0	0	0	0	0	0	0	0	0	0	0	0	0	0
05:00	0	0	0	0	0	0	0	0	0	0	0	0	0	0
05:15	0	1	0	0	0	0	0	0	0	0	0	0	0	1
05:30	0	3	0	0	0	0	0	0	0	0	0	0	0	3
05:45	0	1	1	0	0	0	0	0	0	0	0	0	0	2
06:00	0	1	2	0	0	0	0	0	0	0	0	0	0	3
06:15	0	2	0	0	0	0	0	0	0	0	0	0	0	2
06:30	0	2	0	0	0	0	0	0	0	0	0	0	0	2
06:45	0	1	1	0	0	0	0	0	0	0	0	0	0	2
07:00	0	0	2	0	0	0	0	0	0	0	0	0	0	2
07:15	0	2	1	0	0	0	0	0	0	0	0	0	0	3
07:30	9	12	8	0	0	0	0	0	0	0	0	0	0	29
07:45	5	25	17	2	0	0	0	0	0	0	0	0	0	49
08:00	0	3	11	2	0	0	0	0	0	0	0	0	0	16
08:15	0	1	2	0	0	0	0	0	0	0	0	0	0	3
08:30	0	0	3	1	0	0	0	0	0	0	0	0	0	4
08:45	0	2	2	1	0	0	0	0	0	0	0	0	0	5
09:00	0	0	0	0	0	0	0	0	0	0	0	0	0	0
09:15	1	2	0	0	0	0	0	0	0	0	0	0	0	3
09:30	1	1	1	0	0	0	0	0	0	0	0	0	0	3
09:45	0	2	4	0	0	0	0	0	0	0	0	0	0	6
10:00	0	1	1	0	0	0	0	0	0	0	0	0	0	2
10:15	0	3	1	0	0	0	0	0	0	0	0	0	0	4
10:30	1	3	0	0	0	0	0	0	0	0	0	0	0	4
10:45	0	1	4	0	0	0	0	0	0	0	0	0	0	5
11:00	0	4	3	0	0	0	0	0	0	0	0	0	0	7
11:15	1	0	6	0	0	0	0	0	0	0	0	0	0	7
11:30	0	0	1	0	0	0	0	0	0	0	0	0	0	1
11:45	0	2	2	0	0	0	0	0	0	0	0	0	0	4
12:00 PM	0	0	4	0	0	0	0	0	0	0	0	0	0	4
12:15	0	0	2	0	0	0	0	0	0	0	0	0	0	2
12:30	0	2	0	0	0	0	0	0	0	0	0	0	0	2
12:45	0	2	3	1	0	0	0	0	0	0	0	0	0	6
13:00	0	0	1	1	0	0	0	0	0	0	0	0	0	2
13:15	0	0	3	2	0	0	0	0	0	0	0	0	0	5
13:30	1	1	2	0	0	0	0	0	0	0	0	0	0	4
13:45	1	2	2	1	0	0	0	0	0	0	0	0	0	6
14:00	7	31	7	1	0	0	0	0	0	0	0	0	0	46
14:15	1	9	6	0	1	0	0	0	0	0	0	0	0	17
14:30	0	0	2	0	0	0	0	0	0	0	0	0	0	2
14:45	0	3	4	1	0	0	0	0	0	0	0	0	0	8
15:00	1	6	5	0	0	0	0	0	0	0	0	0	0	12
15:15	1	3	4	1	0	0	0	0	0	0	0	0	0	9
15:30	0	5	2	0	0	0	0	0	0	0	0	0	0	7
15:45	0	2	5	0	0	0	0	0	0	0	0	0	0	7
16:00	0	5	4	0	1	0	0	0	0	0	0	0	0	10
16:15	0	3	7	2	0	0	0	0	0	0	0	0	0	12
16:30	1	1	9	0	1	0	0	0	0	0	0	0	0	12
16:45	1	0	3	1	0	0	0	0	0	0	0	0	0	5
17:00	2	3	6	3	0	0	0	0	0	0	0	0	0	14
17:15	1	0	10	4	1	0	0	0	0	0	0	0	0	16
17:30	1	4	4	3	0	0	0	0	0	0	0	0	0	12
17:45	0	0	2	2	0	0	0	0	0	0	0	0	0	5
18:00	0	2	5	1	0	0	0	0	0	0	0	0	0	8
18:15	2	0	3	0	0	0	0	0	0	0	0	0	0	5
18:30	0	1	5	0	0	0	0	0	0	0	0	0	0	6
18:45	0	0	2	0	0	0	0	0	0	0	0	0	0	2
19:00	1	1	2	0	0	0	0	0	0	0	0	0	0	4
19:15	0	1	1	0	0	0	0	0	0	0	0	0	0	2
19:30	0	2	0	0	0	0	0	0	0	0	0	0	0	2
19:45	0	2	2	1	0	0	0	0	0	0	0	0	0	5
20:00	2	2	2	0	0	0	0	0	0	0	0	0	0	6
20:15	0	3	2	0	0	0	0	0	0	0	0	0	0	5
20:30	1	2	4	1	15-45	0	0	0	0	0	0	0	0	6
20:45	0	0	1	0	0	0	0	0	0	0	0	0	0	1
21:00	0	0	0	0	0	0	0	0	0	0	0	0	0	0
21:15	0	1	1	0	0	0	0	0	0	0	0	0	0	2
21:30	1	2	0	0	0	0	0	0	0	0	0	0	0	3
21:45	0	0	0	0	0	0	0	0	0	0	0	0	0	0
22:00	0	2	0	0	0	0	0	0	0	0	0	0	0	2
22:15	0	0	0	0	1	0	0	0	0	0	0	0	0	1
22:30	1	1	1	0	0	0	0	0	0	0	0	0	0	3
22:45	0	1	0	0	0	0	0	0	0	0	0	0	0	1
23:00	0	0	0	0	0	0	0	0	0	0	0	0	0	0
23:15	0	0	0	0	0	0	0	0	0	0	0	0	0	0
23:30	0	0	1	0	0	0	0	0	0	0	0	0	0	1
23:45	0	0	0	0	0	0	0	0	0	0	0	0	0	0
Totals	46	177	205	34	5									467
% of Totals	10%	38%	44%	7%	1%									100%

Directional Peak Periods	AM 7-9	NOON 12-2	PM 4-6	Off Peak Volumes
All Classes	Volume 111	Volume 31	Volume 86	Volume 239
	% 24%	% 7%	% 18%	% 51%

Street Name	Direction	15th	50th	Average	85th	95th	ADT
SW 116th Ave	North Bound	15	19	19	23	25	530
SW 116th Ave	South Bound	16	20	20	24	27	467

**SPEED**

SW 116th Ave Bet. SW 51st Ct & SW 52nd St

Day: Wednesday  
Date: 5/17/2023

City: Cooper City  
Project #: FL23\_140259\_006

**Summary**

Time	< 15	15 - 19	20 - 24	25 - 29	30 - 34	35 - 39	40 - 44	45 - 49	50 - 54	55 - 59	60 - 64	65 - 69	70 +	Total
00:00 AM	0	0	0	0	0	0	0	0	0	0	0	0	0	0
00:15	0	0	0	0	0	0	0	0	0	0	0	0	0	0
00:30	0	0	0	0	0	0	0	0	0	0	0	0	0	0
00:45	0	0	0	0	0	0	0	0	0	0	0	0	0	0
01:00	1	1	1	0	0	0	0	0	0	0	0	0	0	3
01:15	0	0	0	0	0	0	0	0	0	0	0	0	0	0
01:30	0	0	0	0	0	0	0	0	0	0	0	0	0	0
01:45	0	0	0	0	0	0	0	0	0	0	0	0	0	0
02:00	0	0	0	0	0	0	0	0	0	0	0	0	0	0
02:15	0	0	0	0	0	0	0	0	0	0	0	0	0	0
02:30	0	0	0	0	0	0	0	0	0	0	0	0	0	0
02:45	0	0	1	0	0	0	0	0	0	0	0	0	0	1
03:00	0	0	0	0	0	0	0	0	0	0	0	0	0	0
03:15	0	0	0	0	0	0	0	0	0	0	0	0	0	0
03:30	0	0	0	0	0	0	0	0	0	0	0	0	0	0
03:45	1	0	0	0	0	0	0	0	0	0	0	0	0	1
04:00	1	0	0	0	0	0	0	0	0	0	0	0	0	1
04:15	0	0	0	0	0	0	0	0	0	0	0	0	0	0
04:30	0	0	0	0	0	0	0	0	0	0	0	0	0	0
04:45	0	0	0	0	0	0	0	0	0	0	0	0	0	0
05:00	0	0	0	0	0	0	0	0	0	0	0	0	0	0
05:15	0	1	0	0	0	0	0	0	0	0	0	0	0	1
05:30	0	5	1	0	0	0	0	0	0	0	0	0	0	6
05:45	0	2	2	0	0	0	0	0	0	0	0	0	0	4
06:00	1	3	3	0	0	0	0	0	0	0	0	0	0	7
06:15	0	2	0	0	0	0	0	0	0	0	0	0	0	2
06:30	0	2	2	0	0	0	0	0	0	0	0	0	0	4
06:45	0	3	9	0	0	0	0	0	0	0	0	0	0	12
07:00	0	8	3	0	0	0	0	0	0	0	0	0	0	11
07:15	2	19	7	0	0	0	0	0	0	0	0	0	0	28
07:30	13	51	19	1	0	0	0	0	0	0	0	0	0	84
07:45	14	71	38	4	0	0	0	0	0	0	0	0	0	127
08:00	1	8	14	4	0	0	0	0	0	0	0	0	0	27
08:15	0	3	0	0	0	0	0	0	0	0	0	0	0	3
08:30	1	4	5	1	0	0	0	0	0	0	0	0	0	11
08:45	0	5	4	1	0	0	0	0	0	0	0	0	0	10
09:00	2	2	1	0	0	0	0	0	0	0	0	0	0	5
09:15	3	6	1	0	0	0	0	0	0	0	0	0	0	10
09:30	3	3	1	0	0	0	0	0	0	0	0	0	0	7
09:45	0	4	4	0	0	0	0	0	0	0	0	0	0	8
10:00	0	2	2	0	0	0	0	0	0	0	0	0	0	4
10:15	0	4	2	0	0	0	0	0	0	0	0	0	0	6
10:30	2	5	4	0	0	0	0	0	0	0	0	0	0	11
10:45	0	1	6	0	0	0	0	0	0	0	0	0	0	7
11:00	0	5	4	1	0	0	0	0	0	0	0	0	0	10
11:15	1	2	9	0	0	0	0	0	0	0	0	0	0	12
11:30	0	5	1	0	0	0	0	0	0	0	0	0	0	6
11:45	0	3	3	0	0	0	0	0	0	0	0	0	0	6
12:00 PM	0	3	5	1	0	0	0	0	0	0	0	0	0	9
12:15	1	0	5	0	0	0	0	0	0	0	0	0	0	6
12:30	1	3	0	0	0	0	0	0	0	0	0	0	0	4
12:45	0	4	6	2	0	0	0	0	0	0	0	0	0	12
13:00	1	1	3	2	0	0	0	0	0	0	0	0	0	7
13:15	2	6	6	2	0	0	0	0	0	0	0	0	0	16
13:30	5	12	9	0	0	0	0	0	0	0	0	0	0	26
13:45	6	19	9	1	0	0	0	0	0	0	0	0	0	35
14:00	19	34	11	3	0	0	0	0	0	0	0	0	0	67
14:15	2	14	8	1	3	0	0	0	0	0	0	0	0	28
14:30	0	3	6	0	0	0	0	0	0	0	0	0	0	9
14:45	2	4	7	1	0	0	0	0	0	0	0	0	0	14
15:00	3	9	8	0	0	0	0	0	0	0	0	0	0	20
15:15	2	7	6	2	0	0	0	0	0	0	0	0	0	17
15:30	0	5	6	2	0	0	0	0	0	0	0	0	0	13
15:45	0	8	10	0	0	0	0	0	0	0	0	0	0	18
16:00	0	11	6	0	1	0	0	0	0	0	0	0	0	18
16:15	0	6	11	1	2	0	0	0	0	0	0	0	0	19
16:30	3	4	12	0	1	0	0	0	0	0	0	0	0	20
16:45	1	4	7	1	0	0	0	0	0	0	0	0	0	13
17:00	2	4	8	3	0	0	0	0	0	0	0	0	0	17
17:15	1	3	15	5	1	0	0	0	0	0	0	0	0	25
17:30	1	6	5	4	0	0	0	0	0	0	0	0	0	16
17:45	0	1	4	2	0	0	0	0	0	0	0	0	0	7
18:00	0	2	7	2	0	0	0	0	0	0	0	0	0	11
18:15	3	2	6	0	0	0	0	0	0	0	0	0	0	11
18:30	0	3	6	0	0	0	0	0	0	0	0	0	0	9
18:45	2	2	6	0	0	0	0	0	0	0	0	0	0	10
19:00	1	2	2	0	0	0	0	0	0	0	0	0	0	5
19:15	1	1	2	0	0	0	0	0	0	0	0	0	0	4
19:30	0	4	2	0	0	0	0	0	0	0	0	0	0	6
19:45	1	2	5	1	0	0	0	0	0	0	0	0	0	9
20:00	2	3	4	0	0	0	0	0	0	0	0	0	0	9
20:15	0	6	2	1	0	0	0	0	0	0	0	0	0	9
20:30	1	4	5	0	0	0	0	0	0	0	0	0	0	10
20:45	0	2	2	0	0	0	0	0	0	0	0	0	0	4
21:00	0	1	0	0	0	0	0	0	0	0	0	0	0	1
21:15	0	1	3	0	0	0	0	0	0	0	0	0	0	4
21:30	1	3	0	0	0	0	0	0	0	0	0	0	0	4
21:45	1	1	6	1	0	0	0	0	0	0	0	0	0	9
22:00	0	2	1	0	0	0	0	0	0	0	0	0	0	3
22:15	0	0	1	0	1	0	0	0	0	0	0	0	0	2
22:30	1	1	1	0	0	0	0	0	0	0	0	0	0	3
22:45	0	1	0	0	0	0	0	0	0	0	0	0	0	1
23:00	0	0	1	0	0	0	0	0	0	0	0	0	0	1
23:15	0	0	0	0	0	0	0	0	0	0	0	0	0	0
23:30	0	0	2	0	0	0	0	0	0	0	0	0	0	2
23:45	0	0	0	0	0	0	0	0	0	0	0	0	0	0
<b>Totals</b>	<b>112</b>	<b>444</b>	<b>383</b>	<b>51</b>	<b>7</b>									<b>997</b>
<b>% of Totals</b>	<b>11%</b>	<b>45%</b>	<b>38%</b>	<b>5%</b>	<b>1%</b>									<b>100%</b>

<b>AM Volumes</b>	46	230	152	12	0	0	0	0	0	0	0	0	0	440
<b>% AM</b>	5%	23%	15%	1%										44%
<b>AM Peak Hour</b>	07:15	07:50	07:15	07:15										07:15
<b>Volume</b>	30	149	78	1										261
<b>PM Volumes</b>	66	214	231	39	7	0	0	0	0	0	0	0	0	557
<b>% PM</b>	7%	21%	23%	4%	1%									56%
<b>PM Peak Hour</b>	13:15	13:30	16:30	17:45	13:30									13:30
<b>Volume</b>	32	79	42	14	3									156

<b>Directional Peak Periods</b>		<b>AM 7-9</b>		<b>NOON 12-2</b>		<b>PM 4-6</b>		<b>Off Peak Volumes</b>	
<b>All Classes</b>	<b>Volume</b>	<b>%</b>	<b>Volume</b>	<b>%</b>	<b>Volume</b>	<b>%</b>	<b>Volume</b>	<b>%</b>	<b>%</b>
	307	←→ 31%	115	←→ 12%	135	←→ 14%	440	←→ 44%	

Street Name	Direction	Percentiles					
		15th	50th	Average	85th	95th	ADT
SW 116th Ave	Summary	15	19	19	24	26	997

# SPEED

SW 116th Ave Bet. SW 51st Ct & SW 52nd St

Day: Wednesday

Date: 5/17/2023

City: Cooper City

Project #: FL23\_140259\_006n

## North Bound

Time	< 15	15 - 19	20 - 24	25 - 29	30 - 34	35 - 39	40 - 44	45 - 49	50 - 54	55 - 59	60 - 64	65 - 69	70 +	Total
00:00 AM	0	0	0	0	0	0	0	0	0	0	0	0	0	0
01:00	0	0	0	0	0	0	0	0	0	0	0	0	0	0
02:00	0	0	1	0	0	0	0	0	0	0	0	0	0	1
03:00	0	0	0	0	0	0	0	0	0	0	0	0	0	0
04:00	1	0	0	0	0	0	0	0	0	0	0	0	0	1
05:00	0	3	2	0	0	0	0	0	0	0	0	0	0	5
06:00	1	4	11	0	0	0	0	0	0	0	0	0	0	16
07:00	15	110	39	3	0	0	0	0	0	0	0	0	0	167
08:00	2	14	11	2	0	0	0	0	0	0	0	0	0	29
09:00	6	10	2	0	0	0	0	0	0	0	0	0	0	18
10:00	1	4	8	0	0	0	0	0	0	0	0	0	0	13
11:00	0	9	5	1	0	0	0	0	0	0	0	0	0	15
12:00 PM	2	6	7	2	0	0	0	0	0	0	0	0	0	17
13:00	12	35	19	1	0	0	0	0	0	0	0	0	0	67
14:00	15	12	13	3	2	0	0	0	0	0	0	0	0	45
15:00	3	18	11	1	0	0	0	0	0	0	0	0	0	33
16:00	2	16	13	0	0	0	0	0	0	0	0	0	0	31
17:00	0	6	10	2	0	0	0	0	0	0	0	0	0	18
18:00	3	6	10	1	0	0	0	0	0	0	0	0	0	20
19:00	2	3	6	0	0	0	0	0	0	0	0	0	0	11
20:00	0	8	4	1	0	0	0	0	0	0	0	0	0	13
21:00	1	3	2	0	0	0	0	0	0	0	0	0	0	6
22:00	0	0	2	0	0	0	0	0	0	0	0	0	0	2
23:00	0	0	2	0	0	0	0	0	0	0	0	0	0	2
<b>Totals</b>	<b>66</b>	<b>267</b>	<b>178</b>	<b>17</b>	<b>2</b>									<b>530</b>
<b>% of Totals</b>	<b>12%</b>	<b>50%</b>	<b>34%</b>	<b>3%</b>	<b>0%</b>									<b>100%</b>

<b>AM Volumes</b>	26	154	79	6	0	0	0	0	0	0	0	0	0	265
<b>% AM</b>	5%	29%	15%	1%										50%
<b>AM Peak Hour</b>	07:00	07:00	07:00	07:00										07:00
<b>Volume</b>	15	110	39	3										167
<b>PM Volumes</b>	40	113	99	11	2	0	0	0	0	0	0	0	0	265
<b>% PM</b>	8%	21%	19%	2%	0%									50%
<b>PM Peak Hour</b>	14:00	13:00	13:00	14:00	14:00									13:00
<b>Volume</b>	15	35	19	3	2									67

Directional Peak Periods All Speeds	AM 7-9		NOON 12-2		PM 4-6		Off Peak Volumes	
	Volume	%	Volume	%	Volume	%	Volume	%
	196	↔ 37%	84	↔ 16%	49	↔ 9%	201	↔ 38%

Street Name	Direction	Percentiles					ADT
		15th	50th	Average	85th	95th	
SW 116th Ave	North Bound	15	19	19	23	25	530
SW 116th Ave	South Bound	16	20	20	24	27	467



# SPEED

SW 116th Ave Bet. SW 51st Ct & SW 52nd St

Day: Wednesday

Date: 5/17/2023

City: Cooper City

Project #: FL23\_140259\_006s

## South Bound

Time	< 15	15 - 19	20 - 24	25 - 29	30 - 34	35 - 39	40 - 44	45 - 49	50 - 54	55 - 59	60 - 64	65 - 69	70 +	Total
00:00 AM	0	0	0	0	0	0	0	0	0	0	0	0	0	0
01:00	1	1	0	0	0	0	0	0	0	0	0	0	0	2
02:00	0	0	0	0	0	0	0	0	0	0	0	0	0	0
03:00	1	0	0	0	0	0	0	0	0	0	0	0	0	1
04:00	0	0	0	0	0	0	0	0	0	0	0	0	0	0
05:00	0	5	1	0	0	0	0	0	0	0	0	0	0	6
06:00	0	6	3	0	0	0	0	0	0	0	0	0	0	9
07:00	14	39	28	2	0	0	0	0	0	0	0	0	0	83
08:00	0	6	18	4	0	0	0	0	0	0	0	0	0	28
09:00	2	5	5	0	0	0	0	0	0	0	0	0	0	12
10:00	1	8	6	0	0	0	0	0	0	0	0	0	0	15
11:00	1	6	12	0	0	0	0	0	0	0	0	0	0	19
12:00 PM	0	4	9	1	0	0	0	0	0	0	0	0	0	14
13:00	2	3	8	4	0	0	0	0	0	0	0	0	0	17
14:00	8	43	19	2	1	0	0	0	0	0	0	0	0	73
15:00	2	11	19	3	0	0	0	0	0	0	0	0	0	35
16:00	2	9	23	3	2	0	0	0	0	0	0	0	0	39
17:00	4	8	22	12	1	0	0	0	0	0	0	0	0	47
18:00	2	3	15	1	0	0	0	0	0	0	0	0	0	21
19:00	1	6	5	1	0	0	0	0	0	0	0	0	0	13
20:00	3	7	9	0	0	0	0	0	0	0	0	0	0	19
21:00	1	3	1	1	0	0	0	0	0	0	0	0	0	6
22:00	1	4	1	0	1	0	0	0	0	0	0	0	0	7
23:00	0	0	1	0	0	0	0	0	0	0	0	0	0	1
<b>Totals</b>	<b>46</b>	<b>177</b>	<b>205</b>	<b>34</b>	<b>5</b>									<b>467</b>
<b>% of Totals</b>	<b>10%</b>	<b>38%</b>	<b>44%</b>	<b>7%</b>	<b>1%</b>									<b>100%</b>

AM Volumes	20	76	73	6	0	0	0	0	0	0	0	0	0	175
% AM	4%	16%	16%	1%										37%
AM Peak Hour	07:00	07:00	07:00	08:00										07:00
Volume	14	39	28	4										83
PM Volumes	26	101	132	28	5	0	0	0	0	0	0	0	0	292
% PM	6%	22%	28%	6%	1%									63%
PM Peak Hour	14:00	14:00	16:00	17:00	16:00									14:00
Volume	8	43	23	12	2									73

Directional Peak Periods All Speeds	AM 7-9		NOON 12-2		PM 4-6		Off Peak Volumes	
	Volume	%	Volume	%	Volume	%	Volume	%
	111	↔ 24%	31	↔ 7%	86	↔ 18%	239	↔ 51%

Street Name	Direction	Percentiles					ADT
		15th	50th	Average	85th	95th	
SW 116th Ave	North Bound	15	19	19	23	25	530
SW 116th Ave	South Bound	16	20	20	24	27	467

**SPEED**

SW 116th Ave Bet. SW 51st Ct &amp; SW 52nd St

Day: Wednesday

Date: 5/17/2023

City: Cooper City

Project #: FL23\_140259\_006

**Summary**

Time	< 15	15 - 19	20 - 24	25 - 29	30 - 34	35 - 39	40 - 44	45 - 49	50 - 54	55 - 59	60 - 64	65 - 69	70 +	Total
00:00 AM	0	0	0	0	0	0	0	0	0	0	0	0	0	0
01:00	1	1	0	0	0	0	0	0	0	0	0	0	0	2
02:00	0	0	1	0	0	0	0	0	0	0	0	0	0	1
03:00	1	0	0	0	0	0	0	0	0	0	0	0	0	1
04:00	1	0	0	0	0	0	0	0	0	0	0	0	0	1
05:00	0	8	3	0	0	0	0	0	0	0	0	0	0	11
06:00	1	10	14	0	0	0	0	0	0	0	0	0	0	25
07:00	29	149	67	5	0	0	0	0	0	0	0	0	0	250
08:00	2	20	29	6	0	0	0	0	0	0	0	0	0	57
09:00	8	15	7	0	0	0	0	0	0	0	0	0	0	30
10:00	2	12	14	0	0	0	0	0	0	0	0	0	0	28
11:00	1	15	17	1	0	0	0	0	0	0	0	0	0	34
12:00 PM	2	10	16	3	0	0	0	0	0	0	0	0	0	31
13:00	14	38	27	5	0	0	0	0	0	0	0	0	0	84
14:00	23	55	32	5	3	0	0	0	0	0	0	0	0	118
15:00	5	29	30	4	0	0	0	0	0	0	0	0	0	68
16:00	4	25	36	3	2	0	0	0	0	0	0	0	0	70
17:00	4	14	32	14	1	0	0	0	0	0	0	0	0	65
18:00	5	9	25	2	0	0	0	0	0	0	0	0	0	41
19:00	3	9	11	1	0	0	0	0	0	0	0	0	0	24
20:00	3	15	13	1	0	0	0	0	0	0	0	0	0	32
21:00	2	6	3	1	0	0	0	0	0	0	0	0	0	12
22:00	1	4	3	0	1	0	0	0	0	0	0	0	0	9
23:00	0	0	3	0	0	0	0	0	0	0	0	0	0	3
<b>Totals</b>	<b>112</b>	<b>444</b>	<b>383</b>	<b>51</b>	<b>7</b>									<b>997</b>
<b>% of Totals</b>	<b>11%</b>	<b>45%</b>	<b>38%</b>	<b>5%</b>	<b>1%</b>									<b>100%</b>

<b>AM Volumes</b>	46	230	152	12	0	0	0	0	0	0	0	0	0	440
<b>% AM</b>	5%	23%	15%	1%										44%
<b>AM Peak Hour</b>	07:00	07:00	07:00	08:00										07:00
<b>Volume</b>	29	149	67	6										250
<b>PM Volumes</b>	66	214	231	39	7	0	0	0	0	0	0	0	0	557
<b>% PM</b>	7%	21%	23%	4%	1%									56%
<b>PM Peak Hour</b>	14:00	14:00	16:00	17:00	14:00									14:00
<b>Volume</b>	23	55	36	14	3									118
<b>Directional Peak Periods All Speeds</b>	<b>AM 7-9</b>		<b>NOON 12-2</b>		<b>PM 4-6</b>		<b>Off Peak Volumes</b>							
	Volume		%	Volume	%	Volume	%	Volume	%	Volume	%			
	307	↔	31%	115	↔	12%	135	↔	14%	440	↔	44%		

Street Name	Direction	Percentiles					ADT
		15th	50th	Average	85th	95th	
SW 116th Ave	Summary	15	19	19	24	26	997

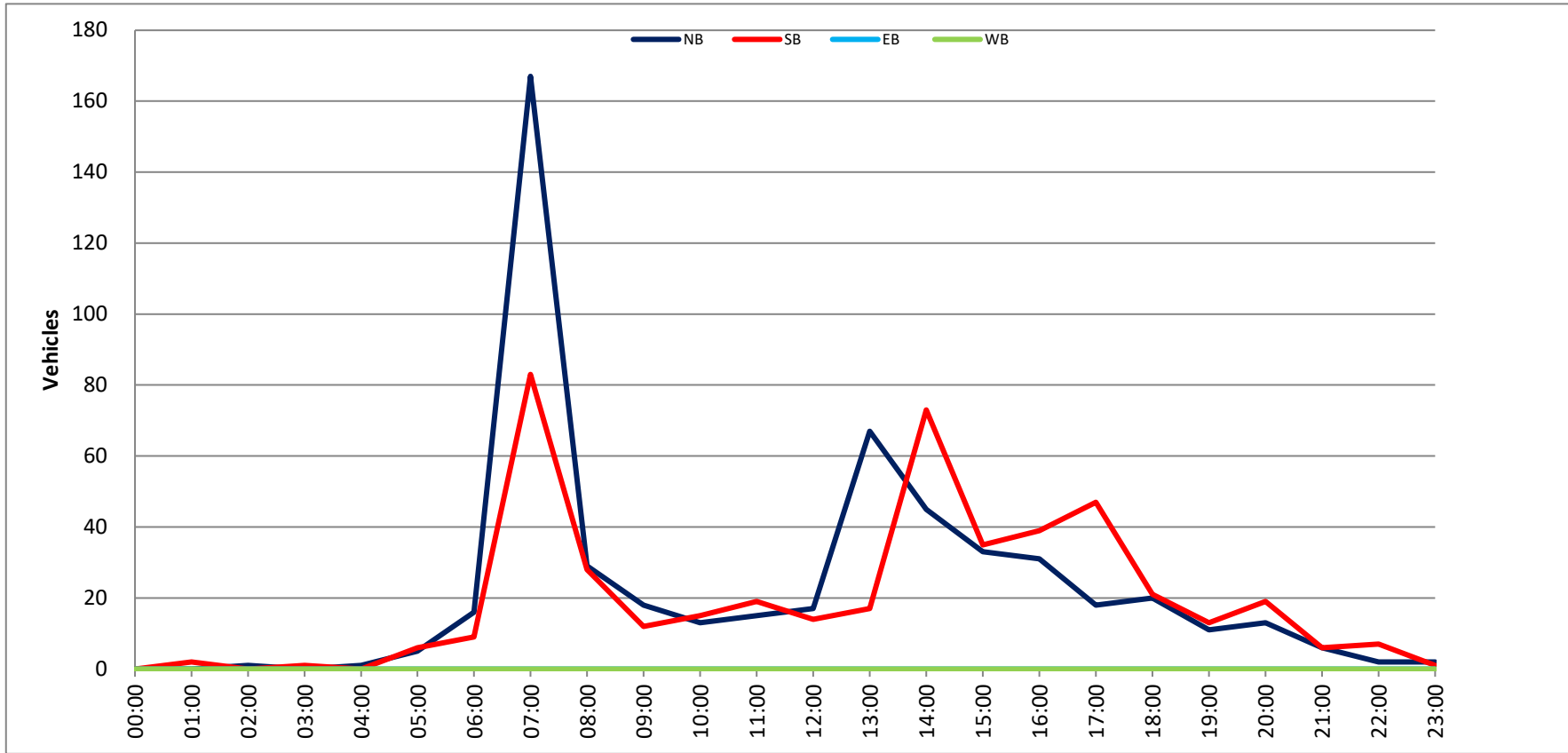
### VOLUME

SW 116th Ave Bet. SW 51st Ct & SW 52nd St

Day: Wednesday  
Date: 5/17/2023

City: Cooper City  
Project #: FL23\_140259\_006

DAILY TOTALS												Total				
AM Period	NB	SB	EB	WB	TOTAL	PM Period	NB	SB	EB	WB	TOTAL	Total				
												NB	SB	997		
												530	467	0	0	997
00:00	0	0	0	0	0	12:00	5	4	4	0	0	9				
00:15	0	0	0	0	0	12:15	4	2	2	0	0	6				
00:30	0	0	0	0	0	12:30	2	2	0	0	0	4				
00:45	0	0	0	0	0	12:45	6	17	6	14	0	12				
01:00	0	2	0	0	2	13:00	5	2	2	0	0	7				
01:15	0	0	0	0	0	13:15	11	5	5	0	0	16				
01:30	0	0	0	0	0	13:30	22	4	4	0	0	26				
01:45	0	2	0	0	2	13:45	29	67	6	17	0	35				
02:00	0	0	0	0	0	14:00	21	46	0	0	0	67				
02:15	0	0	0	0	0	14:15	11	17	0	0	0	28				
02:30	1	0	0	0	1	14:30	7	2	0	0	0	9				
02:45	1	1	0	0	1	14:45	6	45	8	73	0	14				
03:00	0	0	0	0	0	15:00	8	12	0	0	0	20				
03:15	0	0	0	0	0	15:15	8	9	0	0	0	17				
03:30	0	0	0	0	0	15:30	6	7	0	0	0	13				
03:45	0	1	1	0	1	15:45	11	33	7	35	0	18				
04:00	1	0	0	0	1	16:00	8	10	0	0	0	18				
04:15	0	0	0	0	0	16:15	7	12	0	0	0	19				
04:30	0	0	0	0	0	16:30	8	12	0	0	0	20				
04:45	0	1	0	0	1	16:45	8	31	5	39	0	13				
05:00	0	0	0	0	0	17:00	3	14	0	0	0	17				
05:15	0	1	0	0	1	17:15	9	16	0	0	0	25				
05:30	3	3	0	0	6	17:30	4	12	0	0	0	16				
05:45	2	5	2	0	11	17:45	2	18	5	47	0	7				
06:00	4	3	0	0	7	18:00	3	8	0	0	0	11				
06:15	0	2	0	0	2	18:15	6	5	0	0	0	11				
06:30	2	2	0	0	4	18:30	3	6	0	0	0	9				
06:45	10	16	2	9	12	18:45	8	20	2	21	0	10				
07:00	9	2	0	0	11	19:00	1	4	2	0	0	5				
07:15	25	3	0	0	28	19:15	2	2	0	0	0	4				
07:30	55	29	0	0	84	19:30	4	2	2	0	0	6				
07:45	78	167	49	83	127	19:45	4	11	5	13	0	9				
08:00	11	16	0	0	27	20:00	3	6	0	0	0	9				
08:15	6	3	0	0	9	20:15	4	5	0	0	0	9				
08:30	7	4	0	0	11	20:30	3	7	0	0	0	10				
08:45	5	29	5	28	10	20:45	3	13	1	19	0	4				
09:00	5	0	0	0	5	21:00	1	0	0	0	0	1				
09:15	7	3	0	0	10	21:15	2	2	0	0	0	4				
09:30	4	3	0	0	7	21:30	1	3	0	0	0	4				
09:45	2	18	6	12	8	21:45	2	6	1	6	0	3				
10:00	2	2	0	0	4	22:00	1	2	0	0	0	3				
10:15	2	4	0	0	6	22:15	1	1	0	0	0	2				
10:30	7	4	0	0	11	22:30	0	3	0	0	0	3				
10:45	2	13	5	15	7	22:45	0	2	0	7	0	9				
11:00	3	7	0	0	10	23:00	1	1	0	0	0	1				
11:15	5	7	0	0	12	23:15	0	0	0	0	0	0				
11:30	5	1	0	0	6	23:30	1	1	0	0	0	2				
11:45	2	15	4	19	6	23:45	0	2	0	1	0	3				
TOTALS	265	175	440	44.1%	TOTALS	265	292	52.4%	55.9%							
SPLIT %	60.2%	39.8%			SPLIT %	47.6%	52.4%									
<b>DAILY TOTALS</b>												<b>Total</b>				
												<b>530</b>	<b>467</b>	<b>0</b>	<b>0</b>	<b>997</b>
AM Peak Hour	07:15	07:15	07:15	07:15	07:15	PM Peak Hour	13:15	13:30	13:30	13:30	13:30					
AM Pk Volume	169	97	266	0.524	266	PM Pk Volume	83	73	0.397	0.582	156					
Pk Hr Factor	0.542	0.495	0.524		0.524	Pk Hr Factor	0.716	0.397			0.582					
7 - 9 Volume	196	111	307	0	307	4 - 6 Volume	49	86	0	0	135					
7 - 9 Peak Hour	07:15	07:15	07:15	0	07:15	4 - 6 Peak Hour	16:00	16:30	0	0	16:30					
7 - 9 Pk Volume	169	97	266	0	266	4 - 6 Pk Volume	31	47	0	0	75					
Pk Hr Factor	0.542	0.495	0.524	0.000	0.524	Pk Hr Factor	0.969	0.734	0.000	0.000	0.750					



**SPEED**

SW 116th Ave Bet. SW 51st Ct & SW 52nd St

Day: Thursday  
Date: 5/18/2023

City: Cooper City  
Project #: FL23\_140259\_006n

Time	< 15	15 - 19	20 - 24	25 - 29	30 - 34	35 - 39	40 - 44	45 - 49	50 - 54	55 - 59	60 - 64	65 - 69	70 +	Total
00:00 AM	0	0	0	0	0	0	0	0	0	0	0	0	0	0
00:15	0	0	0	0	0	0	0	0	0	0	0	0	0	0
00:30	0	0	3	0	0	0	0	0	0	0	0	0	0	3
00:45	0	0	0	0	0	0	0	0	0	0	0	0	0	0
01:00	0	0	0	0	0	0	0	0	0	0	0	0	0	0
01:15	0	0	0	0	0	0	0	0	0	0	0	0	0	0
01:30	0	0	0	0	0	0	0	0	0	0	0	0	0	0
01:45	0	0	0	0	0	0	0	0	0	0	0	0	0	0
02:00	0	0	0	0	0	0	0	0	0	0	0	0	0	0
02:15	0	0	0	0	0	0	0	0	0	0	0	0	0	0
02:30	0	0	0	0	0	0	0	0	0	0	0	0	0	0
02:45	0	0	0	0	0	0	0	0	0	0	0	0	0	0
03:00	0	0	0	0	0	0	0	0	0	0	0	0	0	0
03:15	0	1	0	0	0	0	0	0	0	0	0	0	0	1
03:30	1	0	0	0	0	0	0	0	0	0	0	0	0	0
03:45	1	0	0	0	0	0	0	0	0	0	0	0	0	0
04:00	0	0	0	0	0	0	0	0	0	0	0	0	0	0
04:15	0	0	0	0	0	0	0	0	0	0	0	0	0	0
04:30	0	0	0	0	0	0	0	0	0	0	0	0	0	0
04:45	0	0	0	0	0	0	0	0	0	0	0	0	0	0
05:00	0	1	0	0	0	0	0	0	0	0	0	0	0	1
05:15	0	0	0	0	0	0	0	0	0	0	0	0	0	0
05:30	1	0	1	0	0	0	0	0	0	0	0	0	0	2
05:45	0	2	0	0	0	0	0	0	0	0	0	0	0	2
06:00	0	0	2	0	0	0	0	0	0	0	0	0	0	2
06:15	0	0	1	0	0	0	0	0	0	0	0	0	0	1
06:30	0	1	1	0	0	0	0	0	0	0	0	0	0	2
06:45	0	2	5	0	0	0	0	0	0	0	0	0	0	7
07:00	3	4	1	0	0	0	0	0	0	0	0	0	0	8
07:15	1	16	4	0	0	0	0	0	0	0	0	0	0	21
07:30	2	46	14	0	0	0	0	0	0	0	0	0	0	62
07:45	10	42	17	2	0	0	0	0	0	0	0	0	0	71
08:00	0	1	4	5	0	0	0	0	0	0	0	0	0	10
08:15	0	3	5	0	0	0	0	0	0	0	0	0	0	8
08:30	1	4	2	0	0	0	0	0	0	0	0	0	0	7
08:45	1	0	4	0	0	0	0	0	0	0	0	0	0	5
09:00	0	1	2	0	0	0	0	0	0	0	0	0	0	3
09:15	1	3	2	0	0	0	0	0	0	0	0	0	0	6
09:30	1	2	1	0	0	0	0	0	0	0	0	0	0	4
09:45	0	1	2	0	0	0	0	0	0	0	0	0	0	3
10:00	0	0	1	0	0	0	0	0	0	0	0	0	0	1
10:15	0	2	1	1	0	0	0	0	0	0	0	0	0	4
10:30	0	0	3	0	0	0	0	0	0	0	0	0	0	3
10:45	0	1	4	0	0	0	0	0	0	0	0	0	0	6
11:00	0	1	2	0	0	0	0	0	0	0	0	0	0	3
11:15	1	0	2	0	0	0	0	0	0	0	0	0	0	3
11:30	0	3	3	0	0	0	0	0	0	0	0	0	0	6
11:45	0	4	1	0	0	0	0	0	0	0	0	0	0	5
12:00 PM	0	3	3	0	0	0	0	0	0	0	0	0	0	6
12:15	0	1	0	0	0	0	0	0	0	0	0	0	0	1
12:30	0	3	2	0	0	0	0	0	0	0	0	0	0	5
12:45	0	2	2	0	0	0	0	0	0	0	0	0	0	4
13:00	0	0	0	1	0	0	0	0	0	0	0	0	0	1
13:15	2	4	4	1	0	0	0	0	0	0	0	0	0	11
13:30	6	13	7	0	0	0	0	0	0	0	0	0	0	26
13:45	13	11	6	0	0	0	0	0	0	0	0	0	0	30
14:00	10	5	4	1	0	0	0	0	0	0	0	0	0	20
14:15	2	2	3	2	0	0	0	0	0	0	0	0	0	9
14:30	1	2	4	1	0	0	0	0	0	0	0	0	0	8
14:45	0	2	1	0	0	0	0	0	0	0	0	0	0	3
15:00	0	3	1	0	0	0	0	0	0	0	0	0	0	4
15:15	0	1	3	0	0	0	0	0	0	0	0	0	0	4
15:30	0	1	8	0	0	0	0	0	0	0	0	0	0	9
15:45	1	4	8	2	0	0	0	0	0	0	0	0	0	15
16:00	1	2	4	0	0	0	0	0	0	0	0	0	0	7
16:15	0	6	4	1	0	0	0	0	0	0	0	0	0	11
16:30	1	0	1	1	0	0	0	0	0	0	0	0	0	3
16:45	1	2	3	0	1	0	0	0	0	0	0	0	0	7
17:00	1	2	5	1	0	0	0	0	0	0	0	0	0	9
17:15	0	2	8	1	0	0	0	0	0	0	0	0	0	11
17:30	0	2	6	1	0	0	0	0	0	0	0	0	0	9
17:45	2	0	3	0	0	0	0	0	0	0	0	0	0	5
18:00	0	0	4	3	0	0	0	0	0	0	0	0	0	7
18:15	0	4	6	1	0	0	0	0	0	0	0	0	0	11
18:30	1	2	4	0	0	0	0	0	0	0	0	0	0	7
18:45	1	1	1	0	0	0	0	0	0	0	0	0	0	3
19:00	1	0	2	0	0	0	0	0	0	0	0	0	0	3
19:15	0	2	1	0	0	0	0	0	0	0	0	0	0	3
19:30	0	1	0	0	0	0	0	0	0	0	0	0	0	1
19:45	1	2	3	0	0	0	0	0	0	0	0	0	0	6
20:00	0	0	1	0	0	0	0	0	0	0	0	0	0	1
20:15	1	2	1	0	0	0	0	0	0	0	0	0	0	4
20:30	0	3	4	1	0	0	0	0	0	0	0	0	0	8
20:45	0	0	2	1	0	0	0	0	0	0	0	0	0	3
21:00	0	0	0	0	0	0	0	0	0	0	0	0	0	0
21:15	0	2	1	0	0	0	0	0	0	0	0	0	0	3
21:30	0	2	1	0	0	0	0	0	0	0	0	0	0	3
21:45	0	1	0	0	0	0	0	0	0	0	0	0	0	1
22:00	0	2	0	0	0	0	0	0	0	0	0	0	0	2
22:15	0	0	0	0	0	0	0	0	0	0	0	0	0	0
22:30	0	0	0	0	0	0	0	0	0	0	0	0	0	0
22:45	0	0	0	1	0	0	0	0	0	0	0	0	0	1
23:00	0	0	0	0	0	0	0	0	0	0	0	0	0	0
23:15	0	0	0	0	0	0	0	0	0	0	0	0	0	0
23:30	0	0	0	0	0	0	0	0	0	0	0	0	0	0
23:45	0	0	0	0	0	0	0	0	0	0	0	0	0	0
<b>Totals</b>	<b>69</b>	<b>237</b>	<b>210</b>	<b>28</b>	<b>1</b>									<b>545</b>
<b>% of Totals</b>	<b>13%</b>	<b>43%</b>	<b>39%</b>	<b>5%</b>	<b>0%</b>									<b>100%</b>

AM Volumes	23	143	89	9	0	0	0	0	0	0	0	0	0	262	
% AM	4%	26%	16%	2%										48%	
<b>AM Peak Hour</b>	<b>07:00</b>	<b>07:30</b>	<b>07:30</b>	<b>07:15</b>										<b>07:35</b>	
Volume	16	108	40	7										164	
PM Volumes	46	98	121	19	1	0	0	0	0	0	0	0	0	283	
% PM	8%	18%	22%	3%	0%									52%	
<b>PM Peak Hour</b>	<b>13:15</b>	<b>13:15</b>	<b>13:30</b>	<b>17:45</b>	<b>16:00</b>									<b>13:45</b>	
Volume	31	31	24	5	1									87	
Directional Peak Periods		AM 7-9			NOON 12-2			PM 4-6			Off Peak Volumes				
All Classes	Volume	← →		%	Volume	← →		%	Volume	← →		%	Volume	← →	
	192			35%	84			15%	62			11%	207		

Street Name	Direction	15th	50th	Average	85th	95th	ADT
SW 116th Ave	North Bound	15	19	19	24	25	545
SW 116th Ave	South Bound	16	21	20	24	27	463

**SPEED**

SW 116th Ave Bet. SW 51st Ct & SW 52nd St

Day: Thursday  
Date: 5/18/2023

City: Cooper City  
Project #: FL23\_140259\_006s

**South Bound**

Time	< 15	15 - 19	20 - 24	25 - 29	30 - 34	35 - 39	40 - 44	45 - 49	50 - 54	55 - 59	60 - 64	65 - 69	70 +	Total
00:00 AM	0	0	0	0	0	0	0	0	0	0	0	0	0	0
00:15	0	0	0	0	0	0	0	0	0	0	0	0	0	0
00:30	0	0	0	0	0	0	0	0	0	0	0	0	0	0
00:45	0	0	0	0	0	0	0	0	0	0	0	0	0	0
01:00	0	1	0	0	0	0	0	0	0	0	0	0	0	1
01:15	0	0	0	0	0	0	0	0	0	0	0	0	0	0
01:30	0	0	0	0	0	0	0	0	0	0	0	0	0	0
01:45	0	0	0	0	0	0	0	0	0	0	0	0	0	0
02:00	0	0	0	0	0	0	0	0	0	0	0	0	0	0
02:15	0	0	0	0	0	0	0	0	0	0	0	0	0	0
02:30	0	0	0	0	1	0	0	0	0	0	0	0	0	1
02:45	0	0	0	0	0	0	0	0	0	0	0	0	0	0
03:00	0	0	0	0	0	0	0	0	0	0	0	0	0	0
03:15	0	0	0	0	0	0	0	0	0	0	0	0	0	0
03:30	1	0	0	0	0	0	0	0	0	0	0	0	0	1
03:45	0	0	0	0	0	0	0	0	0	0	0	0	0	0
04:00	0	0	0	0	0	0	0	0	0	0	0	0	0	0
04:15	0	0	0	0	0	0	0	0	0	0	0	0	0	0
04:30	0	0	0	0	0	0	0	0	0	0	0	0	0	0
04:45	0	0	1	0	0	0	0	0	0	0	0	0	0	1
05:00	0	0	0	0	0	0	0	0	0	0	0	0	0	0
05:15	0	1	0	0	0	0	0	0	0	0	0	0	0	1
05:30	0	1	1	0	0	0	0	0	0	0	0	0	0	2
05:45	0	0	0	0	0	0	0	0	0	0	0	0	0	0
06:00	0	1	2	0	0	0	0	0	0	0	0	0	0	3
06:15	0	1	1	0	0	0	0	0	0	0	0	0	0	2
06:30	0	1	1	0	0	0	0	0	0	0	0	0	0	3
06:45	0	0	0	1	0	0	0	0	0	0	0	0	0	1
07:00	0	0	3	0	0	0	0	0	0	0	0	0	0	3
07:15	1	1	0	0	0	0	0	0	0	0	0	0	0	2
07:30	4	13	12	0	0	0	0	0	0	0	0	0	0	29
07:45	2	26	10	0	0	0	0	0	0	0	0	0	0	38
08:00	1	7	5	3	0	0	0	0	0	0	0	0	0	16
08:15	1	1	2	0	0	0	0	0	0	0	0	0	0	4
08:30	0	2	1	0	0	0	0	0	0	0	0	0	0	3
08:45	1	0	3	0	0	0	0	0	0	0	0	0	0	4
09:00	0	1	2	0	0	0	0	0	0	0	0	0	0	3
09:15	3	2	3	0	0	0	0	0	0	0	0	0	0	8
09:30	0	0	1	1	0	0	0	0	0	0	0	0	0	2
09:45	1	0	1	2	0	0	0	0	0	0	0	0	0	4
10:00	0	1	0	0	0	0	0	0	0	0	0	0	0	1
10:15	0	0	4	0	0	0	0	0	0	0	0	0	0	4
10:30	0	2	2	1	0	0	0	0	0	0	0	0	0	5
10:45	1	0	0	5	0	0	0	0	0	0	0	0	0	6
11:00	0	3	1	0	0	0	0	0	0	0	0	0	0	4
11:15	0	2	4	0	0	0	0	0	0	0	0	0	0	6
11:30	0	1	0	0	0	0	0	0	0	0	0	0	0	1
11:45	1	1	1	0	0	0	0	0	0	0	0	0	0	3
12:00 PM	0	1	1	1	0	0	0	0	0	0	0	0	0	3
12:15	0	1	1	1	0	0	0	0	0	0	0	0	0	3
12:30	0	1	3	0	0	0	0	0	0	0	0	0	0	4
12:45	0	2	0	0	0	0	0	0	0	0	0	0	0	2
13:00	0	0	0	0	0	0	0	0	0	0	0	0	0	0
13:15	0	0	1	0	0	0	0	0	0	0	0	0	0	1
13:30	1	2	2	1	0	0	0	0	0	0	0	0	0	6
13:45	1	1	6	1	0	0	0	0	0	0	0	0	0	9
14:00	9	31	11	0	0	0	0	0	0	0	0	0	0	51
14:15	0	11	3	0	0	0	0	0	0	0	0	0	0	14
14:30	0	1	3	0	0	0	0	0	0	0	0	0	0	4
14:45	0	1	6	0	0	0	0	0	0	0	0	0	0	7
15:00	2	3	9	2	0	0	0	0	0	0	0	0	0	16
15:15	0	2	3	0	0	0	0	0	0	0	0	0	0	5
15:30	0	2	5	2	0	0	0	0	0	0	0	0	0	9
15:45	1	5	6	3	0	0	0	0	0	0	0	0	0	15
16:00	0	1	8	2	0	0	0	0	0	0	0	0	0	11
16:15	1	0	9	1	0	0	0	0	0	0	0	0	0	11
16:30	0	1	4	0	0	0	0	0	0	0	0	0	0	5
16:45	1	3	5	0	0	0	0	0	0	0	0	0	0	9
17:00	0	3	2	0	0	0	0	0	0	0	0	0	0	5
17:15	0	2	2	1	0	0	0	0	0	0	0	0	0	5
17:30	1	3	8	2	0	0	0	0	0	0	0	0	0	14
17:45	0	1	5	2	1	0	0	0	0	0	0	0	0	9
18:00	0	2	7	1	0	0	0	0	0	0	0	0	0	10
18:15	0	1	5	0	0	0	0	0	0	0	0	0	0	6
18:30	1	4	8	1	0	0	0	0	0	0	0	0	0	14
18:45	0	0	3	0	0	0	0	0	0	0	0	0	0	3
19:00	0	0	1	0	0	0	0	0	0	0	0	0	0	1
19:15	0	1	1	0	0	0	0	0	0	0	0	0	0	2
19:30	0	0	3	1	0	0	0	0	0	0	0	0	0	4
19:45	1	2	2	2	0	0	0	0	0	0	0	0	0	7
20:00	0	1	3	0	0	0	0	0	0	0	0	0	0	4
20:15	0	1	1	0	0	0	0	0	0	0	0	0	0	2
20:30	0	1	1	1	0	0	0	0	0	0	0	0	0	3
20:45	1	1	1	1	0	0	0	0	0	0	0	0	0	4
21:00	0	6	2	0	0	0	0	0	0	0	0	0	0	8
21:15	0	0	2	1	0	0	0	0	0	0	0	0	0	3
21:30	0	2	2	0	0	0	0	0	0	0	0	0	0	4
21:45	0	1	6	2	0	0	0	0	0	0	0	0	0	9
22:00	0	0	1	0	0	0	0	0	0	0	0	0	0	1
22:15	0	0	1	0	0	0	0	0	0	0	0	0	0	1
22:30	0	2	1	0	0	0	0	0	0	0	0	0	0	3
22:45	0	0	1	0	0	0	0	0	0	0	0	0	0	1
23:00	0	0	0	0	0	0	0	0	0	0	0	0	0	0
23:15	0	0	0	0	0	0	0	0	0	0	0	0	0	0
23:30	0	0	0	0	0	0	0	0	0	0	0	0	0	0
23:45	0	0	0	0	0	0	0	0	0	0	0	0	0	0
<b>Totals</b>	<b>37</b>	<b>172</b>	<b>213</b>	<b>38</b>	<b>1</b>									<b>463</b>
% of Totals	8%	37%	46%	8%	0%									100%

<b>AM Volumes</b>	17	69	66	9	0	0	0	0	0	0	0	0	0	161
% AM	4%	15%	14%	2%										35%
<b>AM Peak Hour</b>	07:15	07:15	07:30	07:15										07:30
Volume	8	47	29	11										87
<b>PM Volumes</b>	20	103	149	29	1	0	0	0	0	0	0	0	0	302
% PM	4%	22%	32%	6%	0%									65%
<b>PM Peak Hour</b>	18:15	18:30	18:30	18:30	18:30	17:00								18:30
Volume	11	45	28	11	1									80
<b>Directional Peak Periods</b>	<b>AM 7-9</b>			<b>NOON 12-2</b>			<b>PM 4-6</b>			<b>Off Peak Volumes</b>				
All Classes	Volume	% ←→		Volume	% ←→		Volume	% ←→		Volume	% ←→			
	99	21%		28	6%		69	15%		267	58%			

Street Name	Direction	Percentiles					
		15th	50th	Average	85th	95th	ADT
SW 116th Ave	North Bound	15	19	19	24	25	545
SW 116th Ave	South Bound	16	21	20	24	27	463

Summary

Time	< 15	15 - 19	20 - 24	25 - 29	30 - 34	35 - 39	40 - 44	45 - 49	50 - 54	55 - 59	60 - 64	65 - 69	70 +	Total
00:00 AM	0	0	0	0	0	0	0	0	0	0	0	0	0	0
00:15	0	0	0	0	0	0	0	0	0	0	0	0	0	0
00:30	0	0	3	0	0	0	0	0	0	0	0	0	0	3
00:45	0	0	0	0	0	0	0	0	0	0	0	0	0	0
01:00	0	1	0	0	0	0	0	0	0	0	0	0	0	1
01:15	0	0	0	0	0	0	0	0	0	0	0	0	0	0
01:30	0	0	0	0	0	0	0	0	0	0	0	0	0	0
01:45	0	0	0	0	0	0	0	0	0	0	0	0	0	0
02:00	0	0	0	0	0	0	0	0	0	0	0	0	0	0
02:15	0	0	2	0	0	0	0	0	0	0	0	0	0	2
02:30	0	0	0	0	0	0	0	0	0	0	0	0	0	0
02:45	0	0	0	0	0	0	0	0	0	0	0	0	0	0
03:00	0	0	0	0	0	0	0	0	0	0	0	0	0	0
03:15	0	1	0	0	0	0	0	0	0	0	0	0	0	1
03:30	1	0	0	0	0	0	0	0	0	0	0	0	0	1
03:45	1	0	0	0	0	0	0	0	0	0	0	0	0	1
04:00	0	0	0	0	0	0	0	0	0	0	0	0	0	0
04:15	0	0	0	0	0	0	0	0	0	0	0	0	0	0
04:30	0	0	0	0	0	0	0	0	0	0	0	0	0	0
04:45	0	0	1	0	0	0	0	0	0	0	0	0	0	1
05:00	0	1	0	0	0	0	0	0	0	0	0	0	0	1
05:15	0	1	0	0	0	0	0	0	0	0	0	0	0	1
05:30	1	1	2	0	0	0	0	0	0	0	0	0	0	4
05:45	0	2	0	0	0	0	0	0	0	0	0	0	0	2
06:00	0	1	4	0	0	0	0	0	0	0	0	0	0	5
06:15	0	1	2	0	0	0	0	0	0	0	0	0	0	3
06:30	0	2	2	0	0	0	0	0	0	0	0	0	0	4
06:45	0	2	5	1	0	0	0	0	0	0	0	0	0	8
07:00	3	4	4	4	0	0	0	0	0	0	0	0	0	11
07:15	2	17	4	0	0	0	0	0	0	0	0	0	0	23
07:30	6	59	26	0	0	0	0	0	0	0	0	0	0	91
07:45	12	68	27	2	0	0	0	0	0	0	0	0	0	109
08:00	1	8	9	8	0	0	0	0	0	0	0	0	0	26
08:15	1	4	7	0	0	0	0	0	0	0	0	0	0	12
08:30	1	6	3	0	0	0	0	0	0	0	0	0	0	10
08:45	2	0	7	0	0	0	0	0	0	0	0	0	0	9
09:00	0	2	4	0	0	0	0	0	0	0	0	0	0	6
09:15	4	5	5	0	0	0	0	0	0	0	0	0	0	14
09:30	1	2	2	1	0	0	0	0	0	0	0	0	0	6
09:45	1	1	3	2	0	0	0	0	0	0	0	0	0	7
10:00	0	1	1	0	0	0	0	0	0	0	0	0	0	2
10:15	0	2	5	1	0	0	0	0	0	0	0	0	0	8
10:30	0	2	5	1	0	0	0	0	0	0	0	0	0	8
10:45	1	1	9	1	0	0	0	0	0	0	0	0	0	12
11:00	0	4	3	0	0	0	0	0	0	0	0	0	0	7
11:15	1	2	6	0	0	0	0	0	0	0	0	0	0	9
11:30	0	4	3	0	0	0	0	0	0	0	0	0	0	7
11:45	1	5	2	0	0	0	0	0	0	0	0	0	0	8
12:00 PM	0	4	4	1	0	0	0	0	0	0	0	0	0	9
12:15	0	2	1	1	0	0	0	0	0	0	0	0	0	4
12:30	0	4	5	0	0	0	0	0	0	0	0	0	0	9
12:45	0	4	2	0	0	0	0	0	0	0	0	0	0	6
13:00	0	0	0	1	0	0	0	0	0	0	0	0	0	1
13:15	2	4	5	1	0	0	0	0	0	0	0	0	0	12
13:30	7	15	9	1	0	0	0	0	0	0	0	0	0	32
13:45	14	12	12	1	0	0	0	0	0	0	0	0	0	39
14:00	19	36	15	1	0	0	0	0	0	0	0	0	0	71
14:15	2	13	6	2	0	0	0	0	0	0	0	0	0	23
14:30	1	3	7	1	0	0	0	0	0	0	0	0	0	12
14:45	0	3	7	0	0	0	0	0	0	0	0	0	0	10
15:00	2	6	10	2	0	0	0	0	0	0	0	0	0	20
15:15	0	3	6	0	0	0	0	0	0	0	0	0	0	9
15:30	0	3	13	2	0	0	0	0	0	0	0	0	0	18
15:45	2	9	14	5	0	0	0	0	0	0	0	0	0	30
16:00	1	3	12	2	0	0	0	0	0	0	0	0	0	18
16:15	1	6	13	2	0	0	0	0	0	0	0	0	0	22
16:30	1	1	5	1	0	0	0	0	0	0	0	0	0	8
16:45	2	5	8	0	1	0	0	0	0	0	0	0	0	16
17:00	1	5	7	1	0	0	0	0	0	0	0	0	0	14
17:15	0	4	10	2	0	0	0	0	0	0	0	0	0	16
17:30	1	5	14	3	0	0	0	0	0	0	0	0	0	23
17:45	2	1	8	2	1	0	0	0	0	0	0	0	0	14
18:00	0	2	11	4	0	0	0	0	0	0	0	0	0	17
18:15	0	5	11	1	0	0	0	0	0	0	0	0	0	17
18:30	2	6	12	1	0	0	0	0	0	0	0	0	0	21
18:45	1	1	4	0	0	0	0	0	0	0	0	0	0	6
19:00	1	0	3	0	0	0	0	0	0	0	0	0	0	4
19:15	0	3	2	0	0	0	0	0	0	0	0	0	0	5
19:30	0	1	3	1	0	0	0	0	0	0	0	0	0	5
19:45	2	4	5	2	0	0	0	0	0	0	0	0	0	13
20:00	0	1	4	0	0	0	0	0	0	0	0	0	0	5
20:15	1	3	2	0	0	0	0	0	0	0	0	0	0	6
20:30	0	3	5	1	0	0	0	0	0	0	0	0	0	9
20:45	1	1	3	2	0	0	0	0	0	0	0	0	0	7
21:00	0	6	2	0	0	0	0	0	0	0	0	0	0	8
21:15	0	2	3	1	0	0	0	0	0	0	0	0	0	6
21:30	0	4	3	0	0	0	0	0	0	0	0	0	0	7
21:45	0	2	6	2	0	0	0	0	0	0	0	0	0	4
22:00	0	2	1	0	0	0	0	0	0	0	0	0	0	3
22:15	0	0	1	0	0	0	0	0	0	0	0	0	0	1
22:30	0	2	1	0	0	0	0	0	0	0	0	0	0	3
22:45	0	0	1	1	0	0	0	0	0	0	0	0	0	2
23:00	0	0	0	0	0	0	0	0	0	0	0	0	0	0
23:15	0	0	0	0	0	0	0	0	0	0	0	0	0	0
23:30	0	0	0	0	0	0	0	0	0	0	0	0	0	0
23:45	0	0	0	0	0	0	0	0	0	0	0	0	0	0
Totals	106	408	423	66	2									1008
% of Totals	11%	41%	42%	7%	0%									100%

AM Peak Hour	Volume	%	PM Peak Hour	Volume	%
07:00	210	21%	07:15	150	15%
07:15	210	21%	07:30	150	15%
07:30	210	21%	07:45	150	15%

Directional Peak Periods	AM 7-9	NOON 12-2	PM 4-6	Off Peak Volumes
All Classes	Volume 291	Volume 112	Volume 131	Volume 474
	% 29%	% 11%	% 13%	% 47%

Street Name	Direction	15th	50th	Average	85th	95th	ADT
SW 116th Ave	Summary	16	20	20	24	26	1008

# SPEED

SW 116th Ave Bet. SW 51st Ct & SW 52nd St

Day: Thursday  
Date: 5/18/2023

City: Cooper City  
Project #: FL23\_140259\_006n

## North Bound

Time	< 15	15 - 19	20 - 24	25 - 29	30 - 34	35 - 39	40 - 44	45 - 49	50 - 54	55 - 59	60 - 64	65 - 69	70 +	Total
00:00 AM	0	0	3	0	0	0	0	0	0	0	0	0	0	3
01:00	0	0	0	0	0	0	0	0	0	0	0	0	0	0
02:00	0	0	1	0	0	0	0	0	0	0	0	0	0	1
03:00	1	1	0	0	0	0	0	0	0	0	0	0	0	2
04:00	0	0	0	0	0	0	0	0	0	0	0	0	0	0
05:00	1	3	1	0	0	0	0	0	0	0	0	0	0	5
06:00	0	3	9	0	0	0	0	0	0	0	0	0	0	12
07:00	16	108	36	2	0	0	0	0	0	0	0	0	0	162
08:00	2	8	15	5	0	0	0	0	0	0	0	0	0	30
09:00	2	7	7	0	0	0	0	0	0	0	0	0	0	16
10:00	0	3	9	2	0	0	0	0	0	0	0	0	0	14
11:00	1	8	8	0	0	0	0	0	0	0	0	0	0	17
12:00 PM	0	9	7	0	0	0	0	0	0	0	0	0	0	16
13:00	21	28	17	2	0	0	0	0	0	0	0	0	0	68
14:00	13	11	12	4	0	0	0	0	0	0	0	0	0	40
15:00	1	9	20	2	0	0	0	0	0	0	0	0	0	32
16:00	3	10	12	2	1	0	0	0	0	0	0	0	0	28
17:00	3	6	22	3	0	0	0	0	0	0	0	0	0	34
18:00	2	7	15	4	0	0	0	0	0	0	0	0	0	28
19:00	2	5	6	0	0	0	0	0	0	0	0	0	0	13
20:00	1	4	8	1	0	0	0	0	0	0	0	0	0	14
21:00	0	5	2	0	0	0	0	0	0	0	0	0	0	7
22:00	0	2	0	1	0	0	0	0	0	0	0	0	0	3
23:00	0	0	0	0	0	0	0	0	0	0	0	0	0	0
<b>Totals</b>	<b>69</b>	<b>237</b>	<b>210</b>	<b>28</b>	<b>1</b>									<b>545</b>
<b>% of Totals</b>	<b>13%</b>	<b>43%</b>	<b>39%</b>	<b>5%</b>	<b>0%</b>									<b>100%</b>

<b>AM Volumes</b>	23	141	89	9	0	0	0	0	0	0	0	0	0	262
<b>% AM</b>	4%	26%	16%	2%										48%
<b>AM Peak Hour</b>	07:00	07:00	07:00	08:00										07:00
<b>Volume</b>	16	108	36	5										162
<b>PM Volumes</b>	46	96	121	19	1	0	0	0	0	0	0	0	0	283
<b>% PM</b>	8%	18%	22%	3%	0%									52%
<b>PM Peak Hour</b>	13:00	13:00	17:00	14:00	16:00									13:00
<b>Volume</b>	21	28	22	4	1									68

Directional Peak Periods All Speeds	AM 7-9		NOON 12-2		PM 4-6		Off Peak Volumes	
	Volume	%	Volume	%	Volume	%	Volume	%
	192	↔ 35%	84	↔ 15%	62	↔ 11%	207	↔ 38%

Street Name	Direction	Percentiles					
		15th	50th	Average	85th	95th	ADT
SW 116th Ave	North Bound	15	19	19	24	25	545
SW 116th Ave	South Bound	16	21	20	24	27	463



# SPEED

SW 116th Ave Bet. SW 51st Ct & SW 52nd St

Day: Thursday  
Date: 5/18/2023

City: Cooper City  
Project #: FL23\_140259\_006s

## South Bound

Time	< 15	15 - 19	20 - 24	25 - 29	30 - 34	35 - 39	40 - 44	45 - 49	50 - 54	55 - 59	60 - 64	65 - 69	70 +	Total
00:00 AM	0	0	0	0	0	0	0	0	0	0	0	0	0	0
01:00	0	1	0	0	0	0	0	0	0	0	0	0	0	1
02:00	0	0	0	1	0	0	0	0	0	0	0	0	0	1
03:00	1	0	0	0	0	0	0	0	0	0	0	0	0	1
04:00	0	0	1	0	0	0	0	0	0	0	0	0	0	1
05:00	0	2	1	0	0	0	0	0	0	0	0	0	0	3
06:00	0	3	4	1	0	0	0	0	0	0	0	0	0	8
07:00	7	40	25	0	0	0	0	0	0	0	0	0	0	72
08:00	3	10	11	3	0	0	0	0	0	0	0	0	0	27
09:00	4	3	7	3	0	0	0	0	0	0	0	0	0	17
10:00	1	3	11	1	0	0	0	0	0	0	0	0	0	16
11:00	1	7	6	0	0	0	0	0	0	0	0	0	0	14
12:00 PM	0	5	5	2	0	0	0	0	0	0	0	0	0	12
13:00	2	3	9	2	0	0	0	0	0	0	0	0	0	16
14:00	9	44	23	0	0	0	0	0	0	0	0	0	0	76
15:00	3	12	23	7	0	0	0	0	0	0	0	0	0	45
16:00	2	5	26	3	0	0	0	0	0	0	0	0	0	36
17:00	1	9	17	5	1	0	0	0	0	0	0	0	0	33
18:00	1	7	23	2	0	0	0	0	0	0	0	0	0	33
19:00	1	3	7	3	0	0	0	0	0	0	0	0	0	14
20:00	1	4	6	2	0	0	0	0	0	0	0	0	0	13
21:00	0	9	6	3	0	0	0	0	0	0	0	0	0	18
22:00	0	2	4	0	0	0	0	0	0	0	0	0	0	6
23:00	0	0	0	0	0	0	0	0	0	0	0	0	0	0
<b>Totals</b>	<b>37</b>	<b>172</b>	<b>215</b>	<b>38</b>	<b>1</b>									<b>463</b>
<b>% of Totals</b>	<b>8%</b>	<b>37%</b>	<b>46%</b>	<b>8%</b>	<b>0%</b>									<b>100%</b>

<b>AM Volumes</b>	17	69	66	9	0	0	0	0	0	0	0	0	0	161
<b>% AM</b>	4%	15%	14%	2%										35%
<b>AM Peak Hour</b>	07:00	07:00	07:00	08:00										07:00
<b>Volume</b>	7	40	25	3										72
<b>PM Volumes</b>	20	103	149	29	1	0	0	0	0	0	0	0	0	302
<b>% PM</b>	4%	22%	32%	6%	0%									65%
<b>PM Peak Hour</b>	14:00	14:00	16:00	15:00	17:00									14:00
<b>Volume</b>	9	44	26	7	1									76

Directional Peak Periods All Speeds	AM 7-9		NOON 12-2		PM 4-6		Off Peak Volumes	
	Volume	%	Volume	%	Volume	%	Volume	%
	99	↔ 21%	28	↔ 6%	69	↔ 15%	267	↔ 58%

Street Name	Direction	Percentiles					ADT
		15th	50th	Average	85th	95th	
SW 116th Ave	North Bound	15	19	19	24	25	545
SW 116th Ave	South Bound	16	21	20	24	27	463

# SPEED

SW 116th Ave Bet. SW 51st Ct & SW 52nd St

Day: Thursday  
Date: 5/18/2023

City: Cooper City  
Project #: FL23\_140259\_006

## Summary

Time	< 15	15 - 19	20 - 24	25 - 29	30 - 34	35 - 39	40 - 44	45 - 49	50 - 54	55 - 59	60 - 64	65 - 69	70 +	Total
00:00 AM	0	0	3	0	0	0	0	0	0	0	0	0	0	3
01:00	0	1	0	0	0	0	0	0	0	0	0	0	0	1
02:00	0	0	1	1	0	0	0	0	0	0	0	0	0	2
03:00	2	1	0	0	0	0	0	0	0	0	0	0	0	3
04:00	0	0	1	0	0	0	0	0	0	0	0	0	0	1
05:00	1	5	2	0	0	0	0	0	0	0	0	0	0	8
06:00	0	6	13	1	0	0	0	0	0	0	0	0	0	20
07:00	23	148	61	2	0	0	0	0	0	0	0	0	0	234
08:00	5	18	26	8	0	0	0	0	0	0	0	0	0	57
09:00	6	10	14	3	0	0	0	0	0	0	0	0	0	33
10:00	1	6	20	3	0	0	0	0	0	0	0	0	0	30
11:00	2	15	14	0	0	0	0	0	0	0	0	0	0	31
12:00 PM	0	14	12	2	0	0	0	0	0	0	0	0	0	28
13:00	23	31	26	4	0	0	0	0	0	0	0	0	0	84
14:00	22	55	35	4	0	0	0	0	0	0	0	0	0	116
15:00	4	21	43	9	0	0	0	0	0	0	0	0	0	77
16:00	5	15	38	5	1	0	0	0	0	0	0	0	0	64
17:00	4	15	39	8	1	0	0	0	0	0	0	0	0	67
18:00	3	14	38	6	0	0	0	0	0	0	0	0	0	61
19:00	3	8	13	3	0	0	0	0	0	0	0	0	0	27
20:00	2	8	14	3	0	0	0	0	0	0	0	0	0	27
21:00	0	14	8	3	0	0	0	0	0	0	0	0	0	25
22:00	0	4	4	1	0	0	0	0	0	0	0	0	0	9
23:00	0	0	0	0	0	0	0	0	0	0	0	0	0	0
<b>Totals</b>	<b>106</b>	<b>409</b>	<b>425</b>	<b>66</b>	<b>2</b>									<b>1008</b>
<b>% of Totals</b>	<b>11%</b>	<b>41%</b>	<b>42%</b>	<b>7%</b>	<b>0%</b>									<b>100%</b>

<b>AM Volumes</b>	40	210	155	18	0	0	0	0	0	0	0	0	0	423
<b>% AM</b>	4%	21%	15%	2%										42%
<b>AM Peak Hour</b>	07:00	07:00	07:00	08:00										07:00
<b>Volume</b>	23	148	61	8										234
<b>PM Volumes</b>	66	199	270	48	2	0	0	0	0	0	0	0	0	585
<b>% PM</b>	7%	20%	27%	5%	0%									58%
<b>PM Peak Hour</b>	13:00	14:00	15:00	15:00	16:00									14:00
<b>Volume</b>	23	55	43	9	1									116

Directional Peak Periods All Speeds	AM 7-9		NOON 12-2		PM 4-6		Off Peak Volumes	
	Volume	%	Volume	%	Volume	%	Volume	%
	291	↔ 29%	112	↔ 11%	131	↔ 13%	474	↔ 47%

Street Name	Direction	Percentiles					ADT
		15th	50th	Average	85th	95th	
SW 116th Ave	Summary	16	20	20	24	26	1008

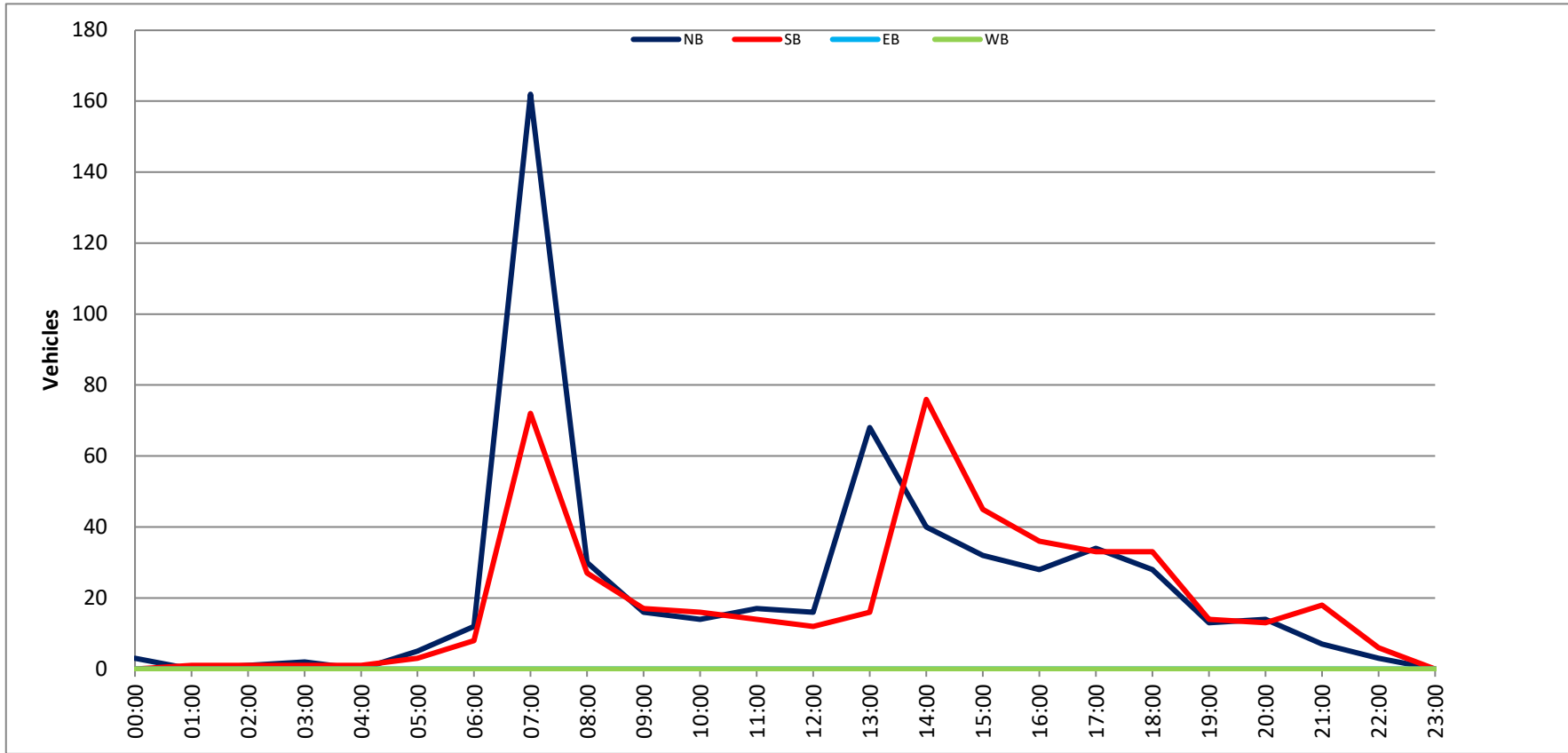
### VOLUME

SW 116th Ave Bet. SW 51st Ct & SW 52nd St

Day: Thursday  
 Date: 5/18/2023

City: Cooper City  
 Project #: FL23\_140259\_006

DAILY TOTALS												Total	
				NB	SB			EB	WB			Total	
				545	463			0	0			1,008	
AM Period	NB	SB	EB	WB	TOTAL	PM Period	NB	SB	EB	WB	TOTAL		
00:00	0	0	0	0	0	12:00	6	3	0	0	9		
00:15	0	0	0	0	0	12:15	1	3	0	0	4		
00:30	3	0	0	0	3	12:30	5	4	0	0	9		
00:45	0	3	0	0	3	12:45	4	16	2	12	6		
01:00	0	1	0	0	1	13:00	1	0	0	0	1		
01:15	0	0	0	0	0	13:15	11	1	0	0	12		
01:30	0	0	0	0	0	13:30	26	6	0	0	32		
01:45	0	0	1	0	1	13:45	30	68	9	16	39		
02:00	0	0	0	0	0	14:00	20	51	0	0	71		
02:15	1	0	0	0	1	14:15	9	14	0	0	23		
02:30	0	1	0	0	1	14:30	8	4	0	0	12		
02:45	0	1	0	0	2	14:45	3	40	7	76	116		
03:00	0	0	0	0	0	15:00	4	16	0	0	20		
03:15	1	0	0	0	1	15:15	4	5	0	0	9		
03:30	0	1	0	0	1	15:30	9	9	0	0	18		
03:45	1	2	0	0	3	15:45	15	32	15	45	30		
04:00	0	0	0	0	0	16:00	7	11	0	0	18		
04:15	0	0	0	0	0	16:15	11	11	0	0	22		
04:30	0	0	0	0	0	16:30	3	5	0	0	8		
04:45	0	1	0	0	1	16:45	7	28	9	36	64		
05:00	1	0	0	0	1	17:00	9	5	0	0	14		
05:15	0	1	0	0	1	17:15	11	5	0	0	16		
05:30	2	2	0	0	4	17:30	9	14	0	0	23		
05:45	2	5	0	0	8	17:45	5	34	9	33	67		
06:00	2	3	0	0	5	18:00	7	10	0	0	17		
06:15	1	2	0	0	3	18:15	11	6	0	0	17		
06:30	2	2	0	0	4	18:30	7	14	0	0	21		
06:45	7	12	1	8	20	18:45	3	28	3	33	61		
07:00	8	3	0	0	11	19:00	3	1	0	0	4		
07:15	21	2	0	0	23	19:15	3	2	0	0	5		
07:30	62	29	0	0	91	19:30	1	4	0	0	5		
07:45	71	162	38	72	109	19:45	6	13	7	14	13		
08:00	10	16	0	0	26	20:00	1	4	0	0	5		
08:15	8	4	0	0	12	20:15	4	2	0	0	6		
08:30	7	3	0	0	10	20:30	6	3	0	0	9		
08:45	5	30	4	27	9	20:45	3	14	4	13	7		
09:00	3	3	0	0	6	21:00	0	8	0	0	8		
09:15	6	8	0	0	14	21:15	3	3	0	0	6		
09:30	4	2	0	0	6	21:30	3	4	0	0	7		
09:45	3	16	4	17	7	21:45	1	7	3	18	4		
10:00	1	1	0	0	2	22:00	2	1	1	0	3		
10:15	4	4	0	0	8	22:15	0	1	0	0	1		
10:30	3	5	0	0	8	22:30	0	3	0	0	3		
10:45	6	14	6	16	12	22:45	1	3	1	6	9		
11:00	3	4	0	0	7	23:00	0	0	0	0	0		
11:15	3	6	0	0	9	23:15	0	0	0	0	0		
11:30	6	1	0	0	7	23:30	0	0	0	0	0		
11:45	5	17	3	14	8	23:45	0	0	0	0	0		
<b>TOTALS</b>	<b>262</b>	<b>161</b>	<b>423</b>	<b>SPLIT %</b>	<b>42.0%</b>	<b>TOTALS</b>	<b>283</b>	<b>302</b>	<b>SPLIT %</b>	<b>51.6%</b>	<b>585</b>		
				<b>61.9%</b>	<b>38.1%</b>					<b>48.4%</b>	<b>51.6%</b>		
DAILY TOTALS												Total	
				NB	SB			EB	WB			Total	
				545	463			0	0			1,008	
AM Peak Hour	07:15	07:30	07:15	PM Peak Hour	13:15	13:30	13:30						
AM Pk Volume	164	87	249	PM Pk Volume	87	80	165						
Pk Hr Factor	0.577	0.572	0.571	Pk Hr Factor	0.725	0.392	0.581						
7 - 9 Volume	192	99	0	4 - 6 Volume	62	69	131						
7 - 9 Peak Hour	07:15	07:30	07:15	4 - 6 Peak Hour	16:45	16:00	16:45						
7 - 9 Pk Volume	164	87	249	4 - 6 Pk Volume	36	36	69						
Pk Hr Factor	0.577	0.572	0.571	Pk Hr Factor	0.818	0.818	0.750						



Time	< 15	15 - 19	20 - 24	25 - 29	30 - 34	35 - 39	40 - 44	45 - 49	50 - 54	55 - 59	60 - 64	65 - 69	70 +	Total
00:00 AM	0	0	1	0	0	0	0	0	0	0	0	0	0	1
00:15	0	0	0	0	0	0	0	0	0	0	0	0	0	0
00:30	0	0	0	1	0	0	0	0	0	0	0	0	0	1
00:45	0	0	0	0	0	0	0	0	0	0	0	0	0	0
01:00	0	0	0	0	0	0	0	0	0	0	0	0	0	0
01:15	0	0	0	0	0	0	0	0	0	0	0	0	0	0
01:30	0	0	0	0	0	0	0	0	0	0	0	0	0	0
01:45	0	0	0	0	0	0	0	0	0	0	0	0	0	0
02:00	0	0	0	0	0	0	0	0	0	0	0	0	0	0
02:15	0	0	0	0	0	0	0	0	0	0	0	0	0	0
02:30	0	0	0	0	0	0	0	0	0	0	0	0	0	0
02:45	0	0	0	0	0	0	0	0	0	0	0	0	0	0
03:00	0	0	0	0	0	0	0	0	0	0	0	0	0	0
03:15	0	0	0	0	0	0	0	0	0	0	0	0	0	0
03:30	0	0	0	0	0	0	0	0	0	0	0	0	0	0
03:45	0	0	0	0	0	0	0	0	0	0	0	0	0	0
04:00	0	0	0	0	0	0	0	0	0	0	0	0	0	0
04:15	1	0	0	0	0	0	0	0	0	0	0	0	0	1
04:30	0	0	0	0	0	0	0	0	0	0	0	0	0	0
04:45	0	0	0	0	0	0	0	0	0	0	0	0	0	0
05:00	0	0	0	0	0	0	0	0	0	0	0	0	0	0
05:15	0	0	0	0	0	0	0	0	0	0	0	0	0	0
05:30	0	0	0	0	0	0	0	0	0	0	0	0	0	0
05:45	0	0	0	0	0	0	0	0	0	0	0	0	0	0
06:00	0	0	0	0	0	0	0	0	0	0	0	0	0	0
06:15	0	0	0	2	0	0	0	0	0	0	0	0	0	2
06:30	0	1	0	0	0	0	0	0	0	0	0	0	0	1
06:45	0	0	0	0	0	0	0	0	0	0	0	0	0	0
07:00	0	0	0	0	0	0	0	0	0	0	0	0	0	0
07:15	1	1	1	2	0	0	0	0	0	0	0	0	0	5
07:30	2	0	0	2	0	0	0	0	0	0	0	0	0	4
07:45	0	0	2	2	1	1	0	0	0	0	0	0	0	6
08:00	1	1	1	0	1	0	0	0	0	0	0	0	0	4
08:15	0	0	0	1	0	0	0	0	0	0	0	0	0	1
08:30	0	0	0	0	0	1	0	0	0	0	0	0	0	1
08:45	0	0	1	1	0	1	0	0	0	0	0	0	0	3
09:00	0	0	1	0	0	1	0	0	0	0	0	0	0	2
09:15	0	0	0	1	0	0	0	0	0	0	0	0	0	1
09:30	0	0	1	0	0	0	0	0	0	0	0	0	0	1
09:45	0	0	0	0	0	0	0	0	0	0	0	0	0	0
10:00	0	0	0	0	0	0	0	0	0	0	0	0	0	0
10:15	0	0	0	0	2	0	0	0	0	0	0	0	0	2
10:30	0	0	0	0	0	0	0	0	0	0	0	0	0	0
10:45	0	0	0	0	0	0	0	0	0	0	0	0	0	0
11:00	0	0	0	0	0	0	0	0	0	0	0	0	0	0
11:15	0	1	0	0	2	1	0	1	1	0	0	0	0	6
11:30	0	0	0	0	0	0	0	0	0	0	0	0	0	0
11:45	0	0	0	0	0	0	0	0	0	0	0	0	0	0
12:00 PM	0	0	0	0	1	1	1	0	0	0	0	0	0	3
12:15	0	0	0	0	0	0	0	0	0	0	0	0	0	0
12:30	0	0	0	0	0	0	0	0	0	0	0	0	0	0
12:45	0	0	0	1	1	0	0	0	0	0	0	0	0	2
13:00	0	0	0	3	0	0	0	0	0	0	0	0	0	3
13:15	0	1	0	0	0	1	1	0	0	0	0	0	0	3
13:30	0	2	1	0	0	0	0	0	0	0	0	0	0	3
13:45	0	0	0	1	2	1	0	0	0	0	0	0	0	4
14:00	0	0	1	2	2	0	1	0	0	0	0	0	0	6
14:15	0	0	0	1	1	0	0	0	0	0	0	0	0	2
14:30	0	0	0	0	0	2	0	0	0	0	0	0	0	2
14:45	0	0	0	1	2	1	1	0	0	0	0	0	0	5
15:00	0	0	0	2	0	0	1	0	0	0	0	0	0	3
15:15	0	0	0	1	0	3	1	0	0	0	0	0	0	5
15:30	0	0	1	2	0	1	0	0	0	0	0	0	0	4
15:45	0	1	2	1	0	0	0	0	0	0	0	0	0	4
16:00	0	1	1	0	1	2	0	1	0	0	0	0	0	6
16:15	1	0	0	1	0	0	0	0	0	0	0	0	0	3
16:30	0	0	2	0	0	0	0	1	0	0	0	0	0	3
16:45	0	0	1	1	2	0	0	0	0	0	0	0	0	4
17:00	0	0	0	0	2	0	0	0	0	0	0	0	0	2
17:15	0	0	0	1	2	2	0	0	0	0	0	0	0	5
17:30	0	0	2	1	1	0	1	0	0	0	0	0	0	5
17:45	0	0	0	1	0	0	0	0	0	0	0	0	0	2
18:00	0	0	0	1	0	1	0	0	0	0	0	0	0	2
18:15	0	0	0	1	0	1	0	0	0	0	0	0	0	2
18:30	0	1	0	2	0	0	0	0	0	0	0	0	0	3
18:45	0	0	1	2	0	0	0	0	0	0	0	0	0	3
19:00	0	0	0	1	0	0	0	0	0	0	0	0	0	1
19:15	0	0	0	0	0	0	0	0	0	0	0	0	0	0
19:30	0	0	0	0	0	0	0	0	0	0	0	0	0	0
19:45	1	0	2	0	0	0	1	0	0	0	0	0	0	4
20:00	0	0	0	0	0	1	0	0	0	0	0	0	0	1
20:15	0	0	0	0	3	0	0	0	0	0	0	0	0	3
20:30	0	1	0	0	1	0	0	0	0	0	0	0	0	3
20:45	0	0	0	0	0	0	0	1	0	0	0	0	0	1
21:00	0	0	1	0	0	1	0	0	0	0	0	0	0	2
21:15	0	0	0	0	0	0	0	0	0	0	0	0	0	0
21:30	0	0	0	0	0	0	0	0	0	0	0	0	0	0
21:45	0	0	0	0	0	0	0	0	0	0	0	0	0	0
22:00	0	0	0	0	0	0	0	0	0	0	0	0	0	0
22:15	0	0	0	0	0	0	0	0	0	0	0	0	0	0
22:30	0	0	0	1	0	1	0	0	0	0	0	0	0	2
22:45	0	0	0	0	0	0	0	0	0	0	0	0	0	0
23:00	0	0	0	0	0	0	0	0	0	0	0	0	0	0
23:15	0	0	0	0	0	0	0	0	0	0	0	0	0	0
23:30	0	0	0	0	0	0	0	0	0	0	0	0	0	0
23:45	0	0	1	0	0	0	0	0	0	0	0	0	0	1
<b>Totals</b>	<b>7</b>	<b>11</b>	<b>26</b>	<b>43</b>	<b>26</b>	<b>24</b>	<b>8</b>	<b>4</b>	<b>1</b>					<b>150</b>
<b>% of Totals</b>	<b>5%</b>	<b>7%</b>	<b>17%</b>	<b>29%</b>	<b>17%</b>	<b>16%</b>	<b>5%</b>	<b>3%</b>	<b>1%</b>					<b>100%</b>

Directional Peak Periods	AM 7-9	NOON 12-2	PM 4-6	Off Peak Volumes
All Classes	Volume 24	Volume 18	Volume 30	Volume 78
	% 16%	% 12%	% 20%	% 52%

Street Name	Direction	Percentiles					
		15th	50th	Average	85th	95th	ADT
SW 53rd Pl	East Bound	21	29	29	38	43	150
SW 53rd Pl	West Bound	18	24	24	32	35	150

Time	< 15	15 - 19	20 - 24	25 - 29	30 - 34	35 - 39	40 - 44	45 - 49	50 - 54	55 - 59	60 - 64	65 - 69	70 +	Total
00:00 AM	0	0	0	1	0	0	0	0	0	0	0	0	0	1
00:15	0	0	0	0	0	0	0	0	0	0	0	0	0	0
00:30	0	0	0	0	0	0	0	0	0	0	0	0	0	0
00:45	0	0	0	0	0	0	0	0	0	0	0	0	0	0
01:00	0	0	0	0	0	0	0	0	0	0	0	0	0	0
01:15	0	0	0	0	0	0	0	0	0	0	0	0	0	0
01:30	0	0	0	0	0	0	0	0	0	0	0	0	0	0
01:45	0	0	0	0	0	0	0	0	0	0	0	0	0	0
02:00	0	0	0	0	0	0	0	0	0	0	0	0	0	0
02:15	0	0	0	0	0	0	0	0	0	0	0	0	0	0
02:30	0	0	0	0	0	0	0	0	0	0	0	0	0	0
02:45	0	0	0	0	0	0	0	0	0	0	0	0	0	0
03:00	0	0	0	0	0	0	0	0	0	0	0	0	0	0
03:15	0	0	0	0	0	0	0	0	0	0	0	0	0	0
03:30	0	0	0	0	0	0	0	0	0	0	0	0	0	0
03:45	0	0	0	0	0	0	0	0	0	0	0	0	0	0
04:00	0	0	0	0	0	0	0	0	0	0	0	0	0	0
04:15	0	0	0	0	0	0	0	0	0	0	0	0	0	0
04:30	0	0	1	0	0	0	0	0	0	0	0	0	0	1
04:45	0	0	1	0	0	0	0	0	0	0	0	0	0	1
05:00	0	0	0	0	0	0	0	0	0	0	0	0	0	0
05:15	0	1	0	0	0	0	0	0	0	0	0	0	0	1
05:30	0	1	0	0	1	0	0	0	0	0	0	0	0	1
05:45	0	0	0	0	1	0	0	0	0	0	0	0	0	1
06:00	0	0	1	0	0	0	0	0	0	0	0	0	0	1
06:15	0	1	0	0	0	0	0	0	0	0	0	0	0	1
06:30	0	0	1	0	0	0	0	0	0	0	0	0	0	1
06:45	0	0	2	0	1	0	0	0	0	0	0	0	0	3
07:00	0	0	1	0	1	0	0	0	0	0	0	0	0	2
07:15	0	0	2	0	0	0	0	0	0	0	0	0	0	2
07:30	0	2	1	2	0	0	0	0	0	0	0	0	0	5
07:45	0	0	2	1	1	0	0	0	0	0	0	0	0	5
08:00	0	0	0	0	0	0	0	0	0	0	0	0	0	0
08:15	0	0	1	1	1	0	0	0	0	0	0	0	0	3
08:30	0	0	0	1	1	0	0	0	0	0	0	0	0	2
08:45	0	0	2	0	0	0	1	0	0	0	0	0	0	3
09:00	0	0	0	0	1	0	0	0	0	0	0	0	0	1
09:15	1	1	2	0	0	0	0	0	0	0	0	0	0	4
09:30	0	1	0	0	1	0	0	0	0	0	0	0	0	2
09:45	0	0	0	1	1	1	0	0	0	0	0	0	0	3
10:00	0	1	0	0	0	0	0	0	0	0	0	0	0	1
10:15	0	0	0	2	0	0	0	0	0	0	0	0	0	2
10:30	0	1	1	1	0	0	0	0	0	0	0	0	0	3
10:45	0	1	1	0	1	0	0	0	0	0	0	0	0	3
11:00	0	0	1	1	0	0	0	0	0	0	0	0	0	2
11:15	0	0	2	0	0	0	0	0	0	0	0	0	0	2
11:30	0	0	0	0	0	0	0	0	0	0	0	0	0	0
11:45	0	0	1	2	2	0	0	0	0	0	0	0	0	5
12:00 PM	0	0	2	0	0	0	0	0	0	0	0	0	0	2
12:15	0	1	0	0	0	0	0	0	0	0	0	0	0	1
12:30	0	0	0	0	0	0	0	0	0	0	0	0	0	0
12:45	0	0	0	0	0	0	0	0	0	0	0	0	0	0
13:00	0	1	0	0	0	1	0	0	0	0	0	0	0	2
13:15	0	0	0	1	0	0	0	0	0	0	0	0	0	1
13:30	0	1	2	1	0	0	0	0	0	0	0	0	0	4
13:45	2	0	0	1	0	0	0	0	0	0	0	0	0	3
14:00	0	0	1	1	0	0	0	0	0	0	0	0	0	2
14:15	0	0	0	2	0	0	0	0	0	0	0	0	0	2
14:30	0	0	0	2	1	0	0	0	0	0	0	0	0	3
14:45	0	0	2	0	0	0	0	0	0	0	0	0	0	2
15:00	0	1	2	2	0	0	0	0	0	0	0	0	0	4
15:15	0	0	1	0	1	0	0	0	0	0	0	0	0	2
15:30	0	0	1	0	1	0	0	0	0	0	0	0	0	2
15:45	0	0	2	2	0	0	0	0	0	0	0	0	0	4
16:00	0	2	0	1	1	0	0	0	0	0	0	0	0	4
16:15	0	0	1	0	0	0	0	0	0	0	0	0	0	1
16:30	0	1	4	0	2	0	0	0	0	0	0	0	0	7
16:45	3	0	2	2	0	0	0	0	0	0	0	0	0	7
17:00	1	0	1	1	0	0	0	0	0	0	0	0	0	3
17:15	1	0	0	1	1	0	0	0	0	0	0	0	0	3
17:30	0	0	1	0	0	2	0	0	0	0	0	0	0	3
17:45	0	0	0	1	2	0	0	0	0	0	0	0	0	3
18:00	0	0	2	1	1	0	0	0	0	0	0	0	0	4
18:15	0	0	1	0	0	0	0	0	0	0	0	0	0	1
18:30	1	0	0	0	0	0	0	0	0	0	0	0	0	1
18:45	0	0	0	0	1	0	0	0	0	0	0	0	0	1
19:00	0	0	0	0	0	0	0	0	0	0	0	0	0	0
19:15	0	0	0	0	0	0	0	0	0	0	0	0	0	0
19:30	1	0	0	0	0	0	0	0	0	0	0	0	0	1
19:45	0	0	1	0	0	0	0	0	0	0	0	0	0	1
20:00	1	1	0	1	0	0	0	0	0	0	0	0	0	3
20:15	0	1	1	0	1	0	0	0	0	0	0	0	0	3
20:30	0	0	1	1	1	0	0	0	0	0	0	0	0	3
20:45	0	0	0	0	0	1	0	0	0	0	0	0	0	1
21:00	0	0	0	0	0	0	0	0	0	0	0	0	0	0
21:15	0	0	0	0	0	0	0	0	0	0	0	0	0	0
21:30	0	0	0	0	0	0	0	0	0	0	0	0	0	0
21:45	0	0	0	0	0	0	0	0	0	0	0	0	0	0
22:00	0	0	0	0	0	0	0	0	0	0	0	0	0	0
22:15	0	0	0	0	0	0	0	0	0	0	0	0	0	0
22:30	0	0	0	0	0	0	0	0	0	0	0	0	0	0
22:45	0	0	0	0	0	0	0	0	0	0	0	0	0	0
23:00	0	0	0	0	0	0	0	0	0	0	0	0	0	0
23:15	0	0	0	0	0	0	0	0	0	0	0	0	0	0
23:30	0	0	0	1	0	0	0	0	0	0	0	0	0	1
23:45	0	1	0	0	0	0	0	0	0	0	0	0	0	1
Totals	11	20	52	35	26	5	1							150
% of Totals	7%	13%	35%	23%	17%	3%	1%							100%

AM Volumes	1	10	22	13	13	1	1	0	0	0	0	0	0	61		
% AM	1%	7%	15%	9%	9%	1%	1%							41%		
AM Peak Hour	08:30	09:15	06:30	07:30	07:45	09:00	08:00							06:45		
Volume	1	3	4	4	3	1	1							12		
PM Volumes	10	10	30	22	13	4	0	0	0	0	0	0	0	89		
% PM	7%	7%	20%	15%	9%	3%								59%		
PM Peak Hour	16:30	15:45	16:15	13:30	15:45	16:45								16:00		
Volume	5	3	8	4	2	2								20		
Directional Peak Periods	AM 7-9				NOON 12-2				PM 4-6				Off Peak Volumes			
All Classes	Volume 20 ←→ 13%				Volume 14 ←→ 9%				Volume 32 ←→ 21%				Volume 84 ←→ 56%			

Street Name	Direction	15th	50th	Average	85th	95th	ADT
SW 53rd Pl	East Bound	21	29	29	38	43	150
SW 53rd Pl	West Bound	18	24	24	32	35	150

Summary

Time	< 15	15 - 19	20 - 24	25 - 29	30 - 34	35 - 39	40 - 44	45 - 49	50 - 54	55 - 59	60 - 64	65 - 69	70 +	Total
00:00 AM	0	0	1	1	0	0	0	0	0	0	0	0	0	2
00:15	0	0	0	0	0	0	0	0	0	0	0	0	0	0
00:30	0	0	0	1	0	0	0	0	0	0	0	0	0	1
00:45	0	0	0	0	0	0	0	0	0	0	0	0	0	0
01:00	0	0	0	0	0	0	0	0	0	0	0	0	0	0
01:15	0	0	0	0	0	0	0	0	0	0	0	0	0	0
01:30	0	0	0	0	0	0	0	0	0	0	0	0	0	0
01:45	0	0	0	0	0	0	0	0	0	0	0	0	0	0
02:00	0	0	0	0	0	0	0	0	0	0	0	0	0	0
02:15	0	0	0	0	0	0	0	0	0	0	0	0	0	0
02:30	0	0	0	0	0	0	0	0	0	0	0	0	0	0
02:45	0	0	0	0	0	0	0	0	0	0	0	0	0	0
03:00	0	0	0	0	0	0	0	0	0	0	0	0	0	0
03:15	0	0	0	0	0	0	0	0	0	0	0	0	0	0
03:30	0	0	0	0	0	0	0	0	0	0	0	0	0	0
03:45	0	0	0	0	0	0	0	0	0	0	0	0	0	0
04:00	0	0	0	0	0	0	0	0	0	0	0	0	0	0
04:15	1	0	0	0	0	0	0	0	0	0	0	0	0	1
04:30	0	0	1	0	0	0	0	0	0	0	0	0	0	1
04:45	0	0	1	0	0	0	0	0	0	0	0	0	0	1
05:00	0	0	0	0	0	0	0	0	0	0	0	0	0	0
05:15	0	1	0	0	1	0	0	0	0	0	0	0	0	2
05:30	0	1	0	0	0	0	0	0	0	0	0	0	0	1
05:45	0	0	0	0	1	0	0	0	0	0	0	0	0	1
06:00	0	0	1	0	0	0	0	0	0	0	0	0	0	1
06:15	0	1	0	2	0	0	0	0	0	0	0	0	0	3
06:30	0	1	1	0	0	0	0	0	0	0	0	0	0	2
06:45	0	0	2	0	1	0	0	0	0	0	0	0	0	3
07:00	0	0	1	0	1	0	0	0	0	0	0	0	0	2
07:15	1	1	3	2	0	0	0	0	0	0	0	0	0	7
07:30	2	2	1	4	0	0	0	0	0	0	0	0	0	9
07:45	0	0	3	3	2	1	0	0	0	0	0	0	0	9
08:00	1	1	1	1	0	1	0	0	0	0	0	0	0	4
08:15	0	0	1	2	1	0	0	0	0	0	0	0	0	4
08:30	0	0	0	1	1	1	0	0	0	0	0	0	0	3
08:45	0	0	3	1	0	1	1	0	0	0	0	0	0	6
09:00	0	0	1	0	1	1	0	0	0	0	0	0	0	3
09:15	1	1	3	1	0	0	0	0	0	0	0	0	0	5
09:30	0	1	0	1	0	0	0	0	0	0	0	0	0	3
09:45	0	0	0	1	1	1	0	0	0	0	0	0	0	3
10:00	0	1	0	0	0	0	0	0	0	0	0	0	0	1
10:15	0	0	0	2	2	0	0	0	0	0	0	0	0	4
10:30	0	1	1	1	0	0	0	0	0	0	0	0	0	3
10:45	0	1	1	1	0	0	0	0	0	0	0	0	0	3
11:00	0	0	1	1	0	0	0	0	0	0	0	0	0	2
11:15	0	1	2	0	2	1	0	1	1	0	0	0	0	8
11:30	0	0	0	0	0	0	0	0	0	0	0	0	0	0
11:45	0	0	1	2	2	0	0	0	0	0	0	0	0	5
12:00 PM	0	0	2	1	0	1	1	0	0	0	0	0	0	5
12:15	0	1	0	0	0	0	0	0	0	0	0	0	0	1
12:30	0	0	0	0	0	0	0	0	0	0	0	0	0	0
12:45	0	0	0	1	1	0	0	0	0	0	0	0	0	2
13:00	0	1	0	3	0	1	0	0	0	0	0	0	0	5
13:15	0	1	0	1	0	1	1	0	0	0	0	0	0	4
13:30	0	3	2	2	1	0	0	0	0	0	0	0	0	8
13:45	2	0	0	2	2	1	0	0	0	0	0	0	0	7
14:00	0	0	2	3	2	0	1	0	0	0	0	0	0	8
14:15	0	0	0	3	1	0	0	0	0	0	0	0	0	4
14:30	0	0	0	2	1	2	0	0	0	0	0	0	0	5
14:45	0	0	2	1	2	1	1	0	0	0	0	0	0	7
15:00	0	1	3	2	0	0	1	0	0	0	0	0	0	7
15:15	0	0	1	1	1	3	1	0	0	0	0	0	0	7
15:30	0	0	2	2	1	1	0	0	0	0	0	0	0	6
15:45	0	1	4	3	0	0	0	0	0	0	0	0	0	8
16:00	0	3	1	1	2	2	0	1	0	0	0	0	0	10
16:15	1	0	3	1	0	0	0	0	0	0	0	0	0	5
16:30	0	1	6	0	2	0	0	1	0	0	0	0	0	10
16:45	3	0	3	3	2	0	0	0	0	0	0	0	0	11
17:00	1	0	1	1	2	0	0	0	0	0	0	0	0	5
17:15	1	0	0	2	3	2	0	0	0	0	0	0	0	8
17:30	0	0	3	1	1	2	1	0	0	0	0	0	0	8
17:45	0	0	0	2	3	0	0	0	0	0	0	0	0	5
18:00	0	0	2	2	1	1	0	0	0	0	0	0	0	6
18:15	0	0	1	1	0	1	0	0	0	0	0	0	0	3
18:30	1	1	0	2	0	0	0	0	0	0	0	0	0	4
18:45	0	0	1	2	1	0	0	0	0	0	0	0	0	4
19:00	0	0	0	2	0	0	0	0	0	0	0	0	0	2
19:15	0	0	0	0	0	0	0	0	0	0	0	0	0	0
19:30	1	0	0	0	0	0	0	0	0	0	0	0	0	1
19:45	1	0	3	0	0	0	1	0	0	0	0	0	0	5
20:00	1	1	0	1	0	1	0	0	0	0	0	0	0	4
20:15	0	1	1	1	4	0	0	0	0	0	0	0	0	6
20:30	0	1	1	1	13	16	14	3	15	45	0	0	0	46
20:45	0	0	0	0	1	0	1	0	1	0	0	0	0	2
21:00	0	0	1	0	0	1	0	0	0	0	0	0	0	2
21:15	0	0	0	0	0	0	0	0	0	0	0	0	0	0
21:30	0	0	0	0	0	0	0	0	0	0	0	0	0	0
21:45	0	0	0	0	0	0	0	0	0	0	0	0	0	0
22:00	0	0	0	0	0	0	0	0	0	0	0	0	0	0
22:15	0	0	0	0	0	0	0	0	0	0	0	0	0	0
22:30	0	0	0	1	0	1	0	0	0	0	0	0	0	2
22:45	0	0	0	0	0	0	0	0	0	0	0	0	0	0
23:00	0	0	0	0	0	0	0	0	0	0	0	0	0	0
23:15	0	0	0	0	0	0	0	0	0	0	0	0	0	0
23:30	0	0	0	1	0	0	0	0	0	0	0	0	0	1
23:45	0	1	1	0	0	0	0	0	0	0	0	0	0	3
<b>Totals</b>	<b>18</b>	<b>31</b>	<b>78</b>	<b>78</b>	<b>52</b>	<b>28</b>	<b>9</b>	<b>4</b>	<b>1</b>					<b>300</b>
<b>% of Totals</b>	<b>6%</b>	<b>10%</b>	<b>26%</b>	<b>26%</b>	<b>17%</b>	<b>10%</b>	<b>3%</b>	<b>1%</b>	<b>0%</b>					<b>100%</b>

AM Volumes	8	14	23	26	19	6	1	1	1	0 <th>0 <th>0 <th>0 <th>103</th> </th></th></th>	0 <th>0 <th>0 <th>103</th> </th></th>	0 <th>0 <th>103</th> </th>	0 <th>103</th>	103		
% AM	2%	5%	10%	9%	6%	2%	0%	0%	0%	0%	0%	0%	0%	34%		
AM Peak Hour	07:15	07:15	07:00	07:00	07:45	08:15	08:00	10:30	10:30					07:35		
Volume	4	4	8	4	3	3	1	1	1					23		
PM Volumes	12	17	49	52	33	23	8	3	0	0	0	0	0	197		
% PM	4%	6%	16%	17%	11%	8%	3%	1%	0%	0%	0%	0%	0%	66%		
PM Peak Hour	16:15	12:45	15:45	13:30	16:30	14:30	15:45							16:00		
Volume	5	11	10	9	9	3	2							96		
Directional Peak Periods	AM 7-9				NOON 12-2				PM 4-6				Off Peak Volumes			
All Classes	Volume				Volume				Volume				Volume			
	44				32				62				162			
	15%				11%				21%				54%			

Street Name	Direction	Percentiles					
		15th	50th	Average	85th	95th	ADT
SW 53rd Pl	Summary	19	26	27	35	40	300

# SPEED

SW 53rd Pl Bet. SW 117th Terrace & SW 117th Ave

Day: Tuesday  
Date: 5/16/2023

City: Cooper City  
Project #: FL23\_140259\_007e

**East Bound**

Time	< 15	15 - 19	20 - 24	25 - 29	30 - 34	35 - 39	40 - 44	45 - 49	50 - 54	55 - 59	60 - 64	65 - 69	70 +	Total
00:00 AM	0	0	1	1	0	0	0	0	0	0	0	0	0	2
01:00	0	0	0	0	0	0	0	0	0	0	0	0	0	0
02:00	0	0	0	0	0	0	0	0	0	0	0	0	0	0
03:00	0	0	0	0	0	0	0	0	0	0	0	0	0	0
04:00	1	0	0	0	0	0	0	0	0	0	0	0	0	1
05:00	0	0	0	0	0	0	0	0	0	0	0	0	0	0
06:00	0	1	0	2	0	0	0	0	0	0	0	0	0	3
07:00	3	1	3	6	1	1	0	0	0	0	0	0	0	15
08:00	1	1	2	2	1	2	0	0	0	0	0	0	0	9
09:00	0	0	1	2	0	1	0	0	0	0	0	0	0	4
10:00	0	0	0	0	2	0	0	0	0	0	0	0	0	2
11:00	0	1	0	0	2	1	0	1	1	0	0	0	0	6
12:00 PM	0	0	0	2	1	1	1	0	0	0	0	0	0	5
13:00	0	3	1	4	2	2	1	0	0	0	0	0	0	13
14:00	0	0	1	4	5	3	2	0	0	0	0	0	0	15
15:00	0	1	3	6	0	4	2	0	0	0	0	0	0	16
16:00	1	1	5	2	3	2	0	2	0	0	0	0	0	16
17:00	0	0	3	3	5	2	1	0	0	0	0	0	0	14
18:00	0	1	1	6	0	2	0	0	0	0	0	0	0	10
19:00	1	0	3	0	0	0	1	0	0	0	0	0	0	5
20:00	0	1	0	1	4	1	0	1	0	0	0	0	0	8
21:00	0	0	1	0	0	1	0	0	0	0	0	0	0	2
22:00	0	0	0	1	0	1	0	0	0	0	0	0	0	2
23:00	0	0	1	1	0	0	0	0	0	0	0	0	0	2
<b>Totals</b>	<b>7</b>	<b>11</b>	<b>26</b>	<b>43</b>	<b>26</b>	<b>24</b>	<b>8</b>	<b>4</b>	<b>1</b>					<b>150</b>
<b>% of Totals</b>	5%	7%	17%	29%	17%	16%	5%	3%	1%					100%

<b>AM Volumes</b>	5	4	7	13	6	5	0	1	1	0	0	0	0	42
<b>% AM</b>	3%	3%	5%	9%	4%	3%		1%	1%					28%
<b>AM Peak Hour</b>	07:00	06:00	07:00	07:00	10:00	08:00		11:00	11:00					07:00
<b>Volume</b>	3	1	3	6	2	2		1	1					15
<b>PM Volumes</b>	2	7	19	30	20	19	8	3	0	0	0	0	0	108
<b>% PM</b>	1%	5%	13%	20%	13%	13%	5%	2%						72%
<b>PM Peak Hour</b>	16:00	13:00	16:00	15:00	14:00	15:00	14:00	16:00						15:00
<b>Volume</b>	1	3	5	6	5	4	2	2						16

Directional Peak Periods All Speeds	AM 7-9		NOON 12-2		PM 4-6		Off Peak Volumes	
	Volume	%	Volume	%	Volume	%	Volume	%
	24	↔ 16%	18	↔ 12%	30	↔ 20%	78	↔ 52%

Street Name	Direction	Percentiles					
		15th	50th	Average	85th	95th	ADT
SW 53rd Pl	East Bound	21	29	29	38	43	150
SW 53rd Pl	West Bound	18	24	24	32	35	150



# SPEED

SW 53rd Pl Bet. SW 117th Terrace & SW 117th Ave

Day: Tuesday  
Date: 5/16/2023

City: Cooper City  
Project #: FL23\_140259\_007w

## West Bound

Time	< 15	15 - 19	20 - 24	25 - 29	30 - 34	35 - 39	40 - 44	45 - 49	50 - 54	55 - 59	60 - 64	65 - 69	70 +	Total
00:00 AM	0	0	0	1	0	0	0	0	0	0	0	0	0	1
01:00	0	0	0	0	0	0	0	0	0	0	0	0	0	0
02:00	0	0	0	0	0	0	0	0	0	0	0	0	0	0
03:00	0	0	0	0	0	0	0	0	0	0	0	0	0	0
04:00	0	0	2	0	0	0	0	0	0	0	0	0	0	2
05:00	0	2	0	0	2	0	0	0	0	0	0	0	0	4
06:00	0	1	4	0	1	0	0	0	0	0	0	0	0	6
07:00	0	2	5	3	2	0	0	0	0	0	0	0	0	12
08:00	0	0	3	2	2	0	1	0	0	0	0	0	0	8
09:00	1	2	2	1	3	1	0	0	0	0	0	0	0	10
10:00	0	3	2	3	1	0	0	0	0	0	0	0	0	9
11:00	0	0	4	3	2	0	0	0	0	0	0	0	0	9
12:00 PM	0	1	2	0	0	0	0	0	0	0	0	0	0	3
13:00	2	2	1	4	1	1	0	0	0	0	0	0	0	11
14:00	0	0	3	5	1	0	0	0	0	0	0	0	0	9
15:00	0	1	7	2	2	0	0	0	0	0	0	0	0	12
16:00	3	3	7	3	4	0	0	0	0	0	0	0	0	20
17:00	2	0	3	4	1	2	0	0	0	0	0	0	0	12
18:00	1	0	3	1	2	0	0	0	0	0	0	0	0	7
19:00	1	0	2	0	0	0	0	0	0	0	0	0	0	3
20:00	1	2	2	1	1	1	0	0	0	0	0	0	0	8
21:00	0	0	0	1	1	0	0	0	0	0	0	0	0	2
22:00	0	0	0	0	0	0	0	0	0	0	0	0	0	0
23:00	0	1	0	1	0	0	0	0	0	0	0	0	0	2
<b>Totals</b>	<b>11</b>	<b>20</b>	<b>52</b>	<b>35</b>	<b>26</b>	<b>5</b>	<b>1</b>							<b>150</b>
<b>% of Totals</b>	<b>7%</b>	<b>13%</b>	<b>35%</b>	<b>23%</b>	<b>17%</b>	<b>3%</b>	<b>1%</b>							<b>100%</b>

<b>AM Volumes</b>	1	10	22	13	13	1	1	0	0	0	0	0	0	61
<b>% AM</b>	1%	7%	15%	9%	9%	1%	1%							41%
<b>AM Peak Hour</b>	09:00	10:00	07:00	07:00	09:00	09:00	08:00							07:00
<b>Volume</b>	1	3	5	3	3	1	1							12
<b>PM Volumes</b>	10	10	30	22	13	4	0	0	0	0	0	0	0	89
<b>% PM</b>	7%	7%	20%	15%	9%	3%								59%
<b>PM Peak Hour</b>	16:00	16:00	15:00	14:00	16:00	17:00								16:00
<b>Volume</b>	3	3	7	5	4	2								20

Directional Peak Periods All Speeds	AM 7-9		NOON 12-2		PM 4-6		Off Peak Volumes	
	Volume	%	Volume	%	Volume	%	Volume	%
	20	↔ 13%	14	↔ 9%	32	↔ 21%	84	↔ 56%

Street Name	Direction	Percentiles					ADT
		15th	50th	Average	85th	95th	
SW 53rd Pl	East Bound	21	29	29	38	43	150
SW 53rd Pl	West Bound	18	24	24	32	35	150

# SPEED

SW 53rd Pl Bet. SW 117th Terrace & SW 117th Ave

Day: Tuesday  
Date: 5/16/2023

City: Cooper City  
Project #: FL23\_140259\_007

## Summary

Time	< 15	15 - 19	20 - 24	25 - 29	30 - 34	35 - 39	40 - 44	45 - 49	50 - 54	55 - 59	60 - 64	65 - 69	70 +	Total
00:00 AM	0	0	1	2	0	0	0	0	0	0	0	0	0	3
01:00	0	0	0	0	0	0	0	0	0	0	0	0	0	0
02:00	0	0	0	0	0	0	0	0	0	0	0	0	0	0
03:00	0	0	0	0	0	0	0	0	0	0	0	0	0	0
04:00	1	0	2	0	0	0	0	0	0	0	0	0	0	3
05:00	0	2	0	0	2	0	0	0	0	0	0	0	0	4
06:00	0	2	4	2	1	0	0	0	0	0	0	0	0	9
07:00	3	3	8	9	3	1	0	0	0	0	0	0	0	27
08:00	1	1	5	4	3	2	1	0	0	0	0	0	0	17
09:00	1	2	3	3	3	2	0	0	0	0	0	0	0	14
10:00	0	3	2	3	3	0	0	0	0	0	0	0	0	11
11:00	0	1	4	3	4	1	0	1	1	0	0	0	0	15
12:00 PM	0	1	2	2	1	1	1	0	0	0	0	0	0	8
13:00	2	5	2	8	3	3	1	0	0	0	0	0	0	24
14:00	0	0	4	9	6	3	2	0	0	0	0	0	0	24
15:00	0	2	10	8	2	4	2	0	0	0	0	0	0	28
16:00	4	4	12	5	7	2	0	2	0	0	0	0	0	36
17:00	2	0	6	7	6	4	1	0	0	0	0	0	0	26
18:00	1	1	4	7	2	2	0	0	0	0	0	0	0	17
19:00	2	0	5	0	0	0	1	0	0	0	0	0	0	8
20:00	1	3	2	2	5	2	0	1	0	0	0	0	0	16
21:00	0	0	1	1	1	1	0	0	0	0	0	0	0	4
22:00	0	0	0	1	0	1	0	0	0	0	0	0	0	2
23:00	0	1	1	2	0	0	0	0	0	0	0	0	0	4
<b>Totals</b>	<b>18</b>	<b>31</b>	<b>78</b>	<b>78</b>	<b>52</b>	<b>29</b>	<b>9</b>	<b>4</b>	<b>1</b>					<b>300</b>
<b>% of Totals</b>	<b>6%</b>	<b>10%</b>	<b>26%</b>	<b>26%</b>	<b>17%</b>	<b>10%</b>	<b>3%</b>	<b>1%</b>	<b>0%</b>					<b>100%</b>

<b>AM Volumes</b>	6	14	29	26	19	6	1	1	1	0	0	0	0	103
<b>% AM</b>	2%	5%	10%	9%	6%	2%	0%	0%	0%					34%
<b>AM Peak Hour</b>	07:00	07:00	07:00	07:00	11:00	08:00	08:00	11:00	11:00					07:00
<b>Volume</b>	3	3	8	9	4	2	1	1	1					27
<b>PM Volumes</b>	12	17	49	52	33	23	8	3	0	0	0	0	0	197
<b>% PM</b>	4%	6%	16%	17%	11%	8%	3%	1%						66%
<b>PM Peak Hour</b>	16:00	13:00	16:00	14:00	16:00	15:00	14:00	16:00						16:00
<b>Volume</b>	4	5	12	9	7	4	2	2						36

Directional Peak Periods All Speeds	AM 7-9		NOON 12-2		PM 4-6		Off Peak Volumes	
	Volume	%	Volume	%	Volume	%	Volume	%
	44	↔ 15%	32	↔ 11%	62	↔ 21%	162	↔ 54%

Street Name	Direction	Percentiles					
		15th	50th	Average	85th	95th	ADT
SW 53rd Pl	Summary	19	26	27	35	40	300

**VOLUME**

SW 53rd Pl Bet. SW 117th Terrace & SW 117th Ave

Day: Tuesday  
Date: 5/16/2023

City: Cooper City  
Project #: FL23\_140259\_007

DAILY TOTALS							NB		SB		DAILY TOTALS							EB		WB		Total	
							0	0								150	150					300	
AM Period	NB	SB	EB	WB	TOTAL		PMI Period	NB	SB	EB	WB	TOTAL	SPLIT %		EB	WB	TOTAL	SPLIT %		EB	WB	TOTAL	
00:15	0	0	1	1	2		12:00	0	0	3	2	5			0	0	2			0	0	2	5
00:30	0	0	0	0	0		12:15	0	0	0	1	1			0	0	1			0	0	1	1
00:45	0	0	1	0	1		12:30	0	0	0	0	0			0	0	0			0	0	0	0
01:00	0	0	0	0	0		12:45	0	0	2	5	7			0	0	2			0	0	2	7
01:15	0	0	0	0	0		13:00	0	0	3	3	6			0	0	3			0	0	3	6
01:30	0	0	0	0	0		13:15	0	0	3	1	4			0	0	1			0	0	1	4
01:45	0	0	0	0	0		13:30	0	0	3	5	8			0	0	3			0	0	3	8
02:00	0	0	0	0	0		13:45	0	0	4	13	17			0	0	4			0	0	4	17
02:15	0	0	0	0	0		14:00	0	0	6	2	8			0	0	2			0	0	2	8
02:30	0	0	0	0	0		14:15	0	0	2	2	4			0	0	2			0	0	2	4
02:45	0	0	0	0	0		14:30	0	0	2	3	5			0	0	2			0	0	2	5
03:00	0	0	0	0	0		14:45	0	0	5	15	20			0	0	5			0	0	5	20
03:15	0	0	0	0	0		15:00	0	0	3	4	7			0	0	3			0	0	3	7
03:30	0	0	0	0	0		15:15	0	0	5	2	7			0	0	2			0	0	2	7
03:45	0	0	0	0	0		15:30	0	0	4	4	8			0	0	2			0	0	2	8
04:00	0	0	0	0	0		15:45	0	0	4	16	20			0	0	4			0	0	4	20
04:15	0	0	0	0	0		16:00	0	0	6	4	10			0	0	4			0	0	4	10
04:30	0	0	0	0	0		16:15	0	0	3	2	5			0	0	2			0	0	2	5
04:45	0	0	0	0	0		16:30	0	0	0	7	7			0	0	7			0	0	7	10
05:00	0	0	0	0	0		16:45	0	0	4	16	20			0	0	4			0	0	4	20
05:15	0	0	0	0	0		17:00	0	0	2	3	5			0	0	3			0	0	3	5
05:30	0	0	0	0	0		17:15	0	0	5	3	8			0	0	3			0	0	3	8
05:45	0	0	0	0	0		17:30	0	0	5	3	8			0	0	3			0	0	3	8
06:00	0	0	0	0	0		17:45	0	0	2	14	16			0	0	2			0	0	2	16
06:15	0	0	0	0	0		18:00	0	0	2	4	6			0	0	4			0	0	4	6
06:30	0	0	0	0	0		18:15	0	0	2	1	3			0	0	1			0	0	1	3
06:45	0	0	0	0	0		18:30	0	0	3	1	4			0	0	1			0	0	1	4
07:00	0	0	0	0	0		18:45	0	0	3	10	13			0	0	3			0	0	3	13
07:15	0	0	0	0	0		19:00	0	0	1	1	2			0	0	1			0	0	1	2
07:30	0	0	0	0	0		19:15	0	0	0	0	0			0	0	0			0	0	0	0
07:45	0	0	0	0	0		19:30	0	0	0	1	1			0	0	1			0	0	1	1
08:00	0	0	0	0	0		19:45	0	0	4	5	9			0	0	4			0	0	4	9
08:15	0	0	0	0	0		20:00	0	0	1	1	2			0	0	1			0	0	1	2
08:30	0	0	0	0	0		20:15	0	0	3	3	6			0	0	3			0	0	3	6
08:45	0	0	0	0	0		20:30	0	0	3	1	4			0	0	1			0	0	1	4
09:00	0	0	0	0	0		20:45	0	0	1	8	9			0	0	1			0	0	1	9
09:15	0	0	2	1	3		21:00	0	0	2	0	2			0	0	2			0	0	2	2
09:30	0	0	1	2	3		21:15	0	0	0	0	0			0	0	0			0	0	0	0
09:45	0	0	0	0	0		21:30	0	0	0	0	0			0	0	0			0	0	0	0
10:00	0	0	0	0	0		21:45	0	0	0	2	2			0	0	2			0	0	2	2
10:15	0	0	0	0	0		22:00	0	0	0	0	0			0	0	0			0	0	0	0
10:30	0	0	0	0	0		22:15	0	0	0	0	0			0	0	0			0	0	0	0
10:45	0	0	0	0	0		22:30	0	0	2	0	2			0	0	2			0	0	2	2
11:00	0	0	0	0	0		22:45	0	0	0	0	0			0	0	0			0	0	0	0
11:15	0	0	0	0	0		23:00	0	0	0	0	0			0	0	0			0	0	0	0
11:30	0	0	0	0	0		23:15	0	0	0	0	0			0	0	0			0	0	0	0
11:45	0	0	0	0	0		23:30	0	0	0	1	1			0	0	1			0	0	1	1
TOTALS			42	61	103		23:45	0	0	2	2	4			0	0	2			0	0	2	4
SPLIT %			40.8%	59.2%	34.3%		TOTALS			108	89	197					108					89	197
							SPLIT %			54.8%	45.2%	65.7%					54.8%					45.2%	65.7%
<b>DAILY TOTALS</b>							NB		SB		<b>DAILY TOTALS</b>							EB		WB		Total	
							0	0								150	150					300	
AM Peak Hour			07:15	06:45	07:15		PMI Peak Hour			15:15	16:00	16:00			PM Peak Hour			15:15	16:00	16:00			16:00
AM Pk Volume			19	12	29		PM Pk Volume			19	20	36			PM Pk Volume			19	20	36			36
Pk Hr Factor			0.792	0.600	0.806		Pk Hr Factor			0.792	0.714	0.818			Pk Hr Factor			0.792	0.714	0.818			0.818
7 - 9 Volume	0	0	24	20	44		4 - 6 Volume	0	0	30	32	62			4 - 6 Volume	0	0	30	32	62			62
7 - 9 Peak Hour	0	0	07:15	07:00	07:15		4 - 6 Peak Hour	0	0	16:00	16:00	16:00			4 - 6 Peak Hour	0	0	16:00	16:00	16:00			16:00
7 - 9 Pk Volume	0	0	19	12	29		4 - 6 Pk Volume	0	0	16	20	36			4 - 6 Pk Volume	0	0	16	20	36			36
Pk Hr Factor	0.930	0.900	0.792	0.600	0.806		Pk Hr Factor	0.930	0.930	0.667	0.714	0.818			Pk Hr Factor	0.930	0.930	0.667	0.714	0.818			0.818

East Bound														
Time	< 15	15 - 19	20 - 24	25 - 29	30 - 34	35 - 39	40 - 44	45 - 49	50 - 54	55 - 59	60 - 64	65 - 69	70 +	Total
00:00 AM	0	0	0	0	1	0	0	0	0	0	0	0	0	1
00:15	0	0	0	0	0	0	0	0	0	0	0	0	0	0
00:30	0	0	0	0	0	0	0	0	0	0	0	0	0	0
00:45	0	0	0	0	1	0	0	0	0	0	0	0	0	1
01:00	0	0	0	0	0	0	0	0	0	0	0	0	0	0
01:15	0	0	1	0	0	0	0	0	0	0	0	0	0	1
01:30	0	0	0	0	0	0	0	0	0	0	0	0	0	0
01:45	0	0	0	0	0	0	0	0	0	0	0	0	0	0
02:00	0	0	0	0	0	0	0	0	0	0	0	0	0	0
02:15	0	0	0	0	0	0	0	0	0	0	0	0	0	0
02:30	0	0	0	0	0	0	0	0	0	0	0	0	0	0
02:45	0	0	0	0	0	0	0	0	0	0	0	0	0	0
03:00	0	0	0	0	0	0	0	0	0	0	0	0	0	0
03:15	0	0	0	0	0	0	0	0	0	0	0	0	0	0
03:30	0	0	0	0	0	0	0	0	0	0	0	0	0	0
03:45	0	0	0	0	0	0	0	0	0	0	0	0	0	0
04:00	1	0	0	0	0	0	0	0	0	0	0	0	0	1
04:15	0	0	0	0	0	0	0	0	0	0	0	0	0	0
04:30	0	0	0	0	1	0	0	0	0	0	0	0	0	1
04:45	0	0	0	0	0	0	0	0	0	0	0	0	0	0
05:00	0	0	0	0	0	0	0	0	0	0	0	0	0	0
05:15	0	0	0	0	0	0	0	0	0	0	0	0	0	0
05:30	0	0	0	0	0	0	0	0	0	0	0	0	0	0
05:45	0	0	1	0	0	0	0	0	0	0	0	0	0	1
06:00	0	0	0	0	0	0	0	0	0	0	0	0	0	0
06:15	0	0	0	0	0	0	0	0	0	0	0	0	0	0
06:30	0	0	0	0	0	0	0	0	0	0	0	0	0	0
06:45	0	0	0	1	0	0	0	0	0	0	0	0	0	1
07:00	0	1	1	0	0	1	0	0	0	0	0	0	0	3
07:15	0	0	0	0	0	1	0	0	0	0	0	0	0	1
07:30	0	0	1	2	1	0	0	0	0	0	0	0	0	4
07:45	0	1	0	1	2	0	1	0	0	0	0	0	0	4
08:00	0	0	1	1	0	1	0	0	0	0	0	0	0	2
08:15	0	0	1	0	0	0	0	0	0	0	0	0	0	1
08:30	0	0	1	0	0	0	0	0	0	0	0	0	0	1
08:45	0	0	1	1	0	0	0	0	0	0	0	0	0	2
09:00	0	0	1	2	0	0	0	0	0	0	0	0	0	3
09:15	0	0	1	0	0	0	0	0	0	0	0	0	0	1
09:30	0	1	0	0	0	0	0	0	0	0	0	0	0	2
09:45	0	0	1	0	1	0	0	0	0	0	0	0	0	2
10:00	1	0	0	1	0	0	0	0	0	0	0	0	0	2
10:15	0	0	0	0	0	0	0	0	0	0	0	0	0	0
10:30	0	0	0	0	3	0	0	0	0	0	0	0	0	3
10:45	1	0	0	0	0	0	2	0	0	0	0	0	0	3
11:00	0	0	1	0	1	0	0	0	0	0	0	0	0	2
11:15	0	0	0	1	0	1	0	0	0	0	0	0	0	2
11:30	0	0	1	1	0	1	0	1	0	0	0	0	0	4
11:45	0	0	0	0	0	0	0	0	0	0	0	0	0	0
12:00 PM	0	1	0	0	1	0	0	0	0	0	0	0	0	1
12:15	0	1	0	1	0	0	0	0	0	0	0	0	0	2
12:30	0	0	0	2	0	0	0	0	0	0	0	0	0	2
12:45	0	0	0	0	0	0	0	0	0	0	0	0	0	0
13:00	0	0	0	0	0	0	0	0	0	0	0	0	0	0
13:15	0	0	0	1	1	0	0	0	0	0	0	0	0	2
13:30	0	0	0	2	0	0	0	0	0	0	0	0	0	2
13:45	0	1	1	0	1	0	0	0	0	0	0	0	0	4
14:00	0	0	0	2	1	0	0	0	0	0	0	0	0	3
14:15	0	0	0	1	0	1	0	0	0	0	0	0	0	2
14:30	0	0	0	2	0	1	0	0	0	0	0	0	0	3
14:45	0	0	1	0	0	0	1	0	0	0	0	0	0	2
15:00	0	0	0	1	3	3	1	0	0	0	0	0	0	6
15:15	0	0	1	1	0	0	0	0	0	0	0	0	0	2
15:30	0	0	0	1	0	1	0	0	0	0	0	0	0	2
15:45	0	0	0	1	0	0	1	0	0	0	0	0	0	2
16:00	0	0	1	0	4	1	0	0	0	0	0	0	0	6
16:15	0	0	0	0	0	0	0	0	0	0	0	0	0	1
16:30	1	1	0	1	0	0	1	0	0	0	0	0	0	4
16:45	0	0	0	3	0	2	0	1	0	0	0	0	0	6
17:00	0	0	0	2	9	0	0	0	0	0	0	0	0	11
17:15	0	0	0	1	0	0	0	0	0	0	0	0	0	1
17:30	1	0	1	0	1	1	0	0	0	0	0	0	0	4
17:45	1	0	0	1	1	0	0	0	0	0	0	0	0	3
18:00	0	0	0	1	0	0	0	0	0	0	0	0	0	1
18:15	0	0	0	2	1	0	0	0	0	0	0	0	0	3
18:30	0	0	1	0	0	0	0	0	0	0	0	0	0	1
18:45	0	0	0	1	0	0	0	0	0	0	0	0	0	1
19:00	0	0	0	0	1	0	0	0	0	0	0	0	0	1
19:15	0	0	1	0	0	1	0	0	0	0	0	0	0	2
19:30	0	1	0	0	1	3	0	0	0	0	0	0	0	5
19:45	0	0	1	2	0	0	0	0	0	0	0	0	0	3
20:00	0	0	0	2	0	0	0	0	0	0	0	0	0	2
20:15	0	0	1	1	1	0	0	0	0	0	0	0	0	3
20:30	0	0	1	4	1	0	0	0	0	0	0	0	0	6
20:45	0	0	1	2	0	0	0	0	0	0	0	0	0	3
21:00	0	0	1	0	0	1	0	0	0	0	0	0	0	2
21:15	0	2	0	0	1	0	0	0	0	0	0	0	0	3
21:30	0	1	0	0	0	1	0	0	0	0	0	0	0	2
21:45	0	0	0	2	1	0	0	0	0	0	0	0	0	3
22:00	0	0	0	0	2	0	0	0	0	0	0	0	0	2
22:15	0	0	1	0	0	0	0	0	0	0	0	0	0	1
22:30	0	0	0	0	1	0	1	0	0	0	0	0	0	2
22:45	0	0	0	0	0	0	0	0	0	0	0	0	0	0
23:00	0	0	0	1	0	0	0	0	0	0	0	0	0	1
23:15	0	0	0	0	0	0	0	0	0	0	0	0	0	0
23:30	0	0	0	0	0	0	0	0	0	0	0	0	0	0
23:45	0	0	0	0	0	0	0	0	0	0	0	0	0	0
<b>Totals</b>	<b>6</b>	<b>9</b>	<b>29</b>	<b>44</b>	<b>45</b>	<b>20</b>	<b>7</b>	<b>2</b>						<b>162</b>
<b>% of Totals</b>	<b>4%</b>	<b>6%</b>	<b>18%</b>	<b>27%</b>	<b>28%</b>	<b>12%</b>	<b>4%</b>	<b>1%</b>						<b>100%</b>

AM Volumes		PM Volumes		NOON 12-2		PM 4-6		Off Peak Volumes	
Volume	%	Volume	%	Volume	%	Volume	%	Volume	%
3	2%	7	4%	11	7%	11	7%	95	59%
10:00	16%	20:45	13%	16:30	10%	14:00	9%		
2	1%	2	1%	4	3%	2	1%		
2	1%	2	1%	1	1%	1	1%		
2	1%	2	1%	1	1%	1	1%		

Street Name	Direction	15th	50th	Average	85th	95th	ADT
SW 53rd Pl	East Bound	22	29	29	36	41	162
SW 53rd Pl	West Bound	17	23	24	31	35	159

Time	< 15	15 - 19	20 - 24	25 - 29	30 - 34	35 - 39	40 - 44	45 - 49	50 - 54	55 - 59	60 - 64	65 - 69	70 +	Total
00:00 AM	0	0	0	0	0	0	0	0	0	0	0	0	0	0
00:15	0	0	0	0	0	0	0	0	0	0	0	0	0	0
00:30	0	0	0	0	0	0	0	0	0	0	0	0	0	0
00:45	0	0	0	0	0	0	0	0	0	0	0	0	0	0
01:00	0	0	0	0	0	0	0	0	0	0	0	0	0	0
01:15	0	0	0	0	0	0	0	0	0	0	0	0	0	0
01:30	0	0	0	0	0	0	0	0	0	0	0	0	0	0
01:45	0	0	0	0	0	0	0	0	0	0	0	0	0	0
02:00	0	0	0	0	0	0	0	0	0	0	0	0	0	0
02:15	0	0	0	0	0	0	0	0	0	0	0	0	0	0
02:30	0	0	0	0	0	0	0	0	0	0	0	0	0	0
02:45	0	0	0	0	0	0	0	0	0	0	0	0	0	0
03:00	0	0	0	0	0	0	0	0	0	0	0	0	0	0
03:15	0	0	0	0	0	0	0	0	0	0	0	0	0	0
03:30	0	0	0	0	0	0	0	0	0	0	0	0	0	0
03:45	0	0	0	0	0	0	0	0	0	0	0	0	0	0
04:00	0	0	0	0	0	0	0	0	0	0	0	0	0	0
04:15	0	0	0	0	1	0	0	0	0	0	0	0	0	1
04:30	0	0	0	0	0	0	0	0	0	0	0	0	0	0
04:45	0	1	1	0	0	0	0	0	0	0	0	0	0	2
05:00	0	0	0	0	0	0	0	0	0	0	0	0	0	0
05:15	0	1	0	0	0	0	0	0	0	0	0	0	0	1
05:30	0	0	0	0	0	0	0	0	0	0	0	0	0	0
05:45	1	1	0	0	0	0	0	0	0	0	0	0	0	2
06:00	0	0	1	0	0	0	0	0	0	0	0	0	0	1
06:15	2	0	1	0	1	0	0	0	0	0	0	0	0	4
06:30	0	0	0	0	0	0	0	0	0	0	0	0	0	0
06:45	0	1	1	1	0	0	0	0	0	0	0	0	0	3
07:00	0	0	0	1	0	0	0	0	0	0	0	0	0	1
07:15	0	0	1	3	0	1	0	0	0	0	0	0	0	5
07:30	0	0	3	0	2	0	0	0	0	0	0	0	0	5
07:45	0	0	3	1	0	0	0	0	0	0	0	0	0	2
08:00	0	0	0	0	0	0	0	0	0	0	0	0	0	0
08:15	0	1	0	0	0	0	0	0	0	0	0	0	0	1
08:30	0	1	2	1	1	0	0	0	0	0	0	0	0	5
08:45	0	0	1	2	0	0	0	0	0	0	0	0	0	3
09:00	0	1	0	0	0	0	0	0	0	0	0	0	0	1
09:15	0	1	0	0	1	0	0	0	0	0	0	0	0	3
09:30	2	0	1	2	0	0	0	0	0	0	0	0	0	5
09:45	0	0	0	0	1	1	0	0	0	0	0	0	0	2
10:00	0	1	0	0	0	0	0	0	0	0	0	0	0	1
10:15	0	0	1	0	0	0	0	0	0	0	0	0	0	1
10:30	0	0	0	0	1	0	1	0	0	0	0	0	0	2
10:45	0	0	0	0	1	0	0	0	0	0	0	0	0	1
11:00	0	0	0	0	0	0	0	0	0	0	0	0	0	0
11:15	0	1	1	0	0	0	0	0	0	0	0	0	0	3
11:30	0	0	0	0	0	0	0	0	0	0	0	0	0	0
11:45	0	0	3	0	0	1	0	0	0	0	0	0	0	4
12:00 PM	0	2	0	0	0	1	0	0	0	0	0	0	0	3
12:15	1	0	0	0	0	1	0	0	0	0	0	0	0	2
12:30	2	0	0	0	0	0	0	0	0	0	0	0	0	2
12:45	0	0	1	2	1	0	0	0	0	0	0	0	0	4
13:00	0	1	1	1	0	0	0	0	0	0	0	0	0	3
13:15	0	0	0	0	0	0	0	0	0	0	0	0	0	0
13:30	0	0	0	0	1	0	0	0	0	0	0	0	0	1
13:45	0	0	0	0	1	0	0	0	0	0	0	0	0	1
14:00	0	1	2	2	2	0	0	0	0	0	0	0	0	7
14:15	0	0	2	1	0	0	0	0	0	0	0	0	0	3
14:30	0	0	2	1	0	0	0	0	0	0	0	0	0	3
14:45	1	0	1	0	0	0	0	0	0	0	0	0	0	2
15:00	0	0	1	1	1	0	0	0	0	0	0	0	0	3
15:15	0	0	2	1	0	1	0	0	0	0	0	0	0	4
15:30	0	0	1	0	0	0	0	0	0	0	0	0	0	1
15:45	0	0	2	1	1	0	0	0	0	0	0	0	0	4
16:00	0	0	0	1	1	0	0	0	0	0	0	0	0	2
16:15	0	1	0	0	2	0	0	0	0	0	0	0	0	3
16:30	0	0	2	0	0	0	0	0	0	0	0	0	0	2
16:45	2	0	3	0	0	0	0	0	0	0	0	0	0	5
17:00	0	10	0	0	0	0	0	0	0	0	0	0	0	10
17:15	0	1	1	0	0	0	0	0	0	0	0	0	0	2
17:30	1	1	0	0	0	0	0	0	0	0	0	0	0	2
17:45	0	0	0	1	0	0	0	1	0	0	0	0	0	2
18:00	0	0	0	1	0	0	0	0	0	0	0	0	0	1
18:15	0	0	1	0	0	0	0	0	0	0	0	0	0	1
18:30	0	0	2	0	0	0	0	0	0	0	0	0	0	2
18:45	0	0	0	0	0	0	0	0	0	0	0	0	0	0
19:00	0	0	2	1	0	0	0	0	0	0	0	0	0	3
19:15	0	0	2	0	0	0	0	0	0	0	0	0	0	2
19:30	0	3	1	0	0	0	0	0	0	0	0	0	0	4
19:45	1	0	1	0	0	0	0	0	0	0	0	0	0	2
20:00	0	1	0	0	1	0	0	0	0	0	0	0	0	2
20:15	0	0	0	0	0	0	0	0	0	0	0	0	0	0
20:30	0	0	0	0	0	0	0	0	0	0	0	0	0	0
20:45	0	0	0	0	0	0	0	0	0	0	0	0	0	0
21:00	0	1	1	0	0	0	0	0	0	0	0	0	0	2
21:15	0	0	0	0	0	0	0	0	0	0	0	0	0	0
21:30	0	0	0	0	0	0	0	0	0	0	0	0	0	0
21:45	1	0	0	0	0	0	0	0	0	0	0	0	0	1
22:00	0	0	0	0	0	0	0	0	0	0	0	0	0	0
22:15	0	0	1	0	1	0	0	0	0	0	0	0	0	2
22:30	0	0	1	0	0	0	0	0	0	0	0	0	0	1
22:45	0	0	1	0	0	0	0	0	0	0	0	0	0	1
23:00	0	0	0	1	0	0	0	0	0	0	0	0	0	1
23:15	0	0	0	0	1	0	0	0	0	0	0	0	0	1
23:30	0	0	0	0	0	0	0	0	0	0	0	0	0	0
23:45	0	0	0	0	0	0	0	0	0	0	0	0	0	0
<b>Totals</b>	<b>14</b>	<b>32</b>	<b>53</b>	<b>31</b>	<b>21</b>	<b>6</b>	<b>1</b>	<b>1</b>						<b>159</b>
<b>% of Totals</b>	<b>9%</b>	<b>20%</b>	<b>33%</b>	<b>19%</b>	<b>13%</b>	<b>4%</b>	<b>1%</b>	<b>1%</b>						<b>100%</b>

AM Volumes		5	10	15	14	8	3	1	0	0	0	0	0	59	
% AM		3%	6%	11%	9%	5%	2%	1%						37%	
AM Peak Hour		05:30	06:15	06:45	06:30	06:45	11:30	09:45						06:45	
Volume		3	3	5	5	2	3	1						11	
PM Volumes		9	22	33	17	13	3	0	1	0	0	0	0	100	
% PM		6%	14%	22%	11%	8%	2%		1%					63%	
PM Peak Hour		12:00	16:45	14:00	12:45	13:15	12:00							16:45	
Volume		3	12	7	4	4	2							20	
Directional Peak Periods		AM 7-9				NOON 12-2				PM 4-6				Off Peak Volumes	
All Classes		Volume		%	Volume		%	Volume		%	Volume		%		
		22	←→	14%	19	←→	12%	28	←→	18%	90	←→	57%		

Street Name	Direction	Percentiles					
		15th	50th	Average	85th	95th	ADT
SW 53rd Pl	East Bound	22	29	29	36	41	162
SW 53rd Pl	West Bound	17	23	24	31	35	159

**Summary**

Time	< 15	15 - 19	20 - 24	25 - 29	30 - 34	35 - 39	40 - 44	45 - 49	50 - 54	55 - 59	60 - 64	65 - 69	70 +	Total
00:00 AM	0	0	0	0	1	0	0	0	0	0	0	0	0	1
00:15	0	0	0	0	0	0	0	0	0	0	0	0	0	0
00:30	0	0	0	0	0	0	0	0	0	0	0	0	0	0
00:45	0	0	0	0	1	0	0	0	0	0	0	0	0	1
01:00	0	0	0	0	0	0	0	0	0	0	0	0	0	0
01:15	0	0	1	0	0	0	0	0	0	0	0	0	0	1
01:30	0	0	0	0	0	0	0	0	0	0	0	0	0	0
01:45	0	0	0	0	0	0	0	0	0	0	0	0	0	0
02:00	0	0	0	0	0	0	0	0	0	0	0	0	0	0
02:15	0	0	0	0	0	0	0	0	0	0	0	0	0	0
02:30	0	0	0	0	0	0	0	0	0	0	0	0	0	0
02:45	0	0	0	0	0	0	0	0	0	0	0	0	0	0
03:00	0	0	0	0	0	0	0	0	0	0	0	0	0	0
03:15	0	0	0	0	0	0	0	0	0	0	0	0	0	0
03:30	0	0	0	0	0	0	0	0	0	0	0	0	0	0
03:45	0	0	0	0	0	0	0	0	0	0	0	0	0	0
04:00	1	0	0	0	0	0	0	0	0	0	0	0	0	1
04:15	0	0	0	0	1	0	0	0	0	0	0	0	0	1
04:30	0	0	0	0	1	0	0	0	0	0	0	0	0	1
04:45	0	1	1	0	0	0	0	0	0	0	0	0	0	2
05:00	0	0	0	0	0	0	0	0	0	0	0	0	0	0
05:15	0	1	0	0	0	0	0	0	0	0	0	0	0	1
05:30	0	0	0	0	0	0	0	0	0	0	0	0	0	0
05:45	1	1	1	0	0	0	0	0	0	0	0	0	0	3
06:00	0	0	1	0	0	0	0	0	0	0	0	0	0	1
06:15	2	0	1	0	1	0	0	0	0	0	0	0	0	4
06:30	0	0	0	0	0	0	0	0	0	0	0	0	0	0
06:45	0	1	1	2	0	0	0	0	0	0	0	0	0	4
07:00	0	1	1	1	0	1	0	0	0	0	0	0	0	4
07:15	0	0	1	3	0	2	0	0	0	0	0	0	0	6
07:30	0	0	4	2	3	0	0	0	0	0	0	0	0	9
07:45	0	1	1	2	2	0	0	0	0	0	0	0	0	6
08:00	0	0	1	2	0	1	0	0	0	0	0	0	0	2
08:15	0	1	1	0	0	0	0	0	0	0	0	0	0	2
08:30	0	1	3	1	1	0	0	0	0	0	0	0	0	6
08:45	0	0	2	3	0	0	0	0	0	0	0	0	0	5
09:00	0	1	1	2	0	0	0	0	0	0	0	0	0	4
09:15	0	1	2	0	2	0	0	0	0	0	0	0	0	4
09:30	2	0	2	3	0	0	0	0	0	0	0	0	0	7
09:45	0	0	1	0	2	1	0	0	0	0	0	0	0	4
10:00	1	1	0	1	0	0	0	0	0	0	0	0	0	3
10:15	0	0	1	0	0	0	0	0	0	0	0	0	0	1
10:30	0	0	0	0	4	0	0	0	0	0	0	0	0	5
10:45	1	0	0	0	0	0	2	0	0	0	0	0	0	4
11:00	0	0	1	0	1	0	0	0	0	0	0	0	0	2
11:15	0	1	1	2	0	1	0	0	0	0	0	0	0	5
11:30	0	0	1	1	0	0	1	0	0	0	0	0	0	4
11:45	0	0	3	0	0	1	0	0	0	0	0	0	0	4
12:00 PM	0	2	0	0	1	1	0	0	0	0	0	0	0	4
12:15	1	1	0	1	0	1	0	0	0	0	0	0	0	4
12:30	2	0	0	2	0	0	0	0	0	0	0	0	0	4
12:45	0	0	1	2	1	0	0	0	0	0	0	0	0	4
13:00	0	1	1	1	0	0	0	0	0	0	0	0	0	3
13:15	0	0	0	1	1	0	0	0	0	0	0	0	0	2
13:30	0	0	0	3	0	0	0	0	0	0	0	0	0	6
13:45	0	1	1	0	2	1	0	0	0	0	0	0	0	5
14:00	0	1	2	4	3	0	0	0	0	0	0	0	0	10
14:15	0	0	2	1	1	0	1	0	0	0	0	0	0	5
14:30	0	0	2	3	0	1	0	0	0	0	0	0	0	6
14:45	1	0	2	0	0	0	1	0	0	0	0	0	0	4
15:00	0	0	0	2	4	1	0	0	0	0	0	0	0	8
15:15	0	0	3	2	0	1	0	0	0	0	0	0	0	6
15:30	0	0	1	1	0	1	0	0	0	0	0	0	0	3
15:45	0	0	2	2	1	0	1	0	0	0	0	0	0	6
16:00	0	0	1	1	5	1	0	0	0	0	0	0	0	8
16:15	0	1	0	0	0	0	0	0	0	0	0	0	0	4
16:30	1	1	2	1	0	0	1	0	0	0	0	0	0	6
16:45	2	0	3	3	0	2	0	1	0	0	0	0	0	11
17:00	0	10	0	2	9	0	0	0	0	0	0	0	0	21
17:15	0	1	1	1	0	0	0	0	0	0	0	0	0	3
17:30	2	1	1	0	1	1	0	0	0	0	0	0	0	6
17:45	1	0	1	1	1	0	0	0	0	0	0	0	0	5
18:00	0	0	0	2	0	0	0	0	0	0	0	0	0	2
18:15	0	0	1	0	2	1	0	0	0	0	0	0	0	4
18:30	0	0	3	0	0	0	0	0	0	0	0	0	0	3
18:45	0	0	0	1	0	0	0	0	0	0	0	0	0	1
19:00	0	0	2	2	0	0	0	0	0	0	0	0	0	4
19:15	0	0	3	0	0	1	0	0	0	0	0	0	0	4
19:30	0	4	1	0	1	3	0	0	0	0	0	0	0	9
19:45	1	0	2	2	0	0	0	0	0	0	0	0	0	5
20:00	0	1	0	2	1	0	0	0	0	0	0	0	0	4
20:15	0	0	1	1	1	0	0	0	0	0	0	0	0	3
20:30	0	0	1	0	1	0	0	0	0	0	0	0	0	3
20:45	0	0	1	2	0	0	0	0	0	0	0	0	0	3
21:00	0	1	2	0	0	1	0	0	0	0	0	0	0	4
21:15	0	2	0	0	1	0	0	0	0	0	0	0	0	3
21:30	0	1	0	0	0	1	0	0	0	0	0	0	0	2
21:45	1	0	2	1	0	0	0	0	0	0	0	0	0	4
22:00	0	0	0	0	2	0	0	0	0	0	0	0	0	2
22:15	0	0	2	0	1	0	0	0	0	0	0	0	0	3
22:30	0	0	1	0	1	0	1	0	0	0	0	0	0	3
22:45	0	0	1	0	0	0	0	0	0	0	0	0	0	1
23:00	0	0	0	2	0	0	0	0	0	0	0	0	0	2
23:15	0	0	0	0	1	0	0	0	0	0	0	0	0	1
23:30	0	0	0	0	0	0	0	0	0	0	0	0	0	0
23:45	0	0	0	0	0	0	0	0	0	0	0	0	0	0
<b>Totals</b>	<b>20</b>	<b>41</b>	<b>82</b>	<b>75</b>	<b>66</b>	<b>26</b>	<b>8</b>	<b>3</b>						<b>321</b>
<b>% of Totals</b>	<b>6%</b>	<b>13%</b>	<b>26%</b>	<b>23%</b>	<b>21%</b>	<b>8%</b>	<b>2%</b>	<b>1%</b>						<b>100%</b>

<b>AM Volumes</b>		8	12	31	26	19	8	3	1	0	0	0	0	108	
<b>% AM</b>		2%	4%	10%	8%	6%	2%	1%	0%					34%	
<b>AM Peak Hour</b>		05:30	07:45	06:45	08:45	09:45	11:15	10:00	10:45					07:00	
<b>Volume</b>		3	3	7	11	10	6	4	3	1				23	
<b>PM Volumes</b>		12	29	51	49	47	18	5	2	0	0	0	0	233	
<b>% PM</b>		4%	9%	16%	15%	15%	6%	2%	1%					66%	
<b>PM Peak Hour</b>		16:45	16:15	14:30	13:15	16:15	18:45	14:00	16:00					16:45	
<b>Volume</b>		4	12	9	12	12	4	2	1					42	
<b>Directional Peak Periods</b>		<b>AM 7-9</b>				<b>NOON 12-2</b>				<b>PM 4-6</b>				<b>Off Peak Volumes</b>	
<b>All Classes</b>		Volume	%	Volume	%	Volume	%	Volume	%	Volume	%				
		40	←→ 12%	32	←→ 10%	64	←→ 20%	185	←→ 58%						

Street Name	Direction	Percentiles					
		15th	50th	Average	85th	95th	ADT
SW 53rd Pl	Summary	18	26	26	34	39	321

**SPEED**

SW 53rd Pl Bet. SW 117th Terrace &amp; SW 117th Ave

Day: Thursday

Date: 5/18/2023

City: Cooper City

Project #: FL23\_140259\_007e

**East Bound**

Time	< 15	15 - 19	20 - 24	25 - 29	30 - 34	35 - 39	40 - 44	45 - 49	50 - 54	55 - 59	60 - 64	65 - 69	70 +	Total
00:00 AM	0	0	0	0	2	0	0	0	0	0	0	0	0	2
01:00	0	0	1	0	0	0	0	0	0	0	0	0	0	1
02:00	0	0	0	0	0	0	0	0	0	0	0	0	0	0
03:00	0	0	0	0	0	0	0	0	0	0	0	0	0	0
04:00	1	0	0	0	1	0	0	0	0	0	0	0	0	2
05:00	0	0	1	0	0	0	0	0	0	0	0	0	0	1
06:00	0	0	0	1	0	0	0	0	0	0	0	0	0	1
07:00	0	2	2	3	3	2	0	0	0	0	0	0	0	12
08:00	0	0	4	1	0	1	0	0	0	0	0	0	0	6
09:00	0	0	3	4	1	0	0	0	0	0	0	0	0	8
10:00	2	0	0	1	3	0	2	0	0	0	0	0	0	8
11:00	0	0	2	2	1	2	0	1	0	0	0	0	0	8
12:00 PM	0	1	0	3	1	0	0	0	0	0	0	0	0	5
13:00	0	1	1	1	4	1	0	0	0	0	0	0	0	8
14:00	0	0	1	4	2	1	2	0	0	0	0	0	0	10
15:00	0	0	2	4	3	2	1	0	0	0	0	0	0	12
16:00	1	1	1	4	5	3	1	1	0	0	0	0	0	17
17:00	2	0	1	4	11	1	0	0	0	0	0	0	0	19
18:00	0	0	1	2	2	1	0	0	0	0	0	0	0	6
19:00	0	1	2	3	1	4	0	0	0	0	0	0	0	11
20:00	0	0	3	5	1	0	0	0	0	0	0	0	0	9
21:00	0	3	3	1	1	2	0	0	0	0	0	0	0	10
22:00	0	0	1	0	3	0	1	0	0	0	0	0	0	5
23:00	0	0	0	1	0	0	0	0	0	0	0	0	0	1
<b>Totals</b>	<b>6</b>	<b>9</b>	<b>29</b>	<b>44</b>	<b>45</b>	<b>20</b>	<b>7</b>	<b>2</b>						<b>162</b>
<b>% of Totals</b>	<b>4%</b>	<b>6%</b>	<b>18%</b>	<b>27%</b>	<b>28%</b>	<b>12%</b>	<b>4%</b>	<b>1%</b>						<b>100%</b>

<b>AM Volumes</b>	3	2	13	12	11	5	2	1	0	0	0	0	0	49
<b>% AM</b>	2%	1%	8%	7%	7%	3%	1%	1%						30%
<b>AM Peak Hour</b>	10:00	07:00	08:00	09:00	07:00	07:00	10:00	11:00						07:00
<b>Volume</b>	2	2	4	4	3	2	2	1						12
<b>PM Volumes</b>	3	7	16	32	34	15	5	1	0	0	0	0	0	113
<b>% PM</b>	2%	4%	10%	20%	21%	9%	3%	1%						70%
<b>PM Peak Hour</b>	17:00	21:00	20:00	20:00	17:00	19:00	14:00	16:00						17:00
<b>Volume</b>	2	3	3	5	11	4	2	1						19
<b>Directional Peak Periods</b>			<b>AM 7-9</b>				<b>NOON 12-2</b>			<b>PM 4-6</b>			<b>Off Peak Volumes</b>	
<b>All Speeds</b>			Volume			Volume			Volume			Volume		
			18	↔	11%	13	↔	8%	36	↔	22%	95	↔	59%

Street Name	Direction	Percentiles					
		15th	50th	Average	85th	95th	ADT
SW 53rd Pl	East Bound	22	29	29	36	41	162
SW 53rd Pl	West Bound	17	23	24	31	35	159

# SPEED

SW 53rd Pl Bet. SW 117th Terrace & SW 117th Ave

Day: Thursday  
Date: 5/18/2023

City: Cooper City  
Project #: FL23\_140259\_007w

**West Bound**

Time	< 15	15 - 19	20 - 24	25 - 29	30 - 34	35 - 39	40 - 44	45 - 49	50 - 54	55 - 59	60 - 64	65 - 69	70 +	Total
00:00 AM	0	0	0	0	0	0	0	0	0	0	0	0	0	0
01:00	0	0	0	0	0	0	0	0	0	0	0	0	0	0
02:00	0	0	0	0	0	0	0	0	0	0	0	0	0	0
03:00	0	0	0	0	0	0	0	0	0	0	0	0	0	0
04:00	0	1	1	0	1	0	0	0	0	0	0	0	0	3
05:00	1	2	0	0	0	0	0	0	0	0	0	0	0	3
06:00	2	1	3	1	1	0	0	0	0	0	0	0	0	8
07:00	0	0	5	5	2	1	0	0	0	0	0	0	0	13
08:00	0	2	3	3	1	0	0	0	0	0	0	0	0	9
09:00	2	2	1	3	2	1	0	0	0	0	0	0	0	11
10:00	0	1	1	1	1	0	1	0	0	0	0	0	0	5
11:00	0	1	4	1	0	1	0	0	0	0	0	0	0	7
12:00 PM	3	2	1	2	1	2	0	0	0	0	0	0	0	11
13:00	0	1	1	4	2	0	0	0	0	0	0	0	0	8
14:00	1	1	7	4	2	0	0	0	0	0	0	0	0	15
15:00	0	0	6	3	2	1	0	0	0	0	0	0	0	12
16:00	2	1	5	1	3	0	0	0	0	0	0	0	0	12
17:00	1	12	2	0	0	0	0	1	0	0	0	0	0	16
18:00	0	0	3	1	0	0	0	0	0	0	0	0	0	4
19:00	1	3	6	1	0	0	0	0	0	0	0	0	0	11
20:00	0	1	0	0	1	0	0	0	0	0	0	0	0	2
21:00	1	1	1	0	0	0	0	0	0	0	0	0	0	3
22:00	0	0	3	0	1	0	0	0	0	0	0	0	0	4
23:00	0	0	0	1	1	0	0	0	0	0	0	0	0	2
<b>Totals</b>	<b>14</b>	<b>32</b>	<b>53</b>	<b>31</b>	<b>21</b>	<b>6</b>	<b>1</b>	<b>1</b>						<b>159</b>
<b>% of Totals</b>	9%	20%	33%	19%	13%	4%	1%	1%						100%

<b>AM Volumes</b>	5	10	18	14	8	3	1	0	0	0	0	0	0	59
<b>% AM</b>	3%	6%	11%	9%	5%	2%	1%							37%
<b>AM Peak Hour</b>	06:00	05:00	07:00	07:00	07:00	07:00	10:00							07:00
<b>Volume</b>	2	2	5	5	2	1	1							13
<b>PM Volumes</b>	9	22	35	17	13	3	0	1	0	0	0	0	0	100
<b>% PM</b>	6%	14%	22%	11%	8%	2%		1%						63%
<b>PM Peak Hour</b>	12:00	17:00	14:00	13:00	16:00	12:00		17:00						17:00
<b>Volume</b>	3	12	7	4	3	2		1						16

Directional Peak Periods All Speeds	AM 7-9		NOON 12-2		PM 4-6		Off Peak Volumes				
	Volume	%	Volume	%	Volume	%	Volume	%			
	22	↔	14%	19	↔	12%	28	↔	18%	90	↔

Street Name	Direction	Percentiles					ADT
		15th	50th	Average	85th	95th	
SW 53rd Pl	East Bound	22	29	29	36	41	162
SW 53rd Pl	West Bound	17	23	24	31	35	159



**SPEED**

SW 53rd Pl Bet. SW 117th Terrace &amp; SW 117th Ave

Day: Thursday

Date: 5/18/2023

City: Cooper City

Project #: FL23\_140259\_007

**Summary**

Time	< 15	15 - 19	20 - 24	25 - 29	30 - 34	35 - 39	40 - 44	45 - 49	50 - 54	55 - 59	60 - 64	65 - 69	70 +	Total
00:00 AM	0	0	0	0	2	0	0	0	0	0	0	0	0	2
01:00	0	0	1	0	0	0	0	0	0	0	0	0	0	1
02:00	0	0	0	0	0	0	0	0	0	0	0	0	0	0
03:00	0	0	0	0	0	0	0	0	0	0	0	0	0	0
04:00	1	1	1	0	2	0	0	0	0	0	0	0	0	5
05:00	1	2	1	0	0	0	0	0	0	0	0	0	0	4
06:00	2	1	3	2	1	0	0	0	0	0	0	0	0	9
07:00	0	2	7	8	5	3	0	0	0	0	0	0	0	25
08:00	0	2	7	4	1	1	0	0	0	0	0	0	0	15
09:00	2	2	4	7	3	1	0	0	0	0	0	0	0	19
10:00	2	1	1	2	4	0	3	0	0	0	0	0	0	13
11:00	0	1	6	3	1	3	0	1	0	0	0	0	0	15
12:00 PM	3	3	1	5	2	2	0	0	0	0	0	0	0	16
13:00	0	2	2	5	6	1	0	0	0	0	0	0	0	16
14:00	1	1	8	8	4	1	2	0	0	0	0	0	0	25
15:00	0	0	8	7	5	3	1	0	0	0	0	0	0	24
16:00	3	2	6	5	8	3	1	1	0	0	0	0	0	29
17:00	3	12	3	4	11	1	0	1	0	0	0	0	0	35
18:00	0	0	4	3	2	1	0	0	0	0	0	0	0	10
19:00	1	4	8	4	1	4	0	0	0	0	0	0	0	22
20:00	0	1	3	5	2	0	0	0	0	0	0	0	0	11
21:00	1	4	4	1	1	2	0	0	0	0	0	0	0	13
22:00	0	0	4	0	4	0	1	0	0	0	0	0	0	9
23:00	0	0	0	2	1	0	0	0	0	0	0	0	0	3
<b>Totals</b>	<b>20</b>	<b>41</b>	<b>82</b>	<b>75</b>	<b>66</b>	<b>26</b>	<b>8</b>	<b>3</b>						<b>321</b>
<b>% of Totals</b>	<b>6%</b>	<b>13%</b>	<b>26%</b>	<b>23%</b>	<b>21%</b>	<b>8%</b>	<b>2%</b>	<b>1%</b>						<b>100%</b>

<b>AM Volumes</b>	8	12	31	26	19	8	3	1	0	0	0	0	0	108
<b>% AM</b>	2%	4%	10%	8%	6%	2%	1%	0%						34%
<b>AM Peak Hour</b>	06:00	05:00	07:00	07:00	07:00	07:00	10:00	11:00						07:00
<b>Volume</b>	2	2	7	8	5	3	3	1						25
<b>PM Volumes</b>	12	29	51	49	47	18	5	2	0	0	0	0	0	213
<b>% PM</b>	4%	9%	16%	15%	15%	6%	2%	1%						66%
<b>PM Peak Hour</b>	12:00	17:00	14:00	14:00	17:00	19:00	14:00	16:00						17:00
<b>Volume</b>	3	12	8	8	11	4	2	1						35
<b>Directional Peak Periods</b>			<b>AM 7-9</b>				<b>NOON 12-2</b>			<b>PM 4-6</b>			<b>Off Peak Volumes</b>	
<b>All Speeds</b>			Volume			Volume			Volume			Volume		
			40	↔	12%	32	↔	10%	64	↔	20%	185	↔	58%

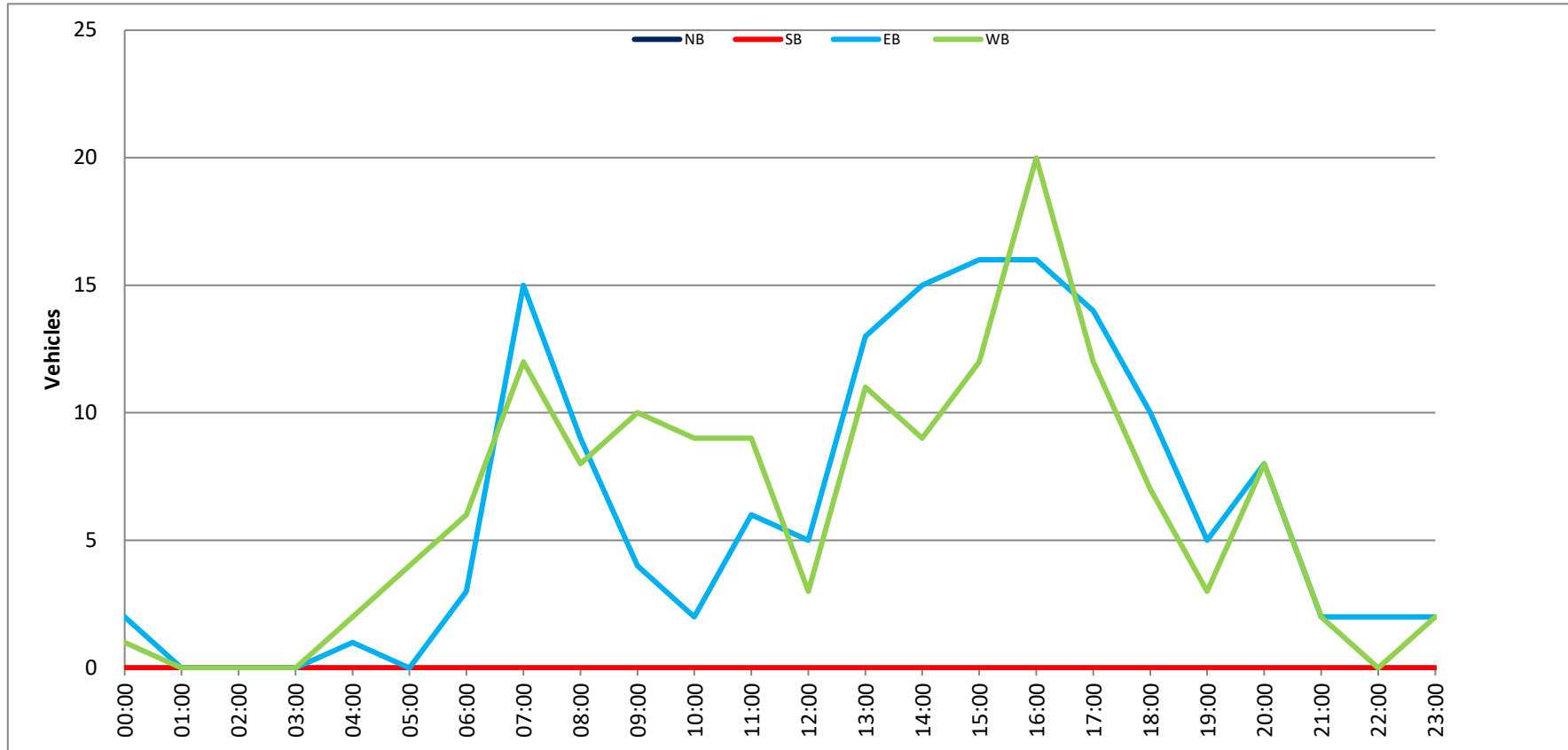
Street Name	Direction	Percentiles					
		15th	50th	Average	85th	95th	ADT
SW 53rd Pl	Summary	18	26	26	34	39	321

SW 53rd Pl Bet. SW 117th Terrace & SW 117th Ave

Day: Thursday  
 Date: 5/18/2023

City: Cooper City  
 Project #: FL23\_140259\_007

DAILY TOTALS										NB		SB		EB		WB		TOTAL				
										0		0		162		159		321				
AM Period	NB	SB	EB	WB	TOTAL	PM Period	NB	SB	EB	WB	TOTAL	NB	SB	EB	WB	TOTAL	NB	SB	EB	WB	TOTAL	
00:00	0	0	1	0	1	12:00	0	0	1	3	4	0	0	1	3	4	0	0	1	3	4	
00:15	0	0	0	0	0	12:15	0	0	2	2	4	0	0	2	2	4	0	0	2	2	4	
00:30	0	0	0	0	0	12:30	0	0	2	2	4	0	0	2	2	4	0	0	2	2	4	
00:45	0	0	1	2	2	12:45	0	0	5	4	11	0	0	5	4	11	0	0	5	4	16	
01:00	0	0	0	0	0	13:00	0	0	0	0	3	0	0	0	3	3	0	0	0	3	3	
01:15	0	0	1	0	1	13:15	0	0	2	0	2	0	0	2	0	2	0	0	2	0	2	
01:30	0	0	0	0	0	13:30	0	0	2	4	6	0	0	2	4	6	0	0	2	4	6	
01:45	0	0	0	1	1	13:45	0	0	4	8	12	0	0	4	8	12	0	0	4	8	16	
02:00	0	0	0	0	0	14:00	0	0	0	0	7	0	0	0	7	10	0	0	0	7	10	
02:15	0	0	0	0	0	14:15	0	0	2	3	5	0	0	2	3	5	0	0	2	3	5	
02:30	0	0	0	0	0	14:30	0	0	3	3	6	0	0	3	3	6	0	0	3	3	6	
02:45	0	0	0	0	0	14:45	0	0	2	10	15	0	0	2	10	15	0	0	2	10	15	
03:00	0	0	0	0	0	15:00	0	0	6	3	9	0	0	6	3	9	0	0	6	3	9	
03:15	0	0	0	0	0	15:15	0	0	2	4	6	0	0	2	4	6	0	0	2	4	6	
03:30	0	0	0	0	0	15:30	0	0	2	1	3	0	0	2	1	3	0	0	2	1	3	
03:45	0	0	0	0	0	15:45	0	0	2	12	14	0	0	2	12	14	0	0	2	12	14	
04:00	0	0	1	0	1	16:00	0	0	6	2	8	0	0	6	2	8	0	0	6	2	8	
04:15	0	0	0	1	1	16:15	0	0	1	3	4	0	0	1	3	4	0	0	1	3	4	
04:30	0	0	1	0	1	16:30	0	0	4	2	6	0	0	4	2	6	0	0	4	2	6	
04:45	0	0	2	2	4	16:45	0	0	6	17	23	0	0	6	17	23	0	0	6	17	23	
05:00	0	0	0	0	0	17:00	0	0	11	10	21	0	0	11	10	21	0	0	11	10	21	
05:15	0	0	0	1	1	17:15	0	0	1	1	2	0	0	1	1	2	0	0	1	1	2	
05:30	0	0	0	0	0	17:30	0	0	4	2	6	0	0	4	2	6	0	0	4	2	6	
05:45	0	0	1	2	3	17:45	0	0	3	19	22	0	0	3	19	22	0	0	3	19	22	
06:00	0	0	0	0	0	18:00	0	0	1	1	2	0	0	1	1	2	0	0	1	1	2	
06:15	0	0	0	4	4	18:15	0	0	3	1	4	0	0	3	1	4	0	0	3	1	4	
06:30	0	0	0	0	0	18:30	0	0	1	1	2	0	0	1	1	2	0	0	1	1	2	
06:45	0	0	1	3	4	18:45	0	0	1	6	7	0	0	1	6	7	0	0	1	6	7	
07:00	0	0	3	1	4	19:00	0	0	0	0	0	0	0	0	0	0	0	0	0	0	0	
07:15	0	0	1	5	6	19:15	0	0	2	3	5	0	0	2	3	5	0	0	2	3	5	
07:30	0	0	4	5	9	19:30	0	0	5	4	9	0	0	5	4	9	0	0	5	4	9	
07:45	0	0	4	2	6	19:45	0	0	3	11	14	0	0	3	11	14	0	0	3	11	14	
08:00	0	0	2	0	2	20:00	0	0	2	2	4	0	0	2	2	4	0	0	2	2	4	
08:15	0	0	1	1	2	20:15	0	0	3	0	3	0	0	3	0	3	0	0	3	0	3	
08:30	0	0	1	5	6	20:30	0	0	1	1	2	0	0	1	1	2	0	0	1	1	2	
08:45	0	0	2	3	5	20:45	0	0	3	9	12	0	0	3	9	12	0	0	3	9	12	
09:00	0	0	3	1	4	21:00	0	0	2	2	4	0	0	2	2	4	0	0	2	2	4	
09:15	0	0	1	3	4	21:15	0	0	3	0	3	0	0	3	0	3	0	0	3	0	3	
09:30	0	0	2	5	7	21:30	0	0	2	2	4	0	0	2	2	4	0	0	2	2	4	
09:45	0	0	2	2	4	21:45	0	0	3	10	13	0	0	3	10	13	0	0	3	10	13	
10:00	0	0	2	2	4	22:00	0	0	2	2	4	0	0	2	2	4	0	0	2	2	4	
10:15	0	0	0	1	1	22:15	0	0	1	1	2	0	0	1	1	2	0	0	1	1	2	
10:30	0	0	0	2	2	22:30	0	0	2	2	4	0	0	2	2	4	0	0	2	2	4	
10:45	0	0	3	8	11	22:45	0	0	0	5	5	0	0	0	5	5	0	0	0	5	5	
11:00	0	0	2	0	2	23:00	0	0	1	1	2	0	0	1	1	2	0	0	1	1	2	
11:15	0	0	2	3	5	23:15	0	0	0	0	0	0	0	0	0	0	0	0	0	0	0	
11:30	0	0	4	0	4	23:30	0	0	0	0	0	0	0	0	0	0	0	0	0	0	0	
11:45	0	0	8	4	12	23:45	0	0	1	1	2	0	0	1	1	2	0	0	1	1	2	
TOTALS	49				59	108	TOTALS	113				100	213	45.4%				54.6%	33.6%			
SPLIT %							SPLIT %															
DAILY TOTALS										NB		SB		EB		WB		Total				
										0		0		162		159		321				
AM Peak Hour	07:00				06:45	07:00	PM Peak Hour	16:15				16:15	16:15									
AM Pk Volume	12				14	25	PM Pk Volume	22				20	42									
Pk Hr Factor	0.750				0.700	0.694	Pk Hr Factor	0.500				0.500	0.500									
7 - 9 Volume	0				0	18	4 - 6 Volume	0				0	36	28	64							
7 - 9 Peak Hour	07:00				07:00	07:00	4 - 6 Peak Hour	16:15				16:15	16:15									
7 - 9 Pk Volume	0				0	12	4 - 6 Pk Volume	0				0	22	20	42							
Pk Hr Factor	0.750				0.650	0.694	Pk Hr Factor	0.500				0.500	0.500									



Time	< 15	15 - 19	20 - 24	25 - 29	30 - 34	35 - 39	40 - 44	45 - 49	50 - 54	55 - 59	60 - 64	65 - 69	70 +	Total
00:00 AM	0	0	0	0	0	0	0	0	0	0	0	0	0	0
00:15	0	0	0	0	0	0	0	0	0	0	0	0	0	0
00:30	0	0	0	0	0	0	0	0	0	0	0	0	0	0
00:45	0	0	0	0	0	0	0	0	0	0	0	0	0	0
01:00	0	0	0	0	0	0	0	0	0	0	0	0	0	0
01:15	0	0	0	0	0	1	0	0	0	0	0	0	0	1
01:30	0	0	0	0	0	0	0	0	0	0	0	0	0	0
01:45	0	1	0	0	0	0	0	0	0	0	0	0	0	1
02:00	0	0	0	0	0	0	0	0	0	0	0	0	0	0
02:15	0	0	0	0	0	0	0	0	0	0	0	0	0	0
02:30	0	0	0	0	0	0	0	0	0	0	0	0	0	0
02:45	0	0	0	0	0	0	0	0	0	0	0	0	0	0
03:00	0	0	0	0	0	0	0	0	0	0	0	0	0	0
03:15	0	0	0	0	0	1	0	0	0	0	0	0	0	1
03:30	0	0	0	0	0	0	0	0	0	0	0	0	0	0
03:45	0	0	0	0	0	0	0	0	0	0	0	0	0	0
04:00	0	0	0	0	0	0	0	0	0	0	0	0	0	0
04:15	0	0	0	0	0	0	0	0	0	0	0	0	0	0
04:30	1	0	0	0	0	0	0	0	0	0	0	0	0	1
04:45	0	0	0	0	0	0	0	0	0	0	0	0	0	0
05:00	0	0	0	0	0	0	0	0	0	0	0	0	0	0
05:15	0	0	0	0	0	0	0	0	0	0	0	0	0	0
05:30	0	1	0	0	0	0	0	0	0	0	0	0	0	1
05:45	0	0	0	0	0	0	0	0	0	0	0	0	0	0
06:00	0	0	0	0	0	0	0	0	0	0	0	0	0	0
06:15	0	0	0	0	0	0	0	0	0	0	0	0	0	0
06:30	0	1	0	0	0	0	0	0	0	0	0	0	0	1
06:45	0	0	0	0	0	0	0	0	0	0	0	0	0	0
07:00	0	0	0	0	0	0	0	0	0	0	0	0	0	0
07:15	1	0	2	0	0	0	0	0	0	0	0	0	0	3
07:30	1	2	0	2	2	1	0	0	0	0	0	0	0	8
07:45	0	0	0	3	0	0	0	0	0	0	0	0	0	3
08:00	0	0	1	0	0	0	0	0	0	0	0	0	0	1
08:15	0	0	0	0	1	1	1	0	0	0	0	0	0	3
08:30	0	0	1	1	1	0	0	0	0	0	0	0	0	3
08:45	0	0	0	2	0	2	0	0	0	0	0	0	0	4
09:00	0	0	1	0	0	0	0	0	0	0	0	0	0	1
09:15	1	0	0	2	0	0	0	0	0	0	0	0	0	3
09:30	0	0	0	0	0	0	0	0	0	0	0	0	0	0
09:45	0	0	1	0	0	0	0	0	0	0	0	0	0	1
10:00	0	0	0	1	0	0	0	1	0	0	0	0	0	2
10:15	0	0	0	0	0	0	0	0	0	0	0	0	0	0
10:30	0	0	0	0	0	0	0	0	0	0	0	0	0	0
10:45	0	1	0	2	0	0	0	0	0	0	0	0	0	3
11:00	0	0	0	2	0	0	0	0	0	0	0	0	0	2
11:15	0	0	0	3	0	0	1	0	0	0	0	0	0	4
11:30	0	0	0	0	0	0	0	0	0	0	0	0	0	0
11:45	0	0	0	2	1	0	0	0	0	0	0	0	0	3
12:00 PM	0	0	0	0	0	0	1	0	0	0	0	0	0	1
12:15	0	0	0	0	0	0	0	0	0	0	0	0	0	0
12:30	0	1	1	0	0	0	0	0	0	0	0	0	0	2
12:45	0	0	0	0	0	0	0	0	0	0	0	0	0	0
13:00	0	0	0	1	0	1	0	1	0	0	0	0	0	3
13:15	0	0	0	0	1	0	0	0	0	0	0	0	0	1
13:30	0	1	0	0	0	0	0	0	0	0	0	0	0	1
13:45	0	0	1	1	0	0	0	0	0	0	0	0	0	2
14:00	0	0	0	1	0	0	0	0	0	0	0	0	0	1
14:15	0	0	1	0	1	1	0	0	0	0	0	0	0	3
14:30	0	0	0	2	0	0	0	0	0	0	0	0	0	2
14:45	0	0	2	0	1	0	1	0	0	0	0	0	0	4
15:00	1	0	0	1	0	0	0	0	0	0	0	0	0	3
15:15	0	0	0	1	2	0	0	0	0	0	0	0	0	3
15:30	0	0	0	3	0	1	0	0	0	0	0	0	0	4
15:45	0	1	3	2	0	0	0	0	0	0	0	0	0	6
16:00	0	0	1	0	1	0	0	0	0	0	0	0	0	2
16:15	1	0	0	0	0	0	0	0	0	0	0	0	0	1
16:30	0	0	2	1	0	0	0	0	0	0	0	0	0	3
16:45	0	0	0	1	2	1	0	0	0	0	0	0	0	4
17:00	0	1	1	0	1	2	0	0	0	0	0	0	0	5
17:15	0	0	0	0	0	1	1	0	0	0	0	0	0	2
17:30	0	0	0	0	0	0	0	0	0	0	0	0	0	0
17:45	0	0	0	0	0	1	0	0	0	0	0	0	0	1
18:00	0	1	0	0	0	1	0	0	0	0	0	0	0	2
18:15	0	1	2	1	0	1	0	0	0	0	0	0	0	5
18:30	1	0	0	1	0	0	0	0	0	0	0	0	0	2
18:45	0	0	0	2	0	0	0	0	0	0	0	0	0	2
19:00	0	0	0	1	1	0	0	0	0	0	0	0	0	2
19:15	0	0	2	0	0	0	0	0	0	0	0	0	0	4
19:30	1	1	0	1	2	0	0	0	0	0	0	0	0	5
19:45	0	1	0	0	0	0	0	0	0	0	0	0	0	1
20:00	0	0	0	1	0	0	0	0	0	0	0	0	0	1
20:15	0	0	0	0	1	0	0	0	0	0	0	0	0	1
20:30	0	1	0	1	0	0	0	0	0	0	0	0	0	2
20:45	1	0	0	0	0	0	0	0	0	0	0	0	0	1
21:00	0	0	1	0	1	0	0	0	0	0	0	0	0	2
21:15	1	0	0	1	1	0	0	0	0	0	0	0	0	3
21:30	0	1	1	0	1	0	0	0	0	0	0	0	0	3
21:45	0	0	0	0	0	0	0	0	0	0	0	0	0	0
22:00	0	0	0	0	0	0	0	0	0	0	0	0	0	0
22:15	0	0	0	0	0	0	0	0	0	0	0	0	0	0
22:30	0	0	0	0	0	0	0	0	0	0	0	0	0	0
22:45	0	0	0	1	0	0	0	0	0	0	0	0	0	1
23:00	0	1	0	0	0	0	0	0	0	0	0	0	0	1
23:15	0	0	0	0	0	0	0	0	0	0	0	0	0	0
23:30	0	0	0	1	0	0	0	0	0	0	0	0	0	1
23:45	0	0	0	0	0	0	0	0	0	0	0	0	0	0
<b>Totals</b>	<b>10</b>	<b>19</b>	<b>28</b>	<b>42</b>	<b>23</b>	<b>15</b>	<b>5</b>	<b>3</b>						<b>145</b>
<b>% of Totals</b>	<b>7%</b>	<b>13%</b>	<b>19%</b>	<b>29%</b>	<b>16%</b>	<b>10%</b>	<b>3%</b>	<b>2%</b>						<b>100%</b>

Directional Peak Periods	AM 7-9			NOON 12-2			PM 4-6			Off Peak Volumes		
All Classes	Volume	%		Volume	%		Volume	%		Volume	%	
	25	←→	17%	10	←→	7%	19	←→	13%	91	←→	63%

Street Name	Direction	15th	50th	Average	85th	95th	ADT
SW 53rd Pl	East Bound	18	27	27	35	41	145
SW 53rd Pl	West Bound	17	23	23	29	33	151

Time	< 15	15 - 19	20 - 24	25 - 29	30 - 34	35 - 39	40 - 44	45 - 49	50 - 54	55 - 59	60 - 64	65 - 69	70 +	Total
00:00 AM	0	0	0	0	0	0	0	0	0	0	0	0	0	0
00:15	0	0	0	0	0	0	0	0	0	0	0	0	0	0
00:30	0	0	0	0	0	0	0	0	0	0	0	0	0	0
00:45	0	0	0	0	0	0	0	0	0	0	0	0	0	0
01:00	0	0	0	0	0	0	0	0	0	0	0	0	0	0
01:15	0	0	0	0	0	0	0	0	0	0	0	0	0	0
01:30	0	0	0	0	0	0	0	0	0	0	0	0	0	0
01:45	0	0	0	0	0	0	0	0	0	0	0	0	0	0
02:00	0	0	0	0	0	0	0	0	0	0	0	0	0	0
02:15	0	0	0	0	0	0	0	0	0	0	0	0	0	0
02:30	0	0	0	0	0	0	0	0	0	0	0	0	0	0
02:45	0	0	0	0	0	0	0	0	0	0	0	0	0	0
03:00	0	0	0	0	0	0	0	0	0	0	0	0	0	0
03:15	0	0	0	0	0	0	0	0	0	0	0	0	0	0
03:30	0	0	0	0	0	0	0	0	0	0	0	0	0	0
03:45	0	0	0	0	0	0	0	0	0	0	0	0	0	0
04:00	0	0	0	0	0	0	0	0	0	0	0	0	0	0
04:15	0	0	0	0	0	0	0	0	0	0	0	0	0	0
04:30	0	0	0	0	0	0	0	0	0	0	0	0	0	0
04:45	0	0	1	0	0	0	0	0	0	0	0	0	0	1
05:00	0	0	0	0	0	0	0	0	0	0	0	0	0	0
05:15	0	1	0	0	0	0	0	0	0	0	0	0	0	1
05:30	0	1	0	0	0	0	0	0	0	0	0	0	0	1
05:45	0	0	0	1	0	0	0	0	0	0	0	0	0	1
06:00	0	0	0	0	0	0	0	0	0	0	0	0	0	0
06:15	0	0	0	0	0	0	0	0	0	0	0	0	0	0
06:30	0	0	0	0	0	0	0	0	0	0	0	0	0	0
06:45	0	1	0	0	0	0	0	0	0	0	0	0	0	1
07:00	0	1	1	0	1	0	0	0	0	0	0	0	0	3
07:15	0	0	1	0	0	0	0	0	0	0	0	0	0	1
07:30	0	2	3	4	0	0	0	0	0	0	0	0	0	9
07:45	0	0	4	3	2	0	0	0	0	0	0	0	0	9
08:00	0	1	3	2	1	0	0	0	0	0	0	0	0	7
08:15	0	0	0	0	0	0	0	0	0	0	0	0	0	0
08:30	0	1	3	2	1	0	0	0	0	0	0	0	0	7
08:45	0	1	0	1	0	0	0	0	0	0	0	0	0	2
09:00	1	0	0	0	1	0	0	0	0	0	0	0	0	2
09:15	0	1	0	0	0	0	0	0	0	0	0	0	0	1
09:30	0	0	0	0	0	0	0	0	0	0	0	0	0	0
09:45	0	0	0	1	0	0	0	0	0	0	0	0	0	1
10:00	1	0	1	3	0	0	0	0	0	0	0	0	0	5
10:15	0	0	1	1	1	0	0	0	0	0	0	0	0	3
10:30	0	0	1	0	0	0	0	0	0	0	0	0	0	1
10:45	0	0	0	0	0	0	0	0	0	0	0	0	0	0
11:00	0	0	2	1	0	0	0	0	0	0	0	0	0	3
11:15	0	0	3	0	0	0	0	0	0	0	0	0	0	3
11:30	0	1	0	1	0	1	0	0	0	0	0	0	0	3
11:45	0	0	0	0	0	0	0	0	0	0	0	0	0	0
12:00 PM	0	0	0	0	1	0	0	0	0	0	0	0	0	1
12:15	0	0	1	0	0	0	0	0	0	0	0	0	0	1
12:30	0	0	0	0	1	0	0	0	0	0	0	0	0	1
12:45	0	1	1	0	0	0	0	0	0	0	0	0	0	2
13:00	0	0	1	0	0	0	0	0	0	0	0	0	0	1
13:15	0	1	1	0	0	1	0	0	0	0	0	0	0	3
13:30	0	1	0	0	0	0	0	0	0	0	0	0	0	1
13:45	0	0	1	0	0	0	0	0	0	0	0	0	0	1
14:00	0	0	0	2	0	0	0	0	0	0	0	0	0	2
14:15	0	1	3	4	1	0	0	0	0	0	0	0	0	9
14:30	0	1	1	1	1	0	0	0	0	0	0	0	0	4
14:45	0	0	0	0	0	0	0	0	0	0	0	0	0	0
15:00	0	0	0	2	1	0	0	0	0	0	0	0	0	3
15:15	0	1	0	0	0	0	0	0	0	0	0	0	0	1
15:30	0	0	2	0	0	0	0	0	0	0	0	0	0	2
15:45	0	0	0	1	0	0	0	0	0	0	0	0	0	1
16:00	0	1	3	0	0	0	0	0	0	0	0	0	0	4
16:15	1	1	1	1	1	0	0	0	0	0	0	0	0	4
16:30	0	2	1	1	0	0	0	0	0	0	0	0	0	4
16:45	0	0	3	1	1	0	0	0	0	0	0	0	0	5
17:00	0	3	0	0	1	0	0	0	0	0	0	0	0	4
17:15	1	0	0	0	0	0	0	0	0	0	0	0	0	1
17:30	1	1	1	0	0	0	0	0	0	0	0	0	0	3
17:45	0	0	0	0	0	0	0	0	0	0	0	0	0	0
18:00	0	2	0	0	0	0	0	0	0	0	0	0	0	2
18:15	0	0	1	0	0	0	0	0	0	0	0	0	0	1
18:30	1	0	2	0	0	0	0	0	0	0	0	0	0	3
18:45	0	0	0	1	0	0	0	0	0	0	0	0	0	1
19:00	1	0	0	0	0	0	0	0	0	0	0	0	0	1
19:15	0	1	1	0	0	0	0	0	0	0	0	0	0	2
19:30	0	0	0	0	0	0	0	0	0	0	0	0	0	0
19:45	0	0	0	0	0	0	0	0	0	0	0	0	0	0
20:00	0	0	1	0	0	0	0	0	0	0	0	0	0	1
20:15	0	1	1	0	0	0	0	0	0	0	0	0	0	2
20:30	1	0	0	1	0	0	0	0	0	0	0	0	0	2
20:45	0	0	0	0	0	0	0	0	0	0	0	0	0	0
21:00	0	1	2	0	0	0	0	0	0	0	0	0	0	3
21:15	0	1	0	0	0	0	0	0	0	0	0	0	0	1
21:30	0	0	0	0	0	0	0	0	0	0	0	0	0	0
21:45	0	0	0	0	0	0	0	0	0	0	0	0	0	0
22:00	0	0	0	0	0	0	0	0	0	0	0	0	0	0
22:15	0	0	0	0	0	0	0	0	0	0	0	0	0	0
22:30	0	0	0	0	0	0	0	0	0	0	0	0	0	0
22:45	0	0	0	0	0	0	0	0	0	0	0	0	0	0
23:00	1	0	0	0	0	0	0	0	0	0	0	0	0	1
23:15	0	0	0	0	0	0	0	0	0	0	0	0	0	0
23:30	0	0	0	0	0	0	0	0	0	0	0	0	0	0
23:45	0	0	1	0	0	0	0	0	0	0	0	0	0	1
<b>Totals</b>	<b>8</b>	<b>31</b>	<b>60</b>	<b>35</b>	<b>14</b>	<b>2</b>								<b>151</b>
% of Totals	6%	21%	40%	23%	9%	1%								100%

Directional Peak Periods	AM 7-9		NOON 12-2		PM 4-6		Off Peak Volumes	
All Classes	Volume	%	Volume	%	Volume	%	Volume	%
	38	←→ 25%	11	←→ 7%	25	←→ 17%	77	←→ 51%

Street Name	Direction	Percentiles					
		15th	50th	Average	85th	95th	ADT
SW 53rd Pl	East Bound	18	27	27	35	41	145
SW 53rd Pl	West Bound	17	23	23	29	33	151

SPEED

SW 53rd Pl Bet. SW 117th Terrace & SW 117th Ave

Day: Wednesday  
Date: 5/17/2023

City: Cooper City  
Project #: FL23\_140259\_007

Summary

Time	< 15	15 - 19	20 - 24	25 - 29	30 - 34	35 - 39	40 - 44	45 - 49	50 - 54	55 - 59	60 - 64	65 - 69	70 +	Total
00:00 AM	0	0	0	0	0	0	0	0	0	0	0	0	0	0
00:15	0	0	1	0	0	0	0	0	0	0	0	0	0	1
00:30	0	0	0	0	0	0	0	0	0	0	0	0	0	0
00:45	0	0	0	0	0	0	0	0	0	0	0	0	0	0
01:00	0	0	0	0	0	0	0	0	0	0	0	0	0	0
01:15	0	0	0	0	0	1	0	0	0	0	0	0	0	1
01:30	0	0	0	0	0	0	0	0	0	0	0	0	0	0
01:45	0	1	0	0	0	0	0	0	0	0	0	0	0	1
02:00	0	0	0	0	0	0	0	0	0	0	0	0	0	0
02:15	0	0	0	0	0	0	0	0	0	0	0	0	0	0
02:30	0	0	0	0	1	0	0	0	0	0	0	0	0	1
02:45	0	0	0	0	0	0	0	0	0	0	0	0	0	0
03:00	0	0	0	0	0	0	0	0	0	0	0	0	0	0
03:15	0	0	0	0	0	1	0	0	0	0	0	0	0	1
03:30	0	0	0	0	0	0	0	0	0	0	0	0	0	0
03:45	0	0	0	0	0	0	0	0	0	0	0	0	0	0
04:00	0	0	0	0	0	0	0	0	0	0	0	0	0	0
04:15	0	0	0	0	0	0	0	0	0	0	0	0	0	0
04:30	1	0	0	0	0	0	0	0	0	0	0	0	0	1
04:45	0	0	1	0	0	0	0	0	0	0	0	0	0	1
05:00	0	0	0	0	0	0	0	0	0	0	0	0	0	0
05:15	0	1	0	0	1	0	0	0	0	0	0	0	0	2
05:30	0	2	0	0	0	0	0	0	0	0	0	0	0	2
05:45	0	0	0	1	0	0	0	0	0	0	0	0	0	1
06:00	0	0	0	0	0	0	0	0	0	0	0	0	0	0
06:15	0	0	0	0	0	0	0	0	0	0	0	0	0	0
06:30	0	1	0	0	1	0	0	0	0	0	0	0	0	2
06:45	0	1	0	0	0	0	0	0	0	0	0	0	0	1
07:00	0	1	1	0	1	0	0	0	0	0	0	0	0	3
07:15	1	0	3	0	0	0	0	0	0	0	0	0	0	4
07:30	1	4	3	6	2	1	0	0	0	0	0	0	0	17
07:45	0	0	4	6	2	0	0	0	0	0	0	0	0	12
08:00	0	1	4	2	1	0	0	0	0	0	0	0	0	8
08:15	0	0	0	1	1	1	0	0	0	0	0	0	0	3
08:30	0	1	4	3	2	0	0	0	0	0	0	0	0	10
08:45	0	1	0	3	0	2	0	0	0	0	0	0	0	6
09:00	1	0	1	0	1	0	0	0	0	0	0	0	0	3
09:15	1	1	0	2	0	0	0	0	0	0	0	0	0	4
09:30	0	0	2	0	0	0	0	0	0	0	0	0	0	2
09:45	0	0	1	1	0	0	0	0	0	0	0	0	0	2
10:00	1	0	1	4	0	0	0	1	0	0	0	0	0	7
10:15	0	0	1	1	1	0	0	0	0	0	0	0	0	3
10:30	0	0	1	0	0	0	0	0	0	0	0	0	0	1
10:45	0	1	1	1	0	0	0	0	0	0	0	0	0	3
11:00	0	0	2	3	0	0	0	0	0	0	0	0	0	5
11:15	0	0	3	3	0	0	1	0	0	0	0	0	0	7
11:30	0	1	0	1	0	1	0	0	0	0	0	0	0	3
11:45	0	0	0	2	1	0	0	0	0	0	0	0	0	3
12:00 PM	0	0	0	1	0	0	1	0	0	0	0	0	0	2
12:15	0	0	1	0	0	0	0	0	0	0	0	0	0	1
12:30	0	1	1	0	1	0	0	0	0	0	0	0	0	3
12:45	0	1	1	0	0	0	0	0	0	0	0	0	0	2
13:00	0	0	1	1	0	1	0	1	0	0	0	0	0	4
13:15	0	1	1	0	1	1	0	0	0	0	0	0	0	4
13:30	0	2	0	0	0	0	0	0	0	0	0	0	0	2
13:45	0	0	2	1	0	0	0	0	0	0	0	0	0	3
14:00	0	0	0	3	0	0	0	0	0	0	0	0	0	3
14:15	0	1	4	4	2	1	0	0	0	0	0	0	0	12
14:30	0	1	1	3	1	0	0	0	0	0	0	0	0	6
14:45	0	0	2	0	1	0	1	0	0	0	0	0	0	4
15:00	1	0	0	3	2	0	0	0	0	0	0	0	0	6
15:15	0	1	0	1	2	0	0	0	0	0	0	0	0	4
15:30	0	0	2	3	0	1	0	0	0	0	0	0	0	6
15:45	0	1	3	3	0	0	0	0	0	0	0	0	0	7
16:00	0	1	4	0	1	0	0	0	0	0	0	0	0	6
16:15	2	1	0	1	1	0	0	0	0	0	0	0	0	6
16:30	0	2	3	2	0	0	0	0	0	0	0	0	0	7
16:45	0	0	3	2	3	1	0	0	0	0	0	0	0	9
17:00	0	4	1	0	2	2	0	0	0	0	0	0	0	9
17:15	1	0	0	0	0	1	1	0	0	0	0	0	0	3
17:30	1	1	1	0	0	0	0	0	0	0	0	0	0	3
17:45	0	0	0	0	1	0	0	0	0	0	0	0	0	1
18:00	0	3	0	0	0	1	0	0	0	0	0	0	0	4
18:15	0	1	3	1	0	1	0	0	0	0	0	0	0	6
18:30	2	0	2	1	0	0	0	0	0	0	0	0	0	5
18:45	0	0	0	3	0	0	0	0	0	0	0	0	0	3
19:00	1	0	0	1	1	0	0	0	0	0	0	0	0	3
19:15	0	3	3	0	0	0	0	0	0	0	0	0	0	6
19:30	1	1	0	1	2	0	0	0	0	0	0	0	0	5
19:45	0	1	0	0	0	0	0	0	0	0	0	0	0	1
20:00	0	0	1	1	0	0	0	0	0	0	0	0	0	2
20:15	0	1	1	0	1	0	0	0	0	0	0	0	0	3
20:30	1	1	2	0	0	0	0	0	0	0	0	0	0	4
20:45	1	0	0	0	0	0	0	0	0	0	0	0	0	1
21:00	0	1	3	0	1	0	0	0	0	0	0	0	0	5
21:15	1	1	0	1	1	0	0	0	0	0	0	0	0	4
21:30	0	1	1	0	1	0	0	0	0	0	0	0	0	3
21:45	0	0	0	0	0	0	0	0	0	0	0	0	0	0
22:00	0	0	0	0	0	0	0	0	0	0	0	0	0	0
22:15	0	0	0	0	0	0	0	0	0	0	0	0	0	0
22:30	0	0	0	0	0	0	0	0	0	0	0	0	0	0
22:45	0	0	0	1	0	0	0	0	0	0	0	0	0	1
23:00	1	1	0	0	0	0	0	0	0	0	0	0	0	2
23:15	0	0	0	1	0	0	0	0	0	0	0	0	0	1
23:30	0	0	0	1	0	0	0	0	0	0	0	0	0	1
23:45	0	0	1	0	0	0	0	0	0	0	0	0	0	1
Totals	19	50	88	77	37	17	5	3						296
% of Totals	6%	17%	30%	26%	13%	6%	2%	1%						100%

AM Volumes	6	17	34	39	15	7	2	1	0	0	0	0	0	121
% AM	2%	6%	11%	13%	5%	2%	1%	0%						41%
AM Peak Hour	06:45	06:45	07:15	07:15	07:30	08:00	11:15	09:15						07:15
Volume	2	6	14	14	6	3	2	3						41
PM Volumes	13	33	54	38	21	10	3	2	0	0	0	0	0	170
% PM	4%	11%	18%	13%	7%	3%	1%	1%						59%
PM Peak Hour	18:15	16:15	15:45	13:45	16:30	12:00	12:15							16:15
Volume	3	7	11	6	4	1	1							31

Directional Peak Periods		AM 7-9		NOON 12-2		PM 4-6		Off Peak Volumes	
All Classes	Volume	%	Volume	%	Volume	%	Volume	%	
	63	21%	21	7%	44	15%	168	57%	

Street Name	Direction	15th	50th	Average	85th	95th	ADT
SW 53rd Pl	Summary	18	24	25	32	38	296

# SPEED

SW 53rd Pl Bet. SW 117th Terrace & SW 117th Ave

Day: Wednesday

Date: 5/17/2023

City: Cooper City

Project #: FL23\_140259\_007e

**East Bound**

Time	< 15	15 - 19	20 - 24	25 - 29	30 - 34	35 - 39	40 - 44	45 - 49	50 - 54	55 - 59	60 - 64	65 - 69	70 +	Total
00:00 AM	0	0	0	0	0	0	0	0	0	0	0	0	0	0
01:00	0	1	0	0	0	0	1	0	0	0	0	0	0	2
02:00	0	0	0	0	0	0	0	0	0	0	0	0	0	0
03:00	0	0	0	0	0	0	1	0	0	0	0	0	0	1
04:00	1	0	0	0	0	0	0	0	0	0	0	0	0	1
05:00	0	1	0	0	0	0	0	0	0	0	0	0	0	1
06:00	0	1	0	0	1	0	0	0	0	0	0	0	0	2
07:00	2	2	2	5	2	1	0	0	0	0	0	0	0	14
08:00	0	0	2	3	2	3	1	0	0	0	0	0	0	11
09:00	1	0	2	2	0	0	0	0	0	0	0	0	0	5
10:00	0	1	1	1	0	0	0	1	0	0	0	0	0	4
11:00	0	0	0	7	1	0	1	0	0	0	0	0	0	9
12:00 PM	0	1	1	0	0	0	1	0	0	0	0	0	0	3
13:00	0	1	1	2	1	1	0	1	0	0	0	0	0	7
14:00	0	0	3	3	2	1	1	0	0	0	0	0	0	10
15:00	1	1	4	7	2	1	0	0	0	0	0	0	0	16
16:00	1	0	3	2	4	1	0	0	0	0	0	0	0	11
17:00	0	1	1	0	2	3	1	0	0	0	0	0	0	8
18:00	1	2	2	4	0	2	0	0	0	0	0	0	0	11
19:00	1	4	3	2	2	0	0	0	0	0	0	0	0	12
20:00	1	1	1	1	1	0	0	1	0	0	0	0	0	6
21:00	1	1	2	1	3	0	0	0	0	0	0	0	0	8
22:00	0	0	0	1	0	0	0	0	0	0	0	0	0	1
23:00	0	1	0	1	0	0	0	0	0	0	0	0	0	2
<b>Totals</b>	<b>10</b>	<b>19</b>	<b>28</b>	<b>42</b>	<b>23</b>	<b>15</b>	<b>5</b>	<b>3</b>						<b>145</b>
<b>% of Totals</b>	7%	13%	19%	29%	16%	10%	3%	2%						100%

<b>AM Volumes</b>	4	6	7	18	6	6	2	1	0	0	0	0	0	50
<b>% AM</b>	3%	4%	5%	12%	4%	4%	1%	1%						34%
<b>AM Peak Hour</b>	07:00	07:00	07:00	11:00	07:00	08:00	08:00	10:00						07:00
<b>Volume</b>	2	2	2	7	2	3	1	1						14
<b>PM Volumes</b>	6	13	21	24	17	9	3	2	0	0	0	0	0	95
<b>% PM</b>	4%	9%	14%	17%	12%	6%	2%	1%						66%
<b>PM Peak Hour</b>	15:00	19:00	15:00	15:00	16:00	17:00	12:00	13:00						15:00
<b>Volume</b>	1	4	4	7	4	3	1	1						16

Directional Peak Periods All Speeds	AM 7-9		NOON 12-2		PM 4-6		Off Peak Volumes	
	Volume	%	Volume	%	Volume	%	Volume	%
	25	↔ 17%	10	↔ 7%	19	↔ 13%	91	↔ 63%

Street Name	Direction	Percentiles					
		15th	50th	Average	85th	95th	ADT
SW 53rd Pl	East Bound	18	27	27	35	41	145
SW 53rd Pl	West Bound	17	23	23	29	33	151

# SPEED

SW 53rd Pl Bet. SW 117th Terrace & SW 117th Ave

Day: Wednesday

Date: 5/17/2023

City: Cooper City

Project #: FL23\_140259\_007w

## West Bound

Time	< 15	15 - 19	20 - 24	25 - 29	30 - 34	35 - 39	40 - 44	45 - 49	50 - 54	55 - 59	60 - 64	65 - 69	70 +	Total
00:00 AM	0	0	1	0	0	0	0	0	0	0	0	0	0	1
01:00	0	0	0	0	0	0	0	0	0	0	0	0	0	0
02:00	0	0	0	0	1	0	0	0	0	0	0	0	0	1
03:00	0	0	0	0	0	0	0	0	0	0	0	0	0	0
04:00	0	0	1	0	0	0	0	0	0	0	0	0	0	1
05:00	0	2	0	1	1	0	0	0	0	0	0	0	0	4
06:00	0	1	0	0	0	0	0	0	0	0	0	0	0	1
07:00	0	3	9	7	3	0	0	0	0	0	0	0	0	22
08:00	0	3	6	5	2	0	0	0	0	0	0	0	0	16
09:00	1	1	2	1	1	0	0	0	0	0	0	0	0	6
10:00	1	0	3	5	1	0	0	0	0	0	0	0	0	10
11:00	0	1	5	2	0	1	0	0	0	0	0	0	0	9
12:00 PM	0	1	2	1	1	0	0	0	0	0	0	0	0	5
13:00	0	2	3	0	0	1	0	0	0	0	0	0	0	6
14:00	0	2	4	7	2	0	0	0	0	0	0	0	0	15
15:00	0	1	4	2	0	0	0	0	0	0	0	0	0	7
16:00	1	4	8	3	1	0	0	0	0	0	0	0	0	17
17:00	2	4	1	0	1	0	0	0	0	0	0	0	0	8
18:00	1	2	3	1	0	0	0	0	0	0	0	0	0	7
19:00	1	1	1	0	0	0	0	0	0	0	0	0	0	3
20:00	1	1	3	0	0	0	0	0	0	0	0	0	0	5
21:00	0	2	2	0	0	0	0	0	0	0	0	0	0	4
22:00	0	0	0	0	0	0	0	0	0	0	0	0	0	0
23:00	1	0	2	0	0	0	0	0	0	0	0	0	0	3
<b>Totals</b>	<b>9</b>	<b>31</b>	<b>60</b>	<b>35</b>	<b>14</b>	<b>2</b>								<b>151</b>
<b>% of Totals</b>	6%	21%	40%	23%	9%	1%								100%

<b>AM Volumes</b>	2	11	27	21	9	1	0	0	0	0	0	0	0	71
<b>% AM</b>	1%	7%	18%	14%	6%	1%								47%
<b>AM Peak Hour</b>	09:00	07:00	07:00	07:00	07:00	11:00								07:00
<b>Volume</b>	1	3	9	7	3	1								22
<b>PM Volumes</b>	7	20	33	14	5	1	0	0	0	0	0	0	0	80
<b>% PM</b>	5%	13%	22%	9%	3%	1%								53%
<b>PM Peak Hour</b>	17:00	16:00	16:00	14:00	14:00	13:00								16:00
<b>Volume</b>	2	4	8	7	2	1								17

Directional Peak Periods All Speeds	AM 7-9		NOON 12-2		PM 4-6		Off Peak Volumes	
	Volume	%	Volume	%	Volume	%	Volume	%
	38	↔ 25%	11	↔ 7%	25	↔ 17%	77	↔ 51%

Street Name	Direction	Percentiles					ADT
		15th	50th	Average	85th	95th	
SW 53rd Pl	East Bound	18	27	27	35	41	145
SW 53rd Pl	West Bound	17	23	23	29	33	151



**SPEED**

SW 53rd Pl Bet. SW 117th Terrace &amp; SW 117th Ave

Day: Wednesday

Date: 5/17/2023

City: Cooper City

Project #: FL23\_140259\_007

**Summary**

Time	< 15	15 - 19	20 - 24	25 - 29	30 - 34	35 - 39	40 - 44	45 - 49	50 - 54	55 - 59	60 - 64	65 - 69	70 +	Total
00:00 AM	0	0	1	0	0	0	0	0	0	0	0	0	0	1
01:00	0	1	0	0	0	1	0	0	0	0	0	0	0	2
02:00	0	0	0	0	1	0	0	0	0	0	0	0	0	1
03:00	0	0	0	0	0	1	0	0	0	0	0	0	0	1
04:00	1	0	1	0	0	0	0	0	0	0	0	0	0	2
05:00	0	3	0	1	1	0	0	0	0	0	0	0	0	5
06:00	0	2	0	0	1	0	0	0	0	0	0	0	0	3
07:00	2	5	11	12	5	1	0	0	0	0	0	0	0	36
08:00	0	3	8	8	4	3	1	0	0	0	0	0	0	27
09:00	2	1	4	3	1	0	0	0	0	0	0	0	0	11
10:00	1	1	4	6	1	0	0	1	0	0	0	0	0	14
11:00	0	1	5	9	1	1	1	0	0	0	0	0	0	18
12:00 PM	0	2	3	1	1	0	1	0	0	0	0	0	0	8
13:00	0	3	4	2	1	2	0	1	0	0	0	0	0	13
14:00	0	2	7	10	4	1	1	0	0	0	0	0	0	25
15:00	1	2	8	9	2	1	0	0	0	0	0	0	0	23
16:00	2	4	11	5	5	1	0	0	0	0	0	0	0	28
17:00	2	5	2	0	3	3	1	0	0	0	0	0	0	16
18:00	2	4	5	5	0	2	0	0	0	0	0	0	0	18
19:00	2	5	4	2	2	0	0	0	0	0	0	0	0	15
20:00	2	2	4	1	1	0	0	1	0	0	0	0	0	11
21:00	1	3	4	1	3	0	0	0	0	0	0	0	0	12
22:00	0	0	0	1	0	0	0	0	0	0	0	0	0	1
23:00	1	1	2	1	0	0	0	0	0	0	0	0	0	5
<b>Totals</b>	<b>19</b>	<b>50</b>	<b>88</b>	<b>77</b>	<b>37</b>	<b>17</b>	<b>5</b>	<b>3</b>						<b>296</b>
<b>% of Totals</b>	<b>6%</b>	<b>17%</b>	<b>30%</b>	<b>26%</b>	<b>13%</b>	<b>6%</b>	<b>2%</b>	<b>1%</b>						<b>100%</b>

<b>AM Volumes</b>	6	17	34	39	15	7	2	1	0	0	0	0	0	121
<b>% AM</b>	2%	6%	11%	13%	5%	2%	1%	0%						41%
<b>AM Peak Hour</b>	07:00	07:00	07:00	07:00	07:00	08:00	08:00	10:00						07:00
<b>Volume</b>	2	5	11	12	5	3	1	1						36
<b>PM Volumes</b>	13	33	54	38	22	10	3	2	0	0	0	0	0	175
<b>% PM</b>	4%	11%	18%	13%	7%	3%	1%	1%						59%
<b>PM Peak Hour</b>	16:00	17:00	16:00	14:00	16:00	17:00	12:00	13:00						16:00
<b>Volume</b>	2	5	11	10	5	3	1	1						28
<b>Directional Peak Periods All Speeds</b>	<b>AM 7-9</b>		<b>NOON 12-2</b>		<b>PM 4-6</b>		<b>Off Peak Volumes</b>							
	Volume		%	Volume	%	Volume	%	Volume	%					
	63	↔	21%	21	↔	7%	44	↔	15%	168	↔	57%		

Street Name	Direction	Percentiles					ADT
		15th	50th	Average	85th	95th	
SW 53rd Pl	Summary	18	24	25	32	38	296

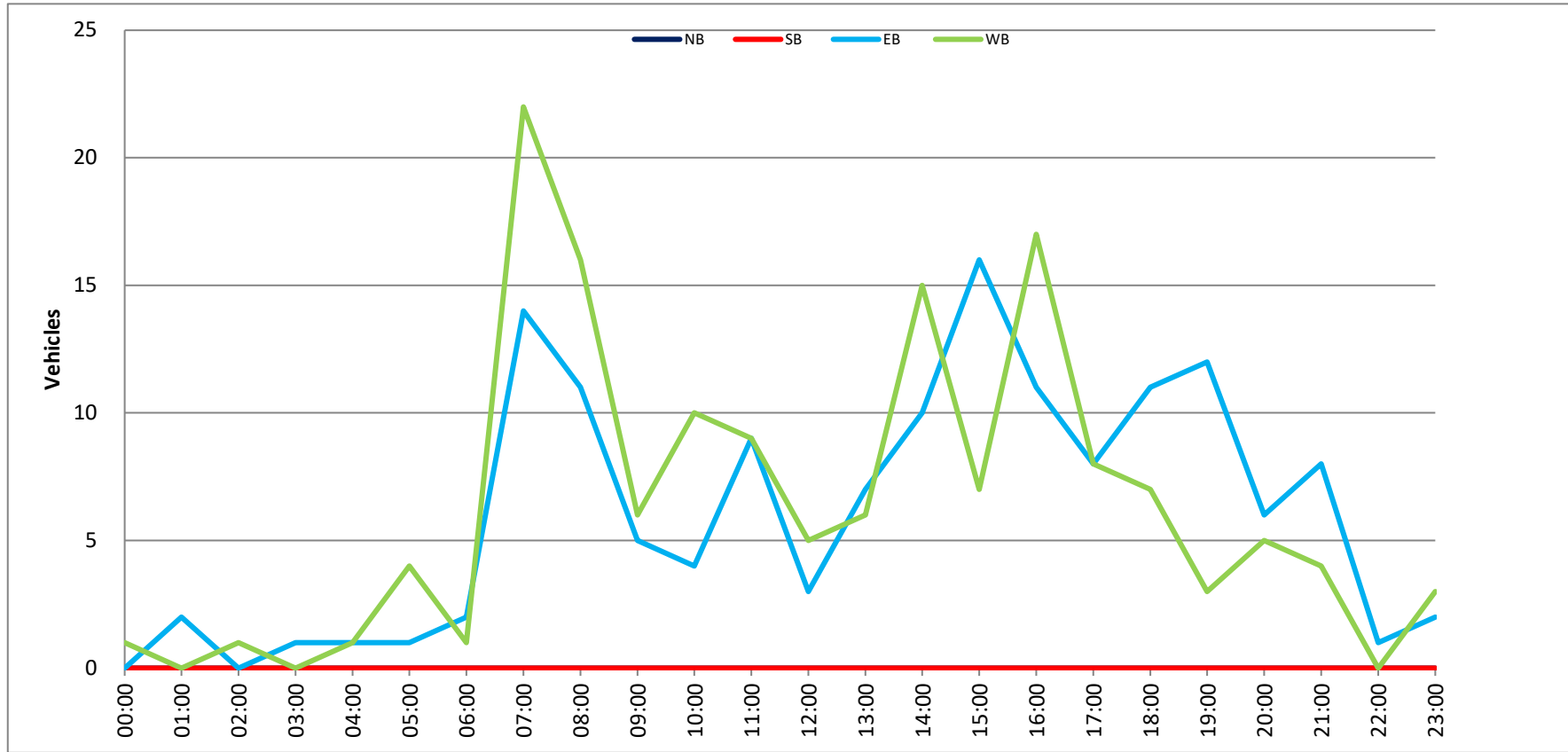
### VOLUME

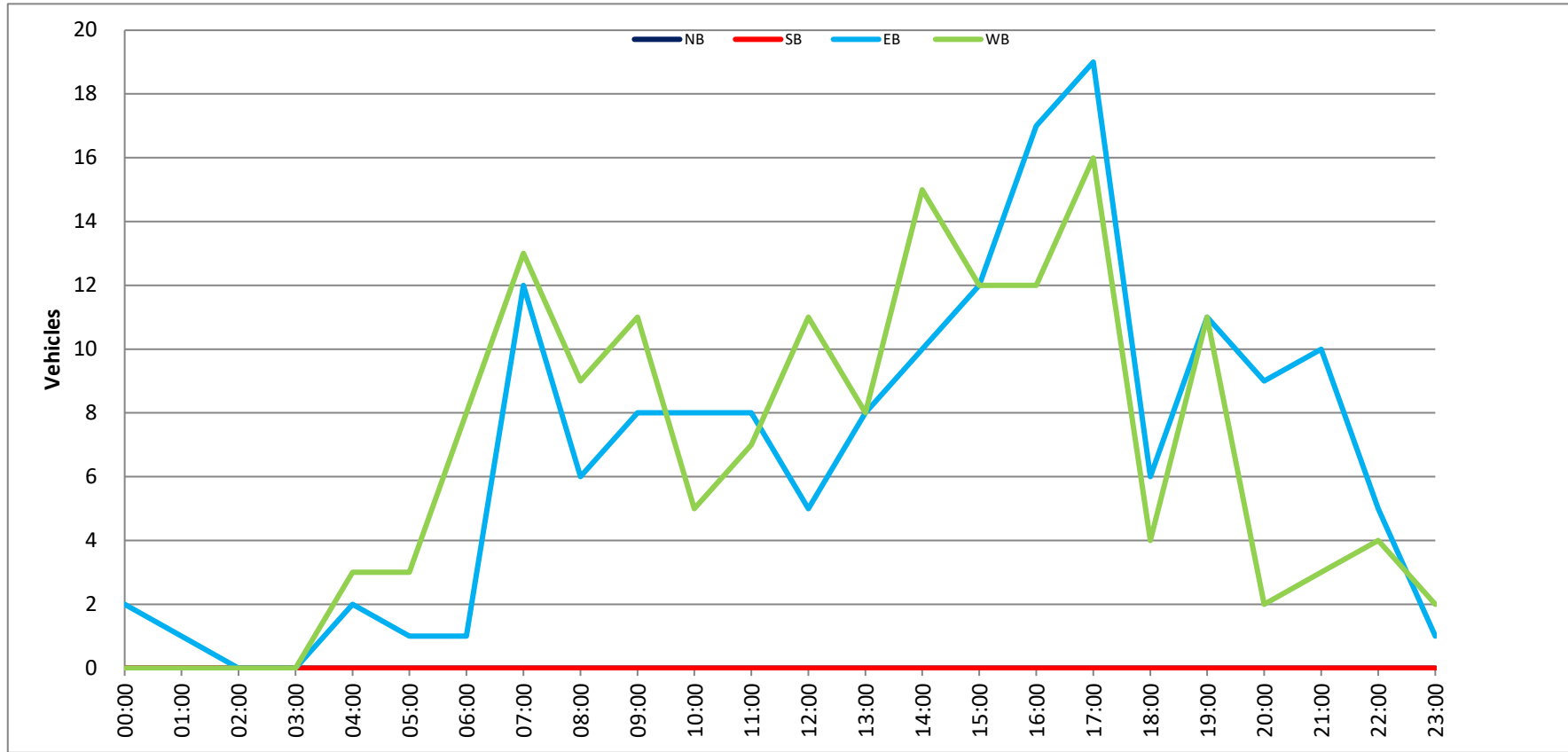
SW 53rd Pl Bet. SW 117th Terrace & SW 117th Ave

Day: Wednesday  
Date: 5/17/2023

City: Cooper City  
Project #: FL23\_140259\_007

DAILY TOTALS										NB		SB		EB		WB		TOTAL	
										0		0		145		151		296	
AM Period	NB	SB	EB	WB	TOTAL	PMI Period	NB	SB	EB	WB	TOTAL								
00:00	0	0	0	0	0	12:00	0	0	1	1	2								
00:15	0	0	0	1	1	12:15	0	0	0	1	1								
00:30	0	0	0	0	0	12:30	0	0	2	1	3								
00:45	0	0	0	0	1	12:45	0	0	0	3	2								
01:00	0	0	0	0	0	13:00	0	0	3	1	4								
01:15	0	0	1	0	1	13:15	0	0	1	3	4								
01:30	0	0	0	0	0	13:30	0	0	1	1	2								
01:45	0	0	1	0	2	13:45	0	0	2	7	6								
02:00	0	0	0	0	0	14:00	0	0	1	2	3								
02:15	0	0	0	0	0	14:15	0	0	3	9	12								
02:30	0	0	0	1	1	14:30	0	0	2	4	6								
02:45	0	0	0	0	1	14:45	0	0	4	10	15								
03:00	0	0	0	0	0	15:00	0	0	3	3	4								
03:15	0	0	1	0	1	15:15	0	0	3	1	4								
03:30	0	0	0	0	0	15:30	0	0	4	2	6								
03:45	0	0	0	0	1	15:45	0	0	6	16	7								
04:00	0	0	0	0	0	16:00	0	0	2	4	6								
04:15	0	0	0	0	0	16:15	0	0	2	4	6								
04:30	0	0	1	0	1	16:30	0	0	3	4	7								
04:45	0	0	0	1	2	16:45	0	0	4	11	17								
05:00	0	0	0	0	0	17:00	0	0	5	4	9								
05:15	0	0	0	2	2	17:15	0	0	2	1	3								
05:30	0	0	1	1	2	17:30	0	0	0	3	3								
05:45	0	0	0	1	5	17:45	0	0	1	8	8								
06:00	0	0	0	0	0	18:00	0	0	2	2	4								
06:15	0	0	0	0	0	18:15	0	0	5	1	6								
06:30	0	0	2	0	2	18:30	0	0	2	3	5								
06:45	0	0	0	1	3	18:45	0	0	2	11	7								
07:00	0	0	0	3	3	19:00	0	0	2	1	3								
07:15	0	0	3	1	4	19:15	0	0	4	2	6								
07:30	0	0	8	9	17	19:30	0	0	5	0	5								
07:45	0	0	3	14	22	19:45	0	0	1	12	3								
08:00	0	0	1	7	8	20:00	0	0	1	1	2								
08:15	0	0	3	0	3	20:15	0	0	1	2	3								
08:30	0	0	3	7	10	20:30	0	0	3	2	5								
08:45	0	0	4	2	6	20:45	0	0	1	6	5								
09:00	0	0	1	2	3	21:00	0	0	2	3	5								
09:15	0	0	3	1	4	21:15	0	0	3	1	4								
09:30	0	0	0	2	2	21:30	0	0	3	0	3								
09:45	0	0	1	5	2	21:45	0	0	8	0	4								
10:00	0	0	2	5	7	22:00	0	0	0	0	0								
10:15	0	0	0	3	3	22:15	0	0	0	0	0								
10:30	0	0	0	1	1	22:30	0	0	0	0	0								
10:45	0	0	2	4	3	22:45	0	0	1	1	1								
11:00	0	0	2	3	5	23:00	0	0	1	1	2								
11:15	0	0	4	3	7	23:15	0	0	0	1	1								
11:30	0	0	0	3	3	23:30	0	0	1	0	1								
11:45	0	0	3	0	3	23:45	0	0	2	1	3								
TOTALS			41.3%		71	TOTALS			54.3%		80								
SPLIT %					50	SPLIT %					95								
DAILY TOTALS										NB		SB		EB		WB		Total	
										0		0		145		151		296	
AM Peak Hour			07:15		07:15	PM Peak Hour			15:00		16:00								
AM Pk Volume			15		26	PM Pk Volume			16		17								
Pk Hr Factor			0.469		0.722	Pk Hr Factor			0.667		0.850								
7 - 9 Volume	0	0	25		38	4 - 6 Volume	0	0	19		25								
7 - 9 Peak Hour			07:15		07:15	4 - 6 Peak Hour			16:15		16:00								
7 - 9 Pk Volume	0	0	15		26	4 - 6 Pk Volume	0	0	14		17								
Pk Hr Factor	0.000	0.000	0.469		0.722	Pk Hr Factor	0.000	0.000	0.700		0.850								





East Bound														
Time	< 15	15 - 19	20 - 24	25 - 29	30 - 34	35 - 39	40 - 44	45 - 49	50 - 54	55 - 59	60 - 64	65 - 69	70 +	Total
00:00 AM	0	0	0	0	0	0	0	0	0	0	0	0	0	0
00:15	0	0	0	0	0	0	0	0	0	0	0	0	0	0
00:30	0	0	0	0	0	0	0	0	0	0	0	0	0	0
00:45	0	1	0	0	0	0	0	0	0	0	0	0	0	1
01:00	1	0	0	0	0	0	0	0	0	0	0	0	0	1
01:15	0	0	0	0	0	0	0	0	0	0	0	0	0	0
01:30	0	0	0	0	0	0	0	0	0	0	0	0	0	0
01:45	0	0	0	0	0	0	0	0	0	0	0	0	0	0
02:00	0	0	0	0	0	0	0	0	0	0	0	0	0	0
02:15	0	0	0	0	0	0	0	0	0	0	0	0	0	0
02:30	0	0	0	0	0	0	0	0	0	0	0	0	0	0
02:45	0	0	0	0	0	0	0	0	0	0	0	0	0	0
03:00	0	0	0	0	1	0	0	0	0	0	0	0	0	1
03:15	0	0	0	0	0	0	0	0	0	0	0	0	0	0
03:30	0	0	0	0	1	0	0	0	0	0	0	0	0	1
03:45	0	0	0	0	0	0	0	0	0	0	0	0	0	0
04:00	0	0	0	0	0	0	0	0	0	0	0	0	0	0
04:15	0	0	0	0	0	0	0	0	0	0	0	0	0	0
04:30	0	0	0	0	0	0	0	0	0	0	0	0	0	0
04:45	0	0	0	0	0	0	0	0	0	0	0	0	0	0
05:00	0	0	1	0	0	0	0	0	0	0	0	0	0	1
05:15	0	0	0	0	0	0	0	0	0	0	0	0	0	0
05:30	0	0	1	1	0	0	0	0	0	0	0	0	0	2
05:45	0	0	0	1	0	0	0	0	0	0	0	0	0	1
06:00	0	0	1	0	0	0	0	0	0	0	0	0	0	1
06:15	0	0	1	1	0	0	0	0	0	0	0	0	0	2
06:30	0	0	0	0	2	1	0	0	0	0	0	0	0	3
06:45	1	1	1	0	0	0	0	0	0	0	0	0	0	3
07:00	1	1	0	5	1	0	0	0	0	0	0	0	0	8
07:15	1	0	2	2	3	0	0	0	0	0	0	0	0	8
07:30	0	1	6	3	0	0	0	0	0	0	0	0	0	10
07:45	0	1	3	5	2	0	0	0	0	0	0	0	0	9
08:00	1	1	3	3	1	0	0	0	0	0	0	0	0	9
08:15	0	0	4	2	0	0	0	0	0	0	0	0	0	6
08:30	1	0	1	2	1	0	0	0	0	0	0	0	0	5
08:45	0	1	5	1	1	0	0	0	0	0	0	0	0	8
09:00	0	1	2	1	0	0	0	0	0	0	0	0	0	4
09:15	1	0	2	1	1	0	0	0	0	0	0	0	0	5
09:30	0	0	2	4	0	0	0	0	0	0	0	0	0	6
09:45	0	0	1	0	1	0	0	0	0	0	0	0	0	2
10:00	0	0	0	2	1	0	0	0	0	0	0	0	0	3
10:15	0	0	2	0	0	0	0	0	0	0	0	0	0	2
10:30	1	1	2	3	1	0	0	0	0	0	0	0	0	8
10:45	0	0	2	0	0	0	0	0	0	0	0	0	0	2
11:00	0	0	1	1	0	0	0	0	0	0	0	0	0	2
11:15	0	3	1	1	0	0	0	0	0	0	0	0	0	5
11:30	0	0	0	1	0	0	0	0	0	0	0	0	0	1
11:45	0	0	1	1	0	0	0	0	0	0	0	0	0	2
12:00 PM	2	0	1	0	0	0	0	0	0	0	0	0	0	3
12:15	1	0	1	4	1	0	0	0	0	0	0	0	0	7
12:30	0	2	0	0	0	0	0	0	0	0	0	0	0	2
12:45	0	0	2	1	0	0	0	0	0	0	0	0	0	3
13:00	0	0	2	1	0	0	0	0	0	0	0	0	0	3
13:15	0	0	1	3	0	0	0	0	0	0	0	0	0	4
13:30	0	0	0	1	0	0	0	0	0	0	0	0	0	1
13:45	0	1	2	4	0	0	0	0	0	0	0	0	0	7
14:00	2	2	2	0	0	0	0	0	0	0	0	0	0	6
14:15	0	0	2	0	0	0	0	0	0	0	0	0	0	2
14:30	0	0	0	2	1	0	0	0	0	0	0	0	0	3
14:45	0	0	3	0	0	0	0	0	0	0	0	0	0	3
15:00	0	0	0	1	0	0	0	0	0	0	0	0	0	1
15:15	0	0	1	3	1	1	0	0	0	0	0	0	0	6
15:30	0	0	1	0	1	0	0	0	0	0	0	0	0	2
15:45	1	0	0	2	2	0	0	0	0	0	0	0	0	5
16:00	0	0	1	2	0	0	0	0	0	0	0	0	0	3
16:15	0	2	4	2	0	0	0	0	0	0	0	0	0	8
16:30	2	0	3	1	0	0	0	0	0	0	0	0	0	6
16:45	0	0	1	1	1	0	0	0	0	0	0	0	0	3
17:00	0	1	1	1	0	0	0	0	0	0	0	0	0	3
17:15	0	0	3	0	0	0	0	0	0	0	0	0	0	3
17:30	0	0	2	3	1	0	0	0	0	0	0	0	0	6
17:45	1	1	1	0	0	0	0	0	0	0	0	0	0	3
18:00	3	2	0	0	0	0	0	0	0	0	0	0	0	5
18:15	1	0	0	1	0	0	0	0	0	0	0	0	0	2
18:30	0	0	0	0	0	0	0	0	0	0	0	0	0	0
18:45	0	1	1	0	0	0	0	0	0	0	0	0	0	2
19:00	1	0	2	0	0	0	0	0	0	0	0	0	0	3
19:15	0	1	1	0	0	0	0	0	0	0	0	0	0	2
19:30	0	0	0	1	0	0	0	0	0	0	0	0	0	1
19:45	0	0	0	0	0	0	0	0	0	0	0	0	0	0
20:00	0	1	1	0	0	0	0	0	0	0	0	0	0	2
20:15	0	0	0	0	0	0	0	0	0	0	0	0	0	0
20:30	0	0	0	1	0	0	0	0	0	0	0	0	0	1
20:45	0	0	0	0	0	0	0	0	0	0	0	0	0	0
21:00	0	0	1	0	0	0	0	0	0	0	0	0	0	1
21:15	1	0	1	0	0	0	0	0	0	0	0	0	0	2
21:30	0	0	0	0	0	0	0	0	0	0	0	0	0	0
21:45	0	0	0	0	0	0	0	0	0	0	0	0	0	0
22:00	0	0	1	0	0	0	0	0	0	0	0	0	0	1
22:15	0	0	0	0	0	0	0	0	0	0	0	0	0	0
22:30	0	0	0	0	0	0	0	0	0	0	0	0	0	0
22:45	0	0	0	0	0	0	0	0	0	0	0	0	0	0
23:00	0	0	0	0	0	0	0	0	0	0	0	0	0	0
23:15	0	0	1	1	0	0	0	0	0	0	0	0	0	2
23:30	0	0	0	0	0	0	0	0	0	0	0	0	0	0
23:45	0	0	0	0	0	0	0	0	0	0	0	0	0	0
<b>Totals</b>	<b>23</b>	<b>28</b>	<b>87</b>	<b>76</b>	<b>25</b>	<b>1</b>								<b>241</b>
<b>% of Totals</b>	<b>10%</b>	<b>12%</b>	<b>36%</b>	<b>32%</b>	<b>10%</b>	<b>0%</b>								<b>100%</b>

AM Volumes		PM Volumes		NOON 12-2		PM 4-6		Off Peak Volumes	
Volume	%	Volume	%	Volume	%	Volume	%	Volume	%
8	3%	15	6%	41	17%	43	18%	19	8%
3	1%	6	2%	14	6%	13	5%	6	2%
15	6%	15	6%	40	17%	33	14%	9	4%
3	1%	3	1%	9	4%	7	3%	1	0%
63	26%	30	12%	35	15%	113	47%		

Street Name	Direction	Percentiles					
		15th	50th	Average	85th	95th	ADT
SW 52nd St	East Bound	17	24	23	29	33	241
SW 52nd St	West Bound	16	21	21	25	28	258

**SPEED**

SW 52nd St Bet. SW 118th Ave & SW 117th Ave

Day: Tuesday  
Date: 6/6/2023

City: Cooper City  
Project #: FL23\_140259\_008w

Time	< 15	15 - 19	20 - 24	25 - 29	30 - 34	35 - 39	40 - 44	45 - 49	50 - 54	55 - 59	60 - 64	65 - 69	70 +	Total
00:00 AM	0	0	0	0	0	0	0	0	0	0	0	0	0	0
00:15	0	0	0	0	0	0	0	0	0	0	0	0	0	0
00:30	0	0	0	0	0	0	0	0	0	0	0	0	0	0
00:45	0	1	0	0	0	0	0	0	0	0	0	0	0	1
01:00	1	0	0	0	0	0	0	0	0	0	0	0	0	1
01:15	0	1	0	0	0	0	0	0	0	0	0	0	0	1
01:30	0	0	0	0	0	0	0	0	0	0	0	0	0	0
01:45	0	0	0	0	0	0	0	0	0	0	0	0	0	0
02:00	0	0	0	0	0	0	0	0	0	0	0	0	0	0
02:15	0	0	0	0	0	0	0	0	0	0	0	0	0	0
02:30	0	0	0	0	0	0	0	0	0	0	0	0	0	0
02:45	0	0	0	0	0	0	0	0	0	0	0	0	0	0
03:00	0	1	0	0	0	0	0	0	0	0	0	0	0	1
03:15	0	0	0	0	0	0	0	0	0	0	0	0	0	0
03:30	0	0	0	0	0	0	0	0	0	0	0	0	0	0
03:45	0	0	0	0	0	0	0	0	0	0	0	0	0	0
04:00	0	0	0	0	0	0	0	0	0	0	0	0	0	0
04:15	0	0	0	0	0	0	0	0	0	0	0	0	0	0
04:30	0	0	0	0	0	0	0	0	0	0	0	0	0	0
04:45	0	0	0	0	0	0	0	0	0	0	0	0	0	0
05:00	0	0	0	0	0	0	0	0	0	0	0	0	0	0
05:15	0	0	0	0	0	0	0	0	0	0	0	0	0	0
05:30	0	0	0	0	0	0	0	0	0	0	0	0	0	0
05:45	0	0	0	0	0	0	0	0	0	0	0	0	0	0
06:00	0	1	1	0	0	0	0	0	0	0	0	0	0	2
06:15	0	0	0	0	0	0	0	0	0	0	0	0	0	0
06:30	0	0	0	0	0	0	0	0	0	0	0	0	0	0
06:45	0	0	0	0	0	0	0	0	0	0	0	0	0	0
07:00	0	1	0	0	0	0	0	0	0	0	0	0	0	1
07:15	0	2	3	1	0	0	0	0	0	0	0	0	0	6
07:30	0	1	4	0	0	0	0	0	0	0	0	0	0	5
07:45	0	4	10	0	0	0	0	0	0	0	0	0	0	14
08:00	0	1	4	0	0	0	0	0	0	0	0	0	0	5
08:15	0	1	1	0	0	0	0	0	0	0	0	0	0	2
08:30	0	1	3	0	0	0	0	0	0	0	0	0	0	4
08:45	0	2	0	0	0	0	0	0	0	0	0	0	0	2
09:00	0	1	1	1	0	0	0	0	0	0	0	0	0	3
09:15	0	0	1	0	0	0	0	0	0	0	0	0	0	1
09:30	0	0	1	0	0	0	0	0	0	0	0	0	0	1
09:45	0	1	2	0	0	0	0	0	0	0	0	0	0	3
10:00	0	1	3	1	0	0	0	0	0	0	0	0	0	5
10:15	0	3	2	1	0	0	0	0	0	0	0	0	0	6
10:30	0	1	1	0	0	0	0	0	0	0	0	0	0	2
10:45	0	1	1	1	0	0	0	0	0	0	0	0	0	3
11:00	0	0	2	1	0	0	0	0	0	0	0	0	0	3
11:15	1	3	0	1	0	0	0	0	0	0	0	0	0	5
11:30	0	1	0	2	0	0	0	0	0	0	0	0	0	3
11:45	1	1	3	0	0	0	0	0	0	0	0	0	0	5
12:00 PM	1	0	1	1	0	0	0	0	0	0	0	0	0	3
12:15	0	1	1	0	0	0	0	0	0	0	0	0	0	2
12:30	0	0	3	1	0	0	0	0	0	0	0	0	0	4
12:45	0	1	2	0	0	0	0	0	0	0	0	0	0	3
13:00	0	1	1	1	0	0	0	0	0	0	0	0	0	3
13:15	0	3	1	1	0	0	0	0	0	0	0	0	0	5
13:30	1	3	8	2	0	0	0	0	0	0	0	0	0	14
13:45	0	1	4	1	0	0	0	0	0	0	0	0	0	6
14:00	1	4	6	0	0	0	0	0	0	0	0	0	0	11
14:15	0	2	2	0	0	0	0	0	0	0	0	0	0	4
14:30	1	0	1	1	0	0	0	0	0	0	0	0	0	3
14:45	0	0	2	0	0	0	0	0	0	0	0	0	0	2
15:00	0	1	0	0	0	0	0	0	0	0	0	0	0	1
15:15	0	2	4	0	0	0	0	0	0	0	0	0	0	6
15:30	1	0	5	0	0	0	0	0	0	0	0	0	0	6
15:45	0	2	1	1	0	0	0	0	0	0	0	0	0	4
16:00	0	0	3	1	0	0	0	0	0	0	0	0	0	4
16:15	0	2	2	0	0	0	0	0	0	0	0	0	0	4
16:30	2	1	1	0	0	0	0	0	0	0	0	0	0	4
16:45	2	2	3	2	0	0	0	0	0	0	0	0	0	9
17:00	0	1	4	1	0	0	0	0	0	0	0	0	0	6
17:15	0	0	3	1	0	0	0	0	0	0	0	0	0	4
17:30	0	3	2	0	0	0	0	0	0	0	0	0	0	5
17:45	1	3	2	3	0	0	0	0	0	0	0	0	0	8
18:00	2	2	4	0	0	0	0	0	0	0	0	0	0	8
18:15	0	4	2	0	0	0	0	0	0	0	0	0	0	6
18:30	0	1	0	1	0	0	0	0	0	0	0	0	0	2
18:45	0	1	2	0	0	0	0	0	0	0	0	0	0	3
19:00	0	1	0	0	0	0	0	0	0	0	0	0	0	1
19:15	0	1	1	0	0	0	0	0	0	0	0	0	0	2
19:30	0	1	0	0	0	0	0	0	0	0	0	0	0	1
19:45	1	2	1	0	0	0	0	0	0	0	0	0	0	4
20:00	0	1	1	0	0	0	0	0	0	0	0	0	0	2
20:15	2	1	1	0	0	0	0	0	0	0	0	0	0	4
20:30	0	1	0	1	0	0	0	0	0	0	0	0	0	2
20:45	0	0	1	0	0	0	0	0	0	0	0	0	0	1
21:00	0	0	3	0	0	0	0	0	0	0	0	0	0	3
21:15	0	0	1	0	0	0	0	0	0	0	0	0	0	1
21:30	0	0	1	0	0	0	0	0	0	0	0	0	0	1
21:45	0	0	1	0	0	0	0	0	0	0	0	0	0	1
22:00	0	2	2	0	0	0	0	0	0	0	0	0	0	4
22:15	0	0	0	0	0	0	0	0	0	0	0	0	0	0
22:30	0	0	1	0	0	0	0	0	0	0	0	0	0	1
22:45	0	0	1	0	0	0	0	0	0	0	0	0	0	1
23:00	0	0	0	0	0	0	0	0	0	0	0	0	0	0
23:15	0	0	0	0	0	0	0	0	0	0	0	0	0	0
23:30	0	0	0	0	0	0	0	0	0	0	0	0	0	0
23:45	0	0	3	1	0	0	0	0	0	0	0	0	0	4
<b>Totals</b>	<b>18</b>	<b>80</b>	<b>131</b>	<b>29</b>										<b>258</b>
<b>% of Totals</b>	<b>7%</b>	<b>31%</b>	<b>51%</b>	<b>11%</b>										<b>100%</b>

AM Volumes	11:15	07:00	07:15	10:45										
% AM	1%	12%	17%	3%										33%
PM Volumes	15	50	89	20	0	0	0	0	0	0	0	0	0	173
% PM	6%	19%	34%	8%										67%
PM Peak Hour	16:00	13:15	13:30	13:45										13:30
Volume	4	11	20	5										36

Street Name	Direction	Percentiles					
		15th	50th	Average	85th	95th	ADT
SW 52nd St	East Bound	17	24	23	29	33	241
SW 52nd St	West Bound	16	21	21	25	28	258

Summary

Table with columns: Time, < 15, 15 - 19, 20 - 24, 25 - 29, 30 - 34, 35 - 39, 40 - 44, 45 - 49, 50 - 54, 55 - 59, 60 - 64, 65 - 69, 70 +, Total. Rows include time intervals from 00:00 AM to 23:45.

Summary statistics table including AM Volumes, PM Volumes, and Directional Peak Periods with volume and percentage data.

Table with columns: Street Name, Direction, 15th, 50th, Average, 85th, 95th, ADT. Row for SW 52nd St.

**SPEED**

SW 52nd St Bet. SW 118th Ave &amp; SW 117th Ave

Day: Tuesday

Date: 6/6/2023

City: Cooper City

Project #: FL23\_140259\_008e

**East Bound**

Time	< 15	15 - 19	20 - 24	25 - 29	30 - 34	35 - 39	40 - 44	45 - 49	50 - 54	55 - 59	60 - 64	65 - 69	70 +	Total
00:00 AM	0	1	0	0	0	0	0	0	0	0	0	0	0	1
01:00	1	0	0	0	0	0	0	0	0	0	0	0	0	1
02:00	0	0	0	0	0	0	0	0	0	0	0	0	0	0
03:00	0	0	0	0	2	0	0	0	0	0	0	0	0	2
04:00	0	0	0	0	0	0	0	0	0	0	0	0	0	0
05:00	0	0	2	2	0	0	0	0	0	0	0	0	0	4
06:00	1	1	3	3	1	0	0	0	0	0	0	0	0	9
07:00	2	3	9	15	6	0	0	0	0	0	0	0	0	35
08:00	2	2	13	8	3	0	0	0	0	0	0	0	0	28
09:00	1	1	7	6	2	0	0	0	0	0	0	0	0	17
10:00	1	3	4	5	2	0	0	0	0	0	0	0	0	15
11:00	0	3	3	4	0	0	0	0	0	0	0	0	0	10
12:00 PM	3	2	4	5	1	0	0	0	0	0	0	0	0	15
13:00	0	1	6	8	0	0	0	0	0	0	0	0	0	15
14:00	2	2	7	2	1	0	0	0	0	0	0	0	0	14
15:00	1	0	3	5	5	1	0	0	0	0	0	0	0	15
16:00	2	2	9	6	1	0	0	0	0	0	0	0	0	20
17:00	1	2	7	4	1	0	0	0	0	0	0	0	0	15
18:00	4	3	1	1	0	0	0	0	0	0	0	0	0	9
19:00	1	1	3	1	0	0	0	0	0	0	0	0	0	6
20:00	0	1	2	1	0	0	0	0	0	0	0	0	0	4
21:00	1	0	2	0	0	0	0	0	0	0	0	0	0	3
22:00	0	0	1	0	0	0	0	0	0	0	0	0	0	1
23:00	0	1	1	0	0	0	0	0	0	0	0	0	0	2
<b>Totals</b>	<b>23</b>	<b>29</b>	<b>87</b>	<b>76</b>	<b>25</b>	<b>1</b>								<b>241</b>
<b>% of Totals</b>	<b>10%</b>	<b>12%</b>	<b>36%</b>	<b>32%</b>	<b>10%</b>	<b>0%</b>								<b>100%</b>

<b>AM Volumes</b>	8	14	41	43	16	0	0	0	0	0	0	0	0	122
<b>% AM</b>	3%	6%	17%	18%	7%									51%
<b>AM Peak Hour</b>	07:00	07:00	08:00	07:00	07:00									07:00
<b>Volume</b>	2	3	13	15	6									35
<b>PM Volumes</b>	15	15	46	33	9	1	0	0	0	0	0	0	0	119
<b>% PM</b>	6%	6%	19%	14%	4%	0%								49%
<b>PM Peak Hour</b>	18:00	18:00	16:00	13:00	15:00	15:00								16:00
<b>Volume</b>	4	3	9	8	5	1								20
<b>Directional Peak Periods</b>		<b>AM 7-9</b>				<b>NOON 12-2</b>			<b>PM 4-6</b>			<b>Off Peak Volumes</b>		
<b>All Speeds</b>		Volume		%	Volume		%	Volume		%	Volume		%	
		63	↔	26%	30	↔	12%	35	↔	15%	113	↔	47%	

Street Name	Direction	Percentiles					ADT
		15th	50th	Average	85th	95th	
SW 52nd St	East Bound	17	24	23	29	33	241
SW 52nd St	West Bound	16	21	21	25	28	258



# SPEED

SW 52nd St Bet. SW 118th Ave & SW 117th Ave

Day: Tuesday  
Date: 6/6/2023

City: Cooper City  
Project #: FL23\_140259\_008w

## West Bound

Time	< 15	15 - 19	20 - 24	25 - 29	30 - 34	35 - 39	40 - 44	45 - 49	50 - 54	55 - 59	60 - 64	65 - 69	70 +	Total
00:00 AM	0	1	0	0	0	0	0	0	0	0	0	0	0	1
01:00	1	1	0	0	0	0	0	0	0	0	0	0	0	2
02:00	0	0	0	0	0	0	0	0	0	0	0	0	0	0
03:00	0	1	0	0	0	0	0	0	0	0	0	0	0	1
04:00	0	0	0	0	0	0	0	0	0	0	0	0	0	0
05:00	0	0	0	0	0	0	0	0	0	0	0	0	0	0
06:00	0	1	1	0	0	0	0	0	0	0	0	0	0	2
07:00	0	8	17	1	0	0	0	0	0	0	0	0	0	26
08:00	0	5	8	0	0	0	0	0	0	0	0	0	0	13
09:00	0	2	5	1	0	0	0	0	0	0	0	0	0	8
10:00	0	6	7	3	0	0	0	0	0	0	0	0	0	16
11:00	2	5	5	4	0	0	0	0	0	0	0	0	0	16
12:00 PM	1	2	7	2	0	0	0	0	0	0	0	0	0	12
13:00	1	8	14	5	0	0	0	0	0	0	0	0	0	28
14:00	2	6	11	1	0	0	0	0	0	0	0	0	0	20
15:00	1	5	10	1	0	0	0	0	0	0	0	0	0	17
16:00	4	5	9	3	0	0	0	0	0	0	0	0	0	21
17:00	1	6	11	5	0	0	0	0	0	0	0	0	0	23
18:00	2	8	8	1	0	0	0	0	0	0	0	0	0	19
19:00	1	5	2	0	0	0	0	0	0	0	0	0	0	8
20:00	2	3	3	1	0	0	0	0	0	0	0	0	0	9
21:00	0	0	6	0	0	0	0	0	0	0	0	0	0	6
22:00	0	2	4	0	0	0	0	0	0	0	0	0	0	6
23:00	0	0	3	1	0	0	0	0	0	0	0	0	0	4
<b>Totals</b>	<b>18</b>	<b>80</b>	<b>131</b>	<b>29</b>										<b>258</b>
% of Totals	7%	31%	51%	11%										100%

<b>AM Volumes</b>	3	30	43	9	0	0	0	0	0	0	0	0	0	85
% AM	1%	12%	17%	3%										33%
<b>AM Peak Hour</b>	11:00	07:00	07:00	11:00										07:00
<b>Volume</b>	2	8	17	4										26
<b>PM Volumes</b>	15	50	88	20	0	0	0	0	0	0	0	0	0	173
% PM	6%	19%	34%	8%										67%
<b>PM Peak Hour</b>	16:00	13:00	13:00	13:00										13:00
<b>Volume</b>	4	8	14	5										28

Directional Peak Periods All Speeds	AM 7-9		NOON 12-2		PM 4-6		Off Peak Volumes	
	Volume	%	Volume	%	Volume	%	Volume	%
	39	↔ 15%	40	↔ 16%	44	↔ 17%	135	↔ 52%

Street Name	Direction	Percentiles					ADT
		15th	50th	Average	85th	95th	
SW 52nd St	East Bound	17	24	23	29	33	241
SW 52nd St	West Bound	16	21	21	25	28	258

# SPEED

SW 52nd St Bet. SW 118th Ave & SW 117th Ave

Day: Tuesday  
Date: 6/6/2023

City: Cooper City  
Project #: FL23\_140259\_008

### Summary

Time	< 15	15 - 19	20 - 24	25 - 29	30 - 34	35 - 39	40 - 44	45 - 49	50 - 54	55 - 59	60 - 64	65 - 69	70 +	Total
00:00 AM	0	2	0	0	0	0	0	0	0	0	0	0	0	2
01:00	2	1	0	0	0	0	0	0	0	0	0	0	0	3
02:00	0	0	0	0	0	0	0	0	0	0	0	0	0	0
03:00	0	1	0	0	2	0	0	0	0	0	0	0	0	3
04:00	0	0	0	0	0	0	0	0	0	0	0	0	0	0
05:00	0	0	2	2	0	0	0	0	0	0	0	0	0	4
06:00	1	2	4	3	1	0	0	0	0	0	0	0	0	11
07:00	2	11	26	16	6	0	0	0	0	0	0	0	0	61
08:00	2	7	21	8	3	0	0	0	0	0	0	0	0	41
09:00	1	3	12	7	2	0	0	0	0	0	0	0	0	25
10:00	1	9	11	8	2	0	0	0	0	0	0	0	0	31
11:00	2	8	8	8	0	0	0	0	0	0	0	0	0	26
12:00 PM	4	4	11	7	1	0	0	0	0	0	0	0	0	27
13:00	1	9	20	13	0	0	0	0	0	0	0	0	0	43
14:00	4	8	18	3	1	0	0	0	0	0	0	0	0	34
15:00	2	5	13	6	5	1	0	0	0	0	0	0	0	32
16:00	6	7	18	9	1	0	0	0	0	0	0	0	0	41
17:00	2	8	18	9	1	0	0	0	0	0	0	0	0	38
18:00	6	11	9	2	0	0	0	0	0	0	0	0	0	28
19:00	2	6	5	1	0	0	0	0	0	0	0	0	0	14
20:00	2	4	5	2	0	0	0	0	0	0	0	0	0	13
21:00	1	0	8	0	0	0	0	0	0	0	0	0	0	9
22:00	0	2	5	0	0	0	0	0	0	0	0	0	0	7
23:00	0	1	4	1	0	0	0	0	0	0	0	0	0	6
<b>Totals</b>	<b>41</b>	<b>109</b>	<b>218</b>	<b>105</b>	<b>25</b>	<b>1</b>								<b>499</b>
<b>% of Totals</b>	<b>8%</b>	<b>22%</b>	<b>44%</b>	<b>21%</b>	<b>5%</b>	<b>0%</b>								<b>100%</b>

<b>AM Volumes</b>	11	44	84	52	16	0	0	0	0	0	0	0	0	207
<b>% AM</b>	2%	9%	17%	10%	3%									41%
<b>AM Peak Hour</b>	01:00	07:00	07:00	07:00	07:00									07:00
<b>Volume</b>	2	11	26	16	6									61
<b>PM Volumes</b>	30	65	134	53	9	1	0	0	0	0	0	0	0	292
<b>% PM</b>	6%	13%	27%	11%	2%	0%								59%
<b>PM Peak Hour</b>	16:00	18:00	13:00	13:00	15:00	15:00								13:00
<b>Volume</b>	6	11	20	13	5	1								43

Directional Peak Periods All Speeds	AM 7-9		NOON 12-2		PM 4-6		Off Peak Volumes	
	Volume	%	Volume	%	Volume	%	Volume	%
	102	↔ 20%	70	↔ 14%	79	↔ 16%	248	↔ 50%

Street Name	Direction	Percentiles					ADT
		15th	50th	Average	85th	95th	
SW 52nd St	Summary	17	22	22	28	30	499

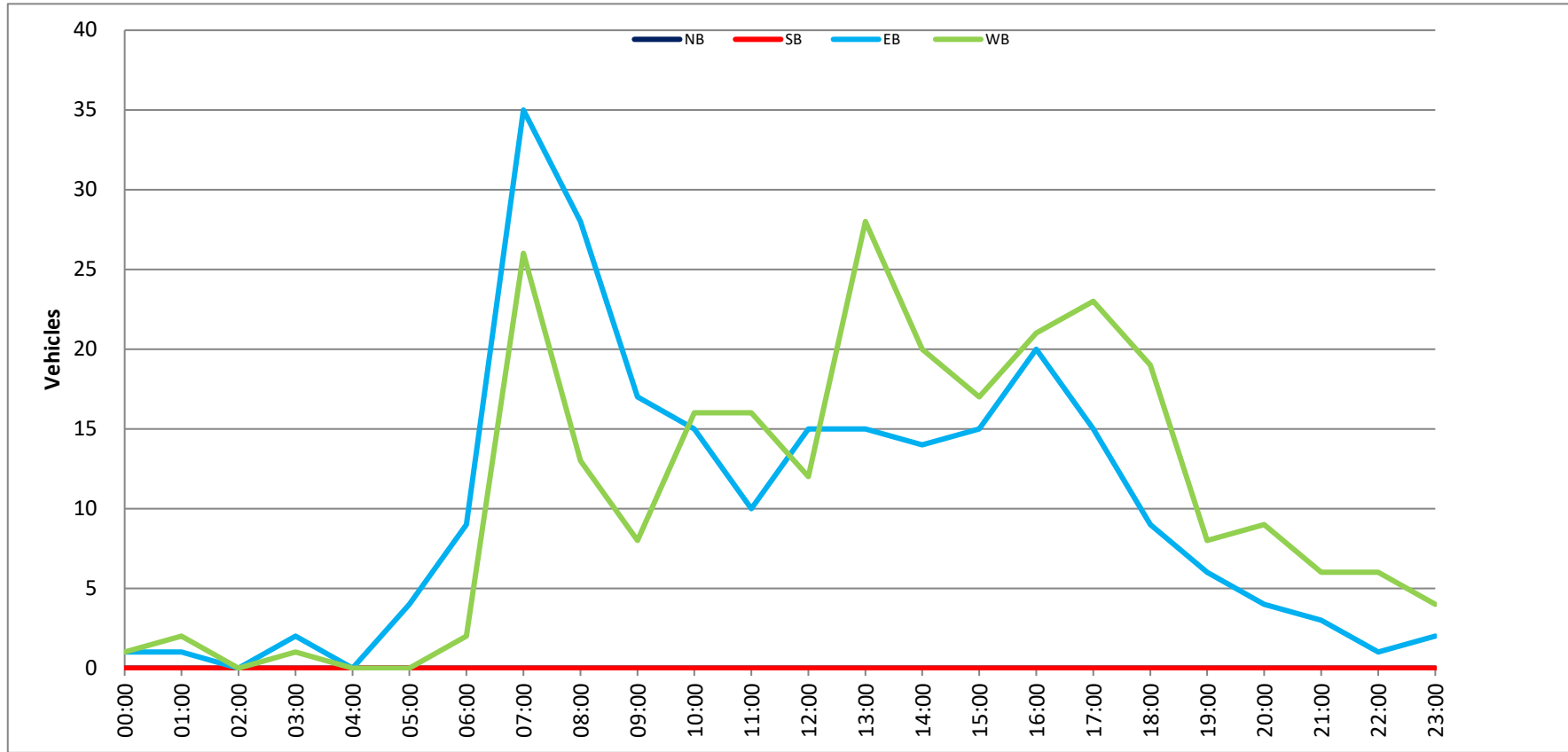
# VOLUME

SW 52nd St Bet. SW 118th Ave & SW 117th Ave

Day: Tuesday  
Date: 6/6/2023

City: Cooper City  
Project #: FL23\_140259\_008

DAILY TOTALS												Total	
				NB	SB					EB	WB		
				0	0					241	258	499	
AM Period	NB	SB	EB	WB	TOTAL	PMI Period	NB	SB	EB	WB	TOTAL		
00:00	0	0	0	0	0	12:00	0	0	3	3	6		
00:15	0	0	0	0	0	12:15	0	0	7	2	9		
00:30	0	0	0	0	0	12:30	0	0	2	4	6		
00:45	0	0	1	1	2	12:45	0	0	3	15	3	12	6
01:00	0	0	1	1	2	13:00	0	0	3	3	6		
01:15	0	0	0	1	1	13:15	0	0	4	5	9		
01:30	0	0	0	0	0	13:30	0	0	1	14	15		
01:45	0	0	0	1	2	13:45	0	0	7	15	6	28	13
02:00	0	0	0	0	0	14:00	0	0	6	11	17		
02:15	0	0	0	0	0	14:15	0	0	2	4	6		
02:30	0	0	0	0	0	14:30	0	0	3	3	6		
02:45	0	0	0	0	0	14:45	0	0	3	14	2	20	5
03:00	0	0	1	1	2	15:00	0	0	2	1	3		
03:15	0	0	0	0	0	15:15	0	0	6	6	12		
03:30	0	0	1	0	1	15:30	0	0	2	2	8		
03:45	0	0	0	0	0	15:45	0	0	5	15	4	17	9
04:00	0	0	0	0	0	16:00	0	0	3	4	7		
04:15	0	0	0	0	0	16:15	0	0	8	4	12		
04:30	0	0	0	0	0	16:30	0	0	6	4	10		
04:45	0	0	0	0	0	16:45	0	0	3	20	9	21	12
05:00	0	0	1	0	1	17:00	0	0	3	6	9		
05:15	0	0	0	0	0	17:15	0	0	3	4	7		
05:30	0	0	2	0	2	17:30	0	0	6	5	11		
05:45	0	0	1	4	4	17:45	0	0	3	15	8	23	11
06:00	0	0	1	2	3	18:00	0	0	5	8	13		
06:15	0	0	2	0	2	18:15	0	0	2	6	8		
06:30	0	0	3	0	3	18:30	0	0	2	2	2		
06:45	0	0	3	0	3	18:45	0	0	9	3	19		
07:00	0	0	8	1	9	19:00	0	0	3	1	4		
07:15	0	0	8	6	14	19:15	0	0	2	2	4		
07:30	0	0	10	5	15	19:30	0	0	1	1	2		
07:45	0	0	9	14	23	19:45	0	0	6	4	8		
08:00	0	0	9	5	14	20:00	0	0	2	2	4		
08:15	0	0	6	2	8	20:15	0	0	0	4	4		
08:30	0	0	5	4	9	20:30	0	0	2	2	4		
08:45	0	0	8	2	10	20:45	0	0	4	1	9		
09:00	0	0	4	3	7	21:00	0	0	1	3	4		
09:15	0	0	5	1	6	21:15	0	0	2	1	3		
09:30	0	0	6	1	7	21:30	0	0	0	1	1		
09:45	0	0	2	2	5	21:45	0	0	3	1	6		
10:00	0	0	3	5	8	22:00	0	0	1	4	5		
10:15	0	0	2	6	8	22:15	0	0	0	0	0		
10:30	0	0	8	2	10	22:30	0	0	0	1	1		
10:45	0	0	2	15	5	22:45	0	0	1	1	6		
11:00	0	0	2	3	5	23:00	0	0	0	0	0		
11:15	0	0	5	5	10	23:15	0	0	2	0	2		
11:30	0	0	1	3	4	23:30	0	0	0	0	0		
11:45	0	0	2	10	7	23:45	0	0	2	4	4		
TOTALS			122	85	207	TOTALS			119	173	292		
SPLIT %			58.9%	41.1%	41.5%	SPLIT %			40.8%	59.2%	58.5%		
DAILY TOTALS												Total	
				NB	SB					EB	WB	499	
				0	0					241	258	499	
AM Peak Hour	07:15	07:15	07:15			PMI Peak Hour	15:45	13:15			13:15		
AM Pk Volume	36	30	66			PMI Pk Volume	22	36			54		
Pk Hr Factor	0.900	0.536	0.717			Pk Hr Factor	0.688	0.643			0.794		
7 - 9 Volume	0	0	63	39	102	4 - 6 Volume	0	0	35	44	79		
7 - 9 Peak Hour	07:15	07:15	07:15			4 - 6 Peak Hour	16:00	16:45			16:15		
7 - 9 Pk Volume	0	0	36	30	66	4 - 6 Pk Volume	20	24			43		
Pk Hr Factor	0.900	0.536	0.717			Pk Hr Factor	0.625	0.667			0.896		



Time	< 15	15 - 19	20 - 24	25 - 29	30 - 34	35 - 39	40 - 44	45 - 49	50 - 54	55 - 59	60 - 64	65 - 69	70 +	Total
00:00 AM	0	0	0	0	0	0	0	0	0	0	0	0	0	0
00:15	0	0	0	0	0	0	0	0	0	0	0	0	0	0
00:30	0	0	0	0	0	0	0	0	0	0	0	0	0	0
00:45	0	0	0	0	0	0	0	0	0	0	0	0	0	0
01:00	0	0	0	0	0	0	0	0	0	0	0	0	0	0
01:15	0	0	0	0	0	0	0	0	0	0	0	0	0	0
01:30	0	0	0	0	0	0	0	0	0	0	0	0	0	0
01:45	0	0	0	0	0	0	0	0	0	0	0	0	0	0
02:00	0	0	0	0	0	0	0	0	0	0	0	0	0	0
02:15	0	0	0	0	0	0	0	0	0	0	0	0	0	0
02:30	0	0	0	0	0	0	0	0	0	0	0	0	0	0
02:45	0	0	0	0	0	0	0	0	0	0	0	0	0	0
03:00	0	0	0	0	0	0	0	0	0	0	0	0	0	0
03:15	0	0	0	0	0	0	0	0	0	0	0	0	0	0
03:30	0	0	0	0	0	0	0	0	0	0	0	0	0	0
03:45	0	0	0	0	0	0	0	0	0	0	0	0	0	0
04:00	0	0	0	0	0	0	0	0	0	0	0	0	0	0
04:15	0	0	0	0	0	0	0	0	0	0	0	0	0	0
04:30	0	0	0	0	0	0	0	0	0	0	0	0	0	0
04:45	0	0	0	1	0	0	0	0	0	0	0	0	0	1
05:00	0	0	0	0	0	0	0	0	0	0	0	0	0	0
05:15	0	0	0	0	0	0	0	0	0	0	0	0	0	0
05:30	0	0	1	1	0	0	0	0	0	0	0	0	0	2
05:45	0	0	0	1	0	0	0	0	0	0	0	0	0	1
06:00	0	0	0	1	0	0	0	0	0	0	0	0	0	1
06:15	0	0	0	0	0	0	0	0	0	0	0	0	0	0
06:30	0	0	0	0	0	1	0	0	0	0	0	0	0	1
06:45	2	0	1	2	0	0	0	0	0	0	0	0	0	5
07:00	0	0	2	4	1	0	0	0	0	0	0	0	0	7
07:15	1	0	2	2	1	0	0	0	0	0	0	0	0	6
07:30	0	0	3	3	3	0	0	0	0	0	0	0	0	9
07:45	0	2	7	9	0	1	0	0	0	0	0	0	0	12
08:00	0	1	4	3	0	1	0	0	0	0	0	0	0	9
08:15	0	1	2	0	1	0	0	0	0	0	0	0	0	4
08:30	0	1	2	2	0	0	0	0	0	0	0	0	0	5
08:45	0	2	1	1	0	0	0	0	0	0	0	0	0	4
09:00	0	1	2	1	0	0	0	0	0	0	0	0	0	4
09:15	2	1	2	1	0	0	0	0	0	0	0	0	0	6
09:30	0	1	2	6	1	0	0	0	0	0	0	0	0	10
09:45	0	1	2	0	0	0	0	0	0	0	0	0	0	3
10:00	0	1	1	0	1	0	0	0	0	0	0	0	0	3
10:15	0	0	0	1	0	0	0	0	0	0	0	0	0	1
10:30	1	0	7	0	0	0	0	0	0	0	0	0	0	8
10:45	1	0	2	0	0	0	0	0	0	0	0	0	0	3
11:00	1	2	2	0	0	0	0	0	0	0	0	0	0	5
11:15	0	1	2	1	2	0	0	0	0	0	0	0	0	6
11:30	0	1	1	0	0	0	0	0	0	0	0	0	0	2
11:45	0	1	0	0	0	0	0	0	0	0	0	0	0	1
12:00 PM	0	0	0	2	0	0	0	0	0	0	0	0	0	2
12:15	1	0	1	1	0	0	0	0	0	0	0	0	0	3
12:30	0	1	3	2	0	0	0	0	0	0	0	0	0	6
12:45	0	1	2	0	0	0	0	0	0	0	0	0	0	3
13:00	1	0	2	2	0	0	0	0	0	0	0	0	0	5
13:15	0	0	3	1	0	0	0	0	0	0	0	0	0	4
13:30	0	0	0	0	0	0	0	0	0	0	0	0	0	0
13:45	0	0	3	0	0	0	0	0	0	0	0	0	0	3
14:00	1	1	8	3	1	0	0	0	0	0	0	0	0	14
14:15	0	0	3	1	2	0	0	0	0	0	0	0	0	6
14:30	0	0	0	1	2	0	0	0	0	0	0	0	0	3
14:45	0	0	2	4	0	0	0	0	0	0	0	0	0	6
15:00	0	1	1	1	0	0	0	0	0	0	0	0	0	3
15:15	0	0	2	3	1	0	0	0	0	0	0	0	0	6
15:30	1	0	0	2	1	0	0	0	0	0	0	0	0	4
15:45	0	0	3	2	0	0	0	0	0	0	0	0	0	5
16:00	1	0	3	0	0	0	0	0	0	0	0	0	0	4
16:15	0	0	1	0	0	0	0	0	0	0	0	0	0	1
16:30	0	0	1	1	0	0	0	0	0	0	0	0	0	2
16:45	1	3	0	1	0	0	0	0	0	0	0	0	0	5
17:00	0	0	2	2	0	0	0	0	0	0	0	0	0	4
17:15	2	1	5	0	0	0	0	0	0	0	0	0	0	8
17:30	0	0	2	1	0	0	0	0	0	0	0	0	0	2
17:45	0	0	0	3	0	0	0	0	0	0	0	0	0	3
18:00	0	0	0	0	0	0	0	0	0	0	0	0	0	0
18:15	1	0	0	0	0	0	0	0	0	0	0	0	0	1
18:30	0	0	0	0	0	0	0	0	0	0	0	0	0	0
18:45	1	0	4	1	0	0	0	0	0	0	0	0	0	6
19:00	0	1	0	0	0	0	0	0	0	0	0	0	0	1
19:15	0	1	0	0	0	0	0	0	0	0	0	0	0	1
19:30	0	0	0	0	0	0	0	0	0	0	0	0	0	0
19:45	2	1	2	1	0	0	0	0	0	0	0	0	0	6
20:00	0	2	1	1	1	0	0	0	0	0	0	0	0	5
20:15	0	1	0	1	0	0	0	0	0	0	0	0	0	2
20:30	0	0	0	1	0	0	0	0	0	0	0	0	0	1
20:45	0	0	0	0	0	0	0	0	0	0	0	0	0	0
21:00	0	0	1	0	0	0	0	0	0	0	0	0	0	1
21:15	1	1	0	0	0	0	0	0	0	0	0	0	0	2
21:30	0	0	0	0	0	0	0	0	0	0	0	0	0	0
21:45	0	0	0	0	0	0	0	0	0	0	0	0	0	0
22:00	0	0	1	0	0	0	0	0	0	0	0	0	0	1
22:15	0	0	0	1	0	0	0	0	0	0	0	0	0	1
22:30	0	0	0	0	0	0	0	0	0	0	0	0	0	0
22:45	0	0	0	0	0	0	0	0	0	0	0	0	0	0
23:00	0	0	2	1	0	0	0	0	0	0	0	0	0	3
23:15	0	0	0	1	0	0	0	0	0	0	0	0	0	1
23:30	0	0	0	0	0	0	0	0	0	0	0	0	0	0
23:45	0	0	0	0	0	0	0	0	0	0	0	0	0	0
<b>Totals</b>	<b>21</b>	<b>32</b>	<b>106</b>	<b>77</b>	<b>20</b>	<b>1</b>	<b>0</b>	<b>0</b>	<b>0</b>	<b>0</b>	<b>0</b>	<b>0</b>	<b>0</b>	<b>257</b>
% of Totals	8%	12%	41%	30%	8%	0%	0%	0%	0%	0%	0%	0%	0%	100%

AM Peak Hour	Volume	% AM	PM Peak Hour	Volume	% PM
06:30 - 07:45	56	22%	16:30 - 18:45	146	57%

Directional Peak Periods	Volume	%
AM 7-9	26	10%
NOON 12-2	29	11%
PM 4-6	146	57%
Off Peak Volumes		

Street Name	Direction	Percentiles					
		15th	50th	Average	85th	95th	ADT
SW 52nd St	East Bound	18	24	23	29	32	257
SW 52nd St	West Bound	16	21	20	25	28	268

Time	< 15	15 - 19	20 - 24	25 - 29	30 - 34	35 - 39	40 - 44	45 - 49	50 - 54	55 - 59	60 - 64	65 - 69	70 +	Total
00:00 AM	0	0	0	0	0	0	0	0	0	0	0	0	0	0
00:15	0	0	0	0	0	0	0	0	0	0	0	0	0	0
00:30	0	0	0	0	0	0	0	0	0	0	0	0	0	0
00:45	0	0	0	0	0	0	0	0	0	0	0	0	0	0
01:00	0	0	0	0	0	0	0	0	0	0	0	0	0	0
01:15	0	0	0	0	0	0	0	0	0	0	0	0	0	0
01:30	0	0	0	0	0	0	0	0	0	0	0	0	0	0
01:45	0	0	0	0	0	0	0	0	0	0	0	0	0	0
02:00	0	0	0	0	0	0	0	0	0	0	0	0	0	0
02:15	0	0	0	0	0	0	0	0	0	0	0	0	0	0
02:30	0	0	0	0	0	0	0	0	0	0	0	0	0	0
02:45	0	0	0	0	0	0	0	0	0	0	0	0	0	0
03:00	0	0	0	0	0	0	0	0	0	0	0	0	0	0
03:15	0	0	1	0	0	0	0	0	0	0	0	0	0	1
03:30	0	0	0	0	0	0	0	0	0	0	0	0	0	0
03:45	0	0	0	0	0	0	0	0	0	0	0	0	0	0
04:00	0	0	0	0	0	0	0	0	0	0	0	0	0	0
04:15	0	0	1	0	0	0	0	0	0	0	0	0	0	1
04:30	0	0	0	0	0	0	0	0	0	0	0	0	0	0
04:45	0	0	0	0	0	0	0	0	0	0	0	0	0	0
05:00	0	0	0	0	0	0	0	0	0	0	0	0	0	0
05:15	0	0	0	0	0	0	0	0	0	0	0	0	0	0
05:30	0	0	0	1	0	0	0	0	0	0	0	0	0	1
05:45	0	0	0	0	0	0	0	0	0	0	0	0	0	0
06:00	0	0	2	0	0	0	0	0	0	0	0	0	0	2
06:15	0	0	0	0	0	0	0	0	0	0	0	0	0	0
06:30	0	0	0	0	0	0	0	0	0	0	0	0	0	0
06:45	0	0	1	0	0	0	0	0	0	0	0	0	0	1
07:00	0	1	3	0	0	0	0	0	0	0	0	0	0	4
07:15	0	2	3	0	0	0	0	0	0	0	0	0	0	5
07:30	1	6	4	2	0	0	0	0	0	0	0	0	0	13
07:45	0	4	4	1	0	0	0	0	0	0	0	0	0	9
08:00	0	4	3	0	0	0	0	0	0	0	0	0	0	7
08:15	1	3	1	0	0	0	0	0	0	0	0	0	0	5
08:30	0	2	2	0	0	0	0	0	0	0	0	0	0	4
08:45	0	1	3	0	0	0	0	0	0	0	0	0	0	4
09:00	0	0	0	0	0	0	0	0	0	0	0	0	0	0
09:15	0	1	3	1	0	0	0	0	0	0	0	0	0	5
09:30	0	4	0	0	0	0	0	0	0	0	0	0	0	4
09:45	0	0	1	1	0	0	0	0	0	0	0	0	0	2
10:00	1	0	2	0	0	0	0	0	0	0	0	0	0	3
10:15	0	0	1	0	0	0	0	0	0	0	0	0	0	1
10:30	0	4	3	0	0	0	0	0	0	0	0	0	0	7
10:45	0	1	2	0	0	0	0	0	0	0	0	0	0	4
11:00	0	0	2	0	0	0	0	0	0	0	0	0	0	2
11:15	0	0	5	0	0	0	0	0	0	0	0	0	0	5
11:30	0	0	0	2	0	0	0	0	0	0	0	0	0	2
11:45	0	1	3	0	0	0	0	0	0	0	0	0	0	4
12:00 PM	1	0	1	0	0	0	0	0	0	0	0	0	0	2
12:15	4	4	1	0	0	0	0	0	0	0	0	0	0	9
12:30	0	2	1	0	0	0	0	0	0	0	0	0	0	3
12:45	2	2	3	1	0	0	0	0	0	0	0	0	0	8
13:00	0	3	4	0	0	0	0	0	0	0	0	0	0	7
13:15	0	4	2	1	0	0	0	0	0	0	0	0	0	7
13:30	3	6	6	5	0	0	0	0	0	0	0	0	0	17
13:45	0	0	3	1	0	0	0	0	0	0	0	0	0	4
14:00	1	4	2	1	0	0	0	0	0	0	0	0	0	8
14:15	1	3	1	0	0	0	0	0	0	0	0	0	0	5
14:30	0	0	0	0	0	0	0	0	0	0	0	0	0	0
14:45	0	1	3	1	0	0	0	0	0	0	0	0	0	5
15:00	1	1	1	0	0	0	0	0	0	0	0	0	0	3
15:15	0	1	3	1	0	0	0	0	0	0	0	0	0	5
15:30	0	0	2	0	0	0	0	0	0	0	0	0	0	2
15:45	1	0	1	3	0	0	0	0	0	0	0	0	0	5
16:00	0	0	1	0	0	0	0	0	0	0	0	0	0	1
16:15	0	0	0	0	0	0	0	0	0	0	0	0	0	0
16:30	1	2	2	3	0	0	0	0	0	0	0	0	0	8
16:45	2	0	0	0	0	0	0	0	0	0	0	0	0	2
17:00	0	2	3	0	0	0	0	0	0	0	0	0	0	5
17:15	1	1	1	1	0	0	0	0	0	0	0	0	0	4
17:30	0	0	1	2	0	0	0	0	0	0	0	0	0	3
17:45	1	2	1	1	0	0	0	0	0	0	0	0	0	5
18:00	1	1	1	0	0	0	0	0	0	0	0	0	0	3
18:15	0	0	1	1	0	0	0	0	0	0	0	0	0	2
18:30	0	2	3	0	0	0	0	0	0	0	0	0	0	5
18:45	1	1	3	0	0	0	0	0	0	0	0	0	0	5
19:00	2	1	0	0	0	0	0	0	0	0	0	0	0	3
19:15	0	1	1	0	0	0	0	0	0	0	0	0	0	2
19:30	3	0	0	0	0	0	0	0	0	0	0	0	0	3
19:45	0	0	4	0	0	0	0	0	0	0	0	0	0	4
20:00	1	1	1	0	0	0	0	0	0	0	0	0	0	3
20:15	0	0	1	0	0	0	0	0	0	0	0	0	0	1
20:30	0	1	2	0	0	0	0	0	0	0	0	0	0	3
20:45	0	2	1	0	0	0	0	0	0	0	0	0	0	3
21:00	0	1	2	0	0	0	0	0	0	0	0	0	0	3
21:15	0	0	2	0	0	0	0	0	0	0	0	0	0	2
21:30	0	0	1	0	0	0	0	0	0	0	0	0	0	1
21:45	1	0	3	1	0	0	0	0	0	0	0	0	0	5
22:00	0	0	0	0	0	0	0	0	0	0	0	0	0	0
22:15	0	1	1	1	0	0	0	0	0	0	0	0	0	3
22:30	0	1	0	0	0	0	0	0	0	0	0	0	0	1
22:45	0	0	0	1	0	0	0	0	0	0	0	0	0	1
23:00	0	0	1	1	0	0	0	0	0	0	0	0	0	2
23:15	0	0	0	0	0	0	0	0	0	0	0	0	0	0
23:30	0	0	0	0	0	0	0	0	0	0	0	0	0	0
23:45	0	1	0	1	0	0	0	0	0	0	0	0	0	2
Totals	31	86	120	31										268
% of Totals	12%	32%	45%	12%										100%

AM Peak Hour	Volume	%	NOON 12-2	Volume	%	PM 4-6	Volume	%	Off Peak Volumes	Volume	%
AM Peak Hour	11:30	07:30	07:00						07:35		
Volume	5	17	14	1					34		
PM Peak Hour	12:00	12:45	12:45	15:45					12:45		
Volume	7	15	6	7					39		
Directional Peak Periods	AM 7-9			NOON 12-2		PM 4-6		Off Peak Volumes			
All Classes	Volume	%	Volume	%	Volume	%	Volume	%			
	51	19%	57	21%	30	11%	130	49%			

Street Name	Direction	15th	50th	Average	85th	95th	ADT
SW 52nd St	East Bound	18	24	23	29	32	257
SW 52nd St	West Bound	16	21	20	25	28	268

Summary

Time	< 15	15 - 19	20 - 24	25 - 29	30 - 34	35 - 39	40 - 44	45 - 49	50 - 54	55 - 59	60 - 64	65 - 69	70 +	Total
00:00 AM	0	0	0	0	0	0	0	0	0	0	0	0	0	0
00:15	0	0	0	0	0	0	0	0	0	0	0	0	0	0
00:30	0	0	0	0	0	0	0	0	0	0	0	0	0	0
00:45	0	0	0	0	0	0	0	0	0	0	0	0	0	0
01:00	0	0	0	0	0	0	0	0	0	0	0	0	0	0
01:15	0	0	0	0	0	0	0	0	0	0	0	0	0	0
01:30	0	0	0	0	0	0	0	0	0	0	0	0	0	0
01:45	0	0	0	0	0	0	0	0	0	0	0	0	0	0
02:00	0	0	0	0	0	0	0	0	0	0	0	0	0	0
02:15	0	0	0	0	0	0	0	0	0	0	0	0	0	0
02:30	0	0	0	0	0	0	0	0	0	0	0	0	0	0
02:45	0	0	0	0	0	0	0	0	0	0	0	0	0	0
03:00	0	0	0	0	0	0	0	0	0	0	0	0	0	0
03:15	0	0	1	0	0	0	0	0	0	0	0	0	0	1
03:30	0	0	0	0	0	0	0	0	0	0	0	0	0	0
03:45	0	0	0	0	0	0	0	0	0	0	0	0	0	0
04:00	0	0	0	0	0	0	0	0	0	0	0	0	0	0
04:15	0	0	1	0	0	0	0	0	0	0	0	0	0	1
04:30	0	0	0	0	0	0	0	0	0	0	0	0	0	0
04:45	0	0	1	0	0	0	0	0	0	0	0	0	0	1
05:00	0	0	0	0	0	0	0	0	0	0	0	0	0	0
05:15	0	0	0	0	0	0	0	0	0	0	0	0	0	0
05:30	0	0	1	2	0	0	0	0	0	0	0	0	0	3
05:45	0	0	0	1	0	0	0	0	0	0	0	0	0	1
06:00	0	0	2	1	0	0	0	0	0	0	0	0	0	3
06:15	0	0	0	0	0	0	0	0	0	0	0	0	0	0
06:30	0	0	0	0	1	0	0	0	0	0	0	0	0	1
06:45	2	0	2	2	0	0	0	0	0	0	0	0	0	6
07:00	0	1	5	4	1	0	0	0	0	0	0	0	0	11
07:15	1	2	5	2	1	0	0	0	0	0	0	0	0	11
07:30	1	6	7	5	3	0	0	0	0	0	0	0	0	22
07:45	0	6	11	4	0	0	0	0	0	0	0	0	0	21
08:00	0	5	7	3	0	1	0	0	0	0	0	0	0	16
08:15	1	4	3	0	1	0	0	0	0	0	0	0	0	9
08:30	0	3	4	2	0	0	0	0	0	0	0	0	0	9
08:45	0	3	4	1	0	0	0	0	0	0	0	0	0	8
09:00	0	1	2	1	0	0	0	0	0	0	0	0	0	4
09:15	2	2	3	1	0	0	0	0	0	0	0	0	0	8
09:30	0	5	2	6	1	0	0	0	0	0	0	0	0	14
09:45	0	1	3	1	0	0	0	0	0	0	0	0	0	5
10:00	1	1	3	0	1	0	0	0	0	0	0	0	0	6
10:15	0	0	1	1	0	0	0	0	0	0	0	0	0	2
10:30	1	4	10	0	0	0	0	0	0	0	0	0	0	15
10:45	1	1	4	0	0	0	0	0	0	0	0	0	0	9
11:00	1	2	4	0	0	0	0	0	0	0	0	0	0	7
11:15	0	1	7	1	2	0	0	0	0	0	0	0	0	11
11:30	0	1	1	2	0	0	0	0	0	0	0	0	0	4
11:45	0	2	3	0	0	0	0	0	0	0	0	0	0	5
12:00 PM	1	0	1	0	0	0	0	0	0	0	0	0	0	4
12:15	5	4	2	1	0	0	0	0	0	0	0	0	0	12
12:30	0	3	4	2	0	0	0	0	0	0	0	0	0	9
12:45	2	3	5	1	0	0	0	0	0	0	0	0	0	11
13:00	1	3	6	2	0	0	0	0	0	0	0	0	0	12
13:15	0	4	5	2	0	0	0	0	0	0	0	0	0	11
13:30	3	6	6	2	0	0	0	0	0	0	0	0	0	17
13:45	0	0	6	1	0	0	0	0	0	0	0	0	0	7
14:00	2	5	10	4	1	0	0	0	0	0	0	0	0	22
14:15	1	3	4	1	2	0	0	0	0	0	0	0	0	11
14:30	0	0	0	1	2	0	0	0	0	0	0	0	0	3
14:45	0	1	5	5	0	0	0	0	0	0	0	0	0	11
15:00	1	2	2	1	0	0	0	0	0	0	0	0	0	6
15:15	0	1	5	4	1	0	0	0	0	0	0	0	0	11
15:30	1	0	2	2	1	0	0	0	0	0	0	0	0	6
15:45	1	0	4	5	0	0	0	0	0	0	0	0	0	10
16:00	1	0	4	0	0	0	0	0	0	0	0	0	0	5
16:15	0	0	3	0	0	0	0	0	0	0	0	0	0	3
16:30	1	2	3	4	0	0	0	0	0	0	0	0	0	10
16:45	3	3	0	1	0	0	0	0	0	0	0	0	0	7
17:00	0	2	5	2	0	0	0	0	0	0	0	0	0	9
17:15	3	2	6	1	0	0	0	0	0	0	0	0	0	12
17:30	0	0	2	3	0	0	0	0	0	0	0	0	0	5
17:45	1	2	3	4	0	0	0	0	0	0	0	0	0	8
18:00	1	1	1	0	0	0	0	0	0	0	0	0	0	3
18:15	1	0	1	1	0	0	0	0	0	0	0	0	0	3
18:30	0	2	3	0	0	0	0	0	0	0	0	0	0	5
18:45	2	1	7	1	0	0	0	0	0	0	0	0	0	11
19:00	2	2	0	0	1	0	0	0	0	0	0	0	0	5
19:15	0	0	1	0	0	0	0	0	0	0	0	0	0	3
19:30	3	0	0	0	0	0	0	0	0	0	0	0	0	3
19:45	2	1	6	1	0	0	0	0	0	0	0	0	0	10
20:00	1	3	2	1	1	0	0	0	0	0	0	0	0	8
20:15	0	1	1	0	1	0	0	0	0	0	0	0	0	3
20:30	0	1	2	1	0	0	0	0	0	0	0	0	0	4
20:45	0	2	1	0	0	0	0	0	0	0	0	0	0	3
21:00	0	1	3	0	0	0	0	0	0	0	0	0	0	4
21:15	1	1	2	0	0	0	0	0	0	0	0	0	0	4
21:30	0	0	1	0	0	0	0	0	0	0	0	0	0	1
21:45	1	0	1	0	0	0	0	0	0	0	0	0	0	2
22:00	0	0	1	0	0	0	0	0	0	0	0	0	0	1
22:15	0	1	1	2	0	0	0	0	0	0	0	0	0	4
22:30	0	1	0	0	0	0	0	0	0	0	0	0	0	1
22:45	0	0	0	1	0	0	0	0	0	0	0	0	0	1
23:00	0	0	3	2	0	0	0	0	0	0	0	0	0	5
23:15	0	0	0	1	0	0	0	0	0	0	0	0	0	1
23:30	0	0	0	0	0	0	0	0	0	0	0	0	0	0
23:45	0	1	0	1	0	0	0	0	0	0	0	0	0	2
Totals	52	118	226	108	20	1								525
% of Totals	10%	22%	43%	21%	4%	0%								100%

AM Volumes	11	53	98	44	11	1	0	0	0	0	0	0	0	230
% AM	2%	10%	19%	8%	2%	0%								41%
AM Peak Hour	11:30	07:30	07:15	07:00	06:45	07:15								07:35
Volume	6	21	30	15	5	1								73
PM Volumes	41	67	123	64	9	0	0	0	0	0	0	0	0	309
% PM	8%	13%	24%	12%	2%									59%
PM Peak Hour	12:00	12:45	13:15	14:45	13:45									13:45
Volume	8	16	27	12	5									57
Directional Peak Periods		AM 7-9				NOON 12-2				PM 4-6		Off Peak Volumes		
All Classes	Volume	%	Volume	%	Volume	%	Volume	%	Volume	%	Volume	%		
	107	← → 20%	83	← → 16%	59	← → 11%	276	← → 53%						

Street Name	Direction	15th	50th	Average	85th	95th	ADT
SW 52nd St	Summary	16	22	22	27	30	525

**SPEED**

SW 52nd St Bet. SW 118th Ave &amp; SW 117th Ave

Day: Wednesday

Date: 6/7/2023

City: Cooper City

Project #: FL23\_140259\_008e

**East Bound**

Time	< 15	15 - 19	20 - 24	25 - 29	30 - 34	35 - 39	40 - 44	45 - 49	50 - 54	55 - 59	60 - 64	65 - 69	70 +	Total
00:00 AM	0	0	0	1	0	0	0	0	0	0	0	0	0	1
01:00	0	0	0	0	0	0	0	0	0	0	0	0	0	0
02:00	0	0	0	0	0	0	0	0	0	0	0	0	0	0
03:00	0	0	0	0	0	0	0	0	0	0	0	0	0	0
04:00	0	0	1	0	0	0	0	0	0	0	0	0	0	1
05:00	0	0	1	2	0	0	0	0	0	0	0	0	0	3
06:00	2	0	1	3	1	0	0	0	0	0	0	0	0	7
07:00	1	2	14	12	5	0	0	0	0	0	0	0	0	34
08:00	0	5	9	6	1	1	0	0	0	0	0	0	0	22
09:00	2	4	8	8	1	0	0	0	0	0	0	0	0	23
10:00	2	1	10	3	1	0	0	0	0	0	0	0	0	17
11:00	1	5	5	1	2	0	0	0	0	0	0	0	0	14
12:00 PM	1	2	6	5	0	0	0	0	0	0	0	0	0	14
13:00	1	0	8	3	0	0	0	0	0	0	0	0	0	12
14:00	1	1	13	9	5	0	0	0	0	0	0	0	0	29
15:00	1	1	6	8	2	0	0	0	0	0	0	0	0	18
16:00	2	3	5	2	0	0	0	0	0	0	0	0	0	12
17:00	2	1	8	6	0	0	0	0	0	0	0	0	0	17
18:00	2	0	4	1	0	0	0	0	0	0	0	0	0	7
19:00	2	3	2	2	0	0	0	0	0	0	0	0	0	9
20:00	0	3	1	2	2	0	0	0	0	0	0	0	0	8
21:00	1	1	1	0	0	0	0	0	0	0	0	0	0	3
22:00	0	0	1	1	0	0	0	0	0	0	0	0	0	2
23:00	0	0	2	2	0	0	0	0	0	0	0	0	0	4
<b>Totals</b>	<b>21</b>	<b>32</b>	<b>106</b>	<b>77</b>	<b>20</b>	<b>1</b>								<b>257</b>
<b>% of Totals</b>	<b>8%</b>	<b>12%</b>	<b>41%</b>	<b>30%</b>	<b>8%</b>	<b>0%</b>								<b>100%</b>

<b>AM Volumes</b>	8	17	49	36	11	1	0	0	0	0	0	0	0	122
<b>% AM</b>	3%	7%	19%	14%	4%	0%								47%
<b>AM Peak Hour</b>	06:00	08:00	07:00	07:00	07:00	08:00								07:00
<b>Volume</b>	2	5	14	12	5	1								34
<b>PM Volumes</b>	13	15	57	41	9	0	0	0	0	0	0	0	0	135
<b>% PM</b>	5%	6%	22%	16%	4%									53%
<b>PM Peak Hour</b>	16:00	16:00	14:00	14:00	14:00									14:00
<b>Volume</b>	2	3	13	9	5									29
<b>Directional Peak Periods All Speeds</b>			<b>AM 7-9</b>			<b>NOON 12-2</b>			<b>PM 4-6</b>			<b>Off Peak Volumes</b>		
			Volume		%	Volume		%	Volume		%	Volume		%
			56	↔	22%	26	↔	10%	29	↔	11%	146	↔	57%

Street Name	Direction	Percentiles					
		15th	50th	Average	85th	95th	ADT
SW 52nd St	East Bound	18	24	23	29	32	257
SW 52nd St	West Bound	16	21	20	25	28	268



**SPEED**

SW 52nd St Bet. SW 118th Ave &amp; SW 117th Ave

Day: Wednesday

Date: 6/7/2023

City: Cooper City

Project #: FL23\_140259\_008w

**West Bound**

Time	< 15	15 - 19	20 - 24	25 - 29	30 - 34	35 - 39	40 - 44	45 - 49	50 - 54	55 - 59	60 - 64	65 - 69	70 +	Total
00:00 AM	0	0	0	0	0	0	0	0	0	0	0	0	0	0
01:00	0	0	1	0	0	0	0	0	0	0	0	0	0	1
02:00	0	0	0	0	0	0	0	0	0	0	0	0	0	0
03:00	0	0	1	0	0	0	0	0	0	0	0	0	0	1
04:00	0	0	1	0	0	0	0	0	0	0	0	0	0	1
05:00	0	0	0	1	0	0	0	0	0	0	0	0	0	1
06:00	0	0	3	0	0	0	0	0	0	0	0	0	0	3
07:00	1	13	14	3	0	0	0	0	0	0	0	0	0	31
08:00	1	10	9	0	0	0	0	0	0	0	0	0	0	20
09:00	0	5	2	1	0	0	0	0	0	0	0	0	0	8
10:00	1	5	8	1	0	0	0	0	0	0	0	0	0	15
11:00	0	1	10	2	0	0	0	0	0	0	0	0	0	13
12:00 PM	7	8	6	1	0	0	0	0	0	0	0	0	0	22
13:00	3	13	15	4	0	0	0	0	0	0	0	0	0	35
14:00	2	8	6	2	0	0	0	0	0	0	0	0	0	18
15:00	2	2	7	4	0	0	0	0	0	0	0	0	0	15
16:00	3	2	5	3	0	0	0	0	0	0	0	0	0	13
17:00	2	5	6	4	0	0	0	0	0	0	0	0	0	17
18:00	2	4	8	1	0	0	0	0	0	0	0	0	0	15
19:00	5	2	5	0	0	0	0	0	0	0	0	0	0	12
20:00	1	4	5	0	0	0	0	0	0	0	0	0	0	10
21:00	1	1	6	0	0	0	0	0	0	0	0	0	0	8
22:00	0	2	1	2	0	0	0	0	0	0	0	0	0	5
23:00	0	1	1	2	0	0	0	0	0	0	0	0	0	4
<b>Totals</b>	<b>31</b>	<b>86</b>	<b>120</b>	<b>31</b>										<b>268</b>
<b>% of Totals</b>	<b>12%</b>	<b>32%</b>	<b>45%</b>	<b>12%</b>										<b>100%</b>

<b>AM Volumes</b>	3	34	49	8	0	0	0	0	0	0	0	0	0	94
<b>% AM</b>	1%	13%	18%	3%										35%
<b>AM Peak Hour</b>	07:00	07:00	07:00	07:00										07:00
<b>Volume</b>	1	13	14	3										31
<b>PM Volumes</b>	28	52	71	23	0	0	0	0	0	0	0	0	0	174
<b>% PM</b>	10%	19%	26%	9%										65%
<b>PM Peak Hour</b>	12:00	13:00	13:00	13:00										13:00
<b>Volume</b>	7	13	15	4										35
<b>Directional Peak Periods All Speeds</b>	<b>AM 7-9</b>		<b>NOON 12-2</b>		<b>PM 4-6</b>		<b>Off Peak Volumes</b>							
	Volume		%	Volume	%	Volume	%	Volume	%	Volume	%			
	51	↔	19%	57	↔	21%	30	↔	11%	130	↔	49%		

Street Name	Direction	Percentiles					ADT
		15th	50th	Average	85th	95th	
SW 52nd St	East Bound	18	24	23	29	32	257
SW 52nd St	West Bound	16	21	20	25	28	268

# SPEED

SW 52nd St Bet. SW 118th Ave & SW 117th Ave

Day: Wednesday

Date: 6/7/2023

City: Cooper City

Project #: FL23\_140259\_008

## Summary

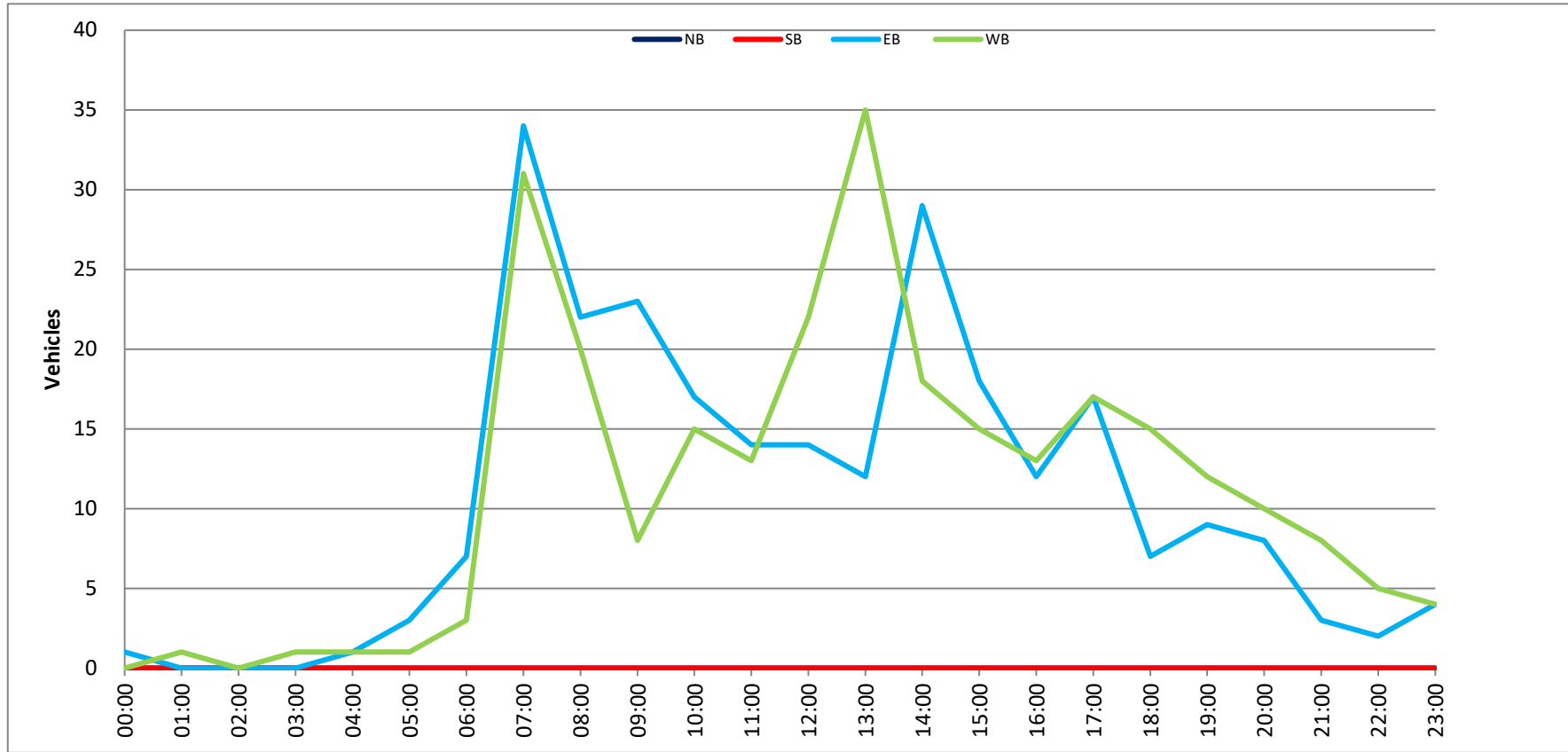
Time	< 15	15 - 19	20 - 24	25 - 29	30 - 34	35 - 39	40 - 44	45 - 49	50 - 54	55 - 59	60 - 64	65 - 69	70 +	Total
00:00 AM	0	0	0	1	0	0	0	0	0	0	0	0	0	1
01:00	0	0	1	0	0	0	0	0	0	0	0	0	0	1
02:00	0	0	0	0	0	0	0	0	0	0	0	0	0	0
03:00	0	0	1	0	0	0	0	0	0	0	0	0	0	1
04:00	0	0	2	0	0	0	0	0	0	0	0	0	0	2
05:00	0	0	1	3	0	0	0	0	0	0	0	0	0	4
06:00	2	0	4	3	1	0	0	0	0	0	0	0	0	10
07:00	2	15	28	15	5	0	0	0	0	0	0	0	0	65
08:00	1	15	18	6	1	1	0	0	0	0	0	0	0	42
09:00	2	9	10	9	1	0	0	0	0	0	0	0	0	31
10:00	3	6	18	4	1	0	0	0	0	0	0	0	0	32
11:00	1	6	15	3	2	0	0	0	0	0	0	0	0	27
12:00 PM	8	10	12	6	0	0	0	0	0	0	0	0	0	36
13:00	4	13	23	7	0	0	0	0	0	0	0	0	0	47
14:00	3	9	19	11	5	0	0	0	0	0	0	0	0	47
15:00	3	3	13	12	2	0	0	0	0	0	0	0	0	33
16:00	5	5	10	5	0	0	0	0	0	0	0	0	0	25
17:00	4	6	14	10	0	0	0	0	0	0	0	0	0	34
18:00	4	4	12	2	0	0	0	0	0	0	0	0	0	22
19:00	7	5	7	2	0	0	0	0	0	0	0	0	0	21
20:00	1	7	6	2	2	0	0	0	0	0	0	0	0	18
21:00	2	2	7	0	0	0	0	0	0	0	0	0	0	11
22:00	0	2	2	3	0	0	0	0	0	0	0	0	0	7
23:00	0	1	3	4	0	0	0	0	0	0	0	0	0	8
<b>Totals</b>	<b>52</b>	<b>118</b>	<b>226</b>	<b>108</b>	<b>20</b>	<b>1</b>								<b>525</b>
<b>% of Totals</b>	<b>10%</b>	<b>22%</b>	<b>43%</b>	<b>21%</b>	<b>4%</b>	<b>0%</b>								<b>100%</b>

<b>AM Volumes</b>	11	51	98	44	11	1	0	0	0	0	0	0	0	216
<b>% AM</b>	2%	10%	19%	8%	2%	0%								41%
<b>AM Peak Hour</b>	10:00	07:00	07:00	07:00	07:00	08:00								07:00
<b>Volume</b>	3	15	28	15	5	1								65
<b>PM Volumes</b>	41	67	128	64	9	0	0	0	0	0	0	0	0	309
<b>% PM</b>	8%	13%	24%	12%	2%									59%
<b>PM Peak Hour</b>	12:00	13:00	13:00	15:00	14:00									13:00
<b>Volume</b>	8	13	23	12	5									47

Directional Peak Periods All Speeds	AM 7-9		NOON 12-2		PM 4-6		Off Peak Volumes	
	Volume	%	Volume	%	Volume	%	Volume	%
	107	↔ 20%	83	↔ 16%	59	↔ 11%	276	↔ 53%

Street Name	Direction	Percentiles					ADT
		15th	50th	Average	85th	95th	
SW 52nd St	Summary	16	22	22	27	30	525







Time	< 15	15 - 19	20 - 24	25 - 29	30 - 34	35 - 39	40 - 44	45 - 49	50 - 54	55 - 59	60 - 64	65 - 69	70 +	Total
00:00 AM	0	0	0	0	0	0	0	0	0	0	0	0	0	0
00:15	0	0	0	0	0	0	0	0	0	0	0	0	0	0
00:30	0	0	0	0	0	0	0	0	0	0	0	0	0	0
00:45	0	0	0	0	0	0	0	0	0	0	0	0	0	0
01:00	0	0	0	0	0	0	0	0	0	0	0	0	0	0
01:15	0	0	0	0	0	0	0	0	0	0	0	0	0	0
01:30	0	0	0	0	0	0	0	0	0	0	0	0	0	0
01:45	0	0	0	0	0	0	0	0	0	0	0	0	0	0
02:00	0	0	0	0	0	0	0	0	0	0	0	0	0	0
02:15	0	0	0	0	0	0	0	0	0	0	0	0	0	0
02:30	0	0	0	0	0	0	0	0	0	0	0	0	0	0
02:45	0	0	0	0	0	0	0	0	0	0	0	0	0	0
03:00	0	0	0	0	0	0	0	0	0	0	0	0	0	0
03:15	0	0	0	0	0	0	0	0	0	0	0	0	0	0
03:30	0	0	1	0	0	0	0	0	0	0	0	0	0	1
03:45	0	0	0	0	0	0	0	0	0	0	0	0	0	0
04:00	0	0	0	0	0	0	0	0	0	0	0	0	0	0
04:15	0	0	0	0	0	0	0	0	0	0	0	0	0	0
04:30	0	0	0	0	0	0	0	0	0	0	0	0	0	0
04:45	0	0	0	0	0	0	0	0	0	0	0	0	0	0
05:00	0	0	0	0	0	0	0	0	0	0	0	0	0	0
05:15	0	0	3	1	0	0	0	0	0	0	0	0	0	4
05:30	0	0	1	0	0	0	0	0	0	0	0	0	0	1
05:45	0	0	1	0	0	0	0	0	0	0	0	0	0	1
06:00	0	0	0	0	0	0	0	0	0	0	0	0	0	0
06:15	0	0	0	0	0	0	0	0	0	0	0	0	0	0
06:30	0	0	0	0	0	0	0	0	0	0	0	0	0	0
06:45	0	0	1	0	0	0	0	0	0	0	0	0	0	1
07:00	0	1	0	0	0	0	0	0	0	0	0	0	0	1
07:15	0	0	6	0	0	0	0	0	0	0	0	0	0	6
07:30	1	2	7	1	0	0	0	0	0	0	0	0	0	11
07:45	0	0	11	2	0	0	0	0	0	0	0	0	0	13
08:00	0	1	5	0	0	0	0	0	0	0	0	0	0	6
08:15	0	1	1	0	0	0	0	0	0	0	0	0	0	2
08:30	1	0	0	0	0	0	0	0	0	0	0	0	0	1
08:45	0	0	2	2	0	0	0	0	0	0	0	0	0	4
09:00	0	0	2	0	0	0	0	0	0	0	0	0	0	2
09:15	0	0	3	1	0	0	0	0	0	0	0	0	0	3
09:30	1	0	1	0	0	0	0	0	0	0	0	0	0	2
09:45	0	1	3	1	0	0	0	0	0	0	0	0	0	5
10:00	0	0	0	1	0	0	0	0	0	0	0	0	0	1
10:15	0	1	3	0	0	0	0	0	0	0	0	0	0	4
10:30	0	0	1	0	0	0	0	0	0	0	0	0	0	1
10:45	0	0	1	0	0	0	0	0	0	0	0	0	0	1
11:00	0	2	3	3	1	0	0	0	0	0	0	0	0	9
11:15	0	0	3	0	0	0	0	0	0	0	0	0	0	3
11:30	0	1	2	0	0	0	0	0	0	0	0	0	0	3
11:45	0	1	1	0	0	0	0	0	0	0	0	0	0	2
12:00 PM	0	0	2	0	0	0	0	0	0	0	0	0	0	2
12:15	0	1	5	0	0	0	0	0	0	0	0	0	0	6
12:30	1	1	3	0	0	0	0	0	0	0	0	0	0	5
12:45	0	2	2	0	0	0	0	0	0	0	0	0	0	4
13:00	1	0	0	0	0	0	0	0	0	0	0	0	0	1
13:15	0	0	2	0	0	0	0	0	0	0	0	0	0	2
13:30	0	6	4	1	0	0	0	0	0	0	0	0	0	11
13:45	1	2	5	1	0	0	0	0	0	0	0	0	0	9
14:00	0	4	6	0	0	0	0	0	0	0	0	0	0	10
14:15	2	1	3	0	0	0	0	0	0	0	0	0	0	6
14:30	0	0	3	0	0	0	0	0	0	0	0	0	0	3
14:45	1	1	5	1	0	0	0	0	0	0	0	0	0	8
15:00	2	0	0	0	0	0	0	0	0	0	0	0	0	4
15:15	0	0	0	0	0	0	0	0	0	0	0	0	0	0
15:30	0	2	1	0	0	0	0	0	0	0	0	0	0	3
15:45	0	0	4	0	1	0	0	0	0	0	0	0	0	5
16:00	0	1	2	0	1	0	0	0	0	0	0	0	0	4
16:15	0	0	0	0	6	1	0	0	0	0	0	0	0	7
16:30	1	1	0	2	3	0	0	0	0	0	0	0	0	7
16:45	0	1	2	2	0	0	0	0	0	0	0	0	0	5
17:00	1	0	2	3	0	0	0	0	0	0	0	0	0	6
17:15	0	1	3	3	0	0	0	0	0	0	0	0	0	7
17:30	0	0	2	0	0	0	0	0	0	0	0	0	0	2
17:45	0	1	3	3	2	0	0	0	0	0	0	0	0	6
18:00	1	2	4	0	0	0	0	0	0	0	0	0	0	7
18:15	0	3	1	0	0	0	0	0	0	0	0	0	0	4
18:30	2	0	3	1	0	0	0	0	0	0	0	0	0	6
18:45	0	0	0	1	0	0	0	0	0	0	0	0	0	1
19:00	1	2	3	0	0	0	0	0	0	0	0	0	0	6
19:15	0	0	0	0	0	0	0	0	0	0	0	0	0	0
19:30	0	2	0	0	0	0	0	0	0	0	0	0	0	2
19:45	2	5	1	0	0	0	0	0	0	0	0	0	0	8
20:00	0	1	0	0	0	0	0	0	0	0	0	0	0	1
20:15	0	2	1	0	0	0	0	0	0	0	0	0	0	3
20:30	1	1	3	1	0	0	0	0	0	0	0	0	0	6
20:45	0	0	0	0	0	0	0	0	0	0	0	0	0	0
21:00	0	0	1	0	0	0	0	0	0	0	0	0	0	1
21:15	0	0	0	0	0	0	0	0	0	0	0	0	0	0
21:30	0	1	0	0	0	0	0	0	0	0	0	0	0	1
21:45	1	1	3	1	0	0	0	0	0	0	0	0	0	6
22:00	0	0	0	0	0	0	0	0	0	0	0	0	0	0
22:15	0	1	0	0	0	0	0	0	0	0	0	0	0	1
22:30	0	0	3	0	0	0	0	0	0	0	0	0	0	3
22:45	0	1	1	1	0	0	0	0	0	0	0	0	0	3
23:00	0	0	0	0	0	0	0	0	0	0	0	0	0	0
23:15	0	1	0	0	0	0	0	0	0	0	0	0	0	1
23:30	0	0	0	0	0	0	0	0	0	0	0	0	0	0
23:45	0	0	0	0	0	0	0	0	0	0	0	0	0	0
Totals	21	60	146	33	3									263
% of Totals	8%	23%	56%	13%	1%									100%

AM Volumes	3	11	57	13	1	0	0	0	0	0	0	0	0	83
% AM	1%	4%	22%	5%	0%									32%
AM Peak Hour	06:45	07:30	07:15	08:45	10:15									07:15
Volume	1	4	29	1	1									31
PM Volumes	18	49	89	20	1	0	0	0	0	0	0	0	0	179
% PM	7%	19%	34%	8%	1%									68%
PM Peak Hour	14:15	13:30	13:30	16:30	15:45									13:30
Volume	5	11	18	11	2									36
Directional Peak Periods	AM 7-9			NOON 12-2			PM 4-6			Off Peak Volumes				
All Classes	Volume	%	Volume	%	Volume	%	Volume	%	Volume	%	Volume	%		
	44	17%	40	15%	44	17%	135	51%						

Street Name	Direction	Percentiles					
		15th	50th	Average	85th	95th	ADT
SW 52nd St	East Bound	18	24	24	30	33	261
SW 52nd St	West Bound	17	22	21	25	28	263

Summary

Time	< 15	15 - 19	20 - 24	25 - 29	30 - 34	35 - 39	40 - 44	45 - 49	50 - 54	55 - 59	60 - 64	65 - 69	70 +	Total
00:00 AM	0	0	0	0	0	0	0	0	0	0	0	0	0	0
00:15	0	0	0	0	0	0	0	0	0	0	0	0	0	0
00:30	0	0	0	1	0	0	0	0	0	0	0	0	0	1
00:45	0	0	0	0	0	0	0	0	0	0	0	0	0	0
01:00	0	0	0	0	0	0	0	0	0	0	0	0	0	0
01:15	0	0	0	0	0	0	0	0	0	0	0	0	0	0
01:30	0	0	0	0	0	0	0	0	0	0	0	0	0	0
01:45	0	0	0	0	0	0	0	0	0	0	0	0	0	0
02:00	0	0	0	0	0	0	0	0	0	0	0	0	0	0
02:15	0	0	0	0	0	0	0	0	0	0	0	0	0	0
02:30	0	0	0	0	0	0	0	0	0	0	0	0	0	0
02:45	0	0	0	0	0	0	0	0	0	0	0	0	0	0
03:00	0	0	0	0	0	0	0	0	0	0	0	0	0	0
03:15	0	0	0	0	0	0	0	0	0	0	0	0	0	0
03:30	0	0	2	0	0	0	0	0	0	0	0	0	0	2
03:45	0	0	0	0	0	0	0	0	0	0	0	0	0	0
04:00	0	0	0	0	0	0	0	0	0	0	0	0	0	0
04:15	0	0	0	0	0	0	0	0	0	0	0	0	0	0
04:30	0	0	1	0	0	0	0	0	0	0	0	0	0	1
04:45	0	0	0	0	0	0	0	0	0	0	0	0	0	0
05:00	0	0	0	0	0	0	0	0	0	0	0	0	0	0
05:15	0	0	3	1	0	0	0	0	0	0	0	0	0	4
05:30	0	0	1	1	0	0	0	0	0	0	0	0	0	2
05:45	0	0	3	0	1	0	0	0	0	0	0	0	0	4
06:00	0	0	0	0	0	0	0	0	0	0	0	0	0	0
06:15	0	0	0	2	0	0	0	0	0	0	0	0	0	2
06:30	0	0	0	0	0	0	1	0	0	0	0	0	0	1
06:45	0	0	1	0	1	0	0	0	0	0	0	0	0	2
07:00	1	1	4	3	0	0	0	0	0	0	0	0	0	9
07:15	1	1	9	1	2	0	0	0	0	0	0	0	0	14
07:30	1	3	12	6	0	0	0	0	0	0	0	0	0	22
07:45	0	0	14	4	1	0	0	0	0	0	0	0	0	19
08:00	0	1	6	4	1	0	0	0	0	0	0	0	0	12
08:15	0	3	4	4	2	0	0	0	0	0	0	0	0	13
08:30	1	0	1	2	0	0	0	0	0	0	0	0	0	4
08:45	0	1	3	4	0	0	0	0	0	0	0	0	0	8
09:00	0	0	2	4	0	0	0	0	0	0	0	0	0	6
09:15	0	0	3	4	0	0	0	0	0	0	0	0	0	7
09:30	1	2	1	2	1	0	0	0	0	0	0	0	0	7
09:45	0	2	5	1	1	0	0	0	0	0	0	0	0	9
10:00	2	0	1	3	0	1	0	0	0	0	0	0	0	7
10:15	1	1	6	3	0	0	0	0	0	0	0	0	0	11
10:30	0	0	7	1	0	0	0	0	0	0	0	0	0	8
10:45	0	0	4	1	0	0	0	0	0	0	0	0	0	5
11:00	0	3	4	3	1	1	0	0	0	0	0	0	0	12
11:15	0	4	1	1	0	0	0	0	0	0	0	0	0	6
11:30	0	1	3	1	1	0	0	0	0	0	0	0	0	6
11:45	0	1	5	1	0	0	0	0	0	0	0	0	0	7
12:00 PM	0	0	2	4	0	0	0	0	0	0	0	0	0	6
12:15	0	1	5	2	0	0	0	0	0	0	0	0	0	8
12:30	1	1	4	1	1	0	0	0	0	0	0	0	0	8
12:45	1	2	4	1	0	1	0	0	0	0	0	0	0	9
13:00	2	1	0	1	1	0	0	0	0	0	0	0	0	5
13:15	1	0	4	2	0	0	0	0	0	0	0	0	0	7
13:30	1	6	5	3	0	0	0	0	0	0	0	0	0	15
13:45	1	4	7	2	0	0	0	0	0	0	0	0	0	14
14:00	2	6	8	3	0	0	0	0	0	0	0	0	0	19
14:15	3	6	7	0	1	0	0	0	0	0	0	0	0	17
14:30	0	2	3	3	0	0	0	0	0	0	0	0	0	8
14:45	1	3	5	3	1	0	0	0	0	0	0	0	0	13
15:00	4	4	0	2	1	0	0	0	0	0	0	0	0	7
15:15	0	0	1	1	1	0	0	0	0	0	0	0	0	3
15:30	0	2	2	1	1	0	0	0	0	0	0	0	0	6
15:45	0	0	6	1	2	0	0	0	0	0	0	0	0	9
16:00	1	1	3	2	2	0	0	0	0	0	0	0	0	9
16:15	0	0	0	0	0	0	0	0	0	0	0	0	0	0
16:30	1	2	5	4	1	0	0	0	0	0	0	0	0	13
16:45	0	1	4	4	1	0	0	0	0	0	0	0	0	10
17:00	1	0	2	3	0	0	0	0	0	0	0	0	0	6
17:15	1	2	3	5	0	0	0	0	0	0	0	0	0	11
17:30	0	0	2	0	0	0	0	0	0	0	0	0	0	2
17:45	0	1	4	4	2	0	0	0	0	0	0	0	0	11
18:00	4	2	6	0	0	0	0	0	0	0	0	0	0	12
18:15	0	4	1	1	1	0	0	0	0	0	0	0	0	7
18:30	2	0	6	1	0	0	0	0	0	0	0	0	0	9
18:45	0	0	1	3	0	0	0	0	0	0	0	0	0	4
19:00	1	2	4	1	0	0	0	0	0	0	0	0	0	8
19:15	1	1	0	0	0	0	0	0	0	0	0	0	0	2
19:30	0	3	0	1	1	0	0	0	0	0	0	0	0	5
19:45	2	6	1	0	0	0	0	0	0	0	0	0	0	9
20:00	0	1	0	0	0	0	0	0	0	0	0	0	0	1
20:15	0	3	1	0	0	0	0	0	0	0	0	0	0	4
20:30	2	2	3	1	1	0	0	0	0	0	0	0	0	7
20:45	0	0	1	0	0	0	0	0	0	0	0	0	0	1
21:00	0	0	2	0	0	0	0	0	0	0	0	0	0	2
21:15	0	0	1	0	0	0	0	0	0	0	0	0	0	1
21:30	0	1	1	0	0	0	0	0	0	0	0	0	0	2
21:45	1	1	3	1	0	0	0	0	0	0	0	0	0	6
22:00	0	1	0	0	0	0	0	0	0	0	0	0	0	1
22:15	0	1	1	0	1	0	0	0	0	0	0	0	0	3
22:30	0	0	3	0	0	0	0	0	0	0	0	0	0	3
22:45	0	1	2	1	0	0	0	0	0	0	0	0	0	4
23:00	0	0	0	0	0	0	0	0	0	0	0	0	0	0
23:15	0	1	0	0	0	0	0	0	0	0	0	0	0	1
23:30	0	0	0	0	0	0	0	0	0	0	0	0	0	0
23:45	0	0	0	0	0	0	0	0	0	0	0	0	0	0
Totals	42	92	233	121	30	4								524
% of Totals	8%	18%	45%	23%	6%	1%								100%

Directional Peak Periods	AM 7-9	NOON 12-2	PM 4-6	Off Peak Volumes
All Classes	Volume 101	Volume 72	Volume 72	Volume 279
	% 19%	% 14%	% 14%	% 53%

Street Name	Direction	15th	50th	Average	85th	95th	ADT
SW 52nd St	Summary	17	23	22	28	31	524

**SPEED**

SW 52nd St Bet. SW 118th Ave &amp; SW 117th Ave

Day: Thursday

Date: 6/8/2023

City: Cooper City

Project #: FL23\_140259\_008e

**East Bound**

Time	< 15	15 - 19	20 - 24	25 - 29	30 - 34	35 - 39	40 - 44	45 - 49	50 - 54	55 - 59	60 - 64	65 - 69	70 +	Total
00:00 AM	0	0	0	1	0	0	0	0	0	0	0	0	0	1
01:00	0	0	0	0	0	0	0	0	0	0	0	0	0	0
02:00	0	0	0	0	0	0	0	0	0	0	0	0	0	0
03:00	0	0	1	0	0	0	0	0	0	0	0	0	0	1
04:00	0	0	1	0	0	0	0	0	0	0	0	0	0	1
05:00	0	0	2	1	1	0	0	0	0	0	0	0	0	4
06:00	0	0	0	2	1	1	0	0	0	0	0	0	0	4
07:00	2	2	15	11	3	0	0	0	0	0	0	0	0	33
08:00	0	3	6	12	3	0	0	0	0	0	0	0	0	24
09:00	0	3	5	7	2	0	0	0	0	0	0	0	0	17
10:00	3	0	13	7	0	1	0	0	0	0	0	0	0	24
11:00	0	1	7	3	2	1	0	0	0	0	0	0	0	14
12:00 PM	1	0	3	8	1	1	0	0	0	0	0	0	0	14
13:00	3	3	5	6	1	0	0	0	0	0	0	0	0	18
14:00	3	11	6	8	2	0	0	0	0	0	0	0	0	30
15:00	2	0	4	4	3	0	0	0	0	0	0	0	0	13
16:00	1	1	7	7	3	0	0	0	0	0	0	0	0	19
17:00	1	1	1	4	2	0	0	0	0	0	0	0	0	9
18:00	3	1	6	3	1	0	0	0	0	0	0	0	0	14
19:00	1	3	1	2	1	0	0	0	0	0	0	0	0	8
20:00	1	2	1	1	0	0	0	0	0	0	0	0	0	5
21:00	0	0	3	1	0	0	0	0	0	0	0	0	0	4
22:00	0	1	2	0	1	0	0	0	0	0	0	0	0	4
23:00	0	0	0	0	0	0	0	0	0	0	0	0	0	0
<b>Totals</b>	<b>21</b>	<b>32</b>	<b>89</b>	<b>88</b>	<b>27</b>	<b>4</b>								<b>261</b>
<b>% of Totals</b>	<b>8%</b>	<b>12%</b>	<b>34%</b>	<b>34%</b>	<b>10%</b>	<b>2%</b>								<b>100%</b>

<b>AM Volumes</b>	5	9	50	44	12	3	0	0	0	0	0	0	0	123			
<b>% AM</b>	2%	3%	19%	17%	5%	1%								47%			
<b>AM Peak Hour</b>	10:00	08:00	07:00	08:00	07:00	06:00								07:00			
<b>Volume</b>	3	3	15	12	3	1								33			
<b>PM Volumes</b>	16	23	39	44	15	1	0	0	0	0	0	0	0	138			
<b>% PM</b>	6%	9%	15%	17%	6%	0%								53%			
<b>PM Peak Hour</b>	13:00	14:00	16:00	12:00	15:00	12:00								14:00			
<b>Volume</b>	3	11	7	8	3	1								30			
<b>Directional Peak Periods All Speeds</b>		<b>AM 7-9</b>				<b>NOON 12-2</b>				<b>PM 4-6</b>				<b>Off Peak Volumes</b>			
		Volume		%		Volume		%		Volume		%		Volume		%	
		57		↔ 22%		32		↔ 12%		28		↔ 11%		144		↔ 55%	

Street Name	Direction	Percentiles					ADT
		15th	50th	Average	85th	95th	
SW 52nd St	East Bound	18	24	24	30	33	261
SW 52nd St	West Bound	17	22	21	25	28	263



# SPEED

SW 52nd St Bet. SW 118th Ave & SW 117th Ave

Day: Thursday

Date: 6/8/2023

City: Cooper City

Project #: FL23\_140259\_008w

## West Bound

Time	< 15	15 - 19	20 - 24	25 - 29	30 - 34	35 - 39	40 - 44	45 - 49	50 - 54	55 - 59	60 - 64	65 - 69	70 +	Total
00:00 AM	0	0	0	0	0	0	0	0	0	0	0	0	0	0
01:00	0	0	0	0	0	0	0	0	0	0	0	0	0	0
02:00	0	0	0	0	0	0	0	0	0	0	0	0	0	0
03:00	0	0	1	0	0	0	0	0	0	0	0	0	0	1
04:00	0	0	0	0	0	0	0	0	0	0	0	0	0	0
05:00	0	0	3	0	0	0	0	0	0	0	0	0	0	3
06:00	0	0	1	0	0	0	0	0	0	0	0	0	0	1
07:00	1	3	24	3	0	0	0	0	0	0	0	0	0	31
08:00	1	2	8	2	0	0	0	0	0	0	0	0	0	13
09:00	1	1	6	4	0	0	0	0	0	0	0	0	0	12
10:00	0	1	5	1	0	0	0	0	0	0	0	0	0	7
11:00	0	4	9	3	1	0	0	0	0	0	0	0	0	17
12:00 PM	1	4	12	0	0	0	0	0	0	0	0	0	0	17
13:00	2	8	11	2	0	0	0	0	0	0	0	0	0	23
14:00	3	6	17	1	0	0	0	0	0	0	0	0	0	27
15:00	2	2	7	0	1	0	0	0	0	0	0	0	0	12
16:00	1	3	12	6	1	0	0	0	0	0	0	0	0	23
17:00	1	2	10	8	0	0	0	0	0	0	0	0	0	21
18:00	3	5	8	2	0	0	0	0	0	0	0	0	0	18
19:00	3	9	4	0	0	0	0	0	0	0	0	0	0	16
20:00	1	5	2	0	0	0	0	0	0	0	0	0	0	8
21:00	1	2	2	0	0	0	0	0	0	0	0	0	0	5
22:00	0	2	4	1	0	0	0	0	0	0	0	0	0	7
23:00	0	1	0	0	0	0	0	0	0	0	0	0	0	1
<b>Totals</b>	<b>21</b>	<b>60</b>	<b>146</b>	<b>33</b>	<b>3</b>									<b>263</b>
<b>% of Totals</b>	<b>8%</b>	<b>23%</b>	<b>56%</b>	<b>13%</b>	<b>1%</b>									<b>100%</b>

<b>AM Volumes</b>	3	11	57	13	1	0	0	0	0	0	0	0	0	85
<b>% AM</b>	1%	4%	22%	5%	0%									32%
<b>AM Peak Hour</b>	07:00	11:00	07:00	09:00	11:00									07:00
<b>Volume</b>	1	4	24	4	1									31
<b>PM Volumes</b>	18	49	89	20	2	0	0	0	0	0	0	0	0	178
<b>% PM</b>	7%	19%	34%	8%	1%									68%
<b>PM Peak Hour</b>	14:00	19:00	14:00	17:00	15:00									14:00
<b>Volume</b>	3	9	17	8	1									27

Directional Peak Periods All Speeds	AM 7-9		NOON 12-2		PM 4-6		Off Peak Volumes	
	Volume	%	Volume	%	Volume	%	Volume	%
	44	↔ 17%	40	↔ 15%	44	↔ 17%	135	↔ 51%

Street Name	Direction	Percentiles					ADT
		15th	50th	Average	85th	95th	
SW 52nd St	East Bound	18	24	24	30	33	261
SW 52nd St	West Bound	17	22	21	25	28	263

**SPEED**

SW 52nd St Bet. SW 118th Ave &amp; SW 117th Ave

Day: Thursday

Date: 6/8/2023

City: Cooper City

Project #: FL23\_140259\_008

**Summary**

Time	< 15	15 - 19	20 - 24	25 - 29	30 - 34	35 - 39	40 - 44	45 - 49	50 - 54	55 - 59	60 - 64	65 - 69	70 +	Total
00:00 AM	0	0	0	1	0	0	0	0	0	0	0	0	0	1
01:00	0	0	0	0	0	0	0	0	0	0	0	0	0	0
02:00	0	0	0	0	0	0	0	0	0	0	0	0	0	0
03:00	0	0	2	0	0	0	0	0	0	0	0	0	0	2
04:00	0	0	1	0	0	0	0	0	0	0	0	0	0	1
05:00	0	0	5	1	1	0	0	0	0	0	0	0	0	7
06:00	0	0	1	2	1	1	0	0	0	0	0	0	0	5
07:00	3	5	39	14	3	0	0	0	0	0	0	0	0	64
08:00	1	5	14	14	3	0	0	0	0	0	0	0	0	37
09:00	1	4	11	11	2	0	0	0	0	0	0	0	0	29
10:00	3	1	18	8	0	1	0	0	0	0	0	0	0	31
11:00	0	5	16	6	3	1	0	0	0	0	0	0	0	31
12:00 PM	2	4	15	8	1	1	0	0	0	0	0	0	0	31
13:00	5	11	16	8	1	0	0	0	0	0	0	0	0	41
14:00	6	17	23	9	2	0	0	0	0	0	0	0	0	57
15:00	4	2	11	4	4	0	0	0	0	0	0	0	0	25
16:00	2	4	19	13	4	0	0	0	0	0	0	0	0	42
17:00	2	3	11	12	2	0	0	0	0	0	0	0	0	30
18:00	6	6	14	5	1	0	0	0	0	0	0	0	0	32
19:00	4	12	5	2	1	0	0	0	0	0	0	0	0	24
20:00	2	7	3	1	0	0	0	0	0	0	0	0	0	13
21:00	1	2	5	1	0	0	0	0	0	0	0	0	0	9
22:00	0	3	6	1	1	0	0	0	0	0	0	0	0	11
23:00	0	1	0	0	0	0	0	0	0	0	0	0	0	1
<b>Totals</b>	<b>42</b>	<b>92</b>	<b>235</b>	<b>121</b>	<b>30</b>	<b>4</b>								<b>524</b>
<b>% of Totals</b>	<b>8%</b>	<b>18%</b>	<b>45%</b>	<b>23%</b>	<b>6%</b>	<b>1%</b>								<b>100%</b>

<b>AM Volumes</b>	8	20	107	57	13	3	0	0	0	0	0	0	0	208
<b>% AM</b>	2%	4%	20%	11%	2%	1%								40%
<b>AM Peak Hour</b>	07:00	07:00	07:00	07:00	07:00	06:00								07:00
<b>Volume</b>	3	5	39	14	3	1								64
<b>PM Volumes</b>	34	72	128	64	17	1	0	0	0	0	0	0	0	316
<b>% PM</b>	6%	14%	24%	12%	3%	0%								60%
<b>PM Peak Hour</b>	14:00	14:00	14:00	16:00	15:00	12:00								14:00
<b>Volume</b>	6	17	23	13	4	1								57
<b>Directional Peak Periods</b>			<b>AM 7-9</b>				<b>NOON 12-2</b>				<b>PM 4-6</b>		<b>Off Peak Volumes</b>	
<b>All Speeds</b>			Volume		%	Volume		%	Volume		%	Volume		%
			101	↔	19%	72	↔	14%	72	↔	14%	279	↔	53%

Street Name	Direction	Percentiles					ADT
		15th	50th	Average	85th	95th	
SW 52nd St	Summary	17	23	22	28	31	524

# VOLUME

SW 52nd St Bet. SW 118th Ave & SW 117th Ave

Day: Thursday  
Date: 6/8/2023

City: Cooper City  
Project #: FL23\_140259\_008

DAILY TOTALS										NB		SB		EB		WB		TOTAL		
										0		0		261		263		524		
AM Period	NB	SB	EB	WB	TOTAL	PMI Period	NB	SB	EB	WB	TOTAL									
00:00	0	0	0	0	0	12:00	0	0	4	2	6									
00:15	0	0	0	0	0	12:15	0	0	2	2	4									
00:30	0	0	1	0	0	12:30	0	0	3	3	6									
00:45	0	0	0	1	0	12:45	0	0	5	14	4	4	17	9	31					
01:00	0	0	0	0	0	13:00	0	0	4	5	2									
01:15	0	0	0	0	0	13:15	0	0	4	4	1									
01:30	0	0	0	0	0	13:30	0	0	4	11	11									
01:45	0	0	0	0	0	13:45	0	0	5	18	9	23	14	41						
02:00	0	0	0	0	0	14:00	0	0	9	9	10									
02:15	0	0	0	0	0	14:15	0	0	11	6	6									
02:30	0	0	0	0	0	14:30	0	0	5	3	3									
02:45	0	0	0	0	0	14:45	0	0	5	30	8	27	13	57						
03:00	0	0	0	0	0	15:00	0	0	3	3	4									
03:15	0	0	0	0	0	15:15	0	0	3	0	0									
03:30	0	0	1	1	2	15:30	0	0	3	3	3									
03:45	0	0	0	1	1	15:45	0	0	4	13	5	12	9	25						
04:00	0	0	0	0	0	16:00	0	0	5	4	4									
04:15	0	0	0	0	0	16:15	0	0	3	3	7									
04:30	0	0	0	0	0	16:30	0	0	6	0	13									
04:45	0	0	0	1	0	16:45	0	0	5	19	5	23	10	42						
05:00	0	0	0	0	0	17:00	0	0	0	0	6									
05:15	0	0	0	1	1	17:15	0	0	4	7	11									
05:30	0	0	1	1	2	17:30	0	0	5	2	2									
05:45	0	0	0	1	3	17:45	0	0	5	9	6	21	11	30						
06:00	0	0	0	0	0	18:00	0	0	5	5	7									
06:15	0	0	2	0	2	18:15	0	0	3	4	4									
06:30	0	0	1	0	1	18:30	0	0	3	3	6									
06:45	0	0	1	1	2	18:45	0	0	3	14	1	18	4	32						
07:00	0	0	8	6	9	19:00	0	0	2	2	6									
07:15	0	0	8	6	14	19:15	0	0	2	0	0									
07:30	0	0	11	11	22	19:30	0	0	3	2	2									
07:45	0	0	6	33	13	19:45	0	0	1	8	8	16	9	24						
08:00	0	0	0	6	6	20:00	0	0	0	0	1									
08:15	0	0	11	2	13	20:15	0	0	1	3	3									
08:30	0	0	3	1	4	20:30	0	0	3	4	4									
08:45	0	0	4	4	8	20:45	0	0	1	5	0	8	1	13						
09:00	0	0	4	2	6	21:00	0	0	1	1	1									
09:15	0	0	4	3	7	21:15	0	0	1	1	0									
09:30	0	0	5	2	7	21:30	0	0	1	1	1									
09:45	0	0	4	17	9	21:45	0	0	1	4	3	5	4	9						
10:00	0	0	6	5	12	22:00	0	0	1	1	0									
10:15	0	0	7	4	11	22:15	0	0	2	2	1									
10:30	0	0	7	1	8	22:30	0	0	0	0	0									
10:45	0	0	4	24	1	22:45	0	0	1	4	3	7	4	11						
11:00	0	0	3	9	7	23:00	0	0	0	0	0									
11:15	0	0	3	3	6	23:15	0	0	0	0	1									
11:30	0	0	3	3	6	23:30	0	0	0	0	0									
11:45	0	0	5	2	7	23:45	0	0	0	0	0									
TOTALS	123	85	208	39.7%	TOTALS	138	178	316	43.7%	56.3%	60.3%									
SPLIT %	59.1%		40.9%		39.7%		SPLIT %		43.7%		56.3%									
DAILY TOTALS										NB		SB		EB		WB		Total		
										0		0		261		263		524		
AM Peak Hour	07:30		07:15		07:15		PMI Peak Hour		13:45		13:30		13:30							
AM Pk Volume	34		36		67		PMI Pk Volume		30		36		65							
Pk Hr Factor	0.773		0.692		0.761		PK Hr Factor		0.682		0.818		0.855							
7 - 9 Volume	0		0		101		4 - 6 Volume		0		0		72							
7 - 9 Peak Hour	0		0		101		4 - 6 Peak Hour		0		0		44							
7 - 9 Pk Volume	0		0		67		4 - 6 Pk Volume		0		0		42							
Pk Hr Factor	0.000		0.000		0.761		PK Hr Factor		0.000		0.000		0.808							
	0.773		0.692		0.761			0.773		0.692		0.761								



Time	< 15	15 - 19	20 - 24	25 - 29	30 - 34	35 - 39	40 - 44	45 - 49	50 - 54	55 - 59	60 - 64	65 - 69	70 +	Total
00:00 AM	0	0	0	0	0	0	0	0	0	0	0	0	0	0
00:15	0	0	0	0	0	0	0	0	0	0	0	0	0	0
00:30	0	0	0	0	0	0	0	0	0	0	0	0	0	0
00:45	0	0	0	0	0	0	0	0	0	0	0	0	0	0
01:00	0	0	0	0	0	0	0	0	0	0	0	0	0	0
01:15	0	0	0	0	0	0	0	0	0	0	0	0	0	0
01:30	0	0	0	0	0	0	0	0	0	0	0	0	0	0
01:45	0	0	0	0	0	0	0	0	0	0	0	0	0	0
02:00	0	0	0	0	0	0	0	0	0	0	0	0	0	0
02:15	0	0	0	0	0	0	0	0	0	0	0	0	0	0
02:30	0	0	0	0	0	0	0	0	0	0	0	0	0	0
02:45	0	0	0	0	0	0	0	0	0	0	0	0	0	0
03:00	0	0	0	0	0	0	0	0	0	0	0	0	0	0
03:15	0	0	0	0	0	0	0	0	0	0	0	0	0	0
03:30	0	0	0	0	0	0	0	0	0	0	0	0	0	0
03:45	0	0	0	0	0	0	0	0	0	0	0	0	0	0
04:00	0	0	0	0	0	0	0	0	0	0	0	0	0	0
04:15	0	0	0	0	0	0	0	0	0	0	0	0	0	0
04:30	0	0	0	0	0	0	0	0	0	0	0	0	0	0
04:45	0	0	0	0	0	0	0	0	0	0	0	0	0	0
05:00	0	0	0	0	0	0	0	0	0	0	0	0	0	0
05:15	0	0	0	0	0	0	0	0	0	0	0	0	0	0
05:30	0	0	0	0	0	0	0	0	0	0	0	0	0	0
05:45	0	0	0	0	0	0	0	0	0	0	0	0	0	0
06:00	0	0	1	0	0	0	0	0	0	0	0	0	0	1
06:15	0	0	0	0	0	0	0	0	0	0	0	0	0	0
06:30	0	1	0	0	0	0	0	0	0	0	0	0	0	1
06:45	0	1	0	0	0	0	0	0	0	0	0	0	0	1
07:00	1	0	0	0	0	0	0	0	0	0	0	0	0	1
07:15	1	0	0	0	0	0	0	0	0	0	0	0	0	1
07:30	1	1	1	0	0	0	0	0	0	0	0	0	0	3
07:45	2	0	1	0	0	0	0	0	0	0	0	0	0	3
08:00	4	1	1	0	1	0	0	0	0	0	0	0	0	7
08:15	1	0	2	0	0	0	0	0	0	0	0	0	0	5
08:30	0	0	1	0	0	0	0	0	0	0	0	0	0	1
08:45	1	1	1	1	0	0	0	0	0	0	0	0	0	4
09:00	1	0	1	1	0	0	0	0	0	0	0	0	0	3
09:15	1	0	0	0	0	0	0	0	0	0	0	0	0	1
09:30	1	0	1	0	0	0	0	0	0	0	0	0	0	2
09:45	0	1	0	0	0	0	0	0	0	0	0	0	0	1
10:00	0	0	1	1	0	0	0	0	0	0	0	0	0	2
10:15	0	2	2	0	0	0	0	0	0	0	0	0	0	4
10:30	2	1	0	0	0	0	0	0	0	0	0	0	0	3
10:45	0	0	0	0	0	0	0	0	0	0	0	0	0	0
11:00	0	1	1	0	0	0	0	0	0	0	0	0	0	2
11:15	0	0	1	1	0	0	0	0	0	0	0	0	0	2
11:30	1	0	1	0	0	0	0	0	0	0	0	0	0	2
11:45	0	1	1	0	0	0	0	0	0	0	0	0	0	2
12:00 PM	1	1	1	0	0	0	0	0	0	0	0	0	0	3
12:15	1	3	1	0	0	0	0	0	0	0	0	0	0	5
12:30	0	1	1	1	0	0	0	0	0	0	0	0	0	3
12:45	0	1	0	1	0	0	0	0	0	0	0	0	0	2
13:00	0	1	0	0	0	0	0	0	0	0	0	0	0	1
13:15	0	0	0	0	0	0	0	0	0	0	0	0	0	0
13:30	0	1	0	0	0	0	0	0	0	0	0	0	0	1
13:45	0	2	1	0	0	0	0	0	0	0	0	0	0	3
14:00	0	0	1	0	0	0	0	0	0	0	0	0	0	1
14:15	0	1	2	0	0	0	0	0	0	0	0	0	0	3
14:30	1	1	1	0	0	0	0	0	0	0	0	0	0	3
14:45	1	0	0	0	0	0	0	0	0	0	0	0	0	1
15:00	0	1	1	0	0	0	0	0	0	0	0	0	0	2
15:15	1	0	3	0	0	0	0	0	0	0	0	0	0	4
15:30	0	2	0	0	0	0	0	0	0	0	0	0	0	2
15:45	0	0	2	0	0	0	0	0	0	0	0	0	0	2
16:00	0	0	0	1	0	0	0	0	0	0	0	0	0	1
16:15	0	1	0	0	0	0	0	0	0	0	0	0	0	1
16:30	1	1	1	0	0	0	0	0	0	0	0	0	0	3
16:45	4	1	2	0	0	0	0	0	0	0	0	0	0	7
17:00	2	2	3	1	0	0	0	0	0	0	0	0	0	8
17:15	0	1	1	0	0	0	0	0	0	0	0	0	0	2
17:30	1	0	0	1	0	0	0	0	0	0	0	0	0	2
17:45	0	0	0	0	0	0	0	0	0	0	0	0	0	0
18:00	1	2	0	0	0	0	0	0	0	0	0	0	0	3
18:15	2	1	2	0	0	0	0	0	0	0	0	0	0	5
18:30	0	0	2	0	0	0	0	0	0	0	0	0	0	2
18:45	0	0	1	0	0	0	0	0	0	0	0	0	0	1
19:00	0	0	2	1	0	0	0	0	0	0	0	0	0	3
19:15	0	1	0	0	0	0	0	0	0	0	0	0	0	1
19:30	2	2	0	0	0	0	0	0	0	0	0	0	0	4
19:45	2	1	0	0	0	0	0	0	0	0	0	0	0	3
20:00	0	0	0	0	0	0	0	0	0	0	0	0	0	0
20:15	0	0	1	0	0	0	0	0	0	0	0	0	0	1
20:30	0	0	1	0	0	0	0	0	0	0	0	0	0	1
20:45	0	0	1	0	0	0	0	0	0	0	0	0	0	1
21:00	0	1	1	0	0	0	0	0	0	0	0	0	0	2
21:15	1	0	0	0	0	0	0	0	0	0	0	0	0	1
21:30	0	0	1	0	0	0	0	0	0	0	0	0	0	1
21:45	0	1	0	0	0	0	0	0	0	0	0	0	0	1
22:00	0	1	1	0	0	0	0	0	0	0	0	0	0	2
22:15	0	1	0	1	0	0	0	0	0	0	0	0	0	2
22:30	0	0	0	0	0	0	0	0	0	0	0	0	0	0
22:45	0	0	0	0	0	0	0	0	0	0	0	0	0	0
23:00	1	0	0	0	0	0	0	0	0	0	0	0	0	1
23:15	1	0	0	0	0	0	0	0	0	0	0	0	0	1
23:30	0	0	1	0	0	0	0	0	0	0	0	0	0	1
23:45	1	0	0	0	0	0	0	0	0	0	0	0	0	1
<b>Totals</b>	<b>41</b>	<b>43</b>	<b>52</b>	<b>13</b>	<b>1</b>									<b>150</b>
% of Totals	27%	29%	35%	9%	1%									100%

<b>AM Volumes</b>	17	33	17	6	1	0	0	0	0	0	0	0	0	53
% AM	11%	7%	11%	4%	1%									35%
<b>AM Peak Hour</b>	07:15	11:45	07:30	08:15	07:15									07:30
Volume	8	6	8	4	1									13
<b>PM Volumes</b>	24	32	33	7	0	0	0	0	0	0	0	0	0	98
% PM	16%	21%	23%	5%										65%
<b>PM Peak Hour</b>	16:15	12:00	16:30	12:00										16:30
Volume	7	6	7	2										20
<b>Directional Peak Periods</b>	<b>AM 7-9</b>				<b>NOON 12-2</b>				<b>PM 4-6</b>				<b>Off Peak Volumes</b>	
<b>All Classes</b>	Volume	% ← →		Volume	% ← →		Volume	% ← →		Volume	% ← →			
	25	17%		18	12%		24	16%		83	55%			

Street Name	Direction	Percentiles					
		15th	50th	Average	85th	95th	ADT
SW 59th St	East Bound	10	19	18	24	28	150
SW 59th St	West Bound	17	23	23	30	34	229

Time	< 15	15 - 19	20 - 24	25 - 29	30 - 34	35 - 39	40 - 44	45 - 49	50 - 54	55 - 59	60 - 64	65 - 69	70 +	Total
00:00 AM	0	0	0	0	0	0	0	0	0	0	0	0	0	0
00:15	0	0	0	0	0	0	0	0	0	0	0	0	0	0
00:30	1	0	0	0	0	0	0	0	0	0	0	0	0	1
00:45	0	0	0	0	0	0	0	0	0	0	0	0	0	0
01:00	0	0	0	0	0	0	0	0	0	0	0	0	0	0
01:15	0	0	0	0	0	0	0	0	0	0	0	0	0	0
01:30	0	0	0	0	0	0	0	0	0	0	0	0	0	0
01:45	0	0	0	0	0	0	0	0	0	0	0	0	0	0
02:00	0	0	0	0	0	0	0	0	0	0	0	0	0	0
02:15	0	0	0	0	0	0	0	0	0	0	0	0	0	0
02:30	0	0	0	0	0	0	0	0	0	0	0	0	0	0
02:45	0	0	0	0	0	0	0	0	0	0	0	0	0	0
03:00	0	0	0	0	0	0	0	0	0	0	0	0	0	0
03:15	0	0	0	0	0	0	0	0	0	0	0	0	0	0
03:30	0	0	0	0	0	0	0	0	0	0	0	0	0	0
03:45	0	0	0	0	0	0	0	0	0	0	0	0	0	0
04:00	0	0	1	0	0	0	0	0	0	0	0	0	0	1
04:15	0	0	0	0	0	0	0	0	0	0	0	0	0	0
04:30	0	0	0	0	0	0	0	0	0	0	0	0	0	0
04:45	0	0	0	0	0	0	0	0	0	0	0	0	0	0
05:00	0	0	0	1	0	0	0	0	0	0	0	0	0	1
05:15	0	0	0	0	0	0	0	0	0	0	0	0	0	0
05:30	0	0	0	0	0	0	0	0	0	0	0	0	0	0
05:45	0	0	0	1	0	0	0	0	0	0	0	0	0	1
06:00	1	0	1	0	0	0	0	0	0	0	0	0	0	2
06:15	0	0	0	1	0	0	0	0	0	0	0	0	0	1
06:30	0	0	0	0	1	0	0	0	0	0	0	0	0	1
06:45	0	1	0	2	0	0	0	0	0	0	0	0	0	3
07:00	0	1	2	1	0	0	0	0	0	0	0	0	0	4
07:15	0	0	0	1	0	0	0	0	0	0	0	0	0	1
07:30	1	3	2	1	0	0	1	0	0	0	0	0	0	8
07:45	0	3	2	0	0	0	0	0	0	0	0	0	0	5
08:00	3	0	1	0	0	0	0	0	0	0	0	0	0	4
08:15	2	0	0	2	0	0	0	0	0	0	0	0	0	4
08:30	0	2	3	1	0	0	0	0	0	0	0	0	0	6
08:45	0	0	0	3	3	0	0	0	0	0	0	0	0	6
09:00	2	0	2	0	0	0	0	0	0	0	0	0	0	4
09:15	1	1	0	1	0	0	0	0	0	0	0	0	0	3
09:30	0	0	0	1	0	0	0	0	0	0	0	0	0	1
09:45	0	2	2	3	1	0	0	0	0	0	0	0	0	8
10:00	0	0	3	2	0	0	0	0	0	0	0	0	0	5
10:15	0	0	2	1	0	0	0	0	0	0	0	0	0	3
10:30	1	1	0	1	0	0	0	0	0	0	0	0	0	3
10:45	0	0	0	2	0	0	0	0	0	0	0	0	0	2
11:00	0	1	3	1	0	0	0	0	0	0	0	0	0	5
11:15	0	0	1	0	1	0	0	0	0	0	0	0	0	2
11:30	0	1	0	0	0	0	0	0	0	0	0	0	0	1
11:45	0	0	0	1	0	0	0	0	0	0	0	0	0	1
12:00 PM	1	1	4	2	0	0	0	0	0	0	0	0	0	8
12:15	1	0	2	0	0	0	0	0	0	0	0	0	0	2
12:30	1	0	1	4	0	0	0	0	0	0	0	0	0	6
12:45	0	0	0	0	1	0	0	0	0	0	0	0	0	1
13:00	0	1	0	0	0	0	0	0	0	0	0	0	0	1
13:15	0	1	1	1	0	0	0	0	0	0	0	0	0	3
13:30	0	0	1	0	1	0	0	0	0	0	0	0	0	2
13:45	1	0	3	0	0	0	0	0	0	0	0	0	0	4
14:00	0	1	0	5	1	0	0	0	0	0	0	0	0	7
14:15	0	0	0	1	1	0	0	0	0	0	0	0	0	2
14:30	0	1	0	1	0	1	0	0	0	0	0	0	0	3
14:45	0	0	1	0	1	0	0	0	0	0	0	0	0	2
15:00	0	1	1	0	0	0	0	0	0	0	0	0	0	2
15:15	1	0	1	1	0	0	0	0	0	0	0	0	0	3
15:30	0	2	2	0	0	0	0	0	0	0	0	0	0	4
15:45	0	1	0	1	1	0	0	0	0	0	0	0	0	3
16:00	0	1	0	1	3	0	0	0	0	0	0	0	0	5
16:15	1	1	1	0	0	0	0	0	0	0	0	0	0	4
16:30	0	2	2	0	1	0	0	0	0	0	0	0	0	5
16:45	0	1	5	3	0	0	0	0	0	0	0	0	0	9
17:00	0	2	1	0	1	0	0	0	0	0	0	0	0	4
17:15	0	2	1	1	2	0	0	0	0	0	0	0	0	6
17:30	0	1	1	1	0	0	0	0	0	0	0	0	0	3
17:45	2	2	1	1	1	0	0	0	0	0	0	0	0	7
18:00	1	0	3	0	1	0	0	0	0	0	0	0	0	5
18:15	0	2	3	2	0	0	0	0	0	0	0	0	0	7
18:30	0	0	1	0	1	0	0	0	0	0	0	0	0	2
18:45	0	0	3	1	2	0	0	0	0	0	0	0	0	6
19:00	0	1	1	1	1	0	0	0	0	0	0	0	0	3
19:15	0	0	1	0	0	0	0	0	0	0	0	0	0	1
19:30	0	0	0	1	0	0	0	0	0	0	0	0	0	1
19:45	0	1	1	1	2	0	0	0	0	0	0	0	0	5
20:00	0	0	0	1	0	0	0	0	0	0	0	0	0	1
20:15	0	0	1	0	0	0	0	0	0	0	0	0	0	1
20:30	0	0	0	0	2	1	0	0	0	0	0	0	0	3
20:45	0	0	2	1	0	0	0	0	0	0	0	0	0	3
21:00	1	1	0	1	1	0	0	0	0	0	0	0	0	4
21:15	0	0	0	0	0	0	0	0	0	0	0	0	0	0
21:30	0	0	0	0	0	0	0	0	0	0	0	0	0	0
21:45	0	1	0	0	0	0	0	0	0	0	0	0	0	1
22:00	0	0	0	0	1	0	0	0	0	0	0	0	0	1
22:15	0	0	0	0	1	0	0	0	0	0	0	0	0	0
22:30	0	0	0	0	0	0	0	0	0	0	0	0	0	0
22:45	0	1	0	0	0	1	0	0	0	0	0	0	0	2
23:00	0	0	0	0	0	0	0	0	0	0	0	0	0	0
23:15	0	0	0	0	0	0	0	0	0	0	0	0	0	0
23:30	0	0	0	0	0	0	0	0	0	0	0	0	0	0
23:45	0	0	0	0	0	0	0	0	0	0	0	0	0	0
<b>Totals</b>	<b>21</b>	<b>44</b>	<b>72</b>	<b>60</b>	<b>29</b>	<b>2</b>	<b>1</b>							<b>229</b>
<b>% of Totals</b>	<b>9%</b>	<b>19%</b>	<b>31%</b>	<b>26%</b>	<b>13%</b>	<b>1%</b>	<b>0%</b>							<b>100%</b>

AM Volumes	12	19	27	36	3	0	1	0	0	0	0	0	0	87		
% AM	5%	7%	12%	11%	2%	0%	0%							38%		
AM Peak Hour	07:30	07:50	09:30	09:15	08:00		06:45							07:30		
Volume	6	7	11	7	3		1							21		
PM Volumes	9	28	43	34	24	2	0	0	0	0	0	0	0	142		
% PM	4%	12%	20%	15%	10%	1%								62%		
PM Peak Hour	17:15	16:30	18:00	13:45	15:45	13:45								16:30		
Volume	3	10	10	7	3	1								24		
Directional Peak Periods	AM 7-9				NOON 12-2				PM 4-6				Off Peak Volumes			
All Classes	Volume	← →		%	Volume	← →		%	Volume	← →		%	Volume	%		
	38	← →		17%	27	← →		12%	43	← →		19%	121	← →		53%

Street Name	Direction	Percentiles					
		15th	50th	Average	85th	95th	ADT
SW 59th St	East Bound	10	19	18	24	28	150
SW 59th St	West Bound	17	23	23	30	34	229

**SPEED**

SW 59th St Bet. SW 117th Ave & SW 116th Terrace

Day: Tuesday  
Date: 6/6/2023

City: Cooper City  
Project #: FL23\_140259\_009

Summary															Total	
Time	< 15	15 - 19	20 - 24	25 - 29	30 - 34	35 - 39	40 - 44	45 - 49	50 - 54	55 - 59	60 - 64	65 - 69	70 +	Total		
00:00 AM	0	0	0	0	0	0	0	0	0	0	0	0	0	0		
00:15	0	0	0	0	0	0	0	0	0	0	0	0	0	0		
00:30	1	0	0	0	0	0	0	0	0	0	0	0	0	1		
00:45	0	0	0	0	0	0	0	0	0	0	0	0	0	0		
01:00	0	0	0	0	0	0	0	0	0	0	0	0	0	0		
01:15	0	0	0	0	0	0	0	0	0	0	0	0	0	0		
01:30	0	0	0	0	0	0	0	0	0	0	0	0	0	0		
01:45	0	0	0	0	0	0	0	0	0	0	0	0	0	0		
02:00	0	0	0	0	0	0	0	0	0	0	0	0	0	0		
02:15	0	0	0	0	0	0	0	0	0	0	0	0	0	0		
02:30	0	0	0	0	0	0	0	0	0	0	0	0	0	0		
02:45	0	0	0	0	0	0	0	0	0	0	0	0	0	0		
03:00	0	0	0	0	0	0	0	0	0	0	0	0	0	0		
03:15	0	0	0	0	0	0	0	0	0	0	0	0	0	0		
03:30	0	0	0	0	0	0	0	0	0	0	0	0	0	0		
03:45	0	0	0	0	0	0	0	0	0	0	0	0	0	0		
04:00	0	0	1	0	0	0	0	0	0	0	0	0	0	1		
04:15	0	0	0	0	0	0	0	0	0	0	0	0	0	0		
04:30	0	0	0	0	0	0	0	0	0	0	0	0	0	0		
04:45	0	0	0	0	0	0	0	0	0	0	0	0	0	0		
05:00	0	0	0	1	0	0	0	0	0	0	0	0	0	1		
05:15	0	0	0	0	0	0	0	0	0	0	0	0	0	0		
05:30	0	0	0	0	0	0	0	0	0	0	0	0	0	0		
05:45	0	0	0	1	0	0	0	0	0	0	0	0	0	1		
06:00	1	0	2	0	0	0	0	0	0	0	0	0	0	3		
06:15	0	0	0	1	0	0	0	0	0	0	0	0	0	1		
06:30	0	1	0	0	0	0	0	0	0	0	0	0	0	1		
06:45	0	2	0	2	0	0	0	0	0	0	0	0	0	4		
07:00	1	1	2	1	0	0	0	0	0	0	0	0	0	5		
07:15	1	0	0	1	0	0	0	0	0	0	0	0	0	2		
07:30	2	4	3	1	0	0	1	0	0	0	0	0	0	11		
07:45	2	3	3	0	0	0	0	0	0	0	0	0	0	8		
08:00	7	1	2	0	1	0	0	0	0	0	0	0	0	11		
08:15	3	0	2	4	0	0	0	0	0	0	0	0	0	9		
08:30	0	2	4	1	0	0	0	0	0	0	0	0	0	7		
08:45	1	1	1	4	3	0	0	0	0	0	0	0	0	10		
09:00	3	0	3	1	0	0	0	0	0	0	0	0	0	7		
09:15	2	1	0	1	0	0	0	0	0	0	0	0	0	4		
09:30	1	0	1	0	0	0	0	0	0	0	0	0	0	3		
09:45	0	3	2	3	1	0	0	0	0	0	0	0	0	9		
10:00	0	0	4	3	0	0	0	0	0	0	0	0	0	7		
10:15	0	2	4	1	0	0	0	0	0	0	0	0	0	7		
10:30	3	2	0	1	0	0	0	0	0	0	0	0	0	6		
10:45	0	0	0	0	0	0	0	0	0	0	0	0	0	0		
11:00	0	2	4	1	0	0	0	0	0	0	0	0	0	7		
11:15	0	0	2	1	1	0	0	0	0	0	0	0	0	4		
11:30	1	1	1	0	0	0	0	0	0	0	0	0	0	3		
11:45	0	1	1	1	0	0	0	0	0	0	0	0	0	3		
12:00 PM	2	2	5	2	0	0	0	0	0	0	0	0	0	11		
12:15	1	3	5	0	0	0	0	0	0	0	0	0	0	7		
12:30	1	1	2	5	0	0	0	0	0	0	0	0	0	9		
12:45	0	1	0	1	1	0	0	0	0	0	0	0	0	3		
13:00	0	2	0	0	0	0	0	0	0	0	0	0	0	2		
13:15	0	1	1	1	0	0	0	0	0	0	0	0	0	3		
13:30	0	1	1	0	1	0	0	0	0	0	0	0	0	3		
13:45	1	2	4	0	0	0	0	0	0	0	0	0	0	7		
14:00	0	1	1	5	1	0	0	0	0	0	0	0	0	8		
14:15	0	1	2	1	1	0	0	0	0	0	0	0	0	5		
14:30	1	2	1	1	0	1	0	0	0	0	0	0	0	6		
14:45	1	0	1	0	1	0	0	0	0	0	0	0	0	3		
15:00	0	2	2	0	0	0	0	0	0	0	0	0	0	4		
15:15	2	0	4	1	0	0	0	0	0	0	0	0	0	7		
15:30	0	4	2	0	0	0	0	0	0	0	0	0	0	6		
15:45	0	1	2	1	1	0	0	0	0	0	0	0	0	5		
16:00	0	1	0	2	3	0	0	0	0	0	0	0	0	6		
16:15	1	2	1	0	0	0	0	0	0	0	0	0	0	5		
16:30	1	3	3	0	1	0	0	0	0	0	0	0	0	8		
16:45	4	2	7	3	0	0	0	0	0	0	0	0	0	16		
17:00	2	4	4	1	1	0	0	0	0	0	0	0	0	12		
17:15	0	3	2	1	2	0	0	0	0	0	0	0	0	8		
17:30	1	1	1	2	0	0	0	0	0	0	0	0	0	5		
17:45	2	2	1	1	0	0	0	0	0	0	0	0	0	7		
18:00	2	2	3	0	1	0	0	0	0	0	0	0	0	8		
18:15	2	3	5	2	0	0	0	0	0	0	0	0	0	12		
18:30	0	0	3	0	1	0	0	0	0	0	0	0	0	4		
18:45	0	0	4	1	2	0	0	0	0	0	0	0	0	7		
19:00	0	1	3	2	0	0	0	0	0	0	0	0	0	6		
19:15	0	1	1	0	0	0	0	0	0	0	0	0	0	2		
19:30	2	2	0	1	0	0	0	0	0	0	0	0	0	5		
19:45	2	2	1	1	2	0	0	0	0	0	0	0	0	8		
20:00	0	0	0	1	0	0	0	0	0	0	0	0	0	1		
20:15	0	0	2	0	0	0	0	0	0	0	0	0	0	2		
20:30	0	0	1	1	2	0	0	0	0	0	0	0	0	4		
20:45	0	0	3	1	0	0	0	0	0	0	0	0	0	4		
21:00	1	2	1	1	1	0	0	0	0	0	0	0	0	6		
21:15	1	0	0	0	0	0	0	0	0	0	0	0	0	1		
21:30	0	0	1	0	0	0	0	0	0	0	0	0	0	1		
21:45	0	2	6	0	0	0	0	0	0	0	0	0	0	3		
22:00	0	1	1	0	1	0	0	0	0	0	0	0	0	3		
22:15	0	1	0	1	0	0	0	0	0	0	0	0	0	2		
22:30	0	0	0	0	0	0	0	0	0	0	0	0	0	0		
22:45	0	1	0	0	0	1	0	0	0	0	0	0	0	2		
23:00	1	0	0	0	0	0	0	0	0	0	0	0	0	1		
23:15	1	0	0	0	0	0	0	0	0	0	0	0	0	1		
23:30	0	0	1	0	0	0	0	0	0	0	0	0	0	1		
23:45	1	0	0	0	0	0	0	0	0	0	0	0	0	1		
<b>Totals</b>	<b>62</b>	<b>87</b>	<b>124</b>	<b>73</b>	<b>30</b>	<b>2</b>	<b>1</b>							<b>379</b>		
% of Totals	16%	23%	33%	19%	8%	1%	0%							100%		
<b>AM Volumes</b>	29	27	44	32	0	0	1	0	0	0	0	0	0	139		
% AM	8%	7%	12%	8%	2%	0%	0%							37%		
<b>AM Peak Hour</b>	07:30	07:00	07:45	08:15	08:00		06:45							07:30		
Volume	14	8	14	11	4		1							39		
<b>PM Volumes</b>	33	60	80	41	24	2	0	0	0	0	0	0	0	240		
% PM	9%	16%	21%	11%	6%	1%								63%		
<b>PM Peak Hour</b>	16:15	16:30	16:00	12:00	15:45	13:45								16:30		
Volume	8	12	10	6	1	1								41		
<b>Directional Peak Periods</b>			<b>AM 7-9</b>			<b>NOON 12-2</b>			<b>PM 4-6</b>			<b>Off Peak Volumes</b>				
<b>All Classes</b>	Volume	%	Volume	%	Volume	%	Volume	%	Volume	%	Volume	%				
	63	17%	45	12%	67	18%	204	54%								
<b>Street Name</b>	<b>Direction</b>	<b>Percentiles</b>														
SW 59th St	Summary	15th	50th	Average	85th	95th	ADT									
		14	22	21	28	32	379									

# SPEED

SW 59th St Bet. SW 117th Ave & SW 116th Terrace

Day: Tuesday  
Date: 6/6/2023

City: Cooper City  
Project #: FL23\_140259\_009e

**East Bound**

Time	< 15	15 - 19	20 - 24	25 - 29	30 - 34	35 - 39	40 - 44	45 - 49	50 - 54	55 - 59	60 - 64	65 - 69	70 +	Total
00:00 AM	0	0	0	0	0	0	0	0	0	0	0	0	0	0
01:00	0	0	0	0	0	0	0	0	0	0	0	0	0	0
02:00	0	0	0	0	0	0	0	0	0	0	0	0	0	0
03:00	0	0	0	0	0	0	0	0	0	0	0	0	0	0
04:00	0	0	0	0	0	0	0	0	0	0	0	0	0	0
05:00	0	0	0	0	0	0	0	0	0	0	0	0	0	0
06:00	0	2	1	0	0	0	0	0	0	0	0	0	0	3
07:00	5	1	2	0	0	0	0	0	0	0	0	0	0	8
08:00	6	2	5	3	1	0	0	0	0	0	0	0	0	17
09:00	3	1	2	1	0	0	0	0	0	0	0	0	0	7
10:00	2	3	3	1	0	0	0	0	0	0	0	0	0	9
11:00	1	2	4	1	0	0	0	0	0	0	0	0	0	8
12:00 PM	2	6	3	2	0	0	0	0	0	0	0	0	0	13
13:00	0	4	1	0	0	0	0	0	0	0	0	0	0	5
14:00	2	2	4	0	0	0	0	0	0	0	0	0	0	8
15:00	1	3	6	0	0	0	0	0	0	0	0	0	0	10
16:00	5	3	3	1	0	0	0	0	0	0	0	0	0	12
17:00	3	3	4	2	0	0	0	0	0	0	0	0	0	12
18:00	3	3	5	0	0	0	0	0	0	0	0	0	0	11
19:00	4	4	2	1	0	0	0	0	0	0	0	0	0	11
20:00	0	0	3	0	0	0	0	0	0	0	0	0	0	3
21:00	1	2	2	0	0	0	0	0	0	0	0	0	0	5
22:00	0	2	1	1	0	0	0	0	0	0	0	0	0	4
23:00	3	0	1	0	0	0	0	0	0	0	0	0	0	4
<b>Totals</b>	<b>41</b>	<b>43</b>	<b>52</b>	<b>13</b>	<b>1</b>									<b>150</b>
<b>% of Totals</b>	<b>27%</b>	<b>29%</b>	<b>35%</b>	<b>9%</b>	<b>1%</b>									<b>100%</b>

<b>AM Volumes</b>	17	11	17	6	1	0	0	0	0	0	0	0	0	52
<b>% AM</b>	11%	7%	11%	4%	1%									35%
<b>AM Peak Hour</b>	08:00	10:00	08:00	08:00	08:00									08:00
<b>Volume</b>	6	3	5	3	1									17
<b>PM Volumes</b>	24	32	35	7	0	0	0	0	0	0	0	0	0	98
<b>% PM</b>	16%	21%	23%	5%										65%
<b>PM Peak Hour</b>	16:00	12:00	15:00	12:00										12:00
<b>Volume</b>	5	6	6	2										13

Directional Peak Periods		AM 7-9		NOON 12-2		PM 4-6		Off Peak Volumes	
All Speeds		Volume	%	Volume	%	Volume	%	Volume	%
		25	↔ 17%	18	↔ 12%	24	↔ 16%	83	↔ 55%

Street Name	Direction	Percentiles					ADT
		15th	50th	Average	85th	95th	
SW 59th St	East Bound	10	19	18	24	28	150
SW 59th St	West Bound	17	23	23	30	34	229



# SPEED

SW 59th St Bet. SW 117th Ave & SW 116th Terrace

Day: Tuesday  
Date: 6/6/2023

City: Cooper City  
Project #: FL23\_140259\_009w

## West Bound

Time	< 15	15 - 19	20 - 24	25 - 29	30 - 34	35 - 39	40 - 44	45 - 49	50 - 54	55 - 59	60 - 64	65 - 69	70 +	Total
00:00 AM	1	0	0	0	0	0	0	0	0	0	0	0	0	1
01:00	0	0	0	0	0	0	0	0	0	0	0	0	0	0
02:00	0	0	0	0	0	0	0	0	0	0	0	0	0	0
03:00	0	0	0	0	0	0	0	0	0	0	0	0	0	0
04:00	0	0	1	0	0	0	0	0	0	0	0	0	0	1
05:00	0	0	0	2	0	0	0	0	0	0	0	0	0	2
06:00	1	1	1	4	0	0	0	0	0	0	0	0	0	7
07:00	1	7	6	3	0	0	1	0	0	0	0	0	0	18
08:00	5	2	4	6	3	0	0	0	0	0	0	0	0	20
09:00	3	3	4	5	1	0	0	0	0	0	0	0	0	16
10:00	1	1	7	4	0	0	0	0	0	0	0	0	0	13
11:00	0	2	4	2	1	0	0	0	0	0	0	0	0	9
12:00 PM	2	1	7	6	1	0	0	0	0	0	0	0	0	17
13:00	1	2	5	1	1	0	0	0	0	0	0	0	0	10
14:00	0	2	1	7	3	1	0	0	0	0	0	0	0	14
15:00	1	4	4	2	1	0	0	0	0	0	0	0	0	12
16:00	1	5	8	4	5	0	0	0	0	0	0	0	0	23
17:00	2	7	4	3	4	0	0	0	0	0	0	0	0	20
18:00	1	2	10	3	4	0	0	0	0	0	0	0	0	20
19:00	0	2	3	3	2	0	0	0	0	0	0	0	0	10
20:00	0	0	3	4	1	0	0	0	0	0	0	0	0	8
21:00	1	2	0	1	1	0	0	0	0	0	0	0	0	5
22:00	0	1	0	0	1	1	0	0	0	0	0	0	0	3
23:00	0	0	0	0	0	0	0	0	0	0	0	0	0	0
<b>Totals</b>	<b>21</b>	<b>44</b>	<b>72</b>	<b>60</b>	<b>29</b>	<b>2</b>	<b>1</b>							<b>229</b>
<b>% of Totals</b>	<b>9%</b>	<b>19%</b>	<b>31%</b>	<b>26%</b>	<b>13%</b>	<b>1%</b>	<b>0%</b>							<b>100%</b>

<b>AM Volumes</b>	12	16	27	26	5	0	1	0	0	0	0	0	0	87
<b>% AM</b>	5%	7%	12%	11%	2%		0%							38%
<b>AM Peak Hour</b>	08:00	07:00	10:00	08:00	08:00		07:00							08:00
<b>Volume</b>	5	7	7	6	3		1							20
<b>PM Volumes</b>	9	28	45	34	24	2	0	0	0	0	0	0	0	142
<b>% PM</b>	4%	12%	20%	15%	10%	1%								62%
<b>PM Peak Hour</b>	12:00	17:00	18:00	14:00	16:00	14:00								16:00
<b>Volume</b>	2	7	10	7	5	1								23

Directional Peak Periods All Speeds	AM 7-9		NOON 12-2		PM 4-6		Off Peak Volumes	
	Volume	%	Volume	%	Volume	%	Volume	%
	38	↔ 17%	27	↔ 12%	43	↔ 19%	121	↔ 53%

Street Name	Direction	Percentiles					ADT
		15th	50th	Average	85th	95th	
SW 59th St	East Bound	10	19	18	24	28	150
SW 59th St	West Bound	17	23	23	30	34	229

# SPEED

SW 59th St Bet. SW 117th Ave & SW 116th Terrace

Day: Tuesday  
Date: 6/6/2023

City: Cooper City  
Project #: FL23\_140259\_009

**Summary**

Time	< 15	15 - 19	20 - 24	25 - 29	30 - 34	35 - 39	40 - 44	45 - 49	50 - 54	55 - 59	60 - 64	65 - 69	70 +	Total
00:00 AM	1	0	0	0	0	0	0	0	0	0	0	0	0	1
01:00	0	0	0	0	0	0	0	0	0	0	0	0	0	0
02:00	0	0	0	0	0	0	0	0	0	0	0	0	0	0
03:00	0	0	0	0	0	0	0	0	0	0	0	0	0	0
04:00	0	0	1	0	0	0	0	0	0	0	0	0	0	1
05:00	0	0	0	2	0	0	0	0	0	0	0	0	0	2
06:00	1	3	2	4	0	0	0	0	0	0	0	0	0	10
07:00	6	8	8	3	0	0	1	0	0	0	0	0	0	26
08:00	11	4	9	9	4	0	0	0	0	0	0	0	0	37
09:00	6	4	6	6	1	0	0	0	0	0	0	0	0	23
10:00	3	4	10	5	0	0	0	0	0	0	0	0	0	22
11:00	1	4	8	3	1	0	0	0	0	0	0	0	0	17
12:00 PM	4	7	10	8	1	0	0	0	0	0	0	0	0	30
13:00	1	6	6	1	1	0	0	0	0	0	0	0	0	15
14:00	2	4	5	7	3	1	0	0	0	0	0	0	0	22
15:00	2	7	10	2	1	0	0	0	0	0	0	0	0	22
16:00	6	8	11	5	5	0	0	0	0	0	0	0	0	35
17:00	5	10	8	5	4	0	0	0	0	0	0	0	0	32
18:00	4	5	15	3	4	0	0	0	0	0	0	0	0	31
19:00	4	6	5	4	2	0	0	0	0	0	0	0	0	21
20:00	0	0	6	4	1	0	0	0	0	0	0	0	0	11
21:00	2	4	2	1	1	0	0	0	0	0	0	0	0	10
22:00	0	3	1	1	1	1	0	0	0	0	0	0	0	7
23:00	3	0	1	0	0	0	0	0	0	0	0	0	0	4
<b>Totals</b>	<b>62</b>	<b>87</b>	<b>124</b>	<b>73</b>	<b>30</b>	<b>2</b>	<b>1</b>							<b>379</b>
% of Totals	16%	23%	33%	19%	8%	1%	0%							100%

AM Volumes	29	27	44	32	6	0	1	0	0	0	0	0	0	139				
% AM	8%	7%	12%	8%	2%		0%							37%				
AM Peak Hour	08:00	07:00	10:00	08:00	08:00		07:00							08:00				
Volume	11	8	10	9	4		1							37				
PM Volumes	33	60	80	41	24	2	0	0	0	0	0	0	0	240				
% PM	9%	16%	21%	11%	6%	1%								63%				
PM Peak Hour	16:00	17:00	18:00	12:00	16:00	14:00								16:00				
Volume	6	10	15	8	5	1								35				
<b>Directional Peak Periods</b>			<b>AM 7-9</b>				<b>NOON 12-2</b>				<b>PM 4-6</b>				<b>Off Peak Volumes</b>			
<b>All Speeds</b>			Volume		%		Volume		%		Volume		%		Volume		%	
			63	↔	17%	45	↔	12%	67	↔	18%	204	↔	54%				

Street Name	Direction	Percentiles					ADT
		15th	50th	Average	85th	95th	
SW 59th St	Summary	14	22	21	28	32	379

**VOLUME**

SW 59th St Bet. SW 117th Ave & SW 116th Terrace

Day: Tuesday  
 Date: 6/6/2023

City: Cooper City  
 Project #: FL23\_140259\_009

DAILY TOTALS										NB		SB		TOTAL		EB		WB		TOTAL	
										0		0				150		229		379	
AM Period	NB	SB	EB	WB	TOTAL	PM Period	NB	SB	EB	WB	TOTAL	NB	SB	EB	WB	TOTAL	NB	SB	EB	WB	TOTAL
00:15	0	0	0	0	0	12:00	0	0	3	8	11	0	0	3	8	11	0	0	3	8	11
00:30	0	0	0	0	0	12:15	0	0	5	2	7	0	0	5	2	7	0	0	5	2	7
00:45	0	0	0	1	1	12:30	0	0	3	6	9	0	0	3	6	9	0	0	3	6	9
01:00	0	0	0	0	0	12:45	0	0	2	13	17	0	0	2	13	17	0	0	2	13	17
01:15	0	0	0	0	0	13:00	0	0	1	1	2	0	0	1	1	2	0	0	1	1	2
01:30	0	0	0	0	0	13:15	0	0	0	3	3	0	0	0	3	3	0	0	0	3	3
01:45	0	0	0	0	0	13:30	0	0	1	2	3	0	0	1	2	3	0	0	1	2	3
02:00	0	0	0	0	0	13:45	0	0	3	5	8	0	0	3	5	8	0	0	3	5	8
02:15	0	0	0	0	0	14:00	0	0	1	7	8	0	0	1	7	8	0	0	1	7	8
02:30	0	0	0	0	0	14:15	0	0	3	2	5	0	0	3	2	5	0	0	3	2	5
02:45	0	0	0	0	0	14:30	0	0	3	3	6	0	0	3	3	6	0	0	3	3	6
03:00	0	0	0	0	0	14:45	0	0	1	8	9	0	0	1	8	9	0	0	1	8	9
03:15	0	0	0	0	0	15:00	0	0	2	2	4	0	0	2	2	4	0	0	2	2	4
03:30	0	0	0	0	0	15:15	0	0	4	3	7	0	0	4	3	7	0	0	4	3	7
03:45	0	0	0	0	0	15:30	0	0	2	4	6	0	0	2	4	6	0	0	2	4	6
04:00	0	0	0	0	0	15:45	0	0	2	10	12	0	0	2	10	12	0	0	2	10	12
04:15	0	0	0	0	0	16:00	0	0	1	5	6	0	0	1	5	6	0	0	1	5	6
04:30	0	0	0	0	0	16:15	0	0	1	4	5	0	0	1	4	5	0	0	1	4	5
04:45	0	0	0	0	0	16:30	0	0	3	5	8	0	0	3	5	8	0	0	3	5	8
05:00	0	0	0	0	0	16:45	0	0	7	12	16	0	0	7	12	16	0	0	7	12	16
05:15	0	0	0	1	1	17:00	0	0	8	4	12	0	0	8	4	12	0	0	8	4	12
05:30	0	0	0	0	0	17:15	0	0	2	6	8	0	0	2	6	8	0	0	2	6	8
05:45	0	0	0	0	0	17:30	0	0	2	3	5	0	0	2	3	5	0	0	2	3	5
06:00	0	0	0	0	0	17:45	0	0	0	0	0	0	0	0	0	0	0	0	0	0	0
06:15	0	0	1	2	2	18:00	0	0	3	5	8	0	0	3	5	8	0	0	3	5	8
06:30	0	0	0	1	1	18:15	0	0	5	7	12	0	0	5	7	12	0	0	5	7	12
06:45	0	0	0	1	1	18:30	0	0	2	2	4	0	0	2	2	4	0	0	2	2	4
07:00	0	0	0	3	3	18:45	0	0	1	11	12	0	0	1	11	12	0	0	1	11	12
07:15	0	0	0	4	4	19:00	0	0	3	3	6	0	0	3	3	6	0	0	3	3	6
07:30	0	0	0	1	1	19:15	0	0	1	1	2	0	0	1	1	2	0	0	1	1	2
07:45	0	0	0	3	3	19:30	0	0	4	1	5	0	0	4	1	5	0	0	4	1	5
08:00	0	0	0	8	8	19:45	0	0	3	11	14	0	0	3	11	14	0	0	3	11	14
08:15	0	0	0	4	4	20:00	0	0	0	0	0	0	0	0	0	0	0	0	0	0	0
08:30	0	0	0	5	5	20:15	0	0	1	1	2	0	0	1	1	2	0	0	1	1	2
08:45	0	0	0	6	6	20:30	0	0	1	3	4	0	0	1	3	4	0	0	1	3	4
09:00	0	0	0	17	17	20:45	0	0	1	3	4	0	0	1	3	4	0	0	1	3	4
09:15	0	0	3	4	7	21:00	0	0	2	4	6	0	0	2	4	6	0	0	2	4	6
09:30	0	0	0	1	1	21:15	0	0	1	0	1	0	0	1	0	1	0	0	1	0	1
09:45	0	0	0	2	2	21:30	0	0	1	0	1	0	0	1	0	1	0	0	1	0	1
10:00	0	0	0	1	1	21:45	0	0	1	1	2	0	0	1	1	2	0	0	1	1	2
10:15	0	0	0	8	8	22:00	0	0	2	2	4	0	0	2	2	4	0	0	2	2	4
10:30	0	0	0	4	4	22:15	0	0	2	0	2	0	0	2	0	2	0	0	2	0	2
10:45	0	0	0	3	3	22:30	0	0	0	0	0	0	0	0	0	0	0	0	0	0	0
11:00	0	0	0	0	0	22:45	0	0	0	4	4	0	0	0	4	4	0	0	0	4	4
11:15	0	0	0	2	2	23:00	0	0	1	0	1	0	0	1	0	1	0	0	1	0	1
11:30	0	0	0	2	2	23:15	0	0	1	0	1	0	0	1	0	1	0	0	1	0	1
11:45	0	0	0	1	1	23:30	0	0	1	0	1	0	0	1	0	1	0	0	1	0	1
11:45	0	0	0	8	8	23:45	0	0	1	4	5	0	0	1	4	5	0	0	1	4	5
TOTALS	52				87	TOTALS	98				142	240									
SPLIT %	37.4%				62.6%	SPLIT %	40.8%				59.2%	63.3%									
<b>DAILY TOTALS</b>										NB		SB		EB		WB		Total			
										0		0		150		229		379			
AM Peak Hour	07:30				07:30	PM Peak Hour	16:30				16:30	16:30									
AM Pk Volume	18				21	PM Pk Volume	20				24	44									
Pk Hr Factor	0.643				0.656	Pk Hr Factor	0.625				0.667	0.688									
7 - 9 Volume	0				0	4 - 6 Volume	0				0	67									
7 - 9 Peak Hour	07:30				07:30	4 - 6 Peak Hour	16:30				16:30	16:30									
7 - 9 Pk Volume	0				0	4 - 6 Pk Volume	0				0	44									
Pk Hr Factor	0.000				0.000	Pk Hr Factor	0.000				0.000	0.688									

**SPEED**

Prepared by National Data & Surveying Services  
 SW 59th St Bet. SW 117th Ave & SW 116th Terrace

Day: Thursday  
 Date: 6/8/2023

City: Cooper City  
 Project #: FL23\_140259\_009e

East Bound														
Time	< 15	15 - 19	20 - 24	25 - 29	30 - 34	35 - 39	40 - 44	45 - 49	50 - 54	55 - 59	60 - 64	65 - 69	70 +	Total
00:00 AM	0	0	0	0	0	0	0	0	0	0	0	0	0	0
00:15	0	0	0	0	0	0	0	0	0	0	0	0	0	0
00:30	0	0	0	0	0	0	0	0	0	0	0	0	0	0
00:45	0	0	0	0	0	0	0	0	0	0	0	0	0	0
01:00	0	0	0	0	0	0	0	0	0	0	0	0	0	0
01:15	0	0	0	0	0	0	0	0	0	0	0	0	0	0
01:30	0	0	0	0	0	0	0	0	0	0	0	0	0	0
01:45	0	0	0	0	0	0	0	0	0	0	0	0	0	0
02:00	0	0	0	0	0	0	0	0	0	0	0	0	0	0
02:15	0	0	0	0	0	0	0	0	0	0	0	0	0	0
02:30	0	0	0	0	0	0	0	0	0	0	0	0	0	0
02:45	0	0	0	0	0	0	0	0	0	0	0	0	0	0
03:00	0	0	0	0	0	0	0	0	0	0	0	0	0	0
03:15	0	0	0	0	0	0	0	0	0	0	0	0	0	0
03:30	0	0	0	0	0	0	0	0	0	0	0	0	0	0
03:45	0	0	0	0	0	0	0	0	0	0	0	0	0	0
04:00	0	0	0	0	0	0	0	0	0	0	0	0	0	0
04:15	0	0	0	0	0	0	0	0	0	0	0	0	0	0
04:30	0	0	0	0	0	0	0	0	0	0	0	0	0	0
04:45	0	0	0	0	0	0	0	0	0	0	0	0	0	0
05:00	0	0	0	0	0	0	0	0	0	0	0	0	0	0
05:15	0	0	0	0	0	0	0	0	0	0	0	0	0	0
05:30	0	0	0	0	0	0	0	0	0	0	0	0	0	0
05:45	0	0	0	0	0	0	0	0	0	0	0	0	0	0
06:00	0	0	0	0	0	0	0	0	0	0	0	0	0	0
06:15	0	1	0	0	0	0	0	0	0	0	0	0	0	1
06:30	0	0	0	0	0	0	0	0	0	0	0	0	0	0
06:45	0	0	1	0	1	0	0	0	0	0	0	0	0	2
07:00	0	1	0	0	0	0	0	0	0	0	0	0	0	1
07:15	0	1	0	0	0	0	0	0	0	0	0	0	0	1
07:30	1	0	1	2	0	0	0	0	0	0	0	0	0	4
07:45	0	0	0	0	0	0	0	0	0	0	0	0	0	0
08:00	0	1	0	1	0	0	0	0	0	0	0	0	0	2
08:15	0	1	2	0	0	0	0	0	0	0	0	0	0	3
08:30	0	1	0	0	0	0	0	0	0	0	0	0	0	1
08:45	1	0	0	1	0	0	0	0	0	0	0	0	0	2
09:00	0	1	1	0	0	0	0	0	0	0	0	0	0	2
09:15	1	1	0	0	1	0	0	0	0	0	0	0	0	3
09:30	1	0	0	0	0	0	0	0	0	0	0	0	0	1
09:45	0	0	2	0	0	0	0	0	0	0	0	0	0	2
10:00	0	0	1	0	0	0	0	0	0	0	0	0	0	1
10:15	0	3	1	0	0	0	0	0	0	0	0	0	0	4
10:30	0	0	0	0	0	0	0	0	0	0	0	0	0	0
10:45	0	0	0	1	0	0	0	0	0	0	0	0	0	1
11:00	1	1	0	0	0	0	0	0	0	0	0	0	0	2
11:15	1	0	0	0	0	0	0	0	0	0	0	0	0	1
11:30	1	1	1	0	0	0	0	0	0	0	0	0	0	3
11:45	0	1	1	1	0	0	0	0	0	0	0	0	0	3
12:00 PM	0	1	1	0	0	0	0	0	0	0	0	0	0	1
12:15	0	0	1	0	0	0	0	0	0	0	0	0	0	1
12:30	0	0	0	0	0	0	0	0	0	0	0	0	0	0
12:45	0	1	0	0	0	0	0	0	0	0	0	0	0	1
13:00	1	1	0	0	0	0	0	0	0	0	0	0	0	2
13:15	0	0	1	0	0	0	0	0	0	0	0	0	0	1
13:30	2	2	0	0	0	0	0	0	0	0	0	0	0	4
13:45	0	0	0	0	0	0	0	0	0	0	0	0	0	0
14:00	0	0	0	0	0	0	0	0	0	0	0	0	0	0
14:15	1	0	4	0	0	0	0	0	0	0	0	0	0	5
14:30	1	2	1	0	0	0	0	0	0	0	0	0	0	4
14:45	0	2	2	2	0	0	0	0	0	0	0	0	0	4
15:00	0	2	0	0	0	0	0	0	0	0	0	0	0	2
15:15	0	1	0	0	0	0	0	0	0	0	0	0	0	1
15:30	1	1	1	0	0	0	0	0	0	0	0	0	0	3
15:45	0	1	0	3	0	0	0	0	0	0	0	0	0	4
16:00	0	1	0	0	0	0	0	0	0	0	0	0	0	1
16:15	1	0	0	0	0	0	0	0	0	0	0	0	0	1
16:30	0	0	1	0	0	0	0	0	0	0	0	0	0	1
16:45	0	0	1	1	0	0	0	0	0	0	0	0	0	2
17:00	0	0	1	0	0	0	0	0	0	0	0	0	0	1
17:15	1	0	3	1	0	0	0	0	0	0	0	0	0	5
17:30	0	2	3	0	0	0	0	0	0	0	0	0	0	5
17:45	0	3	1	1	0	0	0	0	0	0	0	0	0	5
18:00	0	0	0	0	0	0	0	0	0	0	0	0	0	0
18:15	1	1	0	0	0	0	0	0	0	0	0	0	0	2
18:30	0	1	1	0	0	0	0	0	0	0	0	0	0	2
18:45	3	0	0	0	0	0	0	0	0	0	0	0	0	3
19:00	1	0	1	0	0	0	0	0	0	0	0	0	0	2
19:15	2	1	0	0	0	0	0	0	0	0	0	0	0	3
19:30	1	1	1	0	0	0	0	0	0	0	0	0	0	3
19:45	1	2	1	0	0	0	0	0	0	0	0	0	0	4
20:00	3	1	0	0	0	0	0	0	0	0	0	0	0	4
20:15	0	0	0	0	0	0	0	0	0	0	0	0	0	0
20:30	0	0	0	0	0	0	0	0	0	0	0	0	0	0
20:45	2	2	0	0	0	0	0	0	0	0	0	0	0	4
21:00	0	1	0	0	0	0	0	0	0	0	0	0	0	1
21:15	0	0	0	0	0	0	0	0	0	0	0	0	0	0
21:30	0	0	1	0	0	0	0	0	0	0	0	0	0	1
21:45	0	0	0	0	0	0	0	0	0	0	0	0	0	0
22:00	0	0	1	0	0	0	0	0	0	0	0	0	0	1
22:15	0	0	0	0	0	0	0	0	0	0	0	0	0	0
22:30	0	0	2	0	0	0	0	0	0	0	0	0	0	2
22:45	0	0	0	0	0	0	0	0	0	0	0	0	0	0
23:00	0	1	0	0	0	0	0	0	0	0	0	0	0	1
23:15	0	0	0	0	0	0	0	0	0	0	0	0	0	0
23:30	1	0	0	0	0	0	0	0	0	0	0	0	0	1
23:45	0	0	0	0	0	0	0	0	0	0	0	0	0	0
<b>Totals</b>	<b>30</b>	<b>45</b>	<b>42</b>	<b>11</b>	<b>1</b>									<b>129</b>
<b>% of Totals</b>	<b>23%</b>	<b>35%</b>	<b>33%</b>	<b>9%</b>	<b>1%</b>									<b>100%</b>
<b>AM Volumes</b>	7	14	13	5	1	0	0	0	0	0	0	0	0	40
<b>% AM</b>	5%	11%	10%	4%	1%									31%
<b>AM Peak Hour</b>	08:45	10:15	07:30	06:45	06:00									07:30
<b>Volume</b>	3	4	4	4	2	1								3
<b>PM Volumes</b>	23	31	29	0	0	0	0	0	0	0	0	0	0	89
<b>% PM</b>	18%	24%	22%	5%										69%
<b>PM Peak Hour</b>	18:45	14:30	16:45	15:00										17:00
<b>Volume</b>	7	7	8	3										16
<b>Directional Peak Periods</b>	<b>AM 7-9</b>				<b>NOON 12-2</b>				<b>PM 4-6</b>				<b>Off Peak Volumes</b>	
<b>All Classes</b>	<b>Volume</b>	<b>%</b>		<b>Volume</b>	<b>%</b>		<b>Volume</b>	<b>%</b>		<b>Volume</b>	<b>%</b>		<b>%</b>	<b>%</b>
	14	←→	11%	11	←→	9%	21	←→	16%	83	←→	64%		

Street Name	Direction	Percentiles					
		15th	50th	Average	85th	95th	ADT
SW 59th St	East Bound	11	19	18	24	28	129
SW 59th St	West Bound	18	24	24	33	228	

## SPEED

SW 59th St Bet. SW 117th Ave & SW 116th Terrace

Day: Thursday  
Date: 6/8/2023

City: Cooper City  
Project #: FL23\_140259\_009w

West Bound

Time	< 15	15 - 19	20 - 24	25 - 29	30 - 34	35 - 39	40 - 44	45 - 49	50 - 54	55 - 59	60 - 64	65 - 69	70 +	Total
00:00 AM	0	0	0	0	0	0	0	0	0	0	0	0	0	0
00:15	0	0	0	0	0	0	0	0	0	0	0	0	0	0
00:30	0	0	0	1	0	0	0	0	0	0	0	0	0	1
00:45	0	0	0	0	0	0	0	0	0	0	0	0	0	0
01:00	0	0	0	0	0	0	0	0	0	0	0	0	0	0
01:15	0	0	0	1	0	0	0	0	0	0	0	0	0	1
01:30	0	0	0	0	0	0	0	0	0	0	0	0	0	0
01:45	0	0	0	0	0	0	0	0	0	0	0	0	0	0
02:00	0	0	0	0	0	0	0	0	0	0	0	0	0	0
02:15	0	0	0	0	0	0	0	0	0	0	0	0	0	0
02:30	0	0	0	0	0	0	0	0	0	0	0	0	0	0
02:45	0	0	0	0	0	0	0	0	0	0	0	0	0	0
03:00	0	0	0	0	0	0	0	0	0	0	0	0	0	0
03:15	0	0	0	0	0	0	0	0	0	0	0	0	0	0
03:30	0	0	0	0	0	0	0	0	0	0	0	0	0	0
03:45	0	0	0	0	0	0	0	0	0	0	0	0	0	0
04:00	0	0	0	0	0	0	0	0	0	0	0	0	0	0
04:15	0	0	0	0	0	0	0	0	0	0	0	0	0	0
04:30	0	0	0	0	0	0	0	0	0	0	0	0	0	0
04:45	0	0	0	0	0	0	0	0	0	0	0	0	0	0
05:00	0	0	0	0	0	0	0	0	0	0	0	0	0	0
05:15	0	0	0	0	0	0	0	0	0	0	0	0	0	0
05:30	0	0	0	1	0	0	0	0	0	0	0	0	0	1
05:45	0	0	1	0	0	0	0	0	0	0	0	0	0	1
06:00	0	0	1	0	0	0	0	0	0	0	0	0	0	1
06:15	0	0	1	0	1	0	0	0	0	0	0	0	0	2
06:30	0	0	0	0	0	0	0	0	0	0	0	0	0	0
06:45	1	1	0	1	0	0	0	0	0	0	0	0	0	3
07:00	0	2	1	0	0	0	0	0	0	0	0	0	0	3
07:15	0	2	3	1	0	0	0	0	0	0	0	0	0	6
07:30	0	1	1	1	0	0	0	0	0	0	0	0	0	4
07:45	1	0	0	1	0	0	0	0	0	0	0	0	0	2
08:00	0	0	3	1	0	1	0	0	0	0	0	0	0	5
08:15	0	0	2	3	0	0	0	0	0	0	0	0	0	5
08:30	0	0	2	2	1	0	0	0	0	0	0	0	0	5
08:45	1	0	1	1	0	0	0	0	0	0	0	0	0	4
09:00	2	1	1	1	0	0	0	0	0	0	0	0	0	5
09:15	0	1	2	1	0	0	0	0	0	0	0	0	0	4
09:30	0	0	1	2	0	0	0	0	0	0	0	0	0	3
09:45	0	1	0	3	0	0	0	0	0	0	0	0	0	4
10:00	0	0	2	0	1	0	0	0	0	0	0	0	0	3
10:15	0	1	2	3	0	0	0	0	0	0	0	0	0	6
10:30	0	0	0	2	0	0	0	0	0	0	0	0	0	2
10:45	0	0	0	2	1	0	0	0	0	0	0	0	0	5
11:00	0	0	1	0	0	0	0	0	0	0	0	0	0	1
11:15	1	1	1	1	0	0	0	0	0	0	0	0	0	4
11:30	0	2	0	2	0	0	0	0	0	0	0	0	0	4
11:45	0	0	0	1	0	0	0	0	0	0	0	0	0	1
12:00 PM	0	0	2	1	0	0	0	0	0	0	0	0	0	3
12:15	1	0	1	2	0	0	0	0	0	0	0	0	0	4
12:30	1	2	0	0	0	0	0	0	0	0	0	0	0	3
12:45	0	0	2	0	0	0	0	0	0	0	0	0	0	2
13:00	0	0	0	1	0	0	0	0	0	0	0	0	0	1
13:15	0	1	1	0	0	0	0	0	0	0	0	0	0	2
13:30	0	0	3	3	0	0	0	0	0	0	0	0	0	6
13:45	1	1	1	0	0	0	0	0	0	0	0	0	0	3
14:00	1	1	3	2	0	0	0	0	0	0	0	0	0	7
14:15	0	0	3	3	0	0	0	0	0	0	0	0	0	6
14:30	0	0	0	2	0	0	0	0	0	0	0	0	0	2
14:45	0	0	0	0	0	0	0	0	0	0	0	0	0	0
15:00	0	1	0	4	0	0	0	0	0	0	0	0	0	5
15:15	0	0	0	0	0	0	0	0	0	0	0	0	0	0
15:30	0	0	1	0	1	0	0	0	0	0	0	0	0	2
15:45	0	0	1	2	0	0	0	0	0	0	0	0	0	3
16:00	0	0	5	2	2	0	0	0	0	0	0	0	0	9
16:15	0	0	3	0	0	0	0	0	0	0	0	0	0	3
16:30	0	0	3	0	0	0	0	0	0	0	0	0	0	3
16:45	0	1	0	1	2	0	0	0	0	0	0	0	0	4
17:00	0	1	0	4	1	0	0	0	0	0	0	0	0	6
17:15	0	1	0	3	1	0	0	0	0	0	0	0	0	5
17:30	0	0	0	6	0	0	0	0	0	0	0	0	0	6
17:45	0	1	3	1	2	0	0	0	0	0	0	0	0	4
18:00	0	0	2	2	1	0	0	0	0	0	0	0	0	5
18:15	1	2	2	1	0	0	0	0	0	0	0	0	0	6
18:30	0	1	3	1	1	0	0	0	0	0	0	0	0	6
18:45	0	0	1	3	0	0	0	0	0	0	0	0	0	4
19:00	0	0	0	0	1	0	0	0	0	0	0	0	0	1
19:15	0	0	0	0	0	0	0	0	0	0	0	0	0	2
19:30	5	0	2	0	0	0	0	0	0	0	0	0	0	7
19:45	0	1	2	0	0	0	0	0	0	0	0	0	0	3
20:00	0	0	1	0	0	0	0	0	0	0	0	0	0	1
20:15	1	1	0	0	0	0	0	0	0	0	0	0	0	2
20:30	0	0	4	1	1	0	0	0	0	0	0	0	0	6
20:45	0	0	2	0	0	0	0	0	0	0	0	0	0	2
21:00	0	1	0	0	0	0	0	0	0	0	0	0	0	1
21:15	0	1	0	1	1	0	0	0	0	0	0	0	0	3
21:30	0	0	1	1	0	1	0	0	0	0	0	0	0	3
21:45	1	0	0	0	0	0	0	0	0	0	0	0	0	1
22:00	0	0	1	0	0	1	0	0	0	0	0	0	0	2
22:15	0	1	1	0	0	0	0	0	0	0	0	0	0	2
22:30	0	1	0	0	0	0	0	0	0	0	0	0	0	1
22:45	0	0	0	0	0	0	0	0	0	0	0	0	0	0
23:00	0	0	0	0	0	0	0	0	0	0	0	0	0	0
23:15	0	0	0	0	0	0	0	0	0	0	0	0	0	0
23:30	0	0	0	0	0	0	0	0	0	0	0	0	0	0
23:45	0	0	1	0	0	0	0	0	0	0	0	0	0	1
<b>Totals</b>	<b>18</b>	<b>30</b>	<b>77</b>	<b>81</b>	<b>20</b>	<b>2</b>	<b></b>	<b></b>	<b></b>	<b></b>	<b></b>	<b></b>	<b></b>	<b>228</b>
% of Totals	8%	13%	34%	36%	9%	1%								100%

AM Peak Hour	Volume	%	PM Peak Hour	Volume	%
08:15 - 08:45	3	4%	17:45 - 18:15	6	8%
08:45 - 09:15	4	5%	18:15 - 18:45	4	5%
09:15 - 09:45	3	4%	18:45 - 19:15	2	3%
09:45 - 10:15	3	4%	19:15 - 19:45	2	3%
10:15 - 10:45	3	4%	19:45 - 20:15	1	1%
10:45 - 11:15	3	4%	20:15 - 20:45	0	0%
11:15 - 11:45	3	4%	20:45 - 21:15	0	0%
11:45 - 12:15	3	4%	21:15 - 21:45	0	0%
12:15 - 12:45	3	4%	21:45 - 22:15	0	0%
12:45 - 13:15	3	4%	22:15 - 22:45	0	0%
13:15 - 13:45	3	4%	22:45 - 23:15	0	0%
13:45 - 14:15	3	4%	23:15 - 23:45	0	0%
14:15 - 14:45	3	4%			
14:45 - 15:15	3	4%			
15:15 - 15:45	3	4%			
15:45 - 16:15	3	4%			
16:15 - 16:45	3	4%			
16:45 - 17:15	3	4%			
17:15 - 17:45	3	4%			
17:45 - 18:15	3	4%			

Directional Peak Periods		AM 7-9		NOON 12-2		PM 4-6		Off Peak Volumes	
All Classes	Volume	%	All Classes	Volume	%	All Classes	Volume	%	All Classes
←→	34	15%	←→	22	10%	←→	40	18%	←→
							132	58%	

Street Name		Percentiles					
Direction	15th	50th	Average	85th	95th	ADT	
SW 59th St East Bound	11	19	18	24	28	129	
SW 59th St West Bound	18	24	24	29	33	228	

Summary

Time	< 15	15 - 19	20 - 24	25 - 29	30 - 34	35 - 39	40 - 44	45 - 49	50 - 54	55 - 59	60 - 64	65 - 69	70 +	Total
00:00 AM	0	0	0	0	0	0	0	0	0	0	0	0	0	0
00:15	0	0	0	0	0	0	0	0	0	0	0	0	0	0
00:30	0	0	0	1	0	0	0	0	0	0	0	0	0	1
00:45	0	0	0	0	0	0	0	0	0	0	0	0	0	0
01:00	0	0	0	0	0	0	0	0	0	0	0	0	0	0
01:15	0	0	0	1	0	0	0	0	0	0	0	0	0	1
01:30	0	0	0	0	0	0	0	0	0	0	0	0	0	0
01:45	0	0	0	0	0	0	0	0	0	0	0	0	0	0
02:00	0	0	0	0	0	0	0	0	0	0	0	0	0	0
02:15	0	0	0	0	0	0	0	0	0	0	0	0	0	0
02:30	0	0	0	0	0	0	0	0	0	0	0	0	0	0
02:45	0	0	0	0	0	0	0	0	0	0	0	0	0	0
03:00	0	0	0	0	0	0	0	0	0	0	0	0	0	0
03:15	0	0	0	0	0	0	0	0	0	0	0	0	0	0
03:30	0	0	0	0	0	0	0	0	0	0	0	0	0	0
03:45	0	0	0	0	0	0	0	0	0	0	0	0	0	0
04:00	0	0	0	0	0	0	0	0	0	0	0	0	0	0
04:15	0	0	0	0	0	0	0	0	0	0	0	0	0	0
04:30	0	0	0	0	0	0	0	0	0	0	0	0	0	0
04:45	0	0	0	0	0	0	0	0	0	0	0	0	0	0
05:00	0	0	0	0	0	0	0	0	0	0	0	0	0	0
05:15	0	0	0	0	0	0	0	0	0	0	0	0	0	0
05:30	0	0	0	1	0	0	0	0	0	0	0	0	0	1
05:45	0	0	1	0	0	0	0	0	0	0	0	0	0	1
06:00	0	0	1	0	0	0	0	0	0	0	0	0	0	1
06:15	0	1	1	0	1	0	0	0	0	0	0	0	0	3
06:30	0	0	0	0	0	0	0	0	0	0	0	0	0	0
06:45	1	1	1	1	1	0	0	0	0	0	0	0	0	5
07:00	0	3	1	0	0	0	0	0	0	0	0	0	0	4
07:15	0	1	2	3	1	0	0	0	0	0	0	0	0	7
07:30	1	1	2	3	1	0	0	0	0	0	0	0	0	8
07:45	1	0	0	1	0	0	0	0	0	0	0	0	0	2
08:00	0	1	3	3	1	0	0	0	0	0	0	0	0	7
08:15	0	1	4	3	0	0	0	0	0	0	0	0	0	8
08:30	0	1	2	2	1	0	0	0	0	0	0	0	0	6
08:45	2	0	1	2	1	0	0	0	0	0	0	0	0	6
09:00	2	2	2	1	0	0	0	0	0	0	0	0	0	7
09:15	1	2	2	2	0	0	0	0	0	0	0	0	0	7
09:30	1	0	1	2	0	0	0	0	0	0	0	0	0	4
09:45	0	1	2	3	0	0	0	0	0	0	0	0	0	6
10:00	0	0	3	0	1	0	0	0	0	0	0	0	0	4
10:15	0	4	3	3	0	0	0	0	0	0	0	0	0	10
10:30	0	0	0	2	0	0	0	0	0	0	0	0	0	2
10:45	0	0	3	2	1	0	0	0	0	0	0	0	0	6
11:00	1	1	1	0	0	0	0	0	0	0	0	0	0	3
11:15	2	1	1	1	0	0	0	0	0	0	0	0	0	5
11:30	1	3	1	0	2	0	0	0	0	0	0	0	0	7
11:45	0	1	1	2	0	0	0	0	0	0	0	0	0	4
12:00 PM	0	1	3	1	0	0	0	0	0	0	0	0	0	5
12:15	0	0	2	2	0	0	0	0	0	0	0	0	0	5
12:30	1	2	0	0	0	0	0	0	0	0	0	0	0	3
12:45	0	1	2	0	0	0	0	0	0	0	0	0	0	3
13:00	1	1	0	1	0	0	0	0	0	0	0	0	0	3
13:15	0	1	2	0	0	0	0	0	0	0	0	0	0	3
13:30	2	2	3	1	0	0	0	0	0	0	0	0	0	8
13:45	1	1	1	0	0	0	0	0	0	0	0	0	0	3
14:00	1	1	3	2	0	0	0	0	0	0	0	0	0	7
14:15	1	0	7	3	0	0	0	0	0	0	0	0	0	11
14:30	1	2	1	2	0	0	0	0	0	0	0	0	0	6
14:45	0	2	2	0	0	0	0	0	0	0	0	0	0	4
15:00	0	3	0	4	0	0	0	0	0	0	0	0	0	7
15:15	0	1	0	0	0	0	0	0	0	0	0	0	0	1
15:30	1	1	2	0	1	0	0	0	0	0	0	0	0	5
15:45	0	1	1	5	0	0	0	0	0	0	0	0	0	7
16:00	0	1	5	2	2	0	0	0	0	0	0	0	0	10
16:15	1	0	3	1	0	0	0	0	0	0	0	0	0	4
16:30	0	0	4	0	0	0	0	0	0	0	0	0	0	4
16:45	0	1	1	2	2	0	0	0	0	0	0	0	0	6
17:00	0	1	1	4	1	0	0	0	0	0	0	0	0	7
17:15	1	1	3	4	1	0	0	0	0	0	0	0	0	10
17:30	0	2	3	6	0	0	0	0	0	0	0	0	0	11
17:45	0	4	2	3	0	0	0	0	0	0	0	0	0	8
18:00	0	0	2	2	1	0	0	0	0	0	0	0	0	5
18:15	2	3	2	1	0	0	0	0	0	0	0	0	0	8
18:30	0	2	4	1	1	0	0	0	0	0	0	0	0	8
18:45	3	0	1	3	0	0	0	0	0	0	0	0	0	7
19:00	1	0	1	1	0	0	0	0	0	0	0	0	0	3
19:15	2	1	2	0	0	0	0	0	0	0	0	0	0	5
19:30	6	1	3	0	0	0	0	0	0	0	0	0	0	10
19:45	1	3	3	0	0	0	0	0	0	0	0	0	0	7
20:00	3	1	1	0	0	0	0	0	0	0	0	0	0	5
20:15	1	1	0	0	0	0	0	0	0	0	0	0	0	2
20:30	0	0	1	1	1	0	0	0	0	0	0	0	0	3
20:45	2	2	2	0	0	0	0	0	0	0	0	0	0	6
21:00	0	2	0	0	0	0	0	0	0	0	0	0	0	2
21:15	0	1	0	1	1	0	0	0	0	0	0	0	0	3
21:30	0	0	2	1	0	1	0	0	0	0	0	0	0	4
21:45	1	0	0	0	0	0	0	0	0	0	0	0	0	1
22:00	0	0	0	0	0	1	0	0	0	0	0	0	0	3
22:15	0	1	1	0	0	0	0	0	0	0	0	0	0	2
22:30	0	1	2	0	0	0	0	0	0	0	0	0	0	3
22:45	0	0	0	0	0	0	0	0	0	0	0	0	0	0
23:00	0	1	0	0	0	0	0	0	0	0	0	0	0	1
23:15	0	0	0	0	0	0	0	0	0	0	0	0	0	0
23:30	1	0	0	0	0	0	0	0	0	0	0	0	0	1
23:45	0	0	1	0	0	0	0	0	0	0	0	0	0	1
<b>Totals</b>	<b>48</b>	<b>75</b>	<b>119</b>	<b>92</b>	<b>21</b>	<b>2</b>								<b>357</b>
% of Totals	13%	21%	33%	26%	6%	1%								100%
<b>AM Volumes</b>	33	23	38	39	11	0	0	0	0	0	0	0	0	124
% AM	4%	7%	11%	11%	3%									35%
<b>AM Peak Hour</b>	08:45	06:45	08:00	07:15	06:45									08:00
Volume	6	6	9	11	3									22
<b>PM Volumes</b>	35	50	81	53	10	2	0	0	0	0	0	0	0	231
% PM	10%	14%	23%	15%	3%	1%								65%
<b>PM Peak Hour</b>	18:45	17:30	19:30	17:45	16:00	21:45								17:45
Volume	12	9	14	17	4	2								37
<b>Directional Peak Periods</b>	<b>AM 7-9</b>			<b>NOON 12-2</b>			<b>PM 4-6</b>			<b>Off Peak Volumes</b>				
All Classes	Volume	%		Volume	%		Volume	%		Volume	%			
	48	13%		33	9%		61	17%		215	60%			
<b>Street Name</b>	<b>Direction</b>	<b>15th</b>	<b>50th</b>	<b>Average</b>		<b>85th</b>	<b>95th</b>	<b>ADT</b>						
SW 59th St	Summary	15	22	22		28	31	357						

# SPEED

SW 59th St Bet. SW 117th Ave & SW 116th Terrace

Day: Thursday

Date: 6/8/2023

City: Cooper City

Project #: FL23\_140259\_009e

**East Bound**

Time	< 15	15 - 19	20 - 24	25 - 29	30 - 34	35 - 39	40 - 44	45 - 49	50 - 54	55 - 59	60 - 64	65 - 69	70 +	Total
00:00 AM	0	0	0	0	0	0	0	0	0	0	0	0	0	0
01:00	0	0	0	0	0	0	0	0	0	0	0	0	0	0
02:00	0	0	0	0	0	0	0	0	0	0	0	0	0	0
03:00	0	0	0	0	0	0	0	0	0	0	0	0	0	0
04:00	0	0	0	0	0	0	0	0	0	0	0	0	0	0
05:00	0	0	0	0	0	0	0	0	0	0	0	0	0	0
06:00	0	1	1	0	1	0	0	0	0	0	0	0	0	3
07:00	1	2	1	2	0	0	0	0	0	0	0	0	0	6
08:00	1	3	3	1	0	0	0	0	0	0	0	0	0	8
09:00	2	2	3	1	0	0	0	0	0	0	0	0	0	8
10:00	0	3	3	0	0	0	0	0	0	0	0	0	0	6
11:00	3	3	2	1	0	0	0	0	0	0	0	0	0	9
12:00 PM	0	2	2	0	0	0	0	0	0	0	0	0	0	4
13:00	3	3	1	0	0	0	0	0	0	0	0	0	0	7
14:00	2	4	7	0	0	0	0	0	0	0	0	0	0	13
15:00	1	5	1	3	0	0	0	0	0	0	0	0	0	10
16:00	1	1	2	1	0	0	0	0	0	0	0	0	0	5
17:00	1	5	8	2	0	0	0	0	0	0	0	0	0	16
18:00	4	2	1	0	0	0	0	0	0	0	0	0	0	7
19:00	5	4	3	0	0	0	0	0	0	0	0	0	0	12
20:00	5	3	0	0	0	0	0	0	0	0	0	0	0	8
21:00	0	1	1	0	0	0	0	0	0	0	0	0	0	2
22:00	0	0	3	0	0	0	0	0	0	0	0	0	0	3
23:00	1	1	0	0	0	0	0	0	0	0	0	0	0	2
<b>Totals</b>	<b>30</b>	<b>45</b>	<b>42</b>	<b>11</b>	<b>1</b>									<b>129</b>
<b>% of Totals</b>	23%	35%	33%	9%	1%									100%

<b>AM Volumes</b>	7	14	13	5	1	0	0	0	0	0	0	0	0	40
<b>% AM</b>	5%	11%	10%	4%	1%									31%
<b>AM Peak Hour</b>	11:00	08:00	08:00	07:00	06:00									11:00
<b>Volume</b>	3	3	3	2	1									9
<b>PM Volumes</b>	23	31	29	6	0	0	0	0	0	0	0	0	0	89
<b>% PM</b>	18%	24%	22%	5%										69%
<b>PM Peak Hour</b>	19:00	15:00	17:00	15:00										17:00
<b>Volume</b>	5	5	8	3										16

Directional Peak Periods All Speeds	AM 7-9		NOON 12-2		PM 4-6		Off Peak Volumes	
	Volume	%	Volume	%	Volume	%	Volume	%
	14	↔ 11%	11	↔ 9%	21	↔ 16%	83	↔ 64%

Street Name	Direction	Percentiles					ADT
		15th	50th	Average	85th	95th	
SW 59th St	East Bound	11	19	18	24	28	129
SW 59th St	West Bound	18	24	24	29	33	228

# SPEED

SW 59th St Bet. SW 117th Ave & SW 116th Terrace

Day: Thursday

Date: 6/8/2023

City: Cooper City

Project #: FL23\_140259\_009w

## West Bound

Time	< 15	15 - 19	20 - 24	25 - 29	30 - 34	35 - 39	40 - 44	45 - 49	50 - 54	55 - 59	60 - 64	65 - 69	70 +	Total
00:00 AM	0	0	0	1	0	0	0	0	0	0	0	0	0	1
01:00	0	0	0	1	0	0	0	0	0	0	0	0	0	1
02:00	0	0	0	0	0	0	0	0	0	0	0	0	0	0
03:00	0	0	0	0	0	0	0	0	0	0	0	0	0	0
04:00	0	0	0	0	0	0	0	0	0	0	0	0	0	0
05:00	0	0	1	1	0	0	0	0	0	0	0	0	0	2
06:00	1	1	2	1	1	0	0	0	0	0	0	0	0	6
07:00	1	3	4	5	2	0	0	0	0	0	0	0	0	15
08:00	1	0	6	9	3	0	0	0	0	0	0	0	0	19
09:00	2	3	4	7	0	0	0	0	0	0	0	0	0	16
10:00	0	1	6	7	2	0	0	0	0	0	0	0	0	16
11:00	1	3	2	2	2	0	0	0	0	0	0	0	0	10
12:00 PM	2	2	5	3	0	0	0	0	0	0	0	0	0	12
13:00	1	2	5	2	0	0	0	0	0	0	0	0	0	10
14:00	1	1	6	7	0	0	0	0	0	0	0	0	0	15
15:00	0	1	2	6	1	0	0	0	0	0	0	0	0	10
16:00	0	1	11	3	4	0	0	0	0	0	0	0	0	19
17:00	0	3	1	15	2	0	0	0	0	0	0	0	0	21
18:00	1	3	8	7	2	0	0	0	0	0	0	0	0	21
19:00	5	1	6	1	0	0	0	0	0	0	0	0	0	13
20:00	1	1	4	1	0	0	0	0	0	0	0	0	0	7
21:00	1	2	1	2	1	1	0	0	0	0	0	0	0	8
22:00	0	2	2	0	0	1	0	0	0	0	0	0	0	5
23:00	0	0	1	0	0	0	0	0	0	0	0	0	0	1
<b>Totals</b>	<b>18</b>	<b>30</b>	<b>77</b>	<b>81</b>	<b>20</b>	<b>2</b>								<b>228</b>
% of Totals	8%	13%	34%	36%	9%	1%								100%

AM Volumes	6	11	25	34	10	0	0	0	0	0	0	0	0	86
% AM	3%	5%	11%	15%	4%									38%
AM Peak Hour	09:00	07:00	08:00	08:00	08:00									08:00
Volume	2	3	6	9	3									19
PM Volumes	12	19	52	47	10	2	0	0	0	0	0	0	0	142
% PM	5%	8%	23%	21%	4%	1%								62%
PM Peak Hour	19:00	17:00	16:00	17:00	16:00	21:00								17:00
Volume	5	3	11	15	4	1								21

Directional Peak Periods All Speeds	AM 7-9		NOON 12-2		PM 4-6		Off Peak Volumes	
	Volume	%	Volume	%	Volume	%	Volume	%
	34	↔ 15%	22	↔ 10%	40	↔ 18%	132	↔ 58%

Street Name	Direction	Percentiles					ADT
		15th	50th	Average	85th	95th	
SW 59th St	East Bound	11	19	18	24	28	129
SW 59th St	West Bound	18	24	24	29	33	228



# SPEED

SW 59th St Bet. SW 117th Ave & SW 116th Terrace

Day: Thursday

Date: 6/8/2023

City: Cooper City

Project #: FL23\_140259\_009

## Summary

Time	< 15	15 - 19	20 - 24	25 - 29	30 - 34	35 - 39	40 - 44	45 - 49	50 - 54	55 - 59	60 - 64	65 - 69	70 +	Total
00:00 AM	0	0	0	1	0	0	0	0	0	0	0	0	0	1
01:00	0	0	0	1	0	0	0	0	0	0	0	0	0	1
02:00	0	0	0	0	0	0	0	0	0	0	0	0	0	0
03:00	0	0	0	0	0	0	0	0	0	0	0	0	0	0
04:00	0	0	0	0	0	0	0	0	0	0	0	0	0	0
05:00	0	0	1	1	0	0	0	0	0	0	0	0	0	2
06:00	1	2	3	1	2	0	0	0	0	0	0	0	0	9
07:00	2	5	5	7	2	0	0	0	0	0	0	0	0	21
08:00	2	3	9	10	3	0	0	0	0	0	0	0	0	27
09:00	4	5	7	8	0	0	0	0	0	0	0	0	0	24
10:00	0	4	9	7	2	0	0	0	0	0	0	0	0	22
11:00	4	6	4	3	2	0	0	0	0	0	0	0	0	19
12:00 PM	2	4	7	3	0	0	0	0	0	0	0	0	0	16
13:00	4	5	6	2	0	0	0	0	0	0	0	0	0	17
14:00	3	5	13	7	0	0	0	0	0	0	0	0	0	28
15:00	1	6	3	9	1	0	0	0	0	0	0	0	0	20
16:00	1	2	13	4	4	0	0	0	0	0	0	0	0	24
17:00	1	8	9	17	2	0	0	0	0	0	0	0	0	37
18:00	5	5	9	7	2	0	0	0	0	0	0	0	0	28
19:00	10	5	9	1	0	0	0	0	0	0	0	0	0	25
20:00	6	4	4	1	0	0	0	0	0	0	0	0	0	15
21:00	1	3	2	2	1	1	0	0	0	0	0	0	0	10
22:00	0	2	5	0	0	1	0	0	0	0	0	0	0	8
23:00	1	1	1	0	0	0	0	0	0	0	0	0	0	3
<b>Totals</b>	<b>48</b>	<b>75</b>	<b>119</b>	<b>92</b>	<b>21</b>	<b>2</b>								<b>357</b>
<b>% of Totals</b>	<b>13%</b>	<b>21%</b>	<b>33%</b>	<b>26%</b>	<b>6%</b>	<b>1%</b>								<b>100%</b>

<b>AM Volumes</b>	13	25	38	39	11	0	0	0	0	0	0	0	0	126
<b>% AM</b>	4%	7%	11%	11%	3%									35%
<b>AM Peak Hour</b>	09:00	11:00	08:00	08:00	08:00									08:00
<b>Volume</b>	4	6	9	10	3									27
<b>PM Volumes</b>	35	50	81	53	10	2	0	0	0	0	0	0	0	231
<b>% PM</b>	10%	14%	23%	15%	3%	1%								65%
<b>PM Peak Hour</b>	19:00	17:00	14:00	17:00	16:00	21:00								17:00
<b>Volume</b>	10	8	13	17	4	1								37

Directional Peak Periods All Speeds	AM 7-9		NOON 12-2		PM 4-6		Off Peak Volumes	
	Volume	%	Volume	%	Volume	%	Volume	%
	48	↔ 13%	33	↔ 9%	61	↔ 17%	215	↔ 60%

Street Name	Direction	Percentiles					ADT
		15th	50th	Average	85th	95th	
SW 59th St	Summary	15	22	22	28	31	357

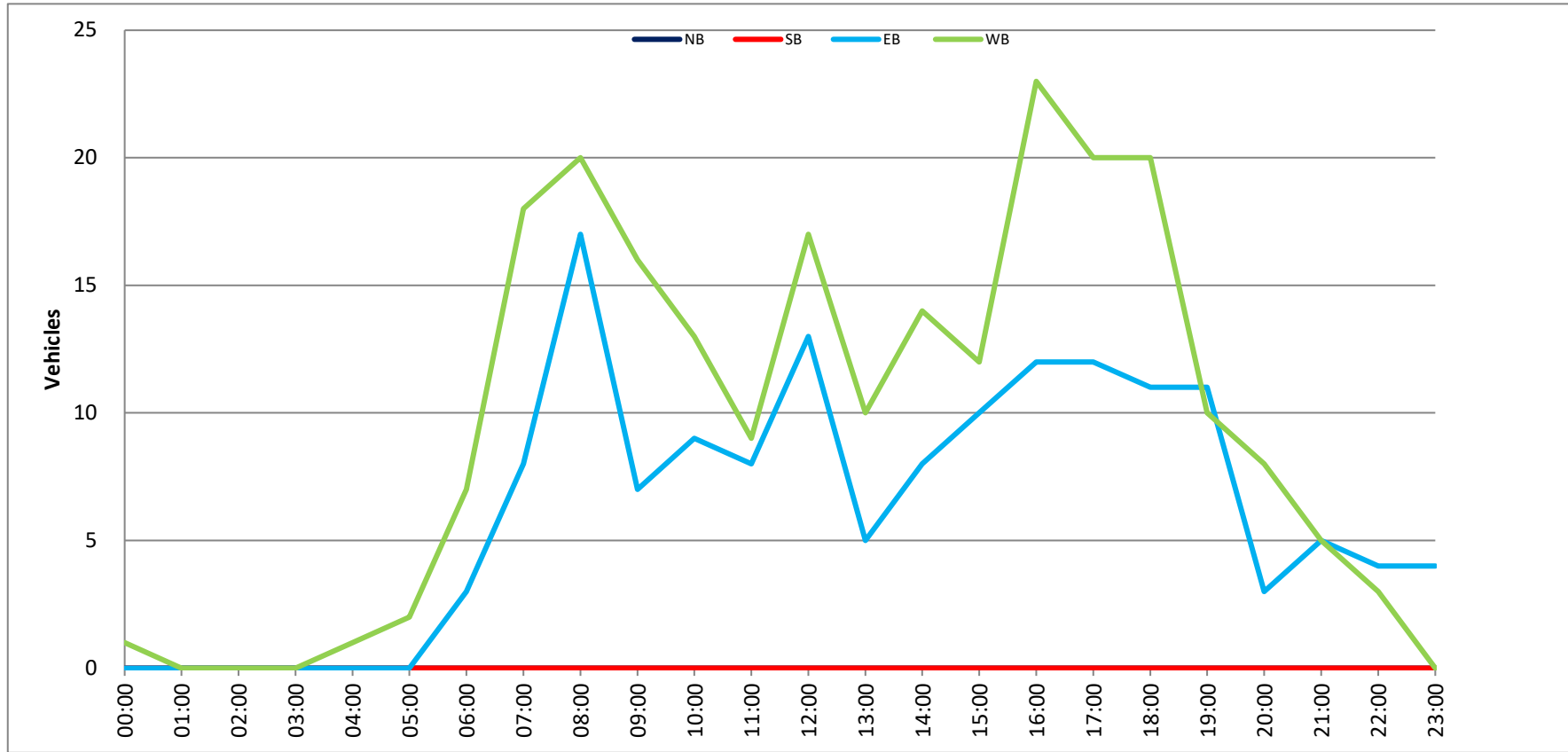
### VOLUME

SW 59th St Bet. SW 117th Ave & SW 116th Terrace

Day: Thursday  
Date: 6/8/2023

City: Cooper City  
Project #: FL23\_140259\_009

DAILY TOTALS										NB		SB		EB		WB		TOTAL	
										0		0		129		228		357	
AM Period	NB	SB	EB	WB	TOTAL	PMI Period	NB	SB	EB	WB	TOTAL	SPLIT %	EB	WB	TOTAL	SPLIT %	EB	WB	TOTAL
00:00	0	0	0	0	0	12:00	0	0	2	3	5		0	0	7		0	0	7
00:15	0	0	0	0	0	12:15	0	0	1	4	5		0	0	4		0	0	4
00:30	0	0	0	1	1	12:30	0	0	0	3	3		0	0	3		0	0	3
00:45	0	0	0	0	1	12:45	0	0	1	4	3		0	0	2		0	0	16
01:00	0	0	0	0	0	13:00	0	0	2	2	3		0	0	1		0	0	3
01:15	0	0	0	1	1	13:15	0	0	1	1	3		0	0	2		0	0	3
01:30	0	0	0	0	0	13:30	0	0	4	4	8		0	0	4		0	0	8
01:45	0	0	0	0	1	13:45	0	0	7	3	10		0	0	7		0	0	17
02:00	0	0	0	0	0	14:00	0	0	0	0	7		0	0	7		0	0	7
02:15	0	0	0	0	0	14:15	0	0	5	6	11		0	0	6		0	0	11
02:30	0	0	0	0	0	14:30	0	0	4	2	6		0	0	2		0	0	6
02:45	0	0	0	0	0	14:45	0	0	4	13	4		0	0	2		0	0	28
03:00	0	0	0	0	0	15:00	0	0	2	5	7		0	0	0		0	0	7
03:15	0	0	0	0	0	15:15	0	0	1	0	1		0	0	5		0	0	1
03:30	0	0	0	0	0	15:30	0	0	3	2	5		0	0	3		0	0	1
03:45	0	0	0	0	0	15:45	0	0	4	10	7		0	0	2		0	0	20
04:00	0	0	0	0	0	16:00	0	0	1	9	10		0	0	4		0	0	10
04:15	0	0	0	0	0	16:15	0	0	1	3	4		0	0	3		0	0	4
04:30	0	0	0	0	0	16:30	0	0	2	3	4		0	0	4		0	0	4
04:45	0	0	0	0	0	16:45	0	0	2	5	6		0	0	4		0	0	24
05:00	0	0	0	0	0	17:00	0	0	1	6	7		0	0	4		0	0	7
05:15	0	0	0	0	0	17:15	0	0	5	5	10		0	0	5		0	0	10
05:30	0	0	0	1	1	17:30	0	0	5	6	11		0	0	6		0	0	11
05:45	0	0	0	1	2	17:45	0	0	5	16	9		0	0	4		0	0	37
06:00	0	0	0	1	1	18:00	0	0	0	5	5		0	0	2		0	0	5
06:15	0	0	1	2	3	18:15	0	0	2	6	8		0	0	6		0	0	8
06:30	0	0	0	0	0	18:30	0	0	2	2	4		0	0	6		0	0	8
06:45	0	0	2	3	5	18:45	0	0	3	7	7		0	0	4		0	0	28
07:00	0	0	1	3	4	19:00	0	0	2	1	3		0	0	4		0	0	7
07:15	0	0	1	6	7	19:15	0	0	3	2	5		0	0	2		0	0	5
07:30	0	0	4	4	8	19:30	0	0	3	7	10		0	0	3		0	0	10
07:45	0	0	0	2	2	19:45	0	0	4	12	7		0	0	3		0	0	25
08:00	0	0	2	5	7	20:00	0	0	4	1	5		0	0	1		0	0	5
08:15	0	0	3	5	8	20:15	0	0	0	0	2		0	0	2		0	0	2
08:30	0	0	1	5	6	20:30	0	0	0	2	2		0	0	2		0	0	2
08:45	0	0	2	4	6	20:45	0	0	4	8	6		0	0	2		0	0	15
09:00	0	0	2	5	7	21:00	0	0	1	1	2		0	0	1		0	0	2
09:15	0	0	3	4	7	21:15	0	0	0	3	3		0	0	3		0	0	3
09:30	0	0	1	3	4	21:30	0	0	1	3	4		0	0	3		0	0	4
09:45	0	0	2	4	6	21:45	0	0	0	2	1		0	0	1		0	0	10
10:00	0	0	1	3	4	22:00	0	0	0	0	1		0	0	2		0	0	3
10:15	0	0	4	6	10	22:15	0	0	0	2	2		0	0	2		0	0	2
10:30	0	0	0	2	2	22:30	0	0	2	1	3		0	0	1		0	0	3
10:45	0	0	1	5	6	22:45	0	0	0	3	5		0	0	0		0	0	8
11:00	0	0	2	1	3	23:00	0	0	1	0	1		0	0	0		0	0	1
11:15	0	0	1	4	5	23:15	0	0	0	0	0		0	0	0		0	0	1
11:30	0	0	3	4	7	23:30	0	0	1	1	1		0	0	0		0	0	1
11:45	0	0	3	1	4	23:45	0	0	2	2	1		0	0	1		0	0	3
TOTALS			40	86	126	TOTALS			89	142	231				89				231
SPLIT %			31.7%	68.3%	35.3%	SPLIT %			38.5%	61.5%	64.7%				38.5%				64.7%
DAILY TOTALS										NB		SB		EB		WB		Total	
										0		0		129		228		357	
AM Peak Hour			07:30	08:00	08:00	PMI Peak Hour			17:00	16:45	17:00				17:00				17:00
AM Pk Volume			9	19	27	PMI Pk Volume			16	21	37				16				37
Pk Hr Factor			0.563	0.950	0.844	Pk Hr Factor			0.800	0.875	0.841				0.800				0.841
7 - 9 Volume	0	0	14	34	48	4 - 6 Volume	0	0	21	40	61				21				61
7 - 9 Peak Hour	0	0	07:30	08:00	08:00	4 - 6 Peak Hour	0	0	17:00	16:45	17:00				17:00				17:00
7 - 9 Pk Volume	0	0	9	19	27	4 - 6 Pk Volume	0	0	16	21	37				16				37
Pk Hr Factor	0.950	0.950	0.563	0.950	0.844	Pk Hr Factor	0.950	0.950	0.800	0.875	0.841				0.800				0.841



East Bound														
Time	< 15	15 - 19	20 - 24	25 - 29	30 - 34	35 - 39	40 - 44	45 - 49	50 - 54	55 - 59	60 - 64	65 - 69	70 +	Total
00:00 AM	0	0	0	0	0	0	0	0	0	0	0	0	0	0
00:15	0	0	0	0	0	0	0	0	0	0	0	0	0	0
00:30	0	0	0	0	0	0	0	0	0	0	0	0	0	0
00:45	0	0	0	0	0	0	0	0	0	0	0	0	0	0
01:00	0	0	0	0	0	0	0	0	0	0	0	0	0	0
01:15	0	0	0	0	0	0	0	0	0	0	0	0	0	0
01:30	0	0	0	0	0	0	0	0	0	0	0	0	0	0
01:45	0	0	0	0	0	0	0	0	0	0	0	0	0	0
02:00	0	0	0	0	0	0	0	0	0	0	0	0	0	0
02:15	0	0	0	0	0	0	0	0	0	0	0	0	0	0
02:30	0	0	0	0	0	0	0	0	0	0	0	0	0	0
02:45	0	0	0	0	0	0	0	0	0	0	0	0	0	0
03:00	0	0	0	0	0	0	0	0	0	0	0	0	0	0
03:15	0	0	0	0	0	0	0	0	0	0	0	0	0	0
03:30	0	0	0	0	0	0	0	0	0	0	0	0	0	0
03:45	0	0	0	0	0	0	0	0	0	0	0	0	0	0
04:00	0	0	0	0	0	0	0	0	0	0	0	0	0	0
04:15	0	0	0	0	0	0	0	0	0	0	0	0	0	0
04:30	0	0	0	0	0	0	0	0	0	0	0	0	0	0
04:45	0	0	0	0	0	0	0	0	0	0	0	0	0	0
05:00	0	0	0	0	0	0	0	0	0	0	0	0	0	0
05:15	0	0	0	0	0	0	0	0	0	0	0	0	0	0
05:30	0	0	0	0	0	0	0	0	0	0	0	0	0	0
05:45	0	0	0	0	0	0	0	0	0	0	0	0	0	0
06:00	0	1	0	0	0	0	0	0	0	0	0	0	0	1
06:15	0	0	0	0	0	0	0	0	0	0	0	0	0	0
06:30	0	0	0	0	0	0	0	0	0	0	0	0	0	0
06:45	0	0	1	0	0	0	0	0	0	0	0	0	0	1
07:00	1	0	0	0	0	0	0	0	0	0	0	0	0	1
07:15	0	0	1	0	0	0	0	0	0	0	0	0	0	1
07:30	1	0	0	0	0	0	0	0	0	0	0	0	0	1
07:45	1	0	0	0	0	0	0	0	0	0	0	0	0	1
08:00	0	3	1	1	0	0	0	0	0	0	0	0	0	4
08:15	2	1	3	2	0	0	0	0	0	0	0	0	0	8
08:30	0	0	1	0	0	0	0	0	0	0	0	0	0	1
08:45	0	2	1	1	0	0	0	0	0	0	0	0	0	4
09:00	0	0	0	0	0	0	0	0	0	0	0	0	0	0
09:15	0	0	0	0	0	0	0	0	0	0	0	0	0	0
09:30	3	0	1	1	0	0	0	0	0	0	0	0	0	5
09:45	1	0	0	1	0	0	0	0	0	0	0	0	0	2
10:00	0	0	0	0	0	0	0	0	0	0	0	0	0	0
10:15	0	0	1	0	0	0	0	0	0	0	0	0	0	1
10:30	0	1	2	0	0	0	0	0	0	0	0	0	0	3
10:45	1	1	1	1	0	0	0	0	0	0	0	0	0	4
11:00	0	0	0	0	0	0	0	0	0	0	0	0	0	0
11:15	0	0	2	0	0	0	0	0	0	0	0	0	0	2
11:30	0	1	2	0	0	0	0	0	0	0	0	0	0	3
11:45	0	3	0	0	0	0	0	0	0	0	0	0	0	3
12:00 PM	0	0	2	0	0	0	0	0	0	0	0	0	0	2
12:15	0	0	0	0	0	0	0	0	0	0	0	0	0	0
12:30	1	0	2	1	0	0	0	0	0	0	0	0	0	4
12:45	0	1	1	0	0	0	0	0	0	0	0	0	0	2
13:00	0	1	0	0	0	0	0	0	0	0	0	0	0	1
13:15	0	0	0	0	0	0	0	0	0	0	0	0	0	0
13:30	2	2	0	0	0	0	0	0	0	0	0	0	0	4
13:45	0	0	0	0	0	0	0	0	0	0	0	0	0	0
14:00	0	0	2	2	0	0	0	0	0	0	0	0	0	4
14:15	0	1	0	0	0	0	0	0	0	0	0	0	0	1
14:30	0	1	1	0	0	0	0	0	0	0	0	0	0	2
14:45	0	3	1	0	0	0	0	0	0	0	0	0	0	4
15:00	0	0	0	0	0	0	0	0	0	0	0	0	0	0
15:15	1	1	0	1	0	0	0	0	0	0	0	0	0	3
15:30	0	1	1	1	0	0	0	0	0	0	0	0	0	3
15:45	0	2	1	0	0	0	0	0	0	0	0	0	0	3
16:00	1	0	1	1	0	0	0	0	0	0	0	0	0	3
16:15	1	0	2	0	0	0	0	0	0	0	0	0	0	3
16:30	0	1	0	0	0	0	0	0	0	0	0	0	0	1
16:45	2	1	2	0	0	0	0	0	0	0	0	0	0	5
17:00	1	1	1	0	0	0	0	0	0	0	0	0	0	3
17:15	1	3	1	0	0	0	0	0	0	0	0	0	0	5
17:30	0	1	3	1	0	0	0	0	0	0	0	0	0	5
17:45	1	0	1	1	0	0	0	0	0	0	0	0	0	3
18:00	0	0	1	0	0	0	0	0	0	0	0	0	0	1
18:15	0	1	0	0	0	0	0	0	0	0	0	0	0	1
18:30	0	0	2	0	0	0	0	0	0	0	0	0	0	2
18:45	2	3	0	0	0	0	0	0	0	0	0	0	0	5
19:00	1	1	1	0	0	0	0	0	0	0	0	0	0	3
19:15	0	0	0	0	0	0	0	0	0	0	0	0	0	0
19:30	1	2	0	1	0	0	0	0	0	0	0	0	0	4
19:45	1	0	0	0	0	0	0	0	0	0	0	0	0	1
20:00	0	0	0	0	0	0	0	0	0	0	0	0	0	0
20:15	1	0	1	0	0	0	0	0	0	0	0	0	0	2
20:30	0	0	0	0	0	0	0	0	0	0	0	0	0	0
20:45	1	0	0	0	0	0	0	0	0	0	0	0	0	1
21:00	0	0	1	1	0	0	0	0	0	0	0	0	0	2
21:15	0	0	0	0	0	0	0	0	0	0	0	0	0	0
21:30	0	1	0	0	0	0	0	0	0	0	0	0	0	1
21:45	0	1	0	0	0	0	0	0	0	0	0	0	0	1
22:00	0	0	2	0	0	0	0	0	0	0	0	0	0	2
22:15	0	0	0	0	0	0	0	0	0	0	0	0	0	0
22:30	0	0	0	0	0	0	0	0	0	0	0	0	0	0
22:45	0	0	0	0	0	0	0	0	0	0	0	0	0	0
23:00	0	0	0	0	0	0	0	0	0	0	0	0	0	0
23:15	0	0	0	0	0	0	0	0	0	0	0	0	0	0
23:30	0	0	0	0	0	0	0	0	0	0	0	0	0	0
23:45	0	0	0	0	0	0	0	0	0	0	0	0	0	0
<b>Totals</b>	<b>28</b>	<b>42</b>	<b>48</b>	<b>16</b>										<b>134</b>
<b>% of Totals</b>	<b>21%</b>	<b>31%</b>	<b>36%</b>	<b>12%</b>										<b>100%</b>

AM Volumes		30	33	17	6	0	0	0	0	0	0	0	0	0	40		
% AM		7%	10%	13%	4%										34%		
AM Peak Hour		07:30	08:00	08:00	08:00										08:00		
Volume		4	6	4	1										11		
PM Volumes		18	29	31	10	0	0	0	0	0	0	0	0	0	80		
% PM		13%	22%	23%	7%										66%		
PM Peak Hour		16:00	16:30	16:45	15:45										16:45		
Volume		4	6	7	1										18		
Directional Peak Periods		AM 7-9				NOON 12-2				PM 4-6				Off Peak Volumes			
All Classes		Volume	21	←→	16%	Volume	13	←→	10%	Volume	28	←→	21%	Volume	72	←→	54%

Street Name	Direction	Percentiles					
		15th	50th	Average	85th	95th	ADT
SW 59th St	East Bound	12	20	19	25	28	134
SW 59th St	West Bound	17	24	24	30	34	217

**SPEED**

SW 59th St Bet. SW 117th Ave & SW 116th Terrace

Day: Wednesday  
Date: 6/7/2023

City: Cooper City  
Project #: FL23\_140259\_009w

Time	< 15	15 - 19	20 - 24	25 - 29	30 - 34	35 - 39	40 - 44	45 - 49	50 - 54	55 - 59	60 - 64	65 - 69	70 +	Total
00:00 AM	0	1	0	0	0	0	0	0	0	0	0	0	0	1
00:15	0	0	0	0	0	0	0	0	0	0	0	0	0	0
00:30	0	0	0	0	0	0	0	0	0	0	0	0	0	0
00:45	0	1	0	0	0	0	0	0	0	0	0	0	0	1
01:00	0	0	0	0	0	0	0	0	0	0	0	0	0	0
01:15	0	0	0	0	0	0	0	0	0	0	0	0	0	0
01:30	0	0	0	0	0	0	0	0	0	0	0	0	0	0
01:45	0	0	0	0	0	0	0	0	0	0	0	0	0	0
02:00	0	0	0	0	0	0	0	0	0	0	0	0	0	0
02:15	0	0	0	0	0	0	0	0	0	0	0	0	0	0
02:30	0	0	0	0	0	0	0	0	0	0	0	0	0	0
02:45	0	0	0	0	0	0	0	0	0	0	0	0	0	0
03:00	0	0	0	2	0	0	0	0	0	0	0	0	0	2
03:15	0	0	0	0	0	0	0	0	0	0	0	0	0	0
03:30	0	0	0	0	0	0	0	0	0	0	0	0	0	0
03:45	0	0	0	0	0	0	0	0	0	0	0	0	0	0
04:00	1	0	0	0	0	0	0	0	0	0	0	0	0	1
04:15	0	0	0	0	0	0	0	0	0	0	0	0	0	0
04:30	0	0	0	0	0	0	0	0	0	0	0	0	0	0
04:45	0	0	0	0	0	0	0	0	0	0	0	0	0	0
05:00	0	0	0	0	0	0	0	0	0	0	0	0	0	0
05:15	0	0	0	0	0	0	0	0	0	0	0	0	0	0
05:30	0	1	0	0	0	0	0	0	0	0	0	0	0	1
05:45	0	0	1	0	1	0	0	0	0	0	0	0	0	2
06:00	0	1	0	0	0	0	0	0	0	0	0	0	0	1
06:15	0	0	0	0	1	0	0	0	0	0	0	0	0	1
06:30	0	1	0	1	0	0	0	0	0	0	0	0	0	2
06:45	0	1	0	2	0	0	0	0	0	0	0	0	0	3
07:00	1	0	1	1	0	0	0	0	0	0	0	0	0	3
07:15	0	2	2	2	0	0	0	0	0	0	0	0	0	6
07:30	0	1	0	1	0	1	0	0	0	0	0	0	0	3
07:45	1	0	1	1	1	0	0	0	0	0	0	0	0	4
08:00	0	0	1	2	0	0	1	0	0	0	0	0	0	4
08:15	1	0	0	1	0	0	0	0	0	0	0	0	0	2
08:30	0	1	1	2	0	0	0	0	0	0	0	0	0	4
08:45	0	0	0	3	1	0	0	0	0	0	0	0	0	4
09:00	0	1	1	0	0	0	0	0	0	0	0	0	0	2
09:15	1	1	2	0	1	0	0	0	0	0	0	0	0	5
09:30	1	2	0	3	0	1	0	0	0	0	0	0	0	7
09:45	0	1	4	1	1	0	0	0	0	0	0	0	0	7
10:00	0	0	0	0	0	0	0	0	0	0	0	0	0	0
10:15	0	0	0	0	0	0	0	0	0	0	0	0	0	0
10:30	0	0	0	0	0	0	0	0	0	0	0	0	0	0
10:45	0	0	0	0	0	0	0	0	0	0	0	0	0	0
11:00	0	1	1	0	0	0	0	0	0	0	0	0	0	2
11:15	0	2	1	1	1	0	0	0	0	0	0	0	0	5
11:30	0	0	2	0	0	0	0	0	0	0	0	0	0	2
11:45	1	1	2	2	0	0	0	0	0	0	0	0	0	6
12:00 PM	0	1	1	0	1	0	0	0	0	0	0	0	0	3
12:15	1	1	0	3	0	0	0	0	0	0	0	0	0	5
12:30	0	0	1	0	0	0	0	0	0	0	0	0	0	1
12:45	0	1	0	2	0	0	0	0	0	0	0	0	0	3
13:00	0	0	1	1	0	0	0	0	0	0	0	0	0	2
13:15	0	0	1	3	0	0	0	0	0	0	0	0	0	4
13:30	1	0	0	0	0	0	0	0	0	0	0	0	0	1
13:45	0	2	0	0	0	0	0	0	0	0	0	0	0	2
14:00	0	2	2	0	0	0	0	0	0	0	0	0	0	4
14:15	1	2	0	1	0	0	0	0	0	0	0	0	0	4
14:30	0	0	1	0	1	0	0	0	0	0	0	0	0	2
14:45	0	0	2	2	0	0	0	0	0	0	0	0	0	4
15:00	0	1	1	1	1	1	0	0	0	0	0	0	0	5
15:15	0	0	1	0	0	0	0	0	0	0	0	0	0	1
15:30	0	1	2	1	0	0	0	0	0	0	0	0	0	4
15:45	1	0	0	0	0	0	0	0	0	0	0	0	0	1
16:00	1	0	0	0	0	1	0	0	0	0	0	0	0	2
16:15	0	0	0	0	0	0	0	0	0	0	0	0	0	0
16:30	0	0	0	1	0	0	0	0	0	0	0	0	0	1
16:45	0	1	2	0	0	0	0	0	0	0	0	0	0	3
17:00	0	0	0	0	0	0	0	0	0	0	0	0	0	0
17:15	0	0	1	1	2	0	1	0	0	0	0	0	0	5
17:30	1	0	1	2	3	0	0	0	0	0	0	0	0	7
17:45	1	0	1	3	0	0	0	0	0	0	0	0	0	5
18:00	0	1	0	2	1	1	0	0	0	0	0	0	0	5
18:15	2	1	0	0	0	0	0	0	0	0	0	0	0	3
18:30	0	0	0	1	0	0	0	0	0	0	0	0	0	1
18:45	0	0	1	2	2	0	0	0	0	0	0	0	0	5
19:00	0	1	1	1	4	0	0	0	0	0	0	0	0	6
19:15	1	1	0	0	1	0	0	0	0	0	0	0	0	3
19:30	0	0	3	1	0	0	0	0	0	0	0	0	0	4
19:45	1	3	2	1	0	0	0	0	0	0	0	0	0	7
20:00	0	1	0	1	0	0	0	0	0	0	0	0	0	2
20:15	1	1	1	1	0	0	0	0	0	0	0	0	0	4
PM Peak Hour	17:30	13:30	16:45	17:45	14:15	16:30								17:45
Volume	4	6	6	6	6	6								22
20:45	0	0	1	0	0	0	0	0	0	0	0	0	0	1
21:00	0	0	0	1	1	0	0	0	0	0	0	0	0	2
21:15	0	2	0	1	0	0	0	0	0	0	0	0	0	3
21:30	0	0	1	0	0	0	0	0	0	0	0	0	0	1
21:45	0	0	2	1	0	0	0	0	0	0	0	0	0	3
22:00	0	0	0	1	0	0	0	0	0	0	0	0	0	1
22:15	0	0	0	0	0	0	0	0	0	0	0	0	0	0
22:30	0	0	0	0	0	0	0	0	0	0	0	0	0	0
22:45	0	0	0	0	0	0	0	0	0	0	0	0	0	0
23:00	0	0	1	1	0	0	0	0	0	0	0	0	0	2
23:15	0	0	0	0	0	0	0	0	0	0	0	0	0	0
23:30	0	0	0	0	0	0	0	0	0	0	0	0	0	0
23:45	0	0	0	0	0	0	0	0	0	0	0	0	0	0
Totals	18	43	56	71	22	5	2							217
% of Totals	8%	20%	26%	33%	10%	2%	1%							100%

Directional Peak Periods	AM 7-9		NOON 12-2		PM 4-6		Off Peak Volumes	
All Classes	Volume	%	Volume	%	Volume	%	Volume	%
	30	14%	22	10%	29	13%	136	63%

Street Name	Direction	15th	50th	Average	85th	95th	ADT
SW 59th St	East Bound	12	20	19	25	28	134
SW 59th St	West Bound	17	24	24	30	34	217

Time	< 15	15 - 19	20 - 24	25 - 29	30 - 34	35 - 39	40 - 44	45 - 49	50 - 54	55 - 59	60 - 64	65 - 69	70 +	Total
00:00 AM	0	1	0	0	0	0	0	0	0	0	0	0	0	1
00:15	0	0	0	0	0	0	0	0	0	0	0	0	0	0
00:30	0	0	0	0	0	0	0	0	0	0	0	0	0	0
00:45	0	1	0	0	0	0	0	0	0	0	0	0	0	1
01:00	0	0	0	0	0	0	0	0	0	0	0	0	0	0
01:15	0	0	0	0	0	0	0	0	0	0	0	0	0	0
01:30	0	0	0	0	0	0	0	0	0	0	0	0	0	0
01:45	0	0	0	0	0	0	0	0	0	0	0	0	0	0
02:00	0	0	0	0	0	0	0	0	0	0	0	0	0	0
02:15	0	0	0	0	0	0	0	0	0	0	0	0	0	0
02:30	0	0	0	0	0	0	0	0	0	0	0	0	0	0
02:45	0	0	0	0	0	0	0	0	0	0	0	0	0	0
03:00	0	0	0	2	0	0	0	0	0	0	0	0	0	2
03:15	0	0	0	0	0	0	0	0	0	0	0	0	0	0
03:30	0	0	0	0	0	0	0	0	0	0	0	0	0	0
03:45	0	0	0	0	0	0	0	0	0	0	0	0	0	0
04:00	0	1	0	0	0	0	0	0	0	0	0	0	0	1
04:15	0	0	0	0	0	0	0	0	0	0	0	0	0	0
04:30	0	0	0	0	0	0	0	0	0	0	0	0	0	0
04:45	0	0	0	0	0	0	0	0	0	0	0	0	0	0
05:00	0	0	0	0	0	0	0	0	0	0	0	0	0	0
05:15	0	0	0	0	0	0	0	0	0	0	0	0	0	0
05:30	0	1	0	0	0	0	0	0	0	0	0	0	0	1
05:45	0	0	1	0	1	0	0	0	0	0	0	0	0	2
06:00	0	2	0	0	0	0	0	0	0	0	0	0	0	2
06:15	0	0	0	1	0	0	0	0	0	0	0	0	0	1
06:30	0	1	1	0	0	0	0	0	0	0	0	0	0	2
06:45	0	1	1	2	0	0	0	0	0	0	0	0	0	4
07:00	2	0	1	1	0	0	0	0	0	0	0	0	0	4
07:15	0	2	3	2	0	0	0	0	0	0	0	0	0	7
07:30	1	1	0	1	0	1	0	0	0	0	0	0	0	4
07:45	2	0	2	1	1	0	0	0	0	0	0	0	0	5
08:00	0	3	2	2	0	0	1	0	0	0	0	0	0	8
08:15	3	1	3	3	0	0	1	0	0	0	0	0	0	10
08:30	0	1	2	2	0	0	0	0	0	0	0	0	0	5
08:45	0	2	1	4	1	0	0	0	0	0	0	0	0	8
09:00	0	1	1	0	0	0	0	0	0	0	0	0	0	2
09:15	1	1	2	0	1	0	0	0	0	0	0	0	0	5
09:30	4	2	1	4	0	1	0	0	0	0	0	0	0	12
09:45	1	1	4	2	1	0	0	0	0	0	0	0	0	9
10:00	0	0	0	0	0	0	0	0	0	0	0	0	0	2
10:15	0	0	1	0	0	0	0	0	0	0	0	0	0	1
10:30	0	1	2	0	0	0	0	0	0	0	0	0	0	3
10:45	1	1	2	3	0	0	0	0	0	0	0	0	0	7
11:00	0	1	1	0	0	0	0	0	0	0	0	0	0	2
11:15	0	2	3	1	1	0	0	0	0	0	0	0	0	7
11:30	0	1	4	0	0	0	0	0	0	0	0	0	0	5
11:45	1	4	2	2	0	0	0	0	0	0	0	0	0	9
12:00 PM	0	1	3	0	1	0	0	0	0	0	0	0	0	5
12:15	1	1	0	3	0	0	0	0	0	0	0	0	0	5
12:30	1	0	3	1	0	0	0	0	0	0	0	0	0	5
12:45	0	2	1	2	0	0	0	0	0	0	0	0	0	5
13:00	0	1	1	1	0	0	0	0	0	0	0	0	0	3
13:15	0	0	1	3	0	0	0	0	0	0	0	0	0	4
13:30	3	2	0	0	0	0	0	0	0	0	0	0	0	6
13:45	0	2	0	0	0	0	0	0	0	0	0	0	0	2
14:00	0	2	4	2	0	0	0	0	0	0	0	0	0	8
14:15	1	3	0	1	0	0	0	0	0	0	0	0	0	5
14:30	0	1	2	0	1	0	0	0	0	0	0	0	0	4
14:45	0	3	3	2	0	0	0	0	0	0	0	0	0	8
15:00	0	1	2	1	1	0	0	0	0	0	0	0	0	6
15:15	1	1	1	1	0	0	0	0	0	0	0	0	0	4
15:30	0	2	3	2	0	0	0	0	0	0	0	0	0	7
15:45	1	2	1	0	0	0	0	0	0	0	0	0	0	4
16:00	2	0	1	1	0	1	0	0	0	0	0	0	0	5
16:15	1	0	2	4	0	0	0	0	0	0	0	0	0	8
16:30	0	1	0	1	0	0	0	0	0	0	0	0	0	2
16:45	2	2	4	0	0	0	0	0	0	0	0	0	0	8
17:00	1	1	1	0	0	0	0	0	0	0	0	0	0	3
17:15	1	3	2	1	2	0	1	0	0	0	0	0	0	10
17:30	1	1	4	3	3	0	0	0	0	0	0	0	0	12
17:45	2	0	2	4	0	0	0	0	0	0	0	0	0	8
18:00	0	1	1	2	1	1	0	0	0	0	0	0	0	6
18:15	2	2	0	0	0	0	0	0	0	0	0	0	0	4
18:30	0	0	2	1	0	0	0	0	0	0	0	0	0	3
18:45	2	3	1	2	2	0	0	0	0	0	0	0	0	10
19:00	1	2	2	4	0	0	0	0	0	0	0	0	0	9
19:15	1	1	0	0	1	0	0	0	0	0	0	0	0	3
19:30	1	2	3	2	0	0	0	0	0	0	0	0	0	8
19:45	2	3	2	1	0	0	0	0	0	0	0	0	0	8
20:00	0	1	0	1	0	0	0	0	0	0	0	0	0	2
20:15	2	1	2	1	0	0	0	0	0	0	0	0	0	6
20:30	0	0	1	1	0	0	0	0	0	0	0	0	0	2
20:45	1	0	1	0	0	0	0	0	0	0	0	0	0	2
21:00	0	0	1	2	1	0	0	0	0	0	0	0	0	4
21:15	0	2	0	1	0	0	0	0	0	0	0	0	0	3
21:30	0	1	1	0	0	0	0	0	0	0	0	0	0	2
21:45	0	1	2	1	0	0	0	0	0	0	0	0	0	4
22:00	0	0	2	1	0	0	0	0	0	0	0	0	0	3
22:15	0	0	0	0	0	0	0	0	0	0	0	0	0	0
22:30	0	0	0	0	0	0	0	0	0	0	0	0	0	0
22:45	0	0	0	0	0	0	0	0	0	0	0	0	0	0
23:00	0	0	1	1	0	0	0	0	0	0	0	0	0	2
23:15	0	0	0	0	0	0	0	0	0	0	0	0	0	0
23:30	0	0	0	0	0	0	0	0	0	0	0	0	0	0
23:45	0	0	0	0	0	0	0	0	0	0	0	0	0	0
<b>Totals</b>	<b>46</b>	<b>85</b>	<b>104</b>	<b>87</b>	<b>22</b>	<b>5</b>	<b>2</b>							<b>351</b>
% of Totals	13%	24%	30%	25%	6%	1%	1%							100%

AM Volumes		16	33	41	33	0	2	1	0	0	0	0	0	132	
% AM		5%	9%	12%	9%	2%	1%	0%	0%	0%	0%	0%	0%	38%	
AM Peak Hour		07:30	11:00	11:15	08:00	08:30	06:45	07:15						08:00	
Volume		6	8	12	11	2	1	1						31	
PM Volumes		30	52	63	54	10	3	1	0	0	0	0	0	239	
% PM		9%	15%	18%	15%	5%	1%	0%						62%	
PM Peak Hour		16:00	13:30	16:45	17:45	14:15	16:30							17:45	
Volume		9	11	10	6	1	1							36	
<b>Directional Peak Periods</b>		<b>AM 7-9</b>				<b>NOON 12-2</b>				<b>PM 4-6</b>				<b>Off Peak Volumes</b>	
<b>All Classes</b>		Volume 51      % 15%				Volume 35      % 10%				Volume 57      % 16%				Volume 208      % 59%	

Street Name	Direction	15th	50th	Average	85th	95th	ADT
SW 59th St	Summary	15	22	22	29	33	351

# SPEED

SW 59th St Bet. SW 117th Ave & SW 116th Terrace

Day: Wednesday

Date: 6/7/2023

City: Cooper City

Project #: FL23\_140259\_009e

## East Bound

Time	< 15	15 - 19	20 - 24	25 - 29	30 - 34	35 - 39	40 - 44	45 - 49	50 - 54	55 - 59	60 - 64	65 - 69	70 +	Total
00:00 AM	0	0	0	0	0	0	0	0	0	0	0	0	0	0
01:00	0	0	0	0	0	0	0	0	0	0	0	0	0	0
02:00	0	0	0	0	0	0	0	0	0	0	0	0	0	0
03:00	0	0	0	0	0	0	0	0	0	0	0	0	0	0
04:00	0	0	0	0	0	0	0	0	0	0	0	0	0	0
05:00	0	0	0	0	0	0	0	0	0	0	0	0	0	0
06:00	0	1	1	0	0	0	0	0	0	0	0	0	0	2
07:00	3	0	1	0	0	0	0	0	0	0	0	0	0	4
08:00	2	6	6	3	0	0	0	0	0	0	0	0	0	17
09:00	4	0	1	2	0	0	0	0	0	0	0	0	0	7
10:00	1	2	4	1	0	0	0	0	0	0	0	0	0	8
11:00	0	4	4	0	0	0	0	0	0	0	0	0	0	8
12:00 PM	1	1	5	1	0	0	0	0	0	0	0	0	0	8
13:00	2	3	0	0	0	0	0	0	0	0	0	0	0	5
14:00	0	5	4	2	0	0	0	0	0	0	0	0	0	11
15:00	1	4	3	2	0	0	0	0	0	0	0	0	0	10
16:00	4	2	5	1	0	0	0	0	0	0	0	0	0	12
17:00	3	5	6	2	0	0	0	0	0	0	0	0	0	16
18:00	2	4	3	0	0	0	0	0	0	0	0	0	0	9
19:00	3	3	1	1	0	0	0	0	0	0	0	0	0	8
20:00	2	0	1	0	0	0	0	0	0	0	0	0	0	3
21:00	0	2	1	1	0	0	0	0	0	0	0	0	0	4
22:00	0	0	2	0	0	0	0	0	0	0	0	0	0	2
23:00	0	0	0	0	0	0	0	0	0	0	0	0	0	0
<b>Totals</b>	<b>28</b>	<b>42</b>	<b>48</b>	<b>16</b>										<b>134</b>
<b>% of Totals</b>	21%	31%	36%	12%										100%

<b>AM Volumes</b>	10	13	17	6	0	0	0	0	0	0	0	0	0	46
<b>% AM</b>	7%	10%	13%	4%										34%
<b>AM Peak Hour</b>	09:00	08:00	08:00	08:00										08:00
<b>Volume</b>	4	6	6	3										17
<b>PM Volumes</b>	18	29	31	10	0	0	0	0	0	0	0	0	0	88
<b>% PM</b>	13%	22%	23%	7%										66%
<b>PM Peak Hour</b>	16:00	14:00	17:00	14:00										17:00
<b>Volume</b>	4	5	6	2										16

Directional Peak Periods All Speeds	AM 7-9		NOON 12-2		PM 4-6		Off Peak Volumes				
	Volume	%	Volume	%	Volume	%	Volume	%			
	21	↔	16%	13	↔	10%	28	↔	21%	72	↔

Street Name	Direction	Percentiles					ADT
		15th	50th	Average	85th	95th	
SW 59th St	East Bound	12	20	19	25	28	134
SW 59th St	West Bound	17	24	24	30	34	217

# SPEED

SW 59th St Bet. SW 117th Ave & SW 116th Terrace

Day: Wednesday

Date: 6/7/2023

City: Cooper City

Project #: FL23\_140259\_009w

## West Bound

Time	< 15	15 - 19	20 - 24	25 - 29	30 - 34	35 - 39	40 - 44	45 - 49	50 - 54	55 - 59	60 - 64	65 - 69	70 +	Total
00:00 AM	0	2	0	0	0	0	0	0	0	0	0	0	0	2
01:00	0	0	0	0	0	0	0	0	0	0	0	0	0	0
02:00	0	0	0	0	0	0	0	0	0	0	0	0	0	0
03:00	0	0	0	2	0	0	0	0	0	0	0	0	0	2
04:00	0	1	0	0	0	0	0	0	0	0	0	0	0	1
05:00	0	1	1	0	1	0	0	0	0	0	0	0	0	3
06:00	0	3	1	3	0	0	0	0	0	0	0	0	0	7
07:00	2	3	4	5	1	1	0	0	0	0	0	0	0	16
08:00	1	1	2	8	1	0	1	0	0	0	0	0	0	14
09:00	2	5	7	4	2	1	0	0	0	0	0	0	0	21
10:00	0	0	3	2	0	0	0	0	0	0	0	0	0	5
11:00	1	4	6	3	1	0	0	0	0	0	0	0	0	15
12:00 PM	1	3	2	5	1	0	0	0	0	0	0	0	0	12
13:00	1	2	2	5	0	0	0	0	0	0	0	0	0	10
14:00	1	4	5	3	1	0	0	0	0	0	0	0	0	14
15:00	1	2	4	2	1	1	0	0	0	0	0	0	0	11
16:00	1	1	2	5	2	1	0	0	0	0	0	0	0	12
17:00	2	0	3	6	5	0	1	0	0	0	0	0	0	17
18:00	2	2	1	5	3	1	0	0	0	0	0	0	0	14
19:00	2	5	6	6	1	0	0	0	0	0	0	0	0	20
20:00	1	2	3	2	1	0	0	0	0	0	0	0	0	9
21:00	0	2	3	3	1	0	0	0	0	0	0	0	0	9
22:00	0	0	0	1	0	0	0	0	0	0	0	0	0	1
23:00	0	0	1	1	0	0	0	0	0	0	0	0	0	2
<b>Totals</b>	<b>18</b>	<b>43</b>	<b>56</b>	<b>71</b>	<b>22</b>	<b>5</b>	<b>2</b>							<b>217</b>
<b>% of Totals</b>	<b>8%</b>	<b>20%</b>	<b>26%</b>	<b>33%</b>	<b>10%</b>	<b>2%</b>	<b>1%</b>							<b>100%</b>

<b>AM Volumes</b>	6	20	24	27	6	2	1	0	0	0	0	0	0	86
<b>% AM</b>	3%	9%	11%	12%	3%	1%	0%							40%
<b>AM Peak Hour</b>	07:00	09:00	09:00	08:00	09:00	07:00	08:00							09:00
<b>Volume</b>	2	5	7	8	2	1	1							21
<b>PM Volumes</b>	12	23	32	44	16	3	1	0	0	0	0	0	0	131
<b>% PM</b>	6%	11%	15%	20%	7%	1%	0%							60%
<b>PM Peak Hour</b>	17:00	19:00	19:00	17:00	17:00	15:00	17:00							19:00
<b>Volume</b>	2	5	6	6	5	1	1							20

Directional Peak Periods All Speeds	AM 7-9		NOON 12-2		PM 4-6		Off Peak Volumes	
	Volume	%	Volume	%	Volume	%	Volume	%
	30	↔ 14%	22	↔ 10%	29	↔ 13%	136	↔ 63%

Street Name	Direction	Percentiles					ADT
		15th	50th	Average	85th	95th	
SW 59th St	East Bound	12	20	19	25	28	134
SW 59th St	West Bound	17	24	24	30	34	217



# SPEED

SW 59th St Bet. SW 117th Ave & SW 116th Terrace

Day: Wednesday

Date: 6/7/2023

City: Cooper City

Project #: FL23\_140259\_009

## Summary

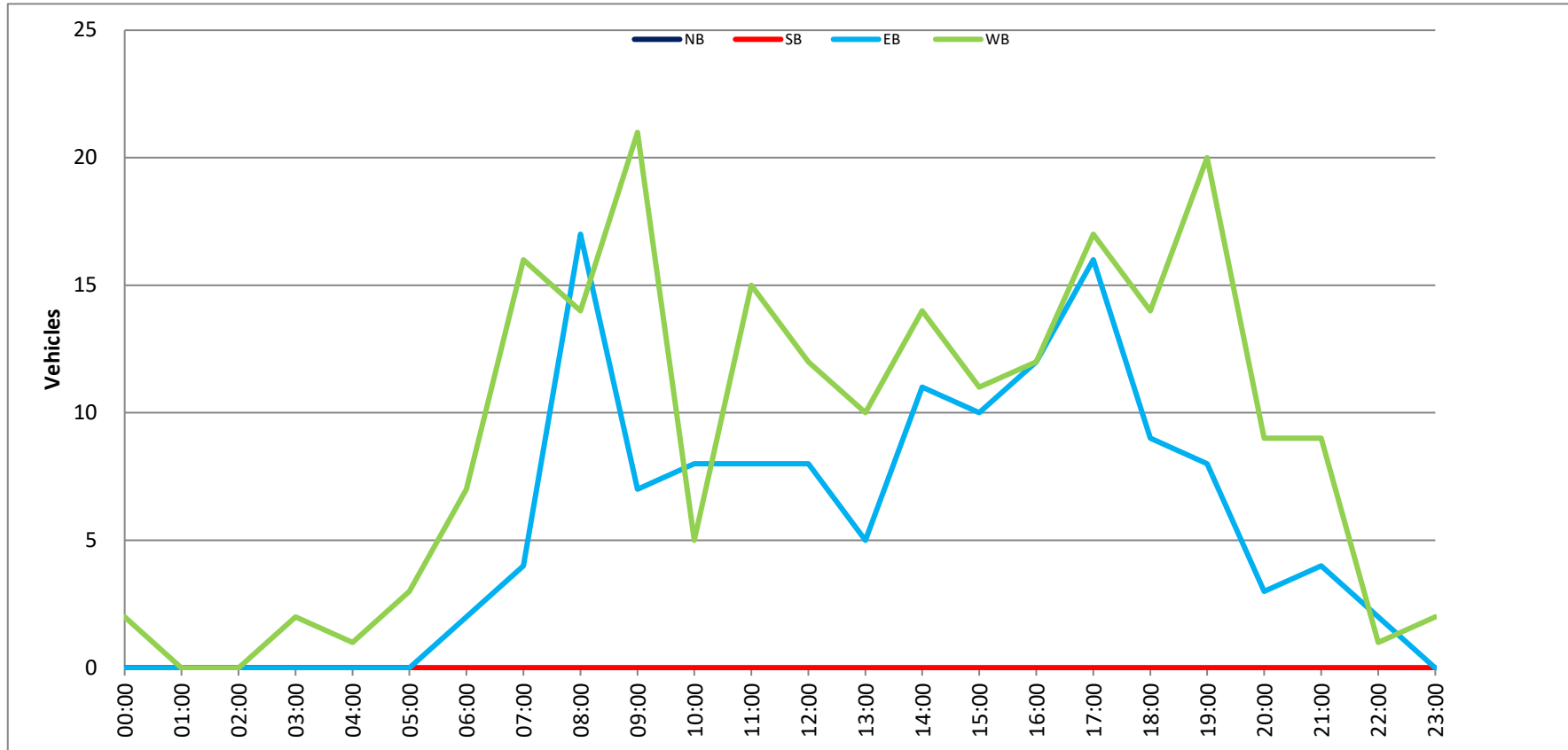
Time	< 15	15 - 19	20 - 24	25 - 29	30 - 34	35 - 39	40 - 44	45 - 49	50 - 54	55 - 59	60 - 64	65 - 69	70 +	Total
00:00 AM	0	2	0	0	0	0	0	0	0	0	0	0	0	2
01:00	0	0	0	0	0	0	0	0	0	0	0	0	0	0
02:00	0	0	0	0	0	0	0	0	0	0	0	0	0	0
03:00	0	0	0	2	0	0	0	0	0	0	0	0	0	2
04:00	0	1	0	0	0	0	0	0	0	0	0	0	0	1
05:00	0	1	1	0	1	0	0	0	0	0	0	0	0	3
06:00	0	4	2	3	0	0	0	0	0	0	0	0	0	9
07:00	5	3	5	5	1	1	0	0	0	0	0	0	0	20
08:00	3	7	8	11	1	0	1	0	0	0	0	0	0	31
09:00	6	5	8	6	2	1	0	0	0	0	0	0	0	28
10:00	1	2	7	3	0	0	0	0	0	0	0	0	0	13
11:00	1	8	10	3	1	0	0	0	0	0	0	0	0	23
12:00 PM	2	4	7	6	1	0	0	0	0	0	0	0	0	20
13:00	3	5	2	5	0	0	0	0	0	0	0	0	0	15
14:00	1	9	9	5	1	0	0	0	0	0	0	0	0	25
15:00	2	6	7	4	1	1	0	0	0	0	0	0	0	21
16:00	5	3	7	6	2	1	0	0	0	0	0	0	0	24
17:00	5	5	9	8	5	0	1	0	0	0	0	0	0	33
18:00	4	6	4	5	3	1	0	0	0	0	0	0	0	23
19:00	5	8	7	7	1	0	0	0	0	0	0	0	0	28
20:00	3	2	4	2	1	0	0	0	0	0	0	0	0	12
21:00	0	4	4	4	1	0	0	0	0	0	0	0	0	13
22:00	0	0	2	1	0	0	0	0	0	0	0	0	0	3
23:00	0	0	1	1	0	0	0	0	0	0	0	0	0	2
<b>Totals</b>	<b>46</b>	<b>85</b>	<b>104</b>	<b>87</b>	<b>22</b>	<b>5</b>	<b>2</b>							<b>351</b>
<b>% of Totals</b>	<b>13%</b>	<b>24%</b>	<b>30%</b>	<b>25%</b>	<b>6%</b>	<b>1%</b>	<b>1%</b>							<b>100%</b>

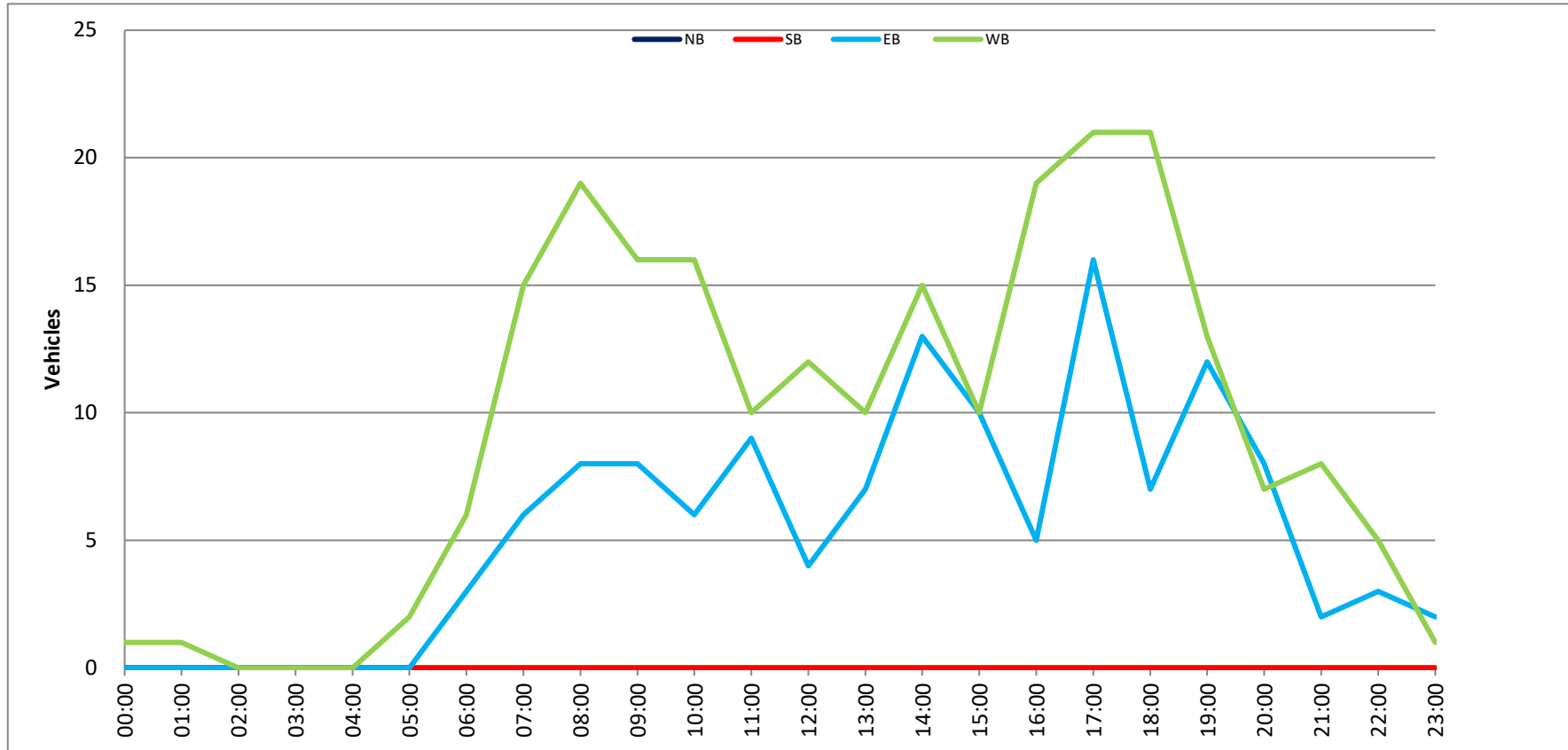
<b>AM Volumes</b>	16	33	41	33	6	2	1	0	0	0	0	0	0	132
<b>% AM</b>	5%	9%	12%	9%	2%	1%	0%							38%
<b>AM Peak Hour</b>	09:00	11:00	11:00	08:00	09:00	07:00	08:00							08:00
<b>Volume</b>	6	8	10	11	2	1	1							31
<b>PM Volumes</b>	30	52	63	54	16	3	1	0	0	0	0	0	0	219
<b>% PM</b>	9%	15%	18%	15%	5%	1%	0%							62%
<b>PM Peak Hour</b>	16:00	14:00	14:00	17:00	17:00	15:00	17:00							17:00
<b>Volume</b>	5	9	9	8	5	1	1							33

Directional Peak Periods All Speeds	AM 7-9		NOON 12-2		PM 4-6		Off Peak Volumes	
	Volume	%	Volume	%	Volume	%	Volume	%
	51	↔ 15%	35	↔ 10%	57	↔ 16%	208	↔ 59%

Street Name	Direction	Percentiles					ADT
		15th	50th	Average	85th	95th	
SW 59th St	Summary	15	22	22	29	33	351







**North Bound**

Time	< 15	15 - 19	20 - 24	25 - 29	30 - 34	35 - 39	40 - 44	45 - 49	50 - 54	55 - 59	60 - 64	65 - 69	70 +	Total
00:00 AM	0	0	0	0	0	0	0	0	0	0	0	0	0	0
00:15	0	0	0	0	0	0	0	0	0	0	0	0	0	0
00:30	0	0	0	0	1	0	0	0	0	0	0	0	0	1
00:45	0	0	0	0	0	0	0	0	0	0	0	0	0	0
01:00	0	0	0	0	0	0	0	0	0	0	0	0	0	0
01:15	0	0	0	0	0	0	0	0	0	0	0	0	0	0
01:30	0	0	0	0	0	0	0	0	0	0	0	0	0	0
01:45	0	0	0	0	0	0	0	0	0	0	0	0	0	0
02:00	0	0	0	0	0	0	0	0	0	0	0	0	0	0
02:15	0	0	0	0	0	0	0	0	0	0	0	0	0	0
02:30	0	0	0	0	0	0	0	0	0	0	0	0	0	0
02:45	0	0	0	0	0	0	0	0	0	0	0	0	0	0
03:00	0	0	0	0	0	0	0	0	0	0	0	0	0	0
03:15	0	0	0	0	0	0	0	0	0	0	0	0	0	0
03:30	0	0	0	0	0	0	0	0	0	0	0	0	0	0
03:45	0	0	0	0	0	0	0	0	0	0	0	0	0	0
04:00	0	0	0	0	0	0	0	0	0	0	0	0	0	0
04:15	0	0	0	0	0	0	0	0	0	0	0	0	0	0
04:30	0	0	0	0	0	0	0	0	0	0	0	0	0	0
04:45	0	0	0	0	0	0	1	0	0	0	0	0	0	1
05:00	0	0	0	0	0	0	0	0	0	0	0	0	0	0
05:15	0	0	0	0	0	0	0	0	0	0	0	0	0	0
05:30	0	0	0	0	0	0	0	0	0	0	0	0	0	0
05:45	0	0	0	0	0	0	0	0	0	0	0	0	0	0
06:00	0	1	0	0	0	0	0	0	0	0	0	0	0	1
06:15	0	0	0	1	0	0	0	0	0	0	0	0	0	1
06:30	0	0	0	1	0	0	0	0	0	0	0	0	0	1
06:45	0	0	0	0	1	0	0	0	0	0	0	0	0	1
07:00	0	0	0	1	2	0	1	0	0	0	0	0	0	4
07:15	1	0	0	1	0	0	0	0	0	0	0	0	0	2
07:30	0	0	0	1	2	0	0	0	0	0	0	0	0	3
07:45	0	0	0	4	6	0	0	0	0	0	0	0	0	10
08:00	0	0	2	0	2	0	0	0	0	0	0	0	0	4
08:15	0	0	1	1	0	0	0	0	0	0	0	0	0	2
08:30	0	0	1	2	0	0	0	0	0	0	0	0	0	3
08:45	0	0	0	1	0	0	0	0	0	0	0	0	0	1
09:00	0	0	0	0	1	0	1	1	0	0	0	0	0	3
09:15	0	0	0	1	1	0	0	0	0	0	0	0	0	2
09:30	0	0	1	2	0	0	0	0	0	0	0	0	0	4
09:45	0	0	0	1	0	0	0	0	0	0	0	0	0	1
10:00	0	0	0	2	1	1	0	0	0	0	0	0	0	4
10:15	0	0	1	1	2	1	0	0	0	0	0	0	0	5
10:30	0	0	1	3	1	0	0	0	0	0	0	0	0	5
10:45	0	0	0	0	0	0	0	0	0	0	0	0	0	0
11:00	0	1	0	1	0	0	0	0	0	0	0	0	0	2
11:15	0	0	0	0	0	0	0	0	0	0	0	0	0	0
11:30	0	0	0	2	1	0	0	0	0	0	0	0	0	3
11:45	0	0	1	2	1	1	0	0	0	0	0	0	0	5
12:00 PM	0	1	0	0	1	0	1	0	0	0	0	0	0	3
12:15	0	1	0	3	1	2	1	0	0	0	0	0	0	8
12:30	0	0	1	0	1	1	0	0	0	0	0	0	0	3
12:45	0	1	1	0	0	0	0	0	0	0	0	0	0	2
13:00	0	0	1	2	1	0	0	0	0	0	0	0	0	4
13:15	0	0	0	0	1	0	0	0	0	0	0	0	0	1
13:30	1	1	1	1	0	0	0	1	0	0	0	0	0	4
13:45	0	0	1	1	1	1	1	0	0	0	0	0	0	5
14:00	0	0	1	3	2	0	0	0	0	0	0	0	0	6
14:15	0	0	0	2	2	0	0	1	0	0	0	0	0	5
14:30	1	1	0	2	0	1	0	0	0	0	0	0	0	5
14:45	0	0	0	1	1	0	1	0	0	0	0	0	0	3
15:00	0	0	0	1	3	0	1	0	0	0	0	0	0	5
15:15	0	0	2	0	2	0	4	0	0	0	0	0	0	8
15:30	0	0	0	0	0	0	0	0	0	0	0	0	0	0
15:45	0	0	0	0	1	0	0	0	0	0	0	0	0	1
16:00	0	1	2	2	1	0	0	0	0	0	0	0	0	6
16:15	0	0	3	0	0	0	1	0	0	0	0	0	0	4
16:30	1	1	0	1	0	0	1	0	0	0	0	0	0	4
16:45	0	0	2	1	1	2	0	0	0	0	0	0	0	6
17:00	0	0	1	1	2	2	0	0	0	0	0	0	0	6
17:15	0	0	1	1	4	0	0	0	0	0	0	0	0	6
17:30	0	0	0	1	0	1	0	1	0	0	0	0	0	3
17:45	0	0	0	0	0	0	0	1	0	0	0	0	0	1
18:00	0	1	1	3	2	0	0	0	0	0	0	0	0	8
18:15	2	0	0	1	0	1	0	0	0	0	0	0	0	4
18:30	0	0	0	2	2	1	0	0	0	0	0	0	0	5
18:45	0	0	0	0	1	1	0	0	0	0	0	0	0	2
19:00	0	0	0	1	4	1	0	0	0	0	0	0	0	6
19:15	0	0	2	1	0	0	0	0	0	0	0	0	0	3
19:30	0	0	0	2	3	0	0	0	0	0	0	0	0	5
19:45	0	0	0	2	1	1	0	0	0	0	0	0	0	4
20:00	0	0	0	0	1	0	0	0	0	0	0	0	0	1
20:15	0	0	1	0	0	0	0	0	0	0	0	0	0	1
20:30	0	0	1	0	0	0	0	0	0	0	0	0	0	1
20:45	0	0	0	1	1	1	0	0	0	0	0	0	0	3
21:00	0	0	0	2	1	1	1	0	0	0	0	0	0	4
21:15	0	0	2	1	1	1	0	0	0	0	0	0	0	5
21:30	0	0	0	0	1	0	0	0	0	0	0	0	0	1
21:45	1	1	0	0	1	1	0	0	0	0	0	0	0	4
22:00	0	0	0	0	0	0	0	0	0	0	0	0	0	0
22:15	0	0	0	0	0	0	0	0	0	0	0	0	0	0
22:30	0	0	0	1	1	0	0	0	0	0	0	0	0	2
22:45	0	0	0	1	0	0	0	0	0	0	0	0	0	1
23:00	0	0	0	0	0	0	0	0	0	0	0	0	0	0
23:15	0	0	0	0	0	0	1	1	0	0	0	0	0	1
23:30	0	0	0	0	0	0	0	0	0	0	0	0	0	0
23:45	0	0	0	0	0	0	0	0	0	0	0	0	0	0
<b>Totals</b>	<b>7</b>	<b>11</b>	<b>36</b>	<b>68</b>	<b>65</b>	<b>31</b>	<b>10</b>	<b>6</b>						<b>234</b>
<b>% of Totals</b>	<b>3%</b>	<b>5%</b>	<b>15%</b>	<b>29%</b>	<b>28%</b>	<b>13%</b>	<b>4%</b>	<b>3%</b>						<b>100%</b>

AM Peak Hour	PM Peak Hour	NOON 12-2	PM 4-6	Off Peak Volumes
06:30 - 07:00	17:30 - 18:00	12:00 - 12:30	16:30 - 17:00	
Volume: 11	Volume: 16	Volume: 6	Volume: 37	Volume: 138
% AM: 0%	% PM: 3%	% NOON: 0%	% PM: 16%	% Off Peak: 59%
11%	4%	18%	11%	
27%	11%	18%	2%	
22%	18%	11%	1%	
5%	12%	9%	0%	
12%	9%	2%	1%	
9%	2%	1%	0%	
2%	1%	0%	0%	

Street Name	Direction	Percentiles					
		15th	50th	Average	85th	95th	ADT
SW 113th Ave	North Bound	22	30	30	37	42	234
SW 113th Ave	South Bound	24	32	31	39	43	287

Time	< 15	15 - 19	20 - 24	25 - 29	30 - 34	35 - 39	40 - 44	45 - 49	50 - 54	55 - 59	60 - 64	65 - 69	70 +	Total
00:00 AM	0	0	0	0	0	0	0	0	0	0	0	0	0	0
00:15	0	0	0	0	0	0	0	0	0	0	0	0	0	0
00:30	0	0	0	0	0	0	0	0	0	0	0	0	0	0
00:45	0	0	0	0	0	0	0	0	0	0	0	0	0	0
01:00	0	0	0	0	0	0	0	0	0	0	0	0	0	0
01:15	0	0	0	0	0	0	1	0	0	0	0	0	0	1
01:30	0	0	0	0	0	0	0	0	0	0	0	0	0	0
01:45	0	0	0	0	0	0	0	0	0	0	0	0	0	0
02:00	0	0	0	0	0	0	0	0	0	0	0	0	0	0
02:15	0	0	0	0	0	0	0	0	0	0	0	0	0	0
02:30	0	0	0	0	0	0	0	0	0	0	0	0	0	0
02:45	0	0	0	0	0	0	0	0	0	0	0	0	0	0
03:00	0	0	0	0	0	0	0	0	0	0	0	0	0	0
03:15	0	0	0	0	0	0	1	0	0	0	0	0	0	1
03:30	0	0	0	0	0	0	0	0	0	0	0	0	0	0
03:45	0	0	0	0	0	0	0	0	0	0	0	0	0	0
04:00	0	0	0	0	0	0	0	0	0	0	0	0	0	0
04:15	0	0	0	0	0	1	0	0	0	0	0	0	0	1
04:30	0	0	0	0	1	0	0	0	0	0	0	0	0	1
04:45	0	1	0	0	0	0	0	0	0	0	0	0	0	1
05:00	0	1	0	0	0	0	0	0	0	0	0	0	0	1
05:15	0	0	0	0	0	0	0	0	0	0	0	0	0	0
05:30	0	0	0	0	0	0	0	0	0	0	0	0	0	0
05:45	0	0	0	0	0	0	0	0	0	0	0	0	0	0
06:00	0	1	0	0	0	0	0	0	0	0	0	0	0	1
06:15	0	0	0	0	0	1	1	0	0	0	0	0	0	2
06:30	0	0	0	0	0	1	1	0	0	0	0	0	0	2
06:45	0	0	1	1	2	0	0	0	0	0	0	0	0	4
07:00	1	0	0	1	2	1	0	0	0	0	0	0	0	5
07:15	1	1	0	1	5	3	0	1	0	0	0	0	0	12
07:30	0	0	0	1	3	5	0	1	0	0	0	0	0	10
07:45	0	1	0	1	0	4	2	0	0	0	0	0	0	8
08:00	0	0	0	2	2	0	1	1	0	0	0	0	0	6
08:15	0	0	0	4	3	2	0	1	0	0	0	0	0	10
08:30	0	0	0	1	4	3	0	0	0	0	0	0	0	8
08:45	0	0	0	0	2	0	0	0	0	0	0	0	0	2
09:00	0	0	0	1	3	0	0	1	0	0	0	0	0	5
09:15	0	2	0	1	0	0	0	0	0	0	0	0	0	4
09:30	0	0	0	3	3	0	0	0	0	0	0	0	0	6
09:45	0	1	0	3	1	1	0	0	0	0	0	0	0	6
10:00	0	0	2	2	1	1	0	0	0	0	0	0	0	6
10:15	0	0	1	1	3	0	0	0	0	0	0	0	0	5
10:30	0	0	0	0	2	1	0	0	0	0	0	0	0	3
10:45	0	0	0	0	0	0	0	0	0	0	0	0	0	0
11:00	0	0	0	2	4	0	1	0	0	0	0	0	0	7
11:15	0	0	0	0	0	0	0	0	0	0	0	0	0	0
11:30	0	0	0	0	1	0	0	0	0	0	0	0	0	1
11:45	0	0	0	0	1	3	0	0	0	0	0	0	0	4
12:00 PM	0	1	0	0	3	1	2	0	0	0	0	0	0	7
12:15	0	0	1	0	2	0	0	0	0	0	0	0	0	3
12:30	0	0	1	0	0	0	0	0	0	0	0	0	0	1
12:45	0	1	0	3	0	0	1	0	0	0	0	0	0	5
13:00	0	0	0	0	2	0	0	1	0	0	0	0	0	3
13:15	0	0	0	0	2	0	0	0	0	0	0	0	0	2
13:30	0	0	0	0	2	1	0	0	0	0	0	0	0	3
13:45	0	0	0	5	4	1	0	0	0	0	0	0	0	10
14:00	0	1	0	0	2	1	2	0	0	0	0	0	0	6
14:15	0	0	0	1	0	2	0	0	0	0	0	0	0	3
14:30	0	1	0	1	3	0	0	0	0	0	0	0	0	5
14:45	0	0	0	0	1	0	1	0	0	0	0	0	0	2
15:00	0	1	0	1	3	2	0	0	0	0	0	0	0	8
15:15	0	0	0	2	3	0	0	0	0	0	0	0	0	5
15:30	0	0	0	1	1	0	0	0	0	0	0	0	0	2
15:45	0	0	0	3	1	0	1	0	0	0	0	0	0	5
16:00	2	0	1	0	1	0	0	0	0	0	0	0	0	4
16:15	0	1	0	0	0	0	0	0	0	0	0	0	0	2
16:30	0	0	0	3	0	1	1	0	0	0	0	0	0	5
16:45	0	0	1	0	1	1	1	1	0	0	0	0	0	5
17:00	0	1	0	0	0	0	1	0	0	0	0	0	0	2
17:15	0	0	0	2	0	2	0	0	0	0	0	0	0	4
17:30	0	0	0	1	2	0	0	0	0	0	0	0	0	3
17:45	0	1	0	1	2	0	0	0	0	0	0	0	0	5
18:00	0	0	2	2	1	2	0	0	0	0	0	0	0	7
18:15	1	1	2	4	2	2	0	0	0	0	0	0	0	12
18:30	0	1	2	1	0	0	0	0	0	0	0	0	0	4
18:45	0	0	0	0	2	0	0	0	0	0	0	0	0	2
19:00	1	0	1	1	1	1	1	0	0	0	0	0	0	6
19:15	0	1	0	1	0	0	0	0	0	0	0	0	0	2
19:30	0	0	0	1	1	2	0	0	0	0	0	0	0	4
19:45	0	0	0	0	1	0	1	0	0	0	0	0	0	2
20:00	0	1	0	0	1	0	0	0	0	0	0	0	0	2
20:15	0	0	0	0	3	1	0	0	0	0	0	0	0	4
20:30	0	0	0	17:45	17:45	15:06	13:00	17:15	12:00	12:15				17:45
20:45	0	0	0	1	0	1	1	0	0	0	0	0	0	3
21:00	0	0	0	0	1	1	0	0	0	0	0	0	0	2
21:15	0	1	0	0	0	0	0	0	0	0	0	0	0	1
21:30	0	0	0	0	0	0	1	0	0	0	0	0	0	1
21:45	0	0	0	0	0	0	0	0	0	0	0	0	0	0
22:00	0	0	0	0	0	0	0	0	0	0	0	0	0	0
22:15	0	0	0	0	0	0	0	0	0	0	0	0	0	0
22:30	0	0	0	0	0	0	0	0	0	0	0	0	0	0
22:45	0	0	0	0	1	0	0	0	0	0	0	0	0	1
23:00	0	0	0	0	1	0	1	0	0	0	0	0	0	2
23:15	0	0	0	0	0	0	0	0	0	0	0	0	0	0
23:30	0	0	0	0	0	0	0	0	0	0	0	0	0	0
23:45	0	0	0	0	0	0	0	0	0	0	0	0	0	0
<b>Totals</b>	<b>6</b>	<b>21</b>	<b>18</b>	<b>60</b>	<b>57</b>	<b>54</b>	<b>24</b>	<b>7</b>						<b>287</b>
<b>% of Totals</b>	<b>2%</b>	<b>7%</b>	<b>6%</b>	<b>21%</b>	<b>20%</b>	<b>19%</b>	<b>8%</b>	<b>2%</b>						<b>100%</b>

Directional Peak Periods	Volume	%	Volume	%	Volume	%	Volume	%
<b>AM Volumes</b>	2	8%	23	44%	29	8%	5	12%
<b>AM Peak Hour</b>	06:30	1%	09:15	07:30	06:45	07:00	07:15	07:35
<b>PM Volumes</b>	4	13%	37	53%	25	10%	2	16%
<b>PM Peak Hour</b>	15:15	5%	17:45	15:06	13:00	17:15	12:00	12:15
<b>Directional Peak Periods</b>								
<b>All Classes</b>	Volume	%	Volume	%	Volume	%	Volume	%
	61	21%	36	13%	30	10%	160	56%

Street Name	Direction	15th	50th	Average	85th	95th	ADT
SW 113th Ave	North Bound	22	30	30	37	42	234
SW 113th Ave	South Bound	24	32	31	39	43	287

Summary

Time	< 15	15 - 19	20 - 24	25 - 29	30 - 34	35 - 39	40 - 44	45 - 49	50 - 54	55 - 59	60 - 64	65 - 69	70 +	Total
00:00 AM	0	0	0	0	0	0	0	0	0	0	0	0	0	0
00:15	0	0	0	0	0	0	0	0	0	0	0	0	0	0
00:30	0	0	0	0	1	0	0	0	0	0	0	0	0	1
00:45	0	0	0	0	0	0	0	0	0	0	0	0	0	0
01:00	0	0	0	0	0	0	0	0	0	0	0	0	0	0
01:15	0	0	0	0	0	0	0	1	0	0	0	0	0	1
01:30	0	0	0	0	0	0	0	0	0	0	0	0	0	0
01:45	0	0	0	0	0	0	0	0	0	0	0	0	0	0
02:00	0	0	0	0	0	0	0	0	0	0	0	0	0	0
02:15	0	0	0	0	0	0	0	0	0	0	0	0	0	0
02:30	0	0	0	0	0	0	0	0	0	0	0	0	0	0
02:45	0	0	0	0	0	0	0	0	0	0	0	0	0	0
03:00	0	0	0	0	0	0	0	0	0	0	0	0	0	0
03:15	0	0	0	0	0	0	0	1	0	0	0	0	0	1
03:30	0	0	0	0	0	0	0	0	0	0	0	0	0	0
03:45	0	0	0	0	0	0	0	0	0	0	0	0	0	0
04:00	0	0	0	0	0	0	0	0	0	0	0	0	0	0
04:15	0	0	0	0	0	1	0	0	0	0	0	0	0	1
04:30	0	0	0	0	1	0	0	0	0	0	0	0	0	1
04:45	0	1	0	0	0	1	0	0	0	0	0	0	0	2
05:00	0	1	0	0	0	0	0	0	0	0	0	0	0	1
05:15	0	0	0	0	0	0	0	0	0	0	0	0	0	0
05:30	0	0	0	0	0	0	0	0	0	0	0	0	0	0
05:45	0	0	0	0	0	0	0	0	0	0	0	0	0	0
06:00	0	2	0	0	0	0	0	0	0	0	0	0	0	2
06:15	0	0	1	0	0	1	1	0	0	0	0	0	0	3
06:30	0	0	1	1	1	0	1	0	0	0	0	0	0	4
06:45	0	0	1	1	3	0	0	0	0	0	0	0	0	5
07:00	1	0	2	4	1	1	1	0	0	0	0	0	0	9
07:15	2	1	0	2	5	3	0	1	0	0	0	0	0	14
07:30	0	0	0	2	5	5	0	1	0	0	0	0	0	13
07:45	0	1	0	5	6	4	2	0	0	0	0	0	0	18
08:00	0	0	2	4	2	0	1	1	0	0	0	0	0	10
08:15	0	0	1	5	3	2	0	1	0	0	0	0	0	12
08:30	0	0	1	3	4	3	0	0	0	0	0	0	0	11
08:45	0	0	1	2	0	0	0	0	0	0	0	0	0	3
09:00	0	0	0	1	4	0	1	2	0	0	0	0	0	8
09:15	0	2	1	1	2	0	0	0	0	0	0	0	0	6
09:30	0	0	1	5	3	0	0	0	0	0	0	0	0	10
09:45	0	1	0	4	1	1	0	0	0	0	0	0	0	7
10:00	0	0	2	4	2	2	0	0	0	0	0	0	0	10
10:15	0	0	2	5	5	1	0	0	0	0	0	0	0	10
10:30	0	0	1	3	3	1	0	0	0	0	0	0	0	8
10:45	0	0	0	0	0	0	0	0	0	0	0	0	0	0
11:00	0	1	0	3	4	0	1	0	0	0	0	0	0	9
11:15	0	0	0	0	0	0	0	0	0	0	0	0	0	0
11:30	0	0	0	0	3	1	0	0	0	0	0	0	0	4
11:45	0	0	1	2	2	4	0	0	0	0	0	0	0	9
12:00 PM	0	2	0	0	0	1	3	0	0	0	0	0	0	10
12:15	0	1	1	3	3	2	1	0	0	0	0	0	0	11
12:30	0	0	2	0	1	1	0	0	0	0	0	0	0	4
12:45	0	2	1	3	0	0	1	0	0	0	0	0	0	7
13:00	0	0	1	2	3	0	0	1	0	0	0	0	0	7
13:15	0	0	0	0	3	0	0	0	0	0	0	0	0	3
13:30	1	1	2	3	0	1	0	1	0	0	0	0	0	8
13:45	0	0	1	6	5	2	1	0	0	0	0	0	0	15
14:00	0	1	1	3	4	1	2	0	0	0	0	0	0	12
14:15	0	0	0	3	2	2	0	1	0	0	0	0	0	8
14:30	1	2	0	3	3	1	0	0	0	0	0	0	0	10
14:45	0	0	0	1	2	0	2	0	0	0	0	0	0	5
15:00	0	1	0	5	3	3	0	0	0	0	0	0	0	14
15:15	0	0	2	2	5	4	0	0	0	0	0	0	0	13
15:30	0	0	0	1	1	0	0	0	0	0	0	0	0	2
15:45	0	0	0	3	2	0	1	0	0	0	0	0	0	6
16:00	2	1	3	2	2	0	0	0	0	0	0	0	0	10
16:15	0	1	3	0	2	0	0	1	0	0	0	0	0	7
16:30	1	1	0	4	0	1	2	0	0	0	0	0	0	9
16:45	0	0	3	1	2	3	1	1	0	0	0	0	0	11
17:00	0	1	1	1	2	2	1	0	0	0	0	0	0	8
17:15	0	0	1	3	4	2	0	0	0	0	0	0	0	10
17:30	0	0	0	2	2	1	2	1	0	0	0	0	0	6
17:45	0	1	0	0	1	1	2	1	0	0	0	0	0	6
18:00	0	1	3	3	4	4	0	0	0	0	0	0	0	15
18:15	3	1	2	5	2	3	0	0	0	0	0	0	0	16
18:30	0	1	2	3	2	1	0	0	0	0	0	0	0	9
18:45	0	0	0	0	3	1	0	0	0	0	0	0	0	4
19:00	1	0	2	2	5	2	1	1	0	0	0	0	0	12
19:15	0	1	2	2	0	0	0	0	0	0	0	0	0	5
19:30	0	0	0	3	4	2	0	0	0	0	0	0	0	9
19:45	0	0	0	2	2	1	1	0	0	0	0	0	0	6
20:00	0	1	0	0	2	0	0	0	0	0	0	0	0	3
20:15	0	0	1	0	3	1	0	0	0	0	0	0	0	5
20:30	0	0	0	1	1	2	1	0	0	0	0	0	0	7
20:45	0	0	0	2	1	2	1	0	0	0	0	0	0	6
21:00	0	0	0	3	2	1	0	0	0	0	0	0	0	6
21:15	0	1	2	1	1	1	0	0	0	0	0	0	0	6
21:30	0	0	0	0	1	0	1	0	0	0	0	0	0	2
21:45	1	1	0	0	1	0	0	0	0	0	0	0	0	4
22:00	0	0	0	0	0	0	0	0	0	0	0	0	0	0
22:15	0	0	0	0	0	0	0	0	0	0	0	0	0	0
22:30	0	0	0	1	1	0	0	0	0	0	0	0	0	2
22:45	0	0	0	1	1	0	0	0	0	0	0	0	0	2
23:00	0	0	0	0	1	0	1	0	0	0	0	0	0	2
23:15	0	0	0	0	0	0	1	0	0	0	0	0	0	1
23:30	0	0	0	0	0	0	0	1	0	0	0	0	0	0
23:45	0	0	0	0	0	0	0	1	0	0	0	0	0	1
<b>Totals</b>	<b>13</b>	<b>32</b>	<b>54</b>	<b>128</b>	<b>162</b>	<b>88</b>	<b>34</b>	<b>13</b>						<b>521</b>
<b>% of Totals</b>	<b>2%</b>	<b>6%</b>	<b>10%</b>	<b>25%</b>	<b>31%</b>	<b>16%</b>	<b>7%</b>	<b>2%</b>						<b>100%</b>

<b>AM Volumes</b>	3	10	16	50	66	34	10	6	0	0	0	0	0	150
<b>% AM</b>	1%	2%	3%	10%	13%	7%	2%	1%						37%
<b>AM Peak Hour</b>	06:30	09:00	09:30	07:45	07:00	07:00	11:30	07:15						07:35
<b>Volume</b>	3	3	5	17	20	13	4	3						53
<b>PM Volumes</b>	10	22	38	79	90	51	24	7	0	0	0	0	0	320
<b>% PM</b>	2%	4%	7%	15%	18%	10%	5%	1%						63%
<b>PM Peak Hour</b>	18:15	12:00	16:00	13:45	13:15	17:30	12:00	12:45						17:45
<b>Volume</b>	4	5	9	15	15	30	2	2						46
<b>Directional Peak Periods</b>	<b>AM 7-9</b>			<b>NOON 12-2</b>			<b>PM 4-6</b>			<b>Off Peak Volumes</b>				
<b>All Classes</b>	Volume	%	Volume	%	Volume	%	Volume	%	Volume	%	Volume	%		
	90	17%	66	13%	67	13%	298	57%						

Street Name	Direction	15th	50th	Average	85th	95th	ADT
SW 113th Ave	Summary	23	31	31	38	43	521

# SPEED

SW 113th Ave Bet. SW 56th Ct & SW 58th St

Day: Tuesday  
Date: 5/16/2023

City: Cooper City  
Project #: FL23\_140259\_010n

## North Bound

Time	< 15	15 - 19	20 - 24	25 - 29	30 - 34	35 - 39	40 - 44	45 - 49	50 - 54	55 - 59	60 - 64	65 - 69	70 +	Total
00:00 AM	0	0	1	1	0	0	0	0	0	0	0	0	0	2
01:00	0	0	0	0	0	0	0	0	0	0	0	0	0	0
02:00	0	0	0	0	0	0	0	0	0	0	0	0	0	0
03:00	0	0	0	0	0	0	0	0	0	0	0	0	0	0
04:00	0	0	0	0	0	1	0	0	0	0	0	0	0	1
05:00	0	0	0	0	0	0	0	0	0	0	0	0	0	0
06:00	0	1	2	1	1	0	0	0	0	0	0	0	0	5
07:00	1	0	0	7	10	0	1	0	0	0	0	0	0	19
08:00	0	0	4	6	0	0	0	0	0	0	0	0	0	10
09:00	0	0	1	3	4	0	1	1	0	0	0	0	0	10
10:00	0	0	2	6	4	2	0	0	0	0	0	0	0	14
11:00	0	1	1	3	3	2	0	0	0	0	0	0	0	10
12:00 PM	0	3	2	3	3	3	2	0	0	0	0	0	0	16
13:00	1	1	3	3	3	1	1	1	0	0	0	0	0	14
14:00	1	1	1	8	5	1	1	1	0	0	0	0	0	19
15:00	0	0	3	3	3	5	0	0	0	0	0	0	0	14
16:00	1	2	7	4	3	2	1	1	0	0	0	0	0	21
17:00	0	0	2	3	6	3	1	1	0	0	0	0	0	16
18:00	2	1	1	4	6	5	0	0	0	0	0	0	0	19
19:00	0	0	3	9	5	1	0	0	0	0	0	0	0	18
20:00	0	0	1	1	3	2	0	0	0	0	0	0	0	7
21:00	1	1	2	1	5	3	1	0	0	0	0	0	0	14
22:00	0	0	0	2	1	0	0	0	0	0	0	0	0	3
23:00	0	0	0	0	0	0	1	1	0	0	0	0	0	2
<b>Totals</b>	<b>7</b>	<b>11</b>	<b>36</b>	<b>68</b>	<b>65</b>	<b>31</b>	<b>10</b>	<b>6</b>						<b>234</b>
<b>% of Totals</b>	<b>3%</b>	<b>5%</b>	<b>15%</b>	<b>29%</b>	<b>28%</b>	<b>13%</b>	<b>4%</b>	<b>3%</b>						<b>100%</b>

<b>AM Volumes</b>	1	2	11	27	22	5	2	1	0	0	0	0	0	71
<b>% AM</b>	0%	1%	5%	12%	9%	2%	1%	0%						30%
<b>AM Peak Hour</b>	07:00	06:00	08:00	07:00	07:00	10:00	07:00	09:00						07:00
<b>Volume</b>	1	1	4	7	10	2	1	1						19
<b>PM Volumes</b>	6	9	25	41	43	26	8	5	0	0	0	0	0	163
<b>% PM</b>	3%	4%	11%	18%	18%	11%	3%	2%						70%
<b>PM Peak Hour</b>	18:00	12:00	16:00	19:00	17:00	15:00	12:00	13:00						16:00
<b>Volume</b>	2	3	7	9	6	5	2	1						21

Directional Peak Periods All Speeds	AM 7-9		NOON 12-2		PM 4-6		Off Peak Volumes	
	Volume	%	Volume	%	Volume	%	Volume	%
	29	↔ 12%	30	↔ 13%	37	↔ 16%	138	↔ 59%

Street Name	Direction	Percentiles					ADT
		15th	50th	Average	85th	95th	
SW 113th Ave	North Bound	22	30	30	37	42	234
SW 113th Ave	South Bound	24	32	31	39	43	287



# SPEED

SW 113th Ave Bet. SW 56th Ct & SW 58th St

Day: Tuesday  
Date: 5/16/2023

City: Cooper City  
Project #: FL23\_140259\_010s

**South Bound**

Time	< 15	15 - 19	20 - 24	25 - 29	30 - 34	35 - 39	40 - 44	45 - 49	50 - 54	55 - 59	60 - 64	65 - 69	70 +	Total
00:00 AM	0	0	0	0	0	0	0	0	0	0	0	0	0	0
01:00	0	0	0	0	0	0	1	0	0	0	0	0	0	1
02:00	0	0	0	0	0	0	0	0	0	0	0	0	0	0
03:00	0	0	0	0	0	0	1	0	0	0	0	0	0	1
04:00	0	1	0	1	0	1	0	0	0	0	0	0	0	3
05:00	0	1	0	0	0	0	0	0	0	0	0	0	0	1
06:00	0	1	1	1	3	1	2	0	0	0	0	0	0	9
07:00	2	2	0	4	10	13	2	2	0	0	0	0	0	35
08:00	0	0	0	7	11	5	1	2	0	0	0	0	0	26
09:00	0	3	1	4	8	4	0	1	0	0	0	0	0	21
10:00	0	0	3	4	6	2	0	0	0	0	0	0	0	15
11:00	0	0	0	2	6	3	1	0	0	0	0	0	0	12
12:00 PM	0	2	2	3	5	1	3	0	0	0	0	0	0	16
13:00	0	0	1	5	11	2	0	1	0	0	0	0	0	20
14:00	0	2	0	2	6	3	3	0	0	0	0	0	0	16
15:00	0	1	1	8	8	2	1	0	0	0	0	0	0	21
16:00	2	1	2	3	3	2	2	1	0	0	0	0	0	16
17:00	0	2	0	4	3	4	1	0	0	0	0	0	0	14
18:00	1	2	6	7	5	4	0	0	0	0	0	0	0	25
19:00	1	1	1	3	3	3	2	0	0	0	0	0	0	14
20:00	0	1	0	2	6	3	2	0	0	0	0	0	0	14
21:00	0	1	0	0	1	1	1	0	0	0	0	0	0	4
22:00	0	0	0	0	1	0	0	0	0	0	0	0	0	1
23:00	0	0	0	0	1	0	1	0	0	0	0	0	0	2
<b>Totals</b>	<b>6</b>	<b>21</b>	<b>18</b>	<b>60</b>	<b>97</b>	<b>54</b>	<b>24</b>	<b>7</b>						<b>287</b>
<b>% of Totals</b>	2%	7%	6%	21%	34%	19%	8%	2%						100%

<b>AM Volumes</b>	2	8	5	23	44	29	8	5	0	0	0	0	0	124
<b>% AM</b>	1%	3%	2%	8%	15%	10%	3%	2%						43%
<b>AM Peak Hour</b>	07:00	09:00	10:00	08:00	08:00	07:00	06:00	07:00						07:00
<b>Volume</b>	2	3	3	7	11	13	2	2						35
<b>PM Volumes</b>	4	13	13	37	53	25	16	2	0	0	0	0	0	163
<b>% PM</b>	1%	5%	5%	13%	18%	9%	6%	1%						57%
<b>PM Peak Hour</b>	16:00	12:00	18:00	15:00	13:00	17:00	12:00	13:00						18:00
<b>Volume</b>	2	2	6	8	11	4	3	1						25

Directional Peak Periods All Speeds	AM 7-9		NOON 12-2		PM 4-6		Off Peak Volumes	
	Volume	%	Volume	%	Volume	%	Volume	%
	61	↔ 21%	36	↔ 13%	30	↔ 10%	160	↔ 56%

Street Name	Direction	Percentiles					ADT
		15th	50th	Average	85th	95th	
SW 113th Ave	North Bound	22	30	30	37	42	234
SW 113th Ave	South Bound	24	32	31	39	43	287

# SPEED

SW 113th Ave Bet. SW 56th Ct & SW 58th St

Day: Tuesday  
Date: 5/16/2023

City: Cooper City  
Project #: FL23\_140259\_010

## Summary

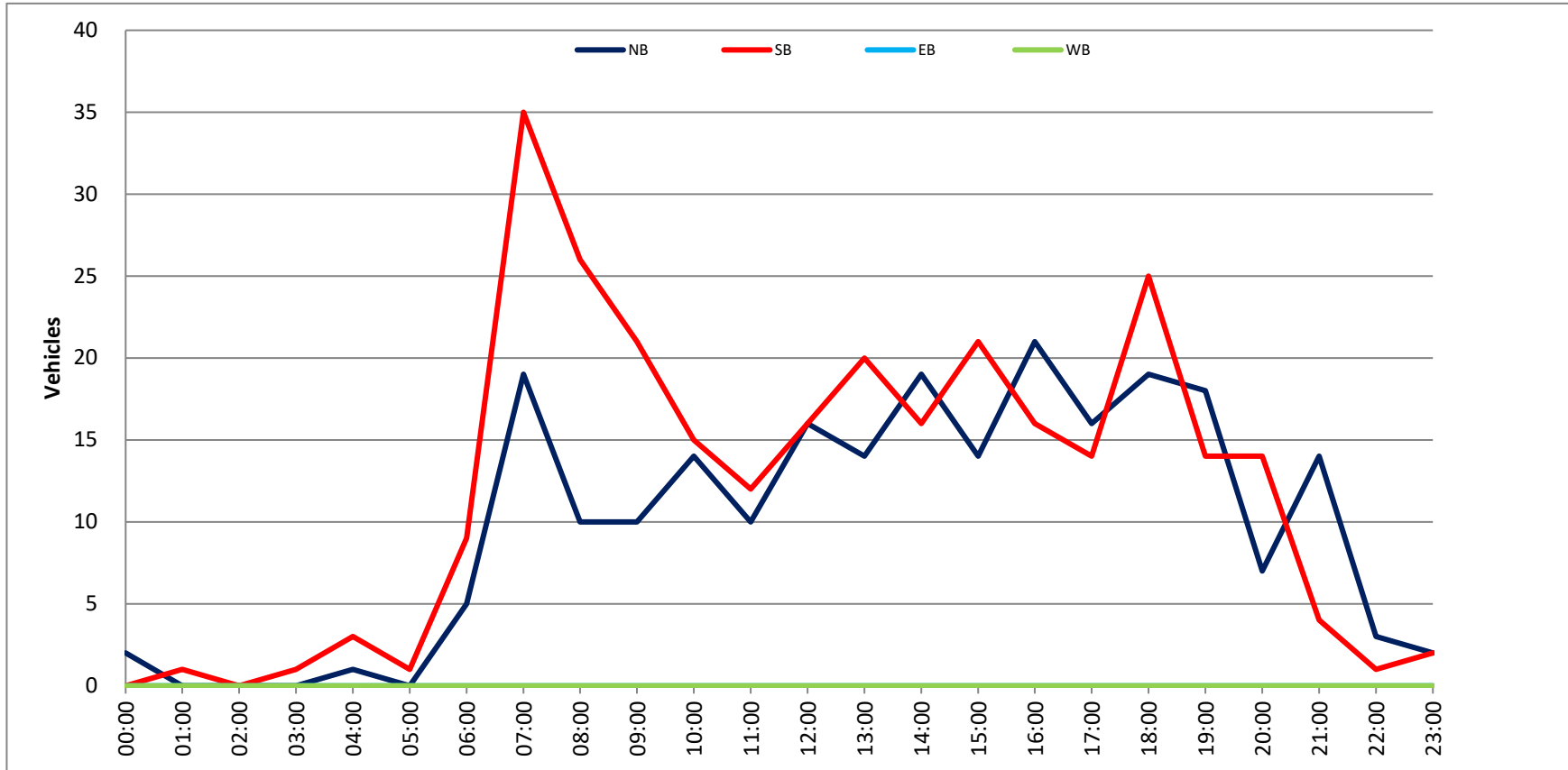
Time	< 15	15 - 19	20 - 24	25 - 29	30 - 34	35 - 39	40 - 44	45 - 49	50 - 54	55 - 59	60 - 64	65 - 69	70 +	Total
00:00 AM	0	0	1	1	0	0	0	0	0	0	0	0	0	2
01:00	0	0	0	0	0	0	1	0	0	0	0	0	0	1
02:00	0	0	0	0	0	0	0	0	0	0	0	0	0	0
03:00	0	0	0	0	0	0	1	0	0	0	0	0	0	1
04:00	0	1	0	1	0	2	0	0	0	0	0	0	0	4
05:00	0	1	0	0	0	0	0	0	0	0	0	0	0	1
06:00	0	2	3	2	4	1	2	0	0	0	0	0	0	14
07:00	3	2	0	11	20	13	3	2	0	0	0	0	0	54
08:00	0	0	4	13	11	5	1	2	0	0	0	0	0	36
09:00	0	3	2	7	12	4	1	2	0	0	0	0	0	31
10:00	0	0	5	10	10	4	0	0	0	0	0	0	0	29
11:00	0	1	1	5	9	5	1	0	0	0	0	0	0	22
12:00 PM	0	5	4	6	8	4	5	0	0	0	0	0	0	32
13:00	1	1	4	8	14	3	1	2	0	0	0	0	0	34
14:00	1	3	1	10	11	4	4	1	0	0	0	0	0	35
15:00	0	1	4	11	11	7	1	0	0	0	0	0	0	35
16:00	3	3	9	7	6	4	3	2	0	0	0	0	0	37
17:00	0	2	2	7	9	7	2	1	0	0	0	0	0	30
18:00	3	3	7	11	11	9	0	0	0	0	0	0	0	44
19:00	1	1	4	12	8	4	2	0	0	0	0	0	0	32
20:00	0	1	1	3	9	5	2	0	0	0	0	0	0	21
21:00	1	2	2	1	6	4	2	0	0	0	0	0	0	18
22:00	0	0	0	2	2	0	0	0	0	0	0	0	0	4
23:00	0	0	0	0	1	0	2	1	0	0	0	0	0	4
<b>Totals</b>	<b>13</b>	<b>32</b>	<b>54</b>	<b>128</b>	<b>162</b>	<b>85</b>	<b>34</b>	<b>13</b>						<b>521</b>
<b>% of Totals</b>	<b>2%</b>	<b>6%</b>	<b>10%</b>	<b>25%</b>	<b>31%</b>	<b>16%</b>	<b>7%</b>	<b>2%</b>						<b>100%</b>

<b>AM Volumes</b>	3	10	16	50	66	34	10	6	0	0	0	0	0	195
<b>% AM</b>	1%	2%	3%	10%	13%	7%	2%	1%						37%
<b>AM Peak Hour</b>	07:00	09:00	10:00	08:00	07:00	07:00	07:00	07:00						07:00
<b>Volume</b>	3	3	5	13	20	13	3	2						54
<b>PM Volumes</b>	10	22	38	78	96	51	24	7	0	0	0	0	0	326
<b>% PM</b>	2%	4%	7%	15%	18%	10%	5%	1%						63%
<b>PM Peak Hour</b>	16:00	12:00	16:00	19:00	13:00	18:00	12:00	13:00						18:00
<b>Volume</b>	3	5	9	12	14	9	5	2						44

Directional Peak Periods All Speeds	AM 7-9		NOON 12-2		PM 4-6		Off Peak Volumes	
	Volume	%	Volume	%	Volume	%	Volume	%
	90	↔ 17%	66	↔ 13%	67	↔ 13%	298	↔ 57%

Street Name	Direction	Percentiles					ADT
		15th	50th	Average	85th	95th	
SW 113th Ave	Summary	23	31	31	38	43	521





North Bound

Time	< 15	15 - 19	20 - 24	25 - 29	30 - 34	35 - 39	40 - 44	45 - 49	50 - 54	55 - 59	60 - 64	65 - 69	70 +	Total
00:00 AM	0	0	0	0	0	0	0	0	0	0	0	0	0	0
00:15	0	0	0	0	0	0	0	0	0	0	0	0	0	0
00:30	0	0	0	0	0	0	0	0	0	0	0	0	0	0
00:45	0	0	0	0	0	0	0	0	0	0	0	0	0	0
01:00	0	0	0	0	0	0	0	0	0	0	0	0	0	0
01:15	0	1	0	0	0	0	0	0	0	0	0	0	0	1
01:30	0	0	0	0	0	0	0	0	0	0	0	0	0	0
01:45	0	0	0	0	0	0	0	0	0	0	0	0	0	0
02:00	0	0	0	0	0	0	0	0	0	0	0	0	0	0
02:15	0	0	0	0	1	0	0	0	0	0	0	0	0	1
02:30	0	0	0	0	0	0	0	0	0	0	0	0	0	0
02:45	0	0	0	0	0	0	0	0	0	0	0	0	0	0
03:00	0	0	0	0	0	0	0	0	0	0	0	0	0	0
03:15	0	0	0	0	0	0	0	0	0	0	0	0	0	0
03:30	0	0	0	0	0	0	0	0	0	0	0	0	0	0
03:45	0	0	0	0	0	0	0	0	0	0	0	0	0	0
04:00	0	0	0	0	0	0	0	0	0	0	0	0	0	0
04:15	0	0	0	0	0	0	0	0	0	0	0	0	0	0
04:30	0	0	0	0	0	0	0	0	0	0	0	0	0	0
04:45	0	0	0	0	0	0	0	0	0	0	0	0	0	0
05:00	0	0	0	0	0	0	0	0	0	0	0	0	0	0
05:15	0	0	0	0	1	0	0	0	0	0	0	0	0	1
05:30	0	0	0	0	0	0	0	0	0	0	0	0	0	0
05:45	0	0	0	0	0	1	1	0	0	0	0	0	0	2
06:00	0	1	0	0	0	0	0	0	0	0	0	0	0	1
06:15	0	0	0	0	0	0	0	0	0	0	0	0	0	0
06:30	0	1	0	0	1	0	0	0	0	0	0	0	0	2
06:45	0	0	0	0	1	0	0	0	0	0	0	0	0	1
07:00	0	0	0	1	0	0	0	0	0	0	0	0	0	1
07:15	1	1	2	0	0	0	0	0	0	0	0	0	0	5
07:30	0	0	0	0	1	1	1	0	0	0	0	0	0	3
07:45	0	0	2	2	3	1	0	0	0	0	0	0	0	7
08:00	0	0	0	1	2	0	0	0	0	0	0	0	0	3
08:15	0	1	2	1	0	0	0	0	0	0	0	0	0	4
08:30	0	0	0	2	1	0	0	0	0	0	0	0	0	3
08:45	0	0	0	0	1	1	0	0	0	0	0	0	0	2
09:00	0	0	0	0	0	0	0	0	0	0	0	0	0	0
09:15	1	0	0	0	2	1	1	0	0	0	0	0	0	5
09:30	0	0	0	0	1	1	0	0	0	0	0	0	0	2
09:45	0	0	0	1	1	0	0	0	0	0	0	0	0	2
10:00	0	0	0	1	1	2	1	0	0	0	0	0	0	5
10:15	0	0	0	0	0	0	0	0	0	0	0	0	0	1
10:30	0	0	0	0	3	0	0	0	0	0	0	0	0	3
10:45	0	0	0	0	0	0	0	0	0	0	0	0	0	1
11:00	0	0	1	0	0	0	0	0	0	0	0	0	0	1
11:15	0	0	1	2	0	0	0	0	0	0	0	0	0	3
11:30	0	0	1	0	1	0	1	0	0	0	0	0	0	3
11:45	0	0	0	0	1	1	1	0	0	0	0	0	0	3
12:00 PM	0	0	0	0	2	0	0	0	0	0	0	0	0	4
12:15	0	1	0	1	0	0	0	0	0	0	0	0	0	2
12:30	0	0	0	0	0	1	0	0	0	0	0	0	0	1
12:45	0	0	0	1	0	0	0	0	0	0	0	0	0	1
13:00	1	0	1	0	1	2	0	0	0	0	0	0	0	5
13:15	0	0	1	3	1	0	0	0	0	0	0	0	0	5
13:30	0	0	0	0	1	0	1	0	0	0	0	0	0	2
13:45	1	1	1	1	1	0	0	0	0	0	0	0	0	5
14:00	0	0	0	3	1	1	0	0	0	0	0	0	0	5
14:15	0	1	0	1	2	2	1	0	0	0	0	0	0	7
14:30	0	1	0	0	1	1	0	0	0	0	0	0	0	3
14:45	0	1	2	0	2	1	0	0	0	0	0	0	0	6
15:00	0	1	0	1	0	1	0	0	0	0	0	0	0	3
15:15	0	0	2	3	2	0	0	0	0	0	0	0	0	7
15:30	0	0	1	0	1	0	0	0	0	0	0	0	0	2
15:45	0	0	0	0	1	1	0	0	0	0	0	0	0	2
16:00	0	0	0	2	2	0	0	0	0	0	0	0	0	4
16:15	0	0	0	0	3	0	3	0	0	0	0	0	0	6
16:30	2	0	1	2	1	0	0	0	0	0	0	0	0	6
16:45	0	0	0	2	1	0	0	0	0	0	0	0	0	3
17:00	0	0	1	1	1	1	0	0	0	0	0	0	0	4
17:15	0	0	1	3	7	1	0	0	0	0	0	0	0	12
17:30	0	0	2	2	0	1	0	0	0	0	0	0	0	5
17:45	0	0	0	1	3	4	0	0	0	0	0	0	0	8
18:00	0	0	2	3	0	2	0	0	0	0	0	0	0	7
18:15	0	0	0	1	0	1	1	0	0	0	0	0	0	3
18:30	1	0	2	0	0	0	0	0	0	0	0	0	0	3
18:45	1	1	1	1	1	0	1	0	0	0	0	0	0	6
19:00	0	0	0	1	1	0	0	0	0	0	0	0	0	2
19:15	0	0	0	1	1	1	0	0	0	0	0	0	0	3
19:30	0	1	0	1	3	0	0	0	0	0	0	0	0	5
19:45	0	0	1	2	0	2	0	0	0	0	0	0	0	5
20:00	1	1	0	1	1	0	0	0	0	0	0	0	0	4
20:15	0	0	1	0	3	1	1	0	0	0	0	0	0	6
20:30	0	0	4	6	11	11	1	0	0	0	0	0	0	31
20:45	0	0	0	1	0	0	0	0	0	0	0	0	0	1
21:00	0	0	0	1	0	2	0	0	0	0	0	0	0	3
21:15	0	2	0	0	1	0	0	1	0	0	0	0	0	4
21:30	0	1	0	1	0	0	0	0	0	0	0	0	0	2
21:45	0	0	0	0	0	0	0	0	0	0	0	0	0	0
22:00	0	0	0	0	0	0	0	0	0	0	0	0	0	0
22:15	0	0	1	0	0	0	0	0	0	0	0	0	0	1
22:30	0	0	0	0	0	0	0	1	0	0	0	0	0	0
22:45	0	0	0	0	0	0	0	1	0	0	0	0	0	1
23:00	0	0	0	0	1	1	0	0	0	0	0	0	0	2
23:15	0	0	0	0	0	0	0	0	0	0	0	0	0	0
23:30	0	0	0	0	0	0	0	0	0	0	0	0	0	0
23:45	0	0	0	0	0	0	1	0	0	0	0	0	0	1
<b>Totals</b>	<b>9</b>	<b>17</b>	<b>30</b>	<b>69</b>	<b>65</b>	<b>35</b>	<b>14</b>	<b>2</b>						<b>241</b>
<b>% of Totals</b>	<b>4%</b>	<b>7%</b>	<b>12%</b>	<b>29%</b>	<b>27%</b>	<b>15%</b>	<b>6%</b>	<b>1%</b>						<b>100%</b>

<b>AM Volumes</b>		2	5	7	15	18	9	6	0	0	0	0	0	60	
<b>% AM</b>		1%	2%	3%	8%	7%	4%	4%	2%					27%	
<b>AM Peak Hour</b>		06:30	06:45	07:30	07:45	07:15	09:15	09:15						07:35	
<b>Volume</b>		1	2	3	11	6	4	2						13	
<b>PM Volumes</b>		7	12	23	50	47	26	8	2	0	0	0	0	170	
<b>% PM</b>		3%	5%	10%	21%	20%	11%	3%	1%					73%	
<b>PM Peak Hour</b>		13:00	14:15	17:15	17:15	17:00	14:00	15:30	20:30					17:15	
<b>Volume</b>		2	4	6	11	12	3	1	1					31	
<b>Directional Peak Periods</b>		<b>AM 7-9</b>				<b>NOON 12-2</b>				<b>PM 4-6</b>				<b>Off Peak Volumes</b>	
<b>All Classes</b>		Volume 28 ← → % 12%				Volume 25 ← → % 10%				Volume 48 ← → % 20%				Volume 140 ← → % 58%	

Street Name	Direction	Percentiles					
		15th	50th	Average	85th	95th	ADT
SW 113th Ave	North Bound	22	30	29	37	41	241
SW 113th Ave	South Bound	24	32	31	39	43	295

Time	< 15	15 - 19	20 - 24	25 - 29	30 - 34	35 - 39	40 - 44	45 - 49	50 - 54	55 - 59	60 - 64	65 - 69	70 +	Total
00:00 AM	0	0	0	0	0	0	0	0	0	0	0	0	0	0
00:15	0	0	0	0	0	0	0	0	0	0	0	0	0	0
00:30	0	0	0	0	0	0	0	0	0	0	0	0	0	0
00:45	0	0	0	0	0	0	0	0	0	0	0	0	0	0
01:00	0	0	0	0	0	0	0	0	0	0	0	0	0	0
01:15	0	0	0	0	0	0	0	0	0	0	0	0	0	0
01:30	0	0	0	0	0	0	0	0	0	0	0	0	0	0
01:45	0	0	0	0	0	0	0	0	0	0	0	0	0	0
02:00	0	0	0	0	0	0	0	0	0	0	0	0	0	0
02:15	0	0	0	0	0	0	0	0	0	0	0	0	0	0
02:30	0	0	0	0	0	0	0	0	0	0	0	0	0	0
02:45	0	0	0	0	0	0	0	0	0	0	0	0	0	0
03:00	0	0	0	0	0	0	0	0	0	0	0	0	0	0
03:15	0	0	0	0	0	0	1	0	0	0	0	0	0	1
03:30	0	0	0	0	0	0	0	0	0	0	0	0	0	0
03:45	0	0	0	0	0	0	0	0	0	0	0	0	0	0
04:00	0	0	0	0	0	0	0	0	0	0	0	0	0	0
04:15	0	0	0	0	0	0	0	0	0	0	0	0	0	0
04:30	0	0	0	0	0	0	0	0	0	0	0	0	0	0
04:45	0	0	0	0	0	0	0	0	0	0	0	0	0	0
05:00	1	0	0	1	0	0	0	0	0	0	0	0	0	2
05:15	0	0	1	0	0	0	0	0	0	0	0	0	0	1
05:30	0	0	0	0	0	0	0	0	0	0	0	0	0	0
05:45	0	0	0	0	0	0	0	0	0	0	0	0	0	0
06:00	0	1	0	0	0	0	0	0	0	0	0	0	0	1
06:15	0	0	0	0	0	0	1	0	0	0	0	0	0	1
06:30	0	0	0	0	1	0	1	0	0	0	0	0	0	2
06:45	0	1	0	2	4	1	0	0	0	0	0	0	0	8
07:00	2	0	0	1	3	2	1	0	0	0	0	0	0	9
07:15	0	2	0	1	1	1	1	0	0	0	0	0	0	6
07:30	0	0	0	1	3	1	2	0	0	0	0	0	0	7
07:45	0	0	0	3	3	3	0	0	0	0	0	0	0	9
08:00	0	0	0	3	3	3	2	0	0	0	0	0	0	8
08:15	0	0	2	5	5	0	0	1	0	0	0	0	0	13
08:30	0	0	0	1	1	4	0	1	0	0	0	0	0	7
08:45	0	0	1	1	0	2	0	0	0	0	0	0	0	4
09:00	1	1	1	1	1	2	0	0	0	0	0	0	0	7
09:15	1	0	0	2	0	0	1	0	0	0	0	0	0	4
09:30	0	0	1	1	1	1	1	0	0	0	0	0	0	5
09:45	0	0	0	1	1	0	1	0	0	0	0	0	0	3
10:00	0	0	0	1	0	0	0	0	0	0	0	0	0	1
10:15	0	0	0	0	2	1	0	0	0	0	0	0	0	3
10:30	0	0	0	1	1	0	0	0	0	0	0	0	0	2
10:45	0	0	0	0	0	6	0	0	0	0	0	0	0	7
11:00	0	0	1	2	1	0	0	0	0	0	0	0	0	4
11:15	0	0	1	0	0	0	0	0	0	0	0	0	0	2
11:30	0	0	0	3	2	0	1	0	0	0	0	0	0	6
11:45	0	0	0	3	2	0	0	0	0	0	0	0	0	5
12:00 PM	0	0	0	1	0	2	0	0	0	0	0	0	0	3
12:15	0	0	0	0	2	4	0	0	0	0	0	0	0	6
12:30	0	0	0	2	1	1	1	1	0	0	0	0	0	6
12:45	0	1	0	0	3	1	0	0	0	0	0	0	0	5
13:00	1	1	0	1	0	0	0	0	0	0	0	0	0	3
13:15	1	1	0	0	0	0	0	0	0	0	0	0	0	2
13:30	0	0	0	0	1	0	0	0	0	0	0	0	0	1
13:45	0	0	0	2	1	2	0	0	1	0	0	0	0	7
14:00	0	1	2	0	1	0	0	0	0	0	0	0	0	4
14:15	0	0	0	0	2	1	0	0	0	0	0	0	0	3
14:30	1	3	2	1	1	0	1	0	0	0	0	0	0	9
14:45	0	1	0	0	3	1	2	0	0	0	0	0	0	7
15:00	0	0	0	1	1	0	0	0	0	0	0	0	0	2
15:15	0	0	0	2	0	0	0	0	0	0	0	0	0	2
15:30	0	0	0	0	2	0	0	0	0	0	0	0	0	2
15:45	0	0	0	0	2	0	0	0	0	0	0	0	0	2
16:00	0	0	0	2	0	3	1	0	0	0	0	0	0	6
16:15	0	0	0	0	3	0	0	0	0	0	0	0	0	3
16:30	1	1	0	1	1	0	0	0	0	0	0	0	0	4
16:45	0	1	0	1	1	1	0	0	0	0	0	0	0	4
17:00	0	0	0	1	0	2	1	0	0	0	0	0	0	4
17:15	0	0	0	0	0	2	0	0	0	0	0	0	0	2
17:30	0	0	1	0	1	1	2	1	0	0	0	0	0	6
17:45	0	0	0	0	3	2	0	0	0	0	0	0	0	7
18:00	1	0	0	0	3	1	1	0	0	0	0	0	0	6
18:15	0	0	0	2	1	2	1	0	0	0	0	0	0	6
18:30	1	0	0	2	0	1	0	0	0	0	0	0	0	4
18:45	0	1	4	0	0	1	0	1	0	0	0	0	0	7
19:00	0	0	0	0	1	0	0	0	0	0	0	0	0	1
19:15	0	0	0	1	4	1	0	0	0	0	0	0	0	6
19:30	0	0	0	0	0	0	0	0	0	0	0	0	0	0
19:45	0	0	1	2	1	0	0	0	0	0	0	0	0	4
20:00	0	0	1	2	2	1	1	0	0	0	0	0	0	7
20:15	0	0	1	1	1	0	0	0	0	0	0	0	0	3
20:30	2	5	4	11	17	12	3	0	1	0	0	0	0	37
20:45	0	0	0	0	0	1	0	0	0	0	0	0	0	1
21:00	0	0	0	0	0	0	0	0	0	0	0	0	0	0
21:15	0	0	0	1	2	0	0	1	0	0	0	0	0	4
21:30	0	1	0	0	0	0	0	0	0	0	0	0	0	1
21:45	0	0	0	0	0	0	0	0	0	0	0	0	0	0
22:00	0	0	1	0	0	0	0	0	0	0	0	0	0	1
22:15	0	0	0	0	0	0	0	0	0	0	0	0	0	0
22:30	0	0	0	0	0	0	0	0	0	0	0	0	0	0
22:45	0	0	0	0	1	2	0	0	0	0	0	0	0	3
23:00	0	0	0	0	0	0	0	0	0	0	0	0	0	0
23:15	0	0	0	0	0	0	0	1	1	0	0	0	0	2
23:30	0	0	0	1	1	0	0	0	0	0	0	0	0	2
23:45	0	0	0	0	0	0	0	0	0	0	0	0	0	0
<b>Totals</b>	<b>11</b>	<b>17</b>	<b>21</b>	<b>74</b>	<b>68</b>	<b>22</b>	<b>7</b>	<b>1</b>	<b>0</b>	<b>0</b>	<b>0</b>	<b>0</b>	<b>0</b>	<b>295</b>
% of Totals	4%	6%	7%	25%	23%	7%	2%	0%	0%	0%	0%	0%	0%	100%

AM Volumes	5	5	8	35	33	28	12	2	0 <th>0 <th>0 <th>0 <th>0 <th>128</th> </th></th></th></th>	0 <th>0 <th>0 <th>0 <th>128</th> </th></th></th>	0 <th>0 <th>0 <th>128</th> </th></th>	0 <th>0 <th>128</th> </th>	0 <th>128</th>	128
% AM	2%	2%	3%	12%	11%	9%	4%	1%	0%	0%	0%	0%	0%	43%
AM Peak Hour	06:15	06:30	08:15	07:30	07:30	07:45	07:15	07:45	07:30	07:30	07:30	07:30	07:30	07:30
Volume	2	3	4	11	12	10	5	2	10	10	10	10	10	31
PM Volumes	6	12	13	39	41	40	10	5	1	0	0	0	0	167
% PM	2%	4%	4%	13%	14%	14%	3%	2%	0%	0%	0%	0%	0%	57%
PM Peak Hour	12:30	14:00	13:45	14:30	17:30	12:00	17:30	12:00	18:00	12:00	12:00	12:00	12:00	17:30
Volume	2	5	4	17	8	5	4	1	18	18	18	18	18	25

Street Name	Direction	Percentiles					
		15th	50th	Average	85th	95th	ADT
SW 113th Ave	North Bound	22	30	29	37	41	241
SW 113th Ave	South Bound	24	32	31	39	43	295

Summary

Time	< 15	15 - 19	20 - 24	25 - 29	30 - 34	35 - 39	40 - 44	45 - 49	50 - 54	55 - 59	60 - 64	65 - 69	70 +	Total
00:00 AM	0	0	0	0	0	0	0	0	0	0	0	0	0	0
00:15	0	0	0	0	0	0	0	0	0	0	0	0	0	0
00:30	0	0	0	0	0	0	0	0	0	0	0	0	0	0
00:45	0	0	0	0	0	0	0	0	0	0	0	0	0	0
01:00	0	0	0	0	0	0	0	0	0	0	0	0	0	0
01:15	0	1	0	0	0	0	0	0	0	0	0	0	0	1
01:30	0	0	0	0	0	0	0	0	0	0	0	0	0	0
01:45	0	0	0	0	0	0	0	0	0	0	0	0	0	0
02:00	0	0	0	0	0	0	0	0	0	0	0	0	0	0
02:15	0	0	0	0	1	0	0	0	0	0	0	0	0	1
02:30	0	0	0	0	0	0	0	0	0	0	0	0	0	0
02:45	0	0	0	0	0	0	0	0	0	0	0	0	0	0
03:00	0	0	0	0	0	0	0	0	0	0	0	0	0	0
03:15	0	0	0	0	0	0	1	0	0	0	0	0	0	1
03:30	0	0	0	0	0	0	0	0	0	0	0	0	0	0
03:45	0	0	0	0	0	0	0	0	0	0	0	0	0	0
04:00	0	0	0	0	0	0	0	0	0	0	0	0	0	0
04:15	0	0	0	0	0	0	0	0	0	0	0	0	0	0
04:30	0	0	0	0	0	0	0	0	0	0	0	0	0	0
04:45	0	0	0	0	0	0	0	0	0	0	0	0	0	0
05:00	1	0	0	1	0	0	0	0	0	0	0	0	0	2
05:15	0	0	1	1	0	0	0	0	0	0	0	0	0	2
05:30	0	0	0	0	0	0	0	0	0	0	0	0	0	0
05:45	0	0	0	0	0	1	1	0	0	0	0	0	0	2
06:00	0	2	0	0	0	0	0	0	0	0	0	0	0	2
06:15	0	0	0	0	0	0	1	0	0	0	0	0	0	1
06:30	0	1	0	2	1	1	0	0	0	0	0	0	0	4
06:45	0	1	0	2	5	1	0	0	0	0	0	0	0	9
07:00	2	0	0	2	3	2	1	0	0	0	0	0	0	10
07:15	1	3	1	3	1	1	1	0	0	0	0	0	0	11
07:30	0	0	0	1	4	2	3	0	0	0	0	0	0	10
07:45	0	0	2	5	6	4	0	0	0	0	0	0	0	16
08:00	0	0	0	3	3	3	2	0	0	0	0	0	0	11
08:15	0	1	4	6	5	0	0	1	0	0	0	0	0	17
08:30	0	0	0	3	2	4	0	1	0	0	0	0	0	10
08:45	0	0	1	1	1	3	0	0	0	0	0	0	0	6
09:00	1	1	1	1	1	2	0	0	0	0	0	0	0	7
09:15	2	0	0	2	2	1	2	0	0	0	0	0	0	9
09:30	0	0	1	1	2	2	1	0	0	0	0	0	0	7
09:45	0	0	0	2	2	0	1	0	0	0	0	0	0	5
10:00	0	0	1	2	2	2	1	0	0	0	0	0	0	6
10:15	0	0	0	1	2	1	0	0	0	0	0	0	0	4
10:30	0	0	0	4	1	0	0	0	0	0	0	0	0	5
10:45	0	0	0	2	0	6	0	0	0	0	0	0	0	8
11:00	0	0	2	2	1	0	0	0	0	0	0	0	0	5
11:15	0	0	2	3	0	0	0	0	0	0	0	0	0	5
11:30	0	0	1	3	3	0	2	0	0	0	0	0	0	9
11:45	0	0	0	3	3	1	1	0	0	0	0	0	0	8
12:00 PM	0	0	0	3	2	2	0	0	0	0	0	0	0	7
12:15	0	1	0	1	2	4	0	0	0	0	0	0	0	8
12:30	0	0	0	2	1	2	1	1	0	0	0	0	0	7
12:45	0	1	0	1	3	1	0	0	0	0	0	0	0	6
13:00	2	1	1	1	1	2	0	0	0	0	0	0	0	8
13:15	1	1	1	3	1	0	0	0	0	0	0	0	0	7
13:30	0	0	0	2	1	1	0	0	0	0	0	0	0	4
13:45	1	1	1	3	3	2	0	0	1	0	0	0	0	12
14:00	0	1	2	3	2	1	0	0	0	0	0	0	0	9
14:15	0	1	0	1	2	4	2	0	0	0	0	0	0	10
14:30	1	4	2	1	2	1	1	0	0	0	0	0	0	12
14:45	0	2	2	3	3	3	0	0	0	0	0	0	0	13
15:00	0	1	0	2	1	1	0	0	0	0	0	0	0	5
15:15	0	0	2	5	2	0	0	0	0	0	0	0	0	9
15:30	0	0	1	0	1	2	0	0	0	0	0	0	0	4
15:45	0	0	0	0	3	1	0	0	0	0	0	0	0	4
16:00	0	0	0	4	2	3	1	0	0	0	0	0	0	10
16:15	0	0	0	0	6	0	3	0	0	0	0	0	0	9
16:30	3	1	1	3	2	0	0	0	0	0	0	0	0	10
16:45	0	1	0	1	3	2	0	0	0	0	0	0	0	7
17:00	0	0	1	2	1	3	1	0	0	0	0	0	0	8
17:15	0	0	1	3	7	3	0	0	0	0	0	0	0	14
17:30	0	0	3	2	1	2	2	1	0	0	0	0	0	11
17:45	0	0	4	5	7	2	0	0	0	0	0	0	0	15
18:00	1	0	2	3	3	3	1	0	0	0	0	0	0	13
18:15	0	0	0	3	1	3	2	0	0	0	0	0	0	9
18:30	2	0	2	2	0	1	0	0	0	0	0	0	0	7
18:45	1	2	5	1	1	1	1	1	0	0	0	0	0	13
19:00	0	0	0	1	2	3	0	0	0	0	0	0	0	6
19:15	0	0	0	2	5	2	0	0	0	0	0	0	0	9
19:30	0	1	0	1	3	0	0	0	0	0	0	0	0	5
19:45	0	0	2	4	1	2	0	0	0	0	0	0	0	9
20:00	1	1	1	3	4	1	1	0	0	0	0	0	0	11
20:15	0	0	2	1	4	1	1	0	0	0	0	0	0	9
20:30	0	0	0	1	5	3	4	0	0	0	0	0	0	12
20:45	0	0	0	1	0	1	0	0	0	0	0	0	0	2
21:00	0	0	0	1	0	2	0	0	0	0	0	0	0	3
21:15	0	2	0	1	3	0	0	2	0	0	0	0	0	8
21:30	0	2	0	1	0	0	0	0	0	0	0	0	0	3
21:45	0	0	0	0	0	0	0	0	0	0	0	0	0	0
22:00	0	0	1	0	0	0	0	0	0	0	0	0	0	1
22:15	0	0	1	0	0	0	0	0	0	0	0	0	0	1
22:30	0	0	0	0	0	0	0	0	0	0	0	0	0	0
22:45	0	0	0	0	1	2	0	1	0	0	0	0	0	4
23:00	0	0	0	0	1	1	0	0	0	0	0	0	0	2
23:15	0	0	0	0	0	0	0	1	1	0	0	0	0	1
23:30	0	0	0	1	1	0	0	0	0	0	0	0	0	2
23:45	0	0	0	0	0	0	1	0	0	0	0	0	0	1
<b>Totals</b>	<b>20</b>	<b>34</b>	<b>51</b>	<b>143</b>	<b>139</b>	<b>103</b>	<b>36</b>	<b>9</b>	<b>1</b>	<b>0</b>	<b>0</b>	<b>0</b>	<b>0</b>	<b>536</b>
<b>% of Totals</b>	<b>4%</b>	<b>6%</b>	<b>10%</b>	<b>27%</b>	<b>26%</b>	<b>19%</b>	<b>7%</b>	<b>2%</b>	<b>0%</b>	<b>0%</b>	<b>0%</b>	<b>0%</b>	<b>0%</b>	<b>100%</b>

Directional Peak Periods	AM 7-9			NOON 12-2			PM 4-6			Off Peak Volumes		
All Classes	Volume	%		Volume	%		Volume	%		Volume	%	
	91	17%	← →	59	11%	← →	84	16%	← →	302	56%	← →

Street Name	Direction	15th	50th	Average	85th	95th	ADT
SW 113th Ave	Summary	23	31	30	38	43	536

# SPEED

SW 113th Ave Bet. SW 56th Ct & SW 58th St

Day: Wednesday

Date: 5/17/2023

City: Cooper City

Project #: FL23\_140259\_010n

## North Bound

Time	< 15	15 - 19	20 - 24	25 - 29	30 - 34	35 - 39	40 - 44	45 - 49	50 - 54	55 - 59	60 - 64	65 - 69	70 +	Total
00:00 AM	0	0	0	0	0	0	0	0	0	0	0	0	0	0
01:00	0	1	0	0	0	0	0	0	0	0	0	0	0	1
02:00	0	0	0	0	1	0	0	0	0	0	0	0	0	1
03:00	0	0	0	0	0	0	0	0	0	0	0	0	0	0
04:00	0	0	0	0	0	0	0	0	0	0	0	0	0	0
05:00	0	0	0	0	1	1	1	0	0	0	0	0	0	3
06:00	0	2	0	1	1	0	0	0	0	0	0	0	0	4
07:00	1	1	2	5	4	2	1	0	0	0	0	0	0	16
08:00	0	1	2	4	4	1	0	0	0	0	0	0	0	12
09:00	1	0	0	1	4	2	1	0	0	0	0	0	0	9
10:00	0	0	0	6	1	2	1	0	0	0	0	0	0	10
11:00	0	0	3	2	2	1	2	0	0	0	0	0	0	10
12:00 PM	0	1	0	4	2	1	0	0	0	0	0	0	0	8
13:00	2	1	3	5	3	3	0	0	0	0	0	0	0	17
14:00	0	3	2	4	6	5	1	0	0	0	0	0	0	21
15:00	0	1	3	4	4	2	0	0	0	0	0	0	0	14
16:00	2	0	1	7	5	1	3	0	0	0	0	0	0	19
17:00	0	0	5	9	12	3	0	0	0	0	0	0	0	29
18:00	2	1	5	5	1	3	2	0	0	0	0	0	0	19
19:00	0	1	2	5	7	3	0	0	0	0	0	0	0	18
20:00	1	1	1	5	5	2	1	0	0	0	0	0	0	16
21:00	0	3	0	2	1	2	0	1	0	0	0	0	0	9
22:00	0	0	1	0	0	0	0	1	0	0	0	0	0	2
23:00	0	0	0	0	1	1	1	0	0	0	0	0	0	3
<b>Totals</b>	<b>9</b>	<b>17</b>	<b>30</b>	<b>69</b>	<b>65</b>	<b>35</b>	<b>14</b>	<b>2</b>						<b>241</b>
<b>% of Totals</b>	4%	7%	12%	29%	27%	15%	6%	1%						100%

<b>AM Volumes</b>	2	5	7	19	18	9	6	0	0	0	0	0	0	66
<b>% AM</b>	1%	2%	3%	8%	7%	4%	2%							27%
<b>AM Peak Hour</b>	07:00	06:00	11:00	10:00	07:00	07:00	11:00							07:00
<b>Volume</b>	1	2	3	6	4	2	2							16
<b>PM Volumes</b>	7	12	23	50	47	26	8	2	0	0	0	0	0	175
<b>% PM</b>	3%	5%	10%	21%	20%	11%	3%	1%						73%
<b>PM Peak Hour</b>	13:00	14:00	17:00	17:00	17:00	14:00	16:00	21:00						17:00
<b>Volume</b>	2	3	5	9	12	5	3	1						29

Directional Peak Periods All Speeds	AM 7-9		NOON 12-2		PM 4-6		Off Peak Volumes	
	Volume	%	Volume	%	Volume	%	Volume	%
	28	↔ 12%	25	↔ 10%	48	↔ 20%	140	↔ 58%

Street Name	Direction	Percentiles					ADT
		15th	50th	Average	85th	95th	
SW 113th Ave	North Bound	22	30	29	37	41	241
SW 113th Ave	South Bound	24	32	31	39	43	295



# SPEED

SW 113th Ave Bet. SW 56th Ct & SW 58th St

Day: Wednesday

Date: 5/17/2023

City: Cooper City

Project #: FL23\_140259\_010s

## South Bound

Time	< 15	15 - 19	20 - 24	25 - 29	30 - 34	35 - 39	40 - 44	45 - 49	50 - 54	55 - 59	60 - 64	65 - 69	70 +	Total
00:00 AM	0	0	0	0	0	0	0	0	0	0	0	0	0	0
01:00	0	0	0	0	0	0	0	0	0	0	0	0	0	0
02:00	0	0	0	0	0	0	0	0	0	0	0	0	0	0
03:00	0	0	0	0	0	0	1	0	0	0	0	0	0	1
04:00	0	0	0	0	0	0	0	0	0	0	0	0	0	0
05:00	1	0	1	1	0	0	0	0	0	0	0	0	0	3
06:00	0	2	0	3	4	2	1	0	0	0	0	0	0	12
07:00	2	2	0	6	10	7	4	0	0	0	0	0	0	31
08:00	0	0	3	9	7	9	2	2	0	0	0	0	0	32
09:00	2	1	2	5	3	3	3	0	0	0	0	0	0	19
10:00	0	0	0	2	4	7	0	0	0	0	0	0	0	13
11:00	0	0	2	9	5	0	1	0	0	0	0	0	0	17
12:00 PM	0	1	0	3	6	8	1	1	0	0	0	0	0	20
13:00	2	2	0	4	3	2	0	0	1	0	0	0	0	14
14:00	1	5	4	4	3	4	2	0	0	0	0	0	0	23
15:00	0	0	0	3	3	2	0	0	0	0	0	0	0	8
16:00	1	2	0	7	2	4	1	0	0	0	0	0	0	17
17:00	0	0	1	3	4	7	3	1	0	0	0	0	0	19
18:00	2	1	4	4	4	5	2	1	0	0	0	0	0	23
19:00	0	0	1	4	5	1	0	0	0	0	0	0	0	11
20:00	0	0	2	5	5	5	1	0	0	0	0	0	0	18
21:00	0	1	0	1	4	0	0	1	0	0	0	0	0	7
22:00	0	0	1	0	1	2	0	0	0	0	0	0	0	4
23:00	0	0	0	1	1	0	0	1	0	0	0	0	0	3
<b>Totals</b>	<b>11</b>	<b>17</b>	<b>21</b>	<b>74</b>	<b>74</b>	<b>68</b>	<b>22</b>	<b>7</b>	<b>1</b>					<b>295</b>
<b>% of Totals</b>	4%	6%	7%	25%	25%	23%	7%	2%	0%					100%

<b>AM Volumes</b>	5	5	8	35	33	28	12	2	0	0	0	0	0	128
<b>% AM</b>	2%	2%	3%	12%	11%	9%	4%	1%						43%
<b>AM Peak Hour</b>	07:00	06:00	08:00	08:00	07:00	08:00	07:00	08:00						08:00
<b>Volume</b>	2	2	3	9	10	9	4	2						32
<b>PM Volumes</b>	6	12	13	39	41	40	10	5	1	0	0	0	0	167
<b>% PM</b>	2%	4%	4%	13%	14%	14%	3%	2%	0%					57%
<b>PM Peak Hour</b>	13:00	14:00	14:00	16:00	12:00	12:00	17:00	12:00	13:00					14:00
<b>Volume</b>	2	5	4	7	6	8	3	1	1					23

Directional Peak Periods All Speeds	AM 7-9		NOON 12-2		PM 4-6		Off Peak Volumes	
	Volume	%	Volume	%	Volume	%	Volume	%
	63	↔ 21%	34	↔ 12%	36	↔ 12%	162	↔ 55%

Street Name	Direction	Percentiles					ADT
		15th	50th	Average	85th	95th	
SW 113th Ave	North Bound	22	30	29	37	41	241
SW 113th Ave	South Bound	24	32	31	39	43	295

# SPEED

SW 113th Ave Bet. SW 56th Ct & SW 58th St

Day: Wednesday

Date: 5/17/2023

City: Cooper City

Project #: FL23\_140259\_010

## Summary

Time	< 15	15 - 19	20 - 24	25 - 29	30 - 34	35 - 39	40 - 44	45 - 49	50 - 54	55 - 59	60 - 64	65 - 69	70 +	Total
00:00 AM	0	0	0	0	0	0	0	0	0	0	0	0	0	0
01:00	0	1	0	0	0	0	0	0	0	0	0	0	0	1
02:00	0	0	0	0	1	0	0	0	0	0	0	0	0	1
03:00	0	0	0	0	0	0	1	0	0	0	0	0	0	1
04:00	0	0	0	0	0	0	0	0	0	0	0	0	0	0
05:00	1	0	1	1	1	1	1	0	0	0	0	0	0	6
06:00	0	4	0	4	5	2	1	0	0	0	0	0	0	16
07:00	3	3	2	11	14	9	5	0	0	0	0	0	0	47
08:00	0	1	5	13	11	10	2	2	0	0	0	0	0	44
09:00	3	1	2	6	7	5	4	0	0	0	0	0	0	28
10:00	0	0	0	8	5	9	1	0	0	0	0	0	0	23
11:00	0	0	5	11	7	1	3	0	0	0	0	0	0	27
12:00 PM	0	2	0	7	8	9	1	1	0	0	0	0	0	28
13:00	4	3	3	9	6	5	0	0	1	0	0	0	0	31
14:00	1	8	6	8	9	9	3	0	0	0	0	0	0	44
15:00	0	1	3	7	7	4	0	0	0	0	0	0	0	22
16:00	3	2	1	14	7	5	4	0	0	0	0	0	0	36
17:00	0	0	6	12	16	10	3	1	0	0	0	0	0	48
18:00	4	2	9	9	5	8	4	1	0	0	0	0	0	42
19:00	0	1	3	9	12	4	0	0	0	0	0	0	0	29
20:00	1	1	3	10	10	7	2	0	0	0	0	0	0	34
21:00	0	4	0	3	5	2	0	2	0	0	0	0	0	16
22:00	0	0	2	0	1	2	0	1	0	0	0	0	0	6
23:00	0	0	0	1	2	1	1	1	0	0	0	0	0	6
<b>Totals</b>	<b>20</b>	<b>34</b>	<b>51</b>	<b>143</b>	<b>139</b>	<b>103</b>	<b>36</b>	<b>9</b>	<b>1</b>					<b>536</b>
<b>% of Totals</b>	4%	6%	10%	27%	26%	19%	7%	2%	0%					100%

<b>AM Volumes</b>	7	10	15	54	51	37	18	2	0	0	0	0	0	194
<b>% AM</b>	1%	2%	3%	10%	10%	7%	3%	0%						36%
<b>AM Peak Hour</b>	07:00	06:00	08:00	08:00	07:00	08:00	07:00	08:00						07:00
<b>Volume</b>	3	4	5	13	14	10	5	2						47
<b>PM Volumes</b>	13	24	36	89	88	66	18	7	1	0	0	0	0	342
<b>% PM</b>	2%	4%	7%	17%	16%	12%	3%	1%	0%					64%
<b>PM Peak Hour</b>	13:00	14:00	18:00	16:00	17:00	17:00	16:00	21:00	13:00					17:00
<b>Volume</b>	4	8	9	14	16	10	4	2	1					48

Directional Peak Periods All Speeds	AM 7-9		NOON 12-2		PM 4-6		Off Peak Volumes	
	Volume	%	Volume	%	Volume	%	Volume	%
	91	↔ 17%	59	↔ 11%	84	↔ 16%	302	↔ 56%

Street Name	Direction	Percentiles					ADT
		15th	50th	Average	85th	95th	
SW 113th Ave	Summary	23	31	30	38	43	536

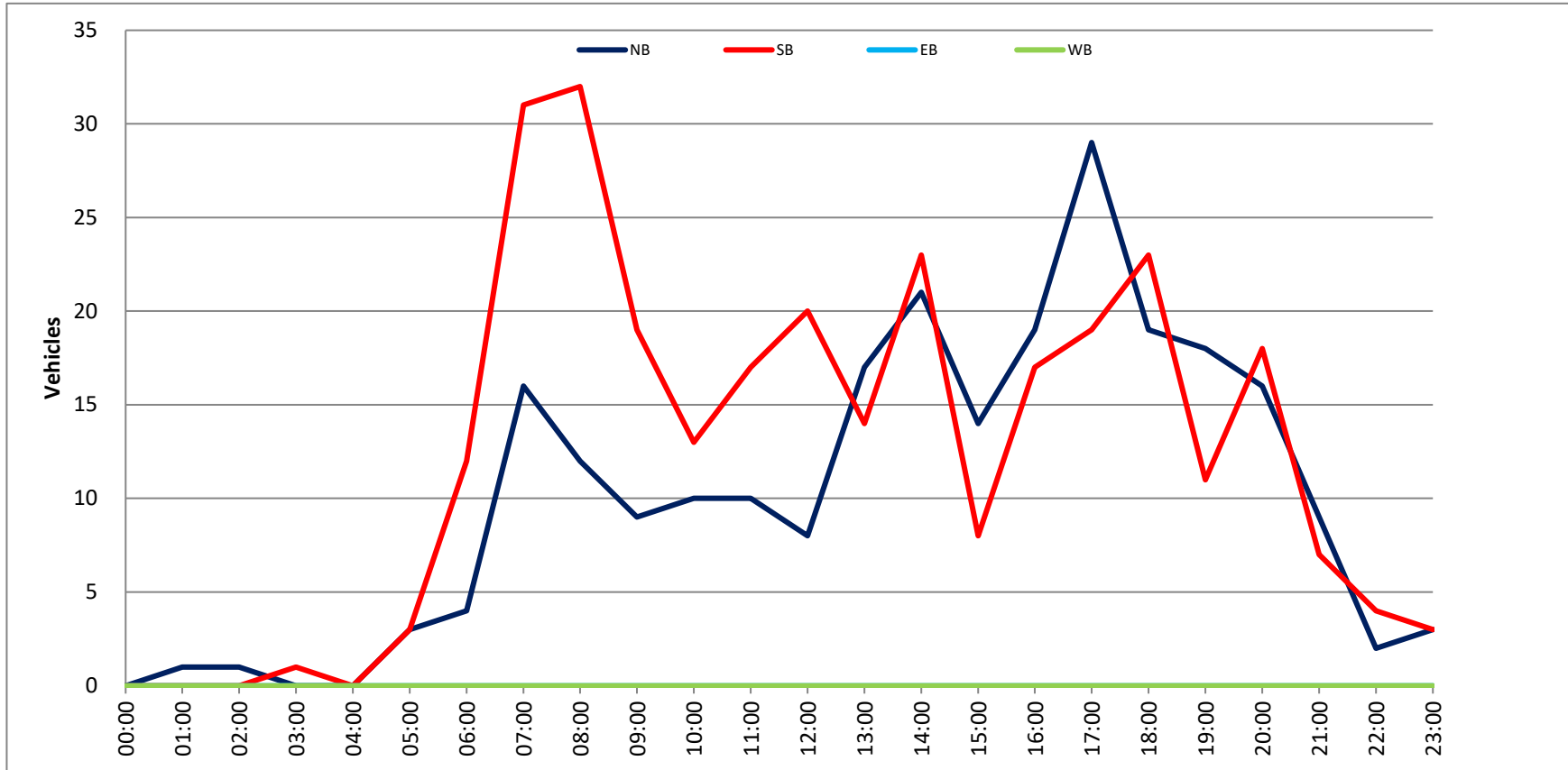
**VOLUME**

SW 113th Ave Bet. SW 56th Ct & SW 58th St

Day: Wednesday  
Date: 5/17/2023

City: Cooper City  
Project #: FL23\_140259\_010

DAILY TOTALS												Total	
				NB		SB		EB		WB			
				241		295		0		0		536	
AM Period	NB	SB	EB	WB	TOTAL	PM Period	NB	SB	EB	WB	TOTAL		
00:00	0	0	0	0		12:00	4	3	0	0	7		
00:15	0	0	0	0		12:15	2	6	0	0	8		
00:30	0	0	0	0		12:30	1	6	0	0	7		
00:45	0	0	0	0		12:45	1	8	5	20	6	28	
01:00	1	0	0	0	1	13:00	5	3	3	0	8		
01:15	0	0	0	0		13:15	5	2	2	0	7		
01:30	0	0	0	0		13:30	2	2	0	0	4		
01:45	0	1	0	0	1	13:45	5	17	7	14	12	31	
02:00	0	0	0	0		14:00	5	4	0	0	9		
02:15	1	0	0	0	1	14:15	7	3	3	0	10		
02:30	0	0	0	0		14:30	3	9	0	0	12		
02:45	0	1	0	0	1	14:45	6	21	7	23	13	44	
03:00	0	0	0	0		15:00	3	2	2	0	5		
03:15	0	1	0	0	1	15:15	7	2	2	0	9		
03:30	0	0	0	0		15:30	2	2	2	0	4		
03:45	0	0	1	0	1	15:45	2	14	2	8	4	22	
04:00	0	0	0	0		16:00	4	6	0	0	10		
04:15	0	0	0	0		16:15	6	3	0	0	9		
04:30	0	0	0	0		16:30	6	4	0	0	10		
04:45	0	0	0	0		16:45	3	19	4	17	7	36	
05:00	0	2	0	0	2	17:00	4	4	0	0	8		
05:15	1	1	0	0	2	17:15	12	2	2	0	14		
05:30	0	0	0	0		17:30	5	6	0	0	11		
05:45	2	3	0	0	2	17:45	8	29	7	19	15	48	
06:00	1	1	0	0	2	18:00	7	6	0	0	13		
06:15	0	1	0	0	1	18:15	3	0	1	0	9		
06:30	2	2	0	0	4	18:30	3	4	0	0	7		
06:45	1	4	8	12	9	18:45	6	19	7	23	13	42	
07:00	1	9	0	0	10	19:00	5	1	1	0	6		
07:15	5	6	0	0	11	19:15	3	6	0	0	9		
07:30	3	7	0	0	10	19:30	5	0	0	0	5		
07:45	7	16	9	31	16	19:45	5	18	4	11	9	29	
08:00	3	8	0	0	11	20:00	4	7	0	0	11		
08:15	4	13	0	0	17	20:15	6	3	0	0	9		
08:30	3	7	0	0	10	20:30	5	7	0	0	12		
08:45	2	12	4	32	6	20:45	1	16	1	18	2	34	
09:00	0	7	0	0	7	21:00	3	0	0	0	3		
09:15	5	4	0	0	9	21:15	4	4	0	0	8		
09:30	2	5	0	0	7	21:30	2	1	0	0	3		
09:45	2	9	3	19	5	21:45	0	9	2	7	2	16	
10:00	5	1	0	0	6	22:00	0	1	1	0	1		
10:15	1	3	0	0	4	22:15	1	0	0	0	1		
10:30	3	2	0	0	5	22:30	0	0	0	0	0		
10:45	1	10	7	13	8	22:45	1	2	3	4	4	6	
11:00	1	4	0	0	5	23:00	2	0	0	0	2		
11:15	3	2	0	0	5	23:15	0	1	1	0	1		
11:30	3	6	0	0	9	23:30	0	2	2	0	2		
11:45	3	10	5	17	8	23:45	1	3	0	3	1	6	
TOTALS	66	128			194	TOTALS	175	167			342		
SPLIT %	34.0%	66.0%			36.2%	SPLIT %	51.2%	48.8%			63.8%		
DAILY TOTALS												Total	
				NB		SB		EB		WB			
				241		295		0		0		536	
AM Peak Hour	07:15	07:30				PM Peak Hour	17:15	17:30			17:15		
AM Pk Volume	18	37				PM Pk Volume	32	25			53		
Pk Hr Factor	0.643	0.712				Pk Hr Factor	0.667	0.893			0.883		
7 - 9 Volume	28	63	0	0	91	4 - 6 Volume	48	36	0	0	84		
7 - 9 Peak Hour	07:15	07:30			07:30	4 - 6 Peak Hour	17:00	17:00			17:00		
7 - 9 Pk Volume	18	37	0	0	54	4 - 6 Pk Volume	29	19	0	0	48		
Pk Hr Factor	0.643	0.712	0.909	0.909	0.794	Pk Hr Factor	0.604	0.679	0.909	0.909	0.800		



North Bound														
Time	< 15	15 - 19	20 - 24	25 - 29	30 - 34	35 - 39	40 - 44	45 - 49	50 - 54	55 - 59	60 - 64	65 - 69	70 +	Total
00:00 AM	0	0	0	0	0	0	0	0	0	0	0	0	0	0
00:15	0	0	0	0	0	0	0	0	0	0	0	0	0	0
00:30	0	0	0	0	0	0	0	0	0	0	0	0	0	0
00:45	0	0	0	0	0	0	0	0	0	0	0	0	0	0
01:00	0	0	0	0	0	0	0	0	0	0	0	0	0	0
01:15	0	1	0	0	0	0	0	0	0	0	0	0	0	1
01:30	0	0	0	0	0	0	0	0	0	0	0	0	0	0
01:45	0	0	0	0	0	0	0	0	0	0	0	0	0	0
02:00	0	0	0	0	0	0	0	0	0	0	0	0	0	0
02:15	0	0	0	0	0	0	0	0	0	0	0	0	0	0
02:30	0	0	0	0	0	0	0	0	0	0	0	0	0	0
02:45	0	0	0	0	0	0	0	0	0	0	0	0	0	0
03:00	0	0	0	0	0	0	0	0	0	0	0	0	0	0
03:15	0	0	0	0	0	0	0	0	0	0	0	0	0	0
03:30	0	0	0	0	0	0	0	0	0	0	0	0	0	0
03:45	0	0	0	0	0	0	0	0	0	0	0	0	0	0
04:00	0	0	0	0	0	0	0	0	0	0	0	0	0	0
04:15	0	0	0	0	0	0	0	0	0	0	0	0	0	0
04:30	0	0	0	0	0	0	0	0	0	0	0	0	0	0
04:45	0	0	0	0	0	1	0	0	0	0	0	0	0	1
05:00	0	0	0	0	0	0	0	0	0	0	0	0	0	0
05:15	0	0	0	0	1	0	0	0	0	0	0	0	0	1
05:30	0	0	0	0	0	0	0	0	0	0	0	0	0	0
05:45	0	0	0	0	0	0	0	0	0	0	0	0	0	0
06:00	0	0	0	0	0	0	0	0	0	0	0	0	0	0
06:15	0	0	0	0	0	1	0	1	0	0	0	0	0	2
06:30	0	0	1	0	1	0	0	0	0	0	0	0	0	2
06:45	0	0	0	0	1	0	0	0	0	0	0	0	0	1
07:00	0	4	1	1	0	2	0	0	0	0	0	0	0	8
07:15	1	0	0	0	1	0	0	0	0	0	0	0	0	2
07:30	0	0	0	1	1	0	0	0	0	0	0	0	0	2
07:45	0	0	2	3	2	2	0	0	0	0	0	0	0	8
08:00	0	0	0	1	0	2	0	0	0	0	0	0	0	5
08:15	0	1	0	1	1	1	1	0	0	0	0	0	0	5
08:30	0	0	0	2	0	1	0	0	0	0	0	0	0	3
08:45	0	2	0	0	0	0	0	0	0	0	0	0	0	2
09:00	0	0	0	0	0	1	0	0	0	0	0	0	0	1
09:15	1	1	2	3	0	0	0	0	0	0	0	0	0	7
09:30	1	1	2	3	0	0	0	0	0	0	0	0	0	7
09:45	0	1	2	0	1	0	0	0	0	0	0	0	0	4
10:00	0	0	0	0	0	1	0	0	0	0	0	0	0	1
10:15	0	1	1	0	0	0	0	0	0	0	0	0	0	2
10:30	0	0	1	3	0	2	0	0	0	0	0	0	0	6
10:45	0	0	1	0	4	0	1	0	0	0	0	0	0	6
11:00	0	0	1	0	0	1	1	1	0	0	0	0	0	4
11:15	0	0	0	0	0	0	0	0	0	0	0	0	0	0
11:30	0	0	1	1	2	0	0	0	0	0	0	0	0	4
11:45	0	0	1	2	2	0	0	0	0	0	0	0	0	5
12:00 PM	0	1	0	1	0	0	1	0	0	0	0	0	0	4
12:15	0	0	2	0	0	0	1	0	0	0	0	0	0	3
12:30	0	0	1	1	1	0	0	0	0	0	0	0	0	3
12:45	0	1	0	0	1	0	0	0	0	0	0	0	0	2
13:00	0	0	0	1	1	0	0	0	0	0	0	0	0	2
13:15	0	0	1	1	4	1	1	0	0	0	0	0	0	8
13:30	0	0	1	1	0	1	0	0	0	0	0	0	0	3
13:45	0	0	0	1	0	0	0	0	0	0	0	0	0	1
14:00	0	0	0	1	3	1	0	0	0	0	0	0	0	5
14:15	0	0	1	0	2	2	1	0	0	0	0	0	0	6
14:30	0	0	0	1	0	1	0	0	0	0	0	0	0	2
14:45	1	0	1	1	1	0	0	1	0	0	0	0	0	5
15:00	0	1	3	2	1	2	0	0	0	0	0	0	0	8
15:15	0	0	0	0	0	1	0	0	0	0	0	0	0	1
15:30	0	1	0	1	1	1	1	1	0	0	0	0	0	6
15:45	1	0	0	0	1	0	0	0	0	0	0	0	0	2
16:00	0	0	2	4	3	1	0	0	0	0	0	0	0	10
16:15	0	0	1	0	0	0	1	0	0	0	0	0	0	2
16:30	0	2	2	3	1	0	0	0	0	0	0	0	0	8
16:45	2	0	1	1	1	1	0	0	0	0	0	0	0	6
17:00	1	0	0	1	1	0	0	0	0	0	0	0	0	3
17:15	0	0	1	2	1	0	0	0	0	0	0	0	0	4
17:30	0	2	1	2	0	1	1	0	0	0	0	0	0	7
17:45	0	0	2	1	2	1	1	0	0	0	0	0	0	7
18:00	0	0	0	1	1	0	0	0	0	0	0	0	0	2
18:15	0	0	0	1	2	0	1	0	0	0	0	0	0	4
18:30	0	0	0	0	2	0	2	0	0	0	0	0	0	4
18:45	0	0	1	2	0	2	0	0	0	0	0	0	0	5
19:00	0	0	0	1	0	1	0	0	0	0	0	0	0	3
19:15	1	0	0	0	3	0	0	0	0	0	0	0	0	4
19:30	0	1	1	1	1	1	0	1	0	0	0	0	0	6
19:45	1	0	1	2	0	0	0	0	0	0	0	0	0	4
20:00	0	0	0	0	0	0	0	1	0	0	0	0	0	1
20:15	1	1	1	0	0	3	0	0	0	0	0	0	0	6
20:30	0	1	0	0	1	2	0	0	0	0	0	0	0	4
20:45	1	0	0	0	0	2	0	0	0	0	0	0	0	3
21:00	0	0	0	0	0	1	0	0	0	0	0	0	0	1
21:15	0	0	0	0	1	0	0	0	0	0	0	0	0	1
21:30	0	0	0	0	0	0	0	0	0	0	0	0	0	0
21:45	0	0	0	0	0	1	0	0	0	0	0	0	0	1
22:00	0	0	0	1	0	0	0	1	0	0	0	0	0	2
22:15	0	1	0	0	0	0	0	1	0	0	0	0	0	2
22:30	0	0	0	0	0	0	0	0	0	0	0	0	0	0
22:45	0	0	1	0	0	0	0	0	0	0	0	0	0	1
23:00	0	0	0	1	0	2	0	0	0	0	0	0	0	3
23:15	0	0	0	2	0	0	0	0	0	0	0	0	0	2
23:30	0	0	0	0	0	0	0	0	0	0	0	0	0	0
23:45	0	0	0	0	0	0	0	0	0	0	0	0	0	0
<b>Totals</b>	<b>11</b>	<b>24</b>	<b>39</b>	<b>60</b>	<b>56</b>	<b>42</b>	<b>13</b>	<b>9</b>						<b>254</b>
<b>% of Totals</b>	<b>4%</b>	<b>9%</b>	<b>15%</b>	<b>24%</b>	<b>22%</b>	<b>17%</b>	<b>5%</b>	<b>4%</b>						<b>100%</b>

AM Volumes		15	19	24	29	34	39	44	49	54	59	64	69	70+	Total
% AM	1%	5%	6%	7%	6%	6%	6%	2%	1%						33%
AM Peak Hour	06:30	06:15	09:00	07:45	10:45	07:30	07:45	05:30							07:00
Volume	1	4	5	7	6	5	2	2							29
PM Volumes		12	15	23	41	40	27	9	7	0	0	0	0	0	170
% PM	4%	5%	10%	16%	16%	11%	4%	3%							67%
PM Peak Hour	16:15	17:00	16:00	16:00	12:30	20:15	17:45	14:45							16:00
Volume	3	2	6	11	7	6	2	2							26
Directional Peak Periods		AM 7-9					NOON 12-2			PM 4-6		Off Peak Volumes			
All Classes	Volume	33					26			47		148			
	%	13%					10%			19%		58%			

Street Name	Direction	Percentiles					
		15th	50th	Average	85th	95th	ADT
SW 113th Ave	North Bound	20	29	29	38	44	254
SW 113th Ave	South Bound	23	31	31	39	44	331

**SPEED**

SW 113th Ave Bet. SW 56th Ct & SW 58th St

Day: Thursday  
Date: 5/18/2023

City: Cooper City  
Project #: FL23\_140259\_010s

**South Bound**

Time	< 15	15 - 19	20 - 24	25 - 29	30 - 34	35 - 39	40 - 44	45 - 49	50 - 54	55 - 59	60 - 64	65 - 69	70 +	Total
00:00 AM	0	0	0	0	0	0	0	0	0	0	0	0	0	0
00:15	0	0	0	0	0	0	0	0	0	0	0	0	0	0
00:30	0	0	1	0	0	0	0	0	0	0	0	0	0	1
00:45	0	0	0	0	0	0	0	0	0	0	0	0	0	0
01:00	0	0	0	0	0	0	0	0	0	0	0	0	0	0
01:15	0	0	0	0	0	0	0	0	0	0	0	0	0	0
01:30	0	0	0	0	0	0	0	0	0	0	0	0	0	0
01:45	0	0	0	0	0	0	0	0	0	0	0	0	0	0
02:00	0	0	0	0	0	0	0	0	0	0	0	0	0	0
02:15	0	0	0	0	0	0	0	0	0	0	0	0	0	0
02:30	0	0	0	0	0	0	0	0	0	0	0	0	0	0
02:45	0	0	0	0	0	0	0	0	0	0	0	0	0	0
03:00	0	0	0	0	0	0	0	0	0	0	0	0	0	0
03:15	0	0	0	0	0	0	0	0	0	0	0	0	0	0
03:30	0	0	0	0	0	0	0	0	0	0	0	0	0	0
03:45	0	0	0	0	0	0	0	0	0	0	0	0	0	0
04:00	0	0	0	0	0	0	0	0	0	0	0	0	0	0
04:15	0	0	0	0	0	0	0	0	0	0	0	0	0	0
04:30	0	0	0	0	0	1	1	0	0	0	0	0	0	2
04:45	0	0	0	0	0	0	1	0	0	0	0	0	0	1
05:00	0	0	0	0	0	0	0	0	0	0	0	0	0	0
05:15	0	0	0	0	1	0	0	0	0	0	0	0	0	1
05:30	0	0	0	0	0	0	0	0	0	0	0	0	0	0
05:45	0	0	0	0	0	1	0	0	0	0	0	0	0	1
06:00	0	0	0	0	0	0	0	0	0	0	0	0	0	0
06:15	0	0	0	0	0	0	0	0	0	0	0	0	0	0
06:30	1	0	0	0	1	0	2	0	0	0	0	0	0	4
06:45	0	0	0	1	4	1	0	1	0	0	0	0	0	7
07:00	0	0	0	0	1	2	2	1	0	0	0	0	0	6
07:15	1	1	1	1	3	2	0	0	0	0	0	0	0	9
07:30	0	0	0	1	2	1	0	0	0	0	0	0	0	4
07:45	0	0	0	3	0	9	1	0	0	0	0	0	0	13
08:00	0	0	0	1	1	2	0	0	0	0	0	0	0	5
08:15	1	0	1	3	3	1	1	0	0	0	0	0	0	10
08:30	0	0	0	0	1	0	2	0	0	0	0	0	0	3
08:45	3	0	1	1	1	2	1	0	0	0	0	0	0	9
09:00	1	0	0	1	1	1	0	0	0	0	0	0	0	4
09:15	0	0	0	0	0	0	0	0	0	0	0	0	0	0
09:30	1	1	0	4	1	0	1	0	0	0	0	0	0	8
09:45	0	1	1	0	1	0	0	0	0	0	0	0	0	3
10:00	1	1	0	4	2	0	0	0	0	0	0	0	0	8
10:15	0	0	0	1	2	1	0	1	0	0	0	0	0	5
10:30	0	0	0	1	1	3	1	0	0	0	0	0	0	6
10:45	0	0	0	1	3	1	1	0	0	0	0	0	0	7
11:00	0	1	1	1	2	2	0	1	0	0	0	0	0	8
11:15	0	0	0	1	0	0	0	0	0	0	0	0	0	1
11:30	0	0	1	2	0	0	1	0	0	0	0	0	0	4
11:45	0	0	2	1	0	2	1	0	0	0	0	0	0	6
12:00 PM	0	0	1	0	1	1	1	0	0	0	0	0	0	4
12:15	0	1	1	2	0	0	0	0	0	0	0	0	0	4
12:30	0	0	2	3	3	1	1	0	0	0	0	0	0	10
12:45	0	0	0	1	2	2	0	0	0	0	0	0	0	5
13:00	0	1	0	2	3	0	1	0	0	0	0	0	0	7
13:15	0	0	0	1	0	0	2	0	0	0	0	0	0	3
13:30	0	0	1	1	5	1	3	0	0	0	0	0	0	11
13:45	0	0	1	0	3	0	0	1	0	0	0	0	0	5
14:00	0	0	0	1	1	1	1	0	0	0	0	0	0	4
14:15	0	0	0	2	0	2	0	0	0	0	0	0	0	4
14:30	0	0	1	1	1	0	0	0	0	0	0	0	0	3
14:45	0	1	0	0	3	0	1	0	0	0	0	0	0	5
15:00	0	1	0	0	2	2	0	0	0	0	0	0	0	5
15:15	1	1	0	1	0	0	1	0	0	0	0	0	0	4
15:30	0	0	3	2	0	1	0	0	0	0	0	0	0	6
15:45	1	0	1	1	3	2	1	0	0	0	0	0	0	9
16:00	0	0	1	2	2	1	2	0	0	0	0	0	0	8
16:15	0	0	1	1	2	0	0	0	0	0	0	0	0	5
16:30	0	0	1	3	0	0	0	0	0	0	0	0	0	4
16:45	1	0	1	2	0	1	0	0	0	0	0	0	0	5
17:00	0	1	0	0	3	0	1	0	0	0	0	0	0	5
17:15	0	0	0	1	4	2	1	0	0	0	0	0	0	8
17:30	0	1	2	3	3	1	1	0	0	0	0	0	0	11
17:45	0	0	2	3	2	0	0	0	0	0	0	0	0	8
18:00	0	1	1	0	1	0	1	0	0	0	0	0	0	4
18:15	0	0	2	3	1	1	0	0	0	0	0	0	0	7
18:30	1	0	0	1	0	0	0	0	0	0	0	0	0	2
18:45	0	0	1	1	0	2	1	0	0	0	0	0	0	5
19:00	1	0	0	0	2	0	1	0	0	0	0	0	0	4
19:15	0	0	0	1	2	0	0	0	0	0	0	0	0	3
19:30	0	2	1	0	0	0	0	0	0	0	0	0	0	3
19:45	0	1	0	1	1	0	0	1	0	0	0	0	0	4
20:00	0	0	0	0	0	0	0	0	0	0	0	0	0	0
20:15	0	0	1	0	1	1	0	0	0	0	0	0	0	3
20:30	0	0	0	1	1	0	0	0	0	0	0	0	0	2
20:45	0	0	0	1	1	1	0	0	0	0	0	0	0	3
21:00	0	0	1	0	0	0	0	0	0	0	0	0	0	1
21:15	0	0	0	0	0	1	0	0	0	0	0	0	0	1
21:30	0	0	0	0	0	0	0	0	0	0	0	0	0	0
21:45	0	0	0	0	1	0	0	0	0	0	0	0	0	1
22:00	0	0	0	0	0	1	0	0	0	0	0	0	0	1
22:15	0	0	0	0	1	0	1	0	0	0	0	0	0	2
22:30	0	0	1	0	0	0	0	0	0	0	0	0	0	1
22:45	0	0	0	0	0	0	0	0	0	0	0	0	0	0
23:00	0	0	0	1	0	1	0	0	0	0	0	0	0	2
23:15	0	0	0	0	0	0	0	0	0	0	0	0	0	0
23:30	0	0	0	0	0	0	0	0	0	0	0	0	0	0
23:45	0	0	0	1	0	0	0	0	0	0	0	0	0	1
<b>Totals</b>	<b>14</b>	<b>16</b>	<b>39</b>	<b>76</b>	<b>83</b>	<b>62</b>	<b>34</b>	<b>7</b>						<b>331</b>
<b>% of Totals</b>	<b>4%</b>	<b>5%</b>	<b>12%</b>	<b>23%</b>	<b>25%</b>	<b>19%</b>	<b>10%</b>	<b>2%</b>						<b>100%</b>

Directional Peak Periods	AM 7-9		NOON 12-2		PM 4-6		Off Peak Volumes	
All Classes	Volume	%	Volume	%	Volume	%	Volume	%
	59	18%	49	15%	55	17%	168	51%

Street Name	Direction	15th	50th	Average	85th	95th	ADT
SW 113th Ave	North Bound	20	29	29	38	44	254
SW 113th Ave	South Bound	23	31	31	39	44	331

**SPEED**

SW 113th Ave Bet. SW 56th Ct & SW 58th St

Day: Thursday  
Date: 5/18/2023

City: Cooper City  
Project #: FL23\_140259\_010

**Summary**

Time	< 15	15 - 19	20 - 24	25 - 29	30 - 34	35 - 39	40 - 44	45 - 49	50 - 54	55 - 59	60 - 64	65 - 69	70 +	Total
00:00 AM	0	0	0	0	0	0	0	0	0	0	0	0	0	0
00:15	0	0	0	0	0	0	0	0	0	0	0	0	0	0
00:30	0	0	1	0	0	0	0	0	0	0	0	0	0	1
00:45	0	0	0	0	0	0	0	0	0	0	0	0	0	0
01:00	0	0	0	0	0	0	0	0	0	0	0	0	0	0
01:15	0	1	0	0	0	0	0	0	0	0	0	0	0	1
01:30	0	0	0	0	0	0	0	0	0	0	0	0	0	0
01:45	0	0	0	0	0	0	0	0	0	0	0	0	0	0
02:00	0	0	0	0	0	0	0	0	0	0	0	0	0	0
02:15	0	0	0	0	0	0	0	0	0	0	0	0	0	0
02:30	0	0	0	0	0	0	0	0	0	0	0	0	0	0
02:45	0	0	0	0	0	0	0	0	0	0	0	0	0	0
03:00	0	0	0	0	0	0	0	0	0	0	0	0	0	0
03:15	0	0	0	0	0	0	0	0	0	0	0	0	0	0
03:30	0	0	0	0	0	0	0	0	0	0	0	0	0	0
03:45	0	0	0	0	0	0	0	0	0	0	0	0	0	0
04:00	0	0	0	0	0	0	0	0	0	0	0	0	0	0
04:15	0	0	0	0	0	0	0	0	0	0	0	0	0	0
04:30	0	0	0	0	0	1	1	0	0	0	0	0	0	2
04:45	0	0	0	0	0	1	1	0	0	0	0	0	0	2
05:00	0	0	0	0	0	0	0	0	0	0	0	0	0	0
05:15	0	0	0	1	2	0	0	0	0	0	0	0	0	4
05:30	0	0	0	0	0	0	0	0	0	0	0	0	0	0
05:45	0	0	0	0	0	1	0	0	0	0	0	0	0	1
06:00	0	0	0	0	0	0	0	0	0	0	0	0	0	0
06:15	0	0	0	0	0	1	0	1	0	0	0	0	0	2
06:30	1	0	1	0	1	3	0	0	0	0	0	0	0	6
06:45	0	0	0	1	5	1	0	1	0	0	0	0	0	8
07:00	0	4	1	1	1	4	2	1	0	0	0	0	0	14
07:15	2	1	1	1	4	2	0	0	0	0	0	0	0	11
07:30	0	0	0	2	3	1	0	0	0	0	0	0	0	6
07:45	0	0	1	6	2	11	1	0	0	0	0	0	0	21
08:00	0	0	1	2	1	4	0	0	0	0	0	0	0	8
08:15	1	1	1	4	4	2	2	0	0	0	0	0	0	15
08:30	0	0	0	2	1	0	3	0	0	0	0	0	0	6
08:45	3	2	1	1	1	2	1	0	0	0	0	0	0	11
09:00	1	0	0	1	1	2	0	0	0	0	0	0	0	5
09:15	0	1	0	1	0	0	0	0	0	0	0	0	0	2
09:30	2	2	2	7	1	0	1	0	0	0	0	0	0	15
09:45	0	2	3	0	2	0	0	0	0	0	0	0	0	7
10:00	1	1	0	4	2	1	0	0	0	0	0	0	0	9
10:15	0	1	1	1	2	1	0	1	0	0	0	0	0	7
10:30	0	0	1	4	1	5	1	0	0	0	0	0	0	12
10:45	0	0	0	3	5	1	2	0	0	0	0	0	0	13
11:00	0	1	2	1	2	3	1	2	0	0	0	0	0	12
11:15	0	0	1	0	0	0	0	0	0	0	0	0	0	1
11:30	0	0	2	3	2	0	1	0	0	0	0	0	0	8
11:45	0	0	3	3	2	2	1	0	0	0	0	0	0	11
12:00 PM	0	1	1	1	1	3	1	1	0	0	0	0	0	8
12:15	0	1	3	2	0	0	1	0	0	0	0	0	0	7
12:30	0	0	3	4	4	1	1	0	0	0	0	0	0	13
12:45	0	1	0	1	3	2	0	0	0	0	0	0	0	7
13:00	0	1	0	3	4	0	1	0	0	0	0	0	0	9
13:15	0	0	1	2	4	1	3	0	0	0	0	0	0	11
13:30	0	0	2	5	2	3	0	0	0	0	0	0	0	14
13:45	0	0	1	1	3	0	0	1	0	0	0	0	0	6
14:00	0	0	0	2	4	2	1	0	0	0	0	0	0	9
14:15	0	0	1	2	2	4	1	0	0	0	0	0	0	10
14:30	0	0	1	2	1	1	0	0	0	0	0	0	0	5
14:45	1	1	1	1	4	0	1	1	0	0	0	0	0	10
15:00	0	2	1	2	3	4	0	0	0	0	0	0	0	14
15:15	1	1	0	1	0	1	1	0	0	0	0	0	0	5
15:30	0	1	3	3	1	2	1	1	0	0	0	0	0	12
15:45	2	0	1	1	4	2	1	0	0	0	0	0	0	11
16:00	0	0	3	6	5	2	2	0	0	0	0	0	0	18
16:15	0	0	2	3	1	3	0	0	1	0	0	0	0	7
16:30	0	0	2	3	6	1	0	0	0	0	0	0	0	12
16:45	3	0	2	3	1	2	0	0	0	0	0	0	0	11
17:00	1	1	0	1	4	0	1	0	0	0	0	0	0	8
17:15	0	0	1	3	5	2	1	0	0	0	0	0	0	12
17:30	0	3	3	5	3	2	2	0	0	0	0	0	0	18
17:45	0	0	4	4	4	3	1	0	0	0	0	0	0	16
18:00	0	1	1	1	2	0	1	0	0	0	0	0	0	6
18:15	0	0	2	4	3	1	1	0	0	0	0	0	0	11
18:30	1	0	0	0	3	0	2	0	0	0	0	0	0	6
18:45	0	0	2	3	0	4	1	0	0	0	0	0	0	10
19:00	1	0	0	0	3	0	1	1	0	0	0	0	0	6
19:15	1	0	0	1	5	0	0	0	0	0	0	0	0	7
19:30	0	3	2	1	1	1	0	1	0	0	0	0	0	9
19:45	1	1	1	3	1	0	0	1	0	0	0	0	0	8
20:00	0	0	0	0	0	0	0	1	0	0	0	0	0	1
20:15	1	1	2	0	1	4	0	0	0	0	0	0	0	9
20:30	0	1	0	0	4	0	0	0	0	0	0	0	0	6
20:45	1	0	0	1	1	3	0	0	0	0	0	0	0	6
21:00	0	0	1	0	0	1	0	0	0	0	0	0	0	2
21:15	0	0	0	0	1	1	0	0	0	0	0	0	0	2
21:30	0	0	0	0	0	0	0	0	0	0	0	0	0	0
21:45	0	0	0	0	1	1	0	0	0	0	0	0	0	3
22:00	0	0	0	1	0	1	0	1	0	0	0	0	0	3
22:15	0	1	0	0	1	0	1	1	0	0	0	0	0	4
22:30	0	0	1	0	0	0	0	0	0	0	0	0	0	1
22:45	0	0	1	0	0	0	0	0	0	0	0	0	0	1
23:00	0	0	0	2	0	3	0	0	0	0	0	0	0	5
23:15	0	0	0	0	2	0	0	0	0	0	0	0	0	2
23:30	0	0	0	0	0	0	0	0	0	0	0	0	0	0
23:45	0	0	0	1	0	0	0	0	0	0	0	0	0	1
<b>Totals</b>	<b>25</b>	<b>40</b>	<b>78</b>	<b>136</b>	<b>139</b>	<b>104</b>	<b>47</b>	<b>16</b>						<b>585</b>
<b>% of Totals</b>	<b>4%</b>	<b>7%</b>	<b>13%</b>	<b>23%</b>	<b>24%</b>	<b>18%</b>	<b>8%</b>	<b>3%</b>						<b>100%</b>

AM Volumes		11	17	26	49	45	49	17	7	0	0	0	0	0	221		
% AM		2%	3%	4%	8%	8%	8%	3%	1%						38%		
AM Peak Hour		08:45	09:15	11:45	07:30	06:45	07:00	07:45	06:15						07:00		
Volume		6	6	10	14	3	18	6	3						52		
PM Volumes		14	23	52	87	84	55	30	9	0	0	0	0	0	360		
% PM		2%	4%	9%	15%	16%	9%	5%	2%						62%		
PM Peak Hour		16:15	18:45	16:00	16:00	12:45	14:15	12:45	19:15						17:00		
Volume		4	5	10	16	16	9	7	3						54		
Directional Peak Periods		AM 7-9				NOON 12-2				PM 4-6				Off Peak Volumes			
All Classes		Volume	%	Volume	%	Volume	%	Volume	%	Volume	%	Volume	%	Volume	%		
		92	16%	75	13%	102	17%	316	54%								

Street Name	Direction	15th	50th	Average	85th	95th	ADT
SW 113th Ave	Summary	21	30	30	39	44	585

# SPEED

SW 113th Ave Bet. SW 56th Ct & SW 58th St

Day: Thursday  
Date: 5/18/2023

City: Cooper City  
Project #: FL23\_140259\_010n

## North Bound

Time	< 15	15 - 19	20 - 24	25 - 29	30 - 34	35 - 39	40 - 44	45 - 49	50 - 54	55 - 59	60 - 64	65 - 69	70 +	Total
00:00 AM	0	0	0	0	0	0	0	0	0	0	0	0	0	0
01:00	0	1	0	0	0	0	0	0	0	0	0	0	0	1
02:00	0	0	0	0	0	0	0	0	0	0	0	0	0	0
03:00	0	0	0	0	0	0	0	0	0	0	0	0	0	0
04:00	0	0	0	0	0	1	0	0	0	0	0	0	0	1
05:00	0	0	0	1	1	0	0	0	0	0	0	0	0	2
06:00	0	0	1	0	1	2	0	1	0	0	0	0	0	5
07:00	1	4	2	5	4	4	0	0	0	0	0	0	0	20
08:00	0	3	0	4	1	3	2	0	0	0	0	0	0	13
09:00	1	3	5	3	1	1	0	0	0	0	0	0	0	14
10:00	0	1	3	3	4	3	1	0	0	0	0	0	0	15
11:00	0	0	3	3	4	1	1	1	0	0	0	0	0	13
12:00 PM	0	2	3	2	4	0	1	0	0	0	0	0	0	12
13:00	0	0	2	4	5	2	1	0	0	0	0	0	0	14
14:00	1	0	2	3	6	4	1	1	0	0	0	0	0	18
15:00	1	2	3	3	3	4	1	1	0	0	0	0	0	18
16:00	2	2	6	8	5	2	0	1	0	0	0	0	0	26
17:00	1	2	4	6	4	2	2	0	0	0	0	0	0	21
18:00	0	0	1	4	5	2	3	0	0	0	0	0	0	15
19:00	2	1	2	4	4	2	0	1	0	0	0	0	0	16
20:00	2	2	1	3	2	5	0	1	0	0	0	0	0	16
21:00	0	0	0	0	2	2	0	0	0	0	0	0	0	4
22:00	0	1	1	1	0	0	0	2	0	0	0	0	0	5
23:00	0	0	0	3	0	2	0	0	0	0	0	0	0	5
<b>Totals</b>	<b>11</b>	<b>24</b>	<b>39</b>	<b>60</b>	<b>56</b>	<b>42</b>	<b>13</b>	<b>9</b>						<b>254</b>
<b>% of Totals</b>	4%	9%	15%	24%	22%	17%	5%	4%						100%

<b>AM Volumes</b>	2	12	14	19	16	15	4	2	0	0	0	0	0	84
<b>% AM</b>	1%	5%	6%	7%	6%	6%	2%	1%						33%
<b>AM Peak Hour</b>	07:00	07:00	09:00	07:00	07:00	07:00	08:00	06:00						07:00
<b>Volume</b>	1	4	5	5	4	4	2	1						20
<b>PM Volumes</b>	9	12	25	41	40	27	9	7	0	0	0	0	0	170
<b>% PM</b>	4%	5%	10%	16%	16%	11%	4%	3%						67%
<b>PM Peak Hour</b>	16:00	12:00	16:00	16:00	14:00	20:00	18:00	22:00						16:00
<b>Volume</b>	2	2	6	8	6	5	3	2						26

Directional Peak Periods All Speeds	AM 7-9		NOON 12-2		PM 4-6		Off Peak Volumes	
	Volume	%	Volume	%	Volume	%	Volume	%
	33	↔ 13%	26	↔ 10%	47	↔ 19%	148	↔ 58%

Street Name	Direction	Percentiles					ADT
		15th	50th	Average	85th	95th	
SW 113th Ave	North Bound	20	29	29	38	44	254
SW 113th Ave	South Bound	23	31	31	39	44	331



# SPEED

SW 113th Ave Bet. SW 56th Ct & SW 58th St

Day: Thursday  
Date: 5/18/2023

City: Cooper City  
Project #: FL23\_140259\_010s

## South Bound

Time	< 15	15 - 19	20 - 24	25 - 29	30 - 34	35 - 39	40 - 44	45 - 49	50 - 54	55 - 59	60 - 64	65 - 69	70 +	Total
00:00 AM	0	0	1	0	0	0	0	0	0	0	0	0	0	1
01:00	0	0	0	0	0	0	0	0	0	0	0	0	0	0
02:00	0	0	0	0	0	0	0	0	0	0	0	0	0	0
03:00	0	0	0	0	0	0	0	0	0	0	0	0	0	0
04:00	0	0	0	0	0	1	2	0	0	0	0	0	0	3
05:00	0	0	1	0	1	1	0	0	0	0	0	0	0	3
06:00	1	0	0	1	5	3	0	1	0	0	0	0	0	11
07:00	1	1	1	5	6	14	3	1	0	0	0	0	0	32
08:00	4	0	3	5	6	5	4	0	0	0	0	0	0	27
09:00	2	2	1	5	3	1	1	0	0	0	0	0	0	15
10:00	1	1	1	9	6	5	2	1	0	0	0	0	0	26
11:00	0	1	4	5	2	4	1	2	0	0	0	0	0	19
12:00 PM	0	1	4	6	6	4	2	0	0	0	0	0	0	23
13:00	0	1	2	4	11	1	6	1	0	0	0	0	0	26
14:00	0	1	1	4	5	3	2	0	0	0	0	0	0	16
15:00	2	2	4	4	5	5	2	0	0	0	0	0	0	24
16:00	1	0	4	8	5	2	2	0	0	0	0	0	0	22
17:00	0	2	4	7	12	5	3	0	0	0	0	0	0	33
18:00	1	1	4	4	3	3	2	0	0	0	0	0	0	18
19:00	1	3	1	4	3	0	1	1	0	0	0	0	0	14
20:00	0	0	1	2	3	2	0	0	0	0	0	0	0	8
21:00	0	0	1	1	0	1	0	0	0	0	0	0	0	3
22:00	0	0	1	0	1	1	1	0	0	0	0	0	0	4
23:00	0	0	0	2	0	1	0	0	0	0	0	0	0	3
<b>Totals</b>	<b>14</b>	<b>16</b>	<b>39</b>	<b>76</b>	<b>83</b>	<b>62</b>	<b>34</b>	<b>7</b>						<b>331</b>
<b>% of Totals</b>	<b>4%</b>	<b>5%</b>	<b>12%</b>	<b>23%</b>	<b>25%</b>	<b>19%</b>	<b>10%</b>	<b>2%</b>						<b>100%</b>

<b>AM Volumes</b>	9	5	12	30	29	34	13	5	0	0	0	0	0	137
<b>% AM</b>	3%	2%	4%	9%	9%	10%	4%	2%						41%
<b>AM Peak Hour</b>	08:00	09:00	11:00	10:00	07:00	07:00	08:00	11:00						07:00
<b>Volume</b>	4	2	4	9	6	14	4	2						32
<b>PM Volumes</b>	5	11	27	46	54	28	21	2	0	0	0	0	0	194
<b>% PM</b>	2%	3%	8%	14%	16%	8%	6%	1%						59%
<b>PM Peak Hour</b>	15:00	19:00	12:00	16:00	17:00	15:00	13:00	13:00						17:00
<b>Volume</b>	2	3	4	8	12	5	6	1						33

Directional Peak Periods All Speeds	AM 7-9		NOON 12-2		PM 4-6		Off Peak Volumes	
	Volume	%	Volume	%	Volume	%	Volume	%
	59	18%	49	15%	55	17%	168	51%

Street Name	Direction	Percentiles					ADT
		15th	50th	Average	85th	95th	
SW 113th Ave	North Bound	20	29	29	38	44	254
SW 113th Ave	South Bound	23	31	31	39	44	331

# SPEED

SW 113th Ave Bet. SW 56th Ct & SW 58th St

Day: Thursday  
Date: 5/18/2023

City: Cooper City  
Project #: FL23\_140259\_010

## Summary

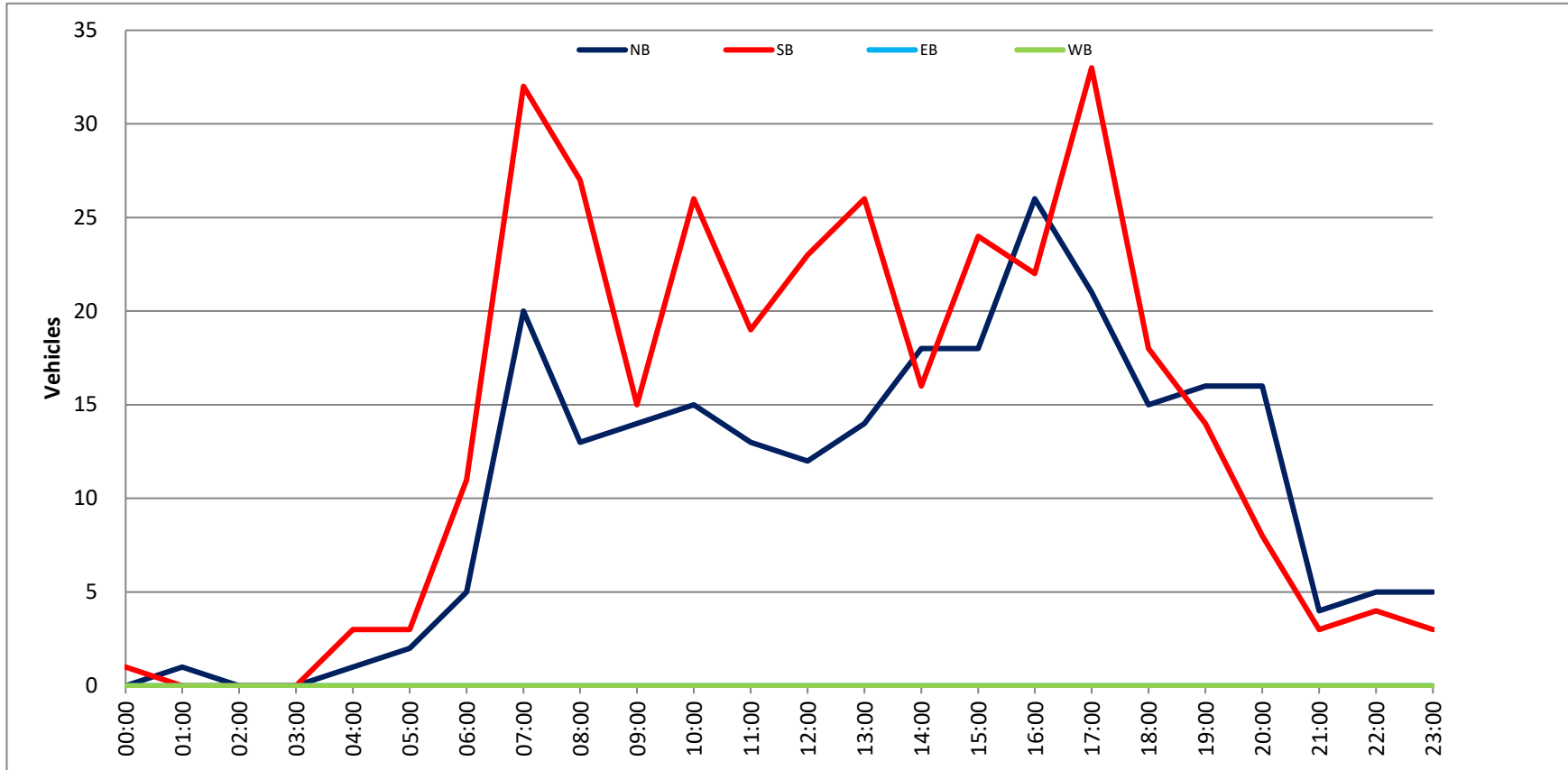
Time	< 15	15 - 19	20 - 24	25 - 29	30 - 34	35 - 39	40 - 44	45 - 49	50 - 54	55 - 59	60 - 64	65 - 69	70 +	Total
00:00 AM	0	0	1	0	0	0	0	0	0	0	0	0	0	1
01:00	0	1	0	0	0	0	0	0	0	0	0	0	0	1
02:00	0	0	0	0	0	0	0	0	0	0	0	0	0	0
03:00	0	0	0	0	0	0	0	0	0	0	0	0	0	0
04:00	0	0	0	0	0	2	2	0	0	0	0	0	0	4
05:00	0	0	1	1	2	1	0	0	0	0	0	0	0	5
06:00	1	0	1	1	6	5	0	2	0	0	0	0	0	16
07:00	2	5	3	10	10	18	3	1	0	0	0	0	0	52
08:00	4	3	3	9	7	8	6	0	0	0	0	0	0	40
09:00	3	5	6	8	4	2	1	0	0	0	0	0	0	29
10:00	1	2	4	12	10	8	3	1	0	0	0	0	0	41
11:00	0	1	7	8	6	5	2	3	0	0	0	0	0	32
12:00 PM	0	3	7	8	10	4	3	0	0	0	0	0	0	35
13:00	0	1	4	8	16	3	7	1	0	0	0	0	0	40
14:00	1	1	3	7	11	7	3	1	0	0	0	0	0	34
15:00	3	4	7	7	8	9	3	1	0	0	0	0	0	42
16:00	3	2	10	16	10	4	2	1	0	0	0	0	0	48
17:00	1	4	8	13	16	7	5	0	0	0	0	0	0	54
18:00	1	1	5	8	8	5	5	0	0	0	0	0	0	33
19:00	3	4	3	8	7	2	1	2	0	0	0	0	0	30
20:00	2	2	2	5	5	7	0	1	0	0	0	0	0	24
21:00	0	0	1	1	2	3	0	0	0	0	0	0	0	7
22:00	0	1	2	1	1	1	1	2	0	0	0	0	0	9
23:00	0	0	0	5	0	3	0	0	0	0	0	0	0	8
<b>Totals</b>	<b>25</b>	<b>40</b>	<b>78</b>	<b>136</b>	<b>139</b>	<b>104</b>	<b>47</b>	<b>16</b>						<b>585</b>
<b>% of Totals</b>	<b>4%</b>	<b>7%</b>	<b>13%</b>	<b>23%</b>	<b>24%</b>	<b>18%</b>	<b>8%</b>	<b>3%</b>						<b>100%</b>

<b>AM Volumes</b>	11	17	26	49	45	49	17	7	0	0	0	0	0	221
<b>% AM</b>	2%	3%	4%	8%	8%	8%	3%	1%						38%
<b>AM Peak Hour</b>	08:00	07:00	11:00	10:00	07:00	07:00	08:00	11:00						07:00
<b>Volume</b>	4	5	7	12	10	18	6	3						52
<b>PM Volumes</b>	14	23	52	87	94	55	30	9	0	0	0	0	0	364
<b>% PM</b>	2%	4%	9%	15%	16%	9%	5%	2%						62%
<b>PM Peak Hour</b>	15:00	15:00	16:00	16:00	13:00	15:00	13:00	19:00						17:00
<b>Volume</b>	3	4	10	16	16	9	7	2						54

Directional Peak Periods All Speeds	AM 7-9		NOON 12-2		PM 4-6		Off Peak Volumes	
	Volume	%	Volume	%	Volume	%	Volume	%
	92	↔ 16%	75	↔ 13%	102	↔ 17%	316	↔ 54%

Street Name	Direction	Percentiles					ADT
		15th	50th	Average	85th	95th	
SW 113th Ave	Summary	21	30	30	39	44	585





Day: Tuesday  
Date: 5/16/2023

City: Cooper City  
Project #: FL23\_140259\_011n

Time	< 15	15 - 19	20 - 24	25 - 29	30 - 34	35 - 39	40 - 44	45 - 49	50 - 54	55 - 59	60 - 64	65 - 69	70 +	Total
00:00 AM	0	0	0	0	0	0	0	0	0	0	0	0	0	0
00:15	0	0	0	1	0	1	0	0	0	0	0	0	0	2
00:30	0	0	0	0	0	0	0	0	0	0	0	0	0	0
00:45	0	0	0	0	0	0	0	0	0	0	0	0	0	0
01:00	0	0	0	0	0	0	0	0	0	0	0	0	0	0
01:15	0	0	0	0	0	0	0	1	0	0	0	0	0	1
01:30	0	0	0	0	0	0	0	0	0	0	0	0	0	0
01:45	0	0	0	0	0	0	0	0	0	0	0	0	0	0
02:00	0	0	0	0	0	0	0	0	0	0	0	0	0	0
02:15	0	0	0	0	0	0	0	0	0	0	0	0	0	0
02:30	0	0	0	0	0	0	0	0	0	0	0	0	0	0
02:45	0	0	0	0	0	1	0	0	0	0	0	0	0	1
03:00	0	0	0	0	0	0	0	0	0	0	0	0	0	0
03:15	0	0	0	0	0	0	0	0	0	0	0	0	0	0
03:30	0	0	0	0	0	0	0	0	0	0	0	0	0	0
03:45	0	0	0	0	0	0	0	0	0	0	0	0	0	0
04:00	0	0	0	0	0	0	0	1	0	0	0	0	0	1
04:15	0	0	0	0	0	0	0	0	0	0	0	0	0	0
04:30	0	0	0	0	0	0	0	0	0	0	0	0	0	0
04:45	0	0	0	0	0	0	0	0	0	0	0	0	0	0
05:00	0	0	0	1	0	0	0	0	0	0	0	0	0	1
05:15	0	0	0	0	0	0	0	0	0	0	0	0	0	0
05:30	0	0	0	0	0	0	0	0	0	0	0	0	0	0
05:45	0	0	0	0	1	0	0	0	0	0	0	0	0	1
06:00	0	1	0	0	0	0	0	0	0	0	0	0	0	1
06:15	0	0	0	0	0	0	0	0	0	0	0	0	0	0
06:30	0	0	0	0	1	0	0	0	0	0	0	0	0	1
06:45	0	0	0	0	0	0	0	0	0	0	0	0	0	0
07:00	0	0	0	0	1	0	0	0	0	0	0	0	0	1
07:15	0	0	0	0	0	0	0	0	0	0	0	0	0	0
07:30	0	0	0	0	0	1	0	0	0	0	0	0	0	1
07:45	0	0	0	0	1	0	2	0	0	0	0	0	0	3
08:00	0	0	0	0	0	1	1	1	0	0	0	0	0	3
08:15	0	0	0	0	0	0	0	0	0	0	0	0	0	0
08:30	0	0	0	0	1	0	0	0	0	0	0	0	0	1
08:45	0	0	0	0	0	0	0	1	0	0	0	0	0	1
09:00	0	0	0	0	0	1	0	0	0	0	0	0	0	1
09:15	0	0	0	0	0	0	0	0	0	0	0	0	0	0
09:30	0	0	0	0	1	0	0	0	0	0	0	0	0	1
09:45	0	0	0	1	1	0	0	1	0	0	0	0	0	3
10:00	0	0	0	0	0	2	0	0	0	0	0	0	0	2
10:15	0	0	0	0	0	2	0	0	0	0	0	0	0	2
10:30	0	0	0	0	0	1	2	0	0	0	0	0	0	3
10:45	0	0	0	0	0	2	2	0	0	0	0	0	0	4
11:00	0	0	0	0	1	0	3	0	2	0	0	0	0	6
11:15	0	0	0	0	0	1	1	1	0	0	0	0	0	2
11:30	0	0	0	0	1	0	0	0	0	0	0	0	0	1
11:45	0	0	0	0	1	1	3	0	1	0	0	0	0	6
12:00 PM	0	0	0	0	0	0	2	0	0	0	0	0	0	2
12:15	0	0	0	0	2	2	2	1	0	0	0	0	0	5
12:30	0	0	0	0	1	1	0	1	0	0	0	0	0	3
12:45	0	0	0	1	0	1	0	2	0	0	0	0	0	4
13:00	0	0	0	0	1	2	1	1	0	0	0	0	0	5
13:15	0	0	0	0	1	1	0	1	0	0	0	0	0	3
13:30	0	1	0	0	1	0	1	0	0	0	0	0	0	3
13:45	0	0	0	1	0	1	1	0	0	0	0	0	0	3
14:00	0	0	0	1	0	0	1	0	0	0	0	0	0	2
14:15	0	0	0	0	1	0	0	0	0	0	0	0	0	1
14:30	0	0	0	0	0	1	0	0	0	0	0	0	0	1
14:45	0	0	0	0	1	1	0	1	0	0	0	0	0	3
15:00	0	0	0	0	0	4	1	0	0	0	0	0	0	5
15:15	0	0	0	0	0	1	4	0	0	0	0	0	0	5
15:30	0	0	0	0	1	2	3	0	0	0	0	0	0	6
15:45	0	0	0	0	1	2	1	0	0	0	0	0	0	4
16:00	0	0	0	0	1	0	0	1	0	0	0	0	0	2
16:15	0	0	0	0	2	0	1	0	0	0	0	0	0	3
16:30	0	0	0	0	0	2	1	1	0	0	0	0	0	4
16:45	0	0	0	0	1	0	0	0	0	0	0	0	0	1
17:00	0	0	0	0	0	1	1	0	0	0	0	0	0	2
17:15	0	0	1	0	0	2	1	4	0	0	0	0	0	8
17:30	0	0	1	0	0	1	1	2	0	0	0	0	0	5
17:45	0	0	0	0	1	2	0	0	0	0	0	0	0	3
18:00	0	0	0	0	2	4	1	1	0	0	0	0	0	8
18:15	0	0	0	0	1	0	1	0	0	0	0	0	0	2
18:30	0	0	0	1	0	1	0	0	0	0	0	0	0	2
18:45	0	0	0	0	3	1	1	0	1	0	0	0	0	6
19:00	0	0	0	0	0	2	0	0	0	0	0	0	0	2
19:15	0	0	1	0	0	3	2	1	0	0	0	0	0	7
19:30	0	0	0	1	0	0	0	0	0	0	0	0	0	1
19:45	0	0	0	0	0	2	0	0	0	0	0	0	0	2
20:00	0	0	0	0	0	1	1	0	0	0	0	0	0	2
20:15	0	0	0	0	0	1	2	0	0	0	0	0	0	3
20:30	0	0	0	0	1	0	0	0	0	0	0	0	0	1
20:45	0	0	0	0	1	2	0	0	0	0	0	0	0	3
21:00	0	0	0	0	0	0	0	0	1	0	0	0	0	1
21:15	0	0	0	0	1	0	2	1	0	0	0	0	0	4
21:30	0	0	0	1	0	0	0	0	0	0	0	0	0	1
21:45	0	0	0	0	0	0	0	0	0	0	0	0	0	0
22:00	0	0	0	0	0	0	0	0	0	0	0	0	0	0
22:15	0	0	0	0	0	0	0	0	0	0	0	0	0	0
22:30	0	0	0	0	0	0	0	0	0	0	0	0	0	0
22:45	0	0	0	0	0	0	0	0	0	0	0	0	0	0
23:00	0	0	0	0	0	0	0	0	0	0	0	0	0	0
23:15	0	0	0	0	0	0	0	0	0	0	0	0	0	0
23:30	0	0	0	0	0	0	0	0	0	0	0	0	0	0
23:45	0	0	0	0	0	0	0	0	0	0	0	0	0	0
<b>Totals</b>	<b>2</b>	<b>3</b>	<b>12</b>	<b>32</b>	<b>61</b>	<b>43</b>	<b>23</b>	<b>5</b>						<b>181</b>
% of Totals	1%	2%	7%	18%	34%	24%	13%	3%						100%

Directional Peak Periods	AM 7-9		NOON 12-2		PM 4-6		Off Peak Volumes	
All Classes	Volume	%	Volume	%	Volume	%	Volume	%
	10	6%	28	15%	30	17%	113	62%

Street Name	Direction	Percentiles					
		15th	50th	Average	85th	95th	ADT
Hiatus Rd	North Bound	32	38	38	45	49	181
Hiatus Rd	South Bound	27	36	35	44	49	98

**SPEED**

Hiatus Rd Bet. SW 55th St & SW 56th Ct

Day: Tuesday  
Date: 5/16/2023

City: Cooper City  
Project #: FL23\_140259\_011s

**South Bound**

Time	< 15	15 - 19	20 - 24	25 - 29	30 - 34	35 - 39	40 - 44	45 - 49	50 - 54	55 - 59	60 - 64	65 - 69	70 +	Total
00:00 AM	0	0	0	0	0	0	0	0	0	0	0	0	0	0
00:15	0	0	0	0	0	0	0	0	0	0	0	0	0	0
00:30	0	0	0	0	1	0	0	0	0	0	0	0	0	1
00:45	0	0	0	0	0	0	0	0	0	0	0	0	0	0
01:00	0	0	0	0	0	0	0	0	0	0	0	0	0	0
01:15	0	0	0	0	0	0	0	0	0	0	0	0	0	0
01:30	0	0	0	0	0	0	0	0	0	0	0	0	0	0
01:45	0	0	0	0	0	0	0	0	0	0	0	0	0	0
02:00	0	0	0	0	0	0	0	0	0	0	0	0	0	0
02:15	0	0	0	0	0	0	0	0	0	0	0	0	0	0
02:30	0	0	0	0	0	0	0	0	0	0	0	0	0	0
02:45	0	0	0	0	0	0	0	0	0	0	0	0	0	0
03:00	0	0	0	0	0	0	0	0	0	0	0	0	0	0
03:15	0	0	0	0	0	0	0	0	0	0	0	0	0	0
03:30	0	0	0	0	0	0	0	0	0	0	0	0	0	0
03:45	0	0	0	0	0	0	0	0	0	0	0	0	0	0
04:00	0	0	0	0	0	0	0	0	0	0	0	0	0	0
04:15	0	0	0	0	0	0	0	0	0	0	0	0	0	0
04:30	0	0	0	0	0	0	0	0	0	0	0	0	0	0
04:45	0	0	0	0	0	0	0	0	0	0	0	0	0	0
05:00	0	0	0	0	0	0	0	0	0	0	0	0	0	0
05:15	0	0	0	0	0	0	0	1	0	0	0	0	0	1
05:30	0	0	0	0	0	0	0	0	0	0	0	0	0	0
05:45	0	0	0	0	0	0	0	0	0	0	0	0	0	0
06:00	0	0	0	0	0	0	0	0	0	0	0	0	0	0
06:15	0	0	0	0	0	0	0	0	0	0	0	0	0	0
06:30	0	0	0	0	0	0	1	0	0	0	0	0	0	1
06:45	0	0	0	0	0	0	0	0	0	0	0	0	0	0
07:00	0	0	0	0	0	0	0	0	0	0	0	0	0	0
07:15	0	0	0	0	0	3	0	0	0	0	0	0	0	3
07:30	0	0	0	0	2	0	1	0	0	0	0	0	0	3
07:45	0	0	0	0	0	0	0	0	0	0	0	0	0	0
08:00	0	0	0	0	0	1	0	0	0	0	0	0	0	1
08:15	0	0	0	1	0	0	0	0	0	0	0	0	0	1
08:30	0	0	0	1	0	0	1	0	0	0	0	0	0	2
08:45	0	0	0	0	0	0	1	1	0	0	0	0	0	2
09:00	0	0	0	0	1	0	0	0	0	0	0	0	0	1
09:15	0	0	0	0	0	1	0	0	0	0	0	0	0	1
09:30	0	0	0	0	0	0	0	0	0	0	0	0	0	0
09:45	0	0	0	0	0	0	1	0	0	0	0	0	0	1
10:00	0	0	0	0	0	1	1	0	0	0	0	0	0	2
10:15	0	0	0	0	0	0	0	0	0	0	0	0	0	0
10:30	0	0	0	0	0	0	1	0	0	0	0	0	0	1
10:45	0	0	0	0	0	0	0	0	0	0	0	0	0	0
11:00	1	0	0	0	0	1	0	0	1	0	0	0	0	3
11:15	1	0	0	0	0	0	0	0	0	0	0	0	0	1
11:30	0	0	1	1	0	0	1	0	0	0	0	0	0	3
11:45	0	0	0	1	0	1	1	0	0	0	0	0	0	3
12:00 PM	0	0	0	0	1	1	0	0	1	0	0	0	0	3
12:15	0	0	0	0	1	1	0	0	0	0	0	0	0	2
12:30	0	0	0	0	1	0	0	0	0	0	0	0	0	1
12:45	0	0	0	1	0	0	0	0	0	0	0	0	0	1
13:00	0	0	0	2	0	1	0	0	0	0	0	0	0	3
13:15	0	0	0	1	0	0	0	0	0	0	0	0	0	1
13:30	0	0	0	1	0	0	0	0	0	0	0	0	0	1
13:45	0	0	0	1	0	0	1	0	0	0	0	0	0	2
14:00	0	0	0	0	0	1	0	0	0	0	0	0	0	1
14:15	0	0	1	0	0	0	0	0	0	0	0	0	0	1
14:30	0	0	0	0	0	0	0	0	0	0	0	0	0	0
14:45	0	0	0	0	0	0	1	0	0	0	0	0	0	1
15:00	0	0	0	0	0	0	0	0	0	0	0	0	0	0
15:15	0	0	0	1	0	0	1	1	0	0	0	0	0	3
15:30	0	0	0	0	1	0	0	0	0	0	0	0	0	1
15:45	0	0	0	0	1	1	0	0	0	0	0	0	0	2
16:00	0	0	1	1	0	0	1	0	0	0	0	0	0	3
16:15	0	0	0	0	1	0	0	0	0	0	0	0	0	1
16:30	0	0	0	0	1	0	0	1	0	0	0	0	0	2
16:45	0	0	0	0	0	1	0	0	0	0	0	0	0	1
17:00	0	0	0	1	2	0	0	0	0	0	0	0	0	3
17:15	0	0	0	1	0	2	3	0	0	0	0	0	0	6
17:30	0	0	0	0	2	1	2	0	1	0	0	0	0	6
17:45	0	0	0	0	0	1	0	0	0	0	0	0	0	1
18:00	0	0	0	0	0	1	1	0	0	0	0	0	0	2
18:15	1	0	0	0	1	0	0	0	0	0	0	0	0	2
18:30	0	1	0	0	0	1	1	0	0	0	0	0	0	3
18:45	0	0	1	0	0	1	0	0	0	0	0	0	0	2
19:00	0	0	0	0	0	0	0	0	0	0	0	0	0	0
19:15	0	0	0	0	0	0	0	1	1	0	0	0	0	2
19:30	0	0	0	0	0	0	0	0	0	0	0	0	0	0
19:45	0	0	0	0	0	1	0	0	0	0	0	0	0	1
20:00	0	0	0	0	0	0	0	0	0	0	0	0	0	0
20:15	0	0	0	0	1	1	0	0	0	0	0	0	0	2
20:30	0	0	0	0	1	0	0	0	0	0	0	0	0	1
20:45	0	0	0	0	0	0	0	0	0	0	0	0	0	0
21:00	0	0	0	0	0	0	0	0	0	0	0	0	0	0
21:15	0	0	1	1	0	0	1	0	0	0	0	0	0	3
21:30	0	0	0	0	0	0	0	0	0	0	0	0	0	0
21:45	0	0	0	0	0	0	0	0	0	0	0	0	0	0
22:00	0	0	0	0	0	0	0	0	0	0	0	0	0	0
22:15	0	0	0	0	0	0	0	0	0	0	0	0	0	0
22:30	0	0	0	0	0	0	0	0	0	0	0	0	0	0
22:45	0	0	0	0	0	0	0	0	0	0	0	0	0	0
23:00	0	0	0	0	0	0	0	0	0	0	0	0	0	0
23:15	0	0	0	0	0	0	0	0	0	0	0	0	0	0
23:30	0	0	0	0	0	0	0	0	0	0	0	0	0	0
23:45	0	0	0	0	0	0	0	0	0	0	0	0	0	0
<b>Totals</b>	<b>3</b>	<b>1</b>	<b>3</b>	<b>12</b>	<b>22</b>	<b>23</b>	<b>15</b>	<b>7</b>	<b>4</b>					<b>98</b>
<b>% of Totals</b>	<b>3%</b>	<b>1%</b>	<b>3%</b>	<b>14%</b>	<b>22%</b>	<b>23%</b>	<b>15%</b>	<b>7%</b>	<b>4%</b>					<b>100%</b>

Directional Peak Periods	AM 7-9			NOON 12-2			PM 4-6			Off Peak Volumes		
All Classes	Volume	%		Volume	%		Volume	%		Volume	%	
	12	12%	← →	14	14%	← →	24	24%	← →	48	49%	← →

Street Name	Direction	Percentiles					
		15th	50th	Average	85th	95th	ADT
Hiatus Rd	North Bound	32	38	38	45	49	181
Hiatus Rd	South Bound	27	36	35	44	49	98

Summary

Time	< 15	15 - 19	20 - 24	25 - 29	30 - 34	35 - 39	40 - 44	45 - 49	50 - 54	55 - 59	60 - 64	65 - 69	70 +	Total
00:00 AM	0	0	0	0	0	0	0	0	0	0	0	0	0	0
00:15	0	0	0	1	0	1	0	0	0	0	0	0	0	2
00:30	0	0	0	0	1	0	0	0	0	0	0	0	0	1
00:45	0	0	0	0	0	0	0	0	0	0	0	0	0	0
01:00	0	0	0	0	0	0	0	0	0	0	0	0	0	0
01:15	0	0	0	0	0	0	0	1	0	0	0	0	0	1
01:30	0	0	0	0	0	0	0	0	0	0	0	0	0	0
01:45	0	0	0	0	0	0	0	0	0	0	0	0	0	0
02:00	0	0	0	0	0	0	0	0	0	0	0	0	0	0
02:15	0	0	0	0	0	0	0	0	0	0	0	0	0	0
02:30	0	0	0	0	0	0	0	0	0	0	0	0	0	0
02:45	0	0	0	0	0	1	0	0	0	0	0	0	0	1
03:00	0	0	0	0	0	0	0	0	0	0	0	0	0	0
03:15	0	0	0	0	0	0	0	0	0	0	0	0	0	0
03:30	0	0	0	0	0	0	0	0	0	0	0	0	0	0
03:45	0	0	0	0	0	0	0	0	0	0	0	0	0	0
04:00	0	0	0	0	0	0	0	1	0	0	0	0	0	1
04:15	0	0	0	0	0	0	0	0	0	0	0	0	0	0
04:30	0	0	0	0	0	0	0	0	0	0	0	0	0	0
04:45	0	0	0	0	0	0	0	0	0	0	0	0	0	0
05:00	0	0	0	1	0	0	0	1	0	0	0	0	0	1
05:15	0	0	0	0	0	0	0	1	0	0	0	0	0	1
05:30	0	0	0	0	0	0	0	0	0	0	0	0	0	0
05:45	0	0	0	0	1	0	0	0	0	0	0	0	0	1
06:00	0	1	0	0	0	0	0	0	0	0	0	0	0	1
06:15	0	0	0	0	0	0	0	0	0	0	0	0	0	0
06:30	0	0	0	0	1	0	1	1	0	0	0	0	0	3
06:45	0	0	0	0	0	0	0	0	0	0	0	0	0	0
07:00	0	0	0	0	1	0	0	0	0	0	0	0	0	1
07:15	0	0	0	0	0	3	0	0	0	0	0	0	0	3
07:30	0	0	0	0	2	1	0	1	0	0	0	0	0	4
07:45	0	0	0	0	1	0	2	0	0	0	0	0	0	3
08:00	0	0	0	0	2	1	1	1	0	0	0	0	0	4
08:15	0	0	0	1	0	0	0	0	0	0	0	0	0	1
08:30	0	0	0	1	1	0	1	2	0	0	0	0	0	3
08:45	0	0	0	0	0	1	2	0	0	0	0	0	0	3
09:00	0	0	0	0	1	1	0	0	0	0	0	0	0	2
09:15	0	0	0	0	1	0	0	0	0	0	0	0	0	1
09:30	0	0	0	0	1	0	0	0	0	0	0	0	0	1
09:45	0	0	0	1	1	0	1	1	0	0	0	0	0	4
10:00	0	0	0	0	0	3	1	0	0	0	0	0	0	4
10:15	0	0	0	0	0	2	0	0	0	0	0	0	0	2
10:30	0	0	0	0	0	1	3	0	0	0	0	0	0	4
10:45	0	0	0	0	1	2	2	0	0	0	0	0	0	6
11:00	1	0	0	0	1	1	3	0	3	0	0	0	0	9
11:15	1	0	0	0	0	1	1	1	0	0	0	0	0	3
11:30	0	0	1	1	1	0	1	0	0	0	0	0	0	4
11:45	0	0	0	1	1	2	4	0	1	0	0	0	0	9
12:00 PM	0	0	0	0	1	1	2	0	1	0	0	0	0	5
12:15	0	0	0	0	3	3	2	1	0	0	0	0	0	7
12:30	0	0	0	0	2	1	0	1	0	0	0	0	0	4
12:45	0	0	0	2	0	1	0	2	0	0	0	0	0	5
13:00	0	0	0	2	1	3	1	1	0	0	0	0	0	8
13:15	0	0	0	1	1	1	0	1	0	0	0	0	0	4
13:30	0	1	0	0	2	0	1	0	0	0	0	0	0	4
13:45	0	0	0	1	1	1	1	1	0	0	0	0	0	5
14:00	0	0	0	1	0	1	1	0	0	0	0	0	0	3
14:15	0	0	1	0	1	0	0	0	0	0	0	0	0	2
14:30	0	0	0	0	0	1	0	0	0	0	0	0	0	1
14:45	0	0	0	0	1	1	1	1	0	0	0	0	0	4
15:00	0	0	0	0	0	4	1	0	0	0	0	0	0	5
15:15	0	0	0	1	0	1	5	1	0	0	0	0	0	8
15:30	0	0	0	0	2	2	3	0	0	0	0	0	0	7
15:45	0	0	0	0	2	3	1	0	0	0	0	0	0	6
16:00	0	0	1	1	1	0	1	1	0	0	0	0	0	5
16:15	0	0	0	0	1	1	1	0	0	0	0	0	0	5
16:30	0	0	0	0	1	2	1	2	0	0	0	0	0	6
16:45	0	0	0	0	1	1	0	0	0	0	0	0	0	2
17:00	0	0	0	1	2	1	1	0	0	0	0	0	0	5
17:15	0	0	1	1	0	4	4	4	0	0	0	0	0	14
17:30	0	0	1	0	2	2	3	2	1	0	0	0	0	11
17:45	0	0	0	0	1	3	0	0	0	0	0	0	0	6
18:00	0	0	0	0	2	5	2	1	0	0	0	0	0	10
18:15	1	0	0	0	2	0	1	0	0	0	0	0	0	4
18:30	0	1	0	1	0	2	1	0	0	0	0	0	0	5
18:45	0	0	1	0	3	2	1	0	1	0	0	0	0	8
19:00	0	0	0	0	1	2	0	0	0	0	0	0	0	3
19:15	0	0	1	0	0	3	2	2	1	0	0	0	0	9
19:30	0	0	0	1	0	0	0	0	0	0	0	0	0	1
19:45	0	0	0	0	1	2	0	0	0	0	0	0	0	3
20:00	0	0	0	0	0	1	1	0	0	0	0	0	0	2
20:15	0	0	0	0	1	2	2	0	0	0	0	0	0	5
20:30	0	0	0	0	1	3	4	0	0	0	0	0	0	8
20:45	0	0	0	0	1	2	0	0	0	0	0	0	0	3
21:00	0	0	0	0	0	0	0	0	1	0	0	0	0	1
21:15	0	0	1	2	0	2	2	0	0	0	0	0	0	7
21:30	0	0	0	1	0	0	0	0	0	0	0	0	0	1
21:45	0	0	0	0	0	0	0	0	0	0	0	0	0	0
22:00	0	0	0	0	0	0	0	0	0	0	0	0	0	0
22:15	0	0	0	0	0	0	0	0	0	0	0	0	0	0
22:30	0	0	0	0	0	0	0	0	0	0	0	0	0	0
22:45	0	0	0	0	0	0	0	0	0	0	0	0	0	0
23:00	0	0	0	0	0	0	0	0	0	0	0	0	0	0
23:15	0	0	0	0	0	0	0	0	0	0	0	0	0	0
23:30	0	0	0	0	0	0	0	0	0	0	0	0	0	0
23:45	0	0	0	0	0	0	0	0	0	0	0	0	0	0
<b>Totals</b>	<b>3</b>	<b>3</b>	<b>3</b>	<b>26</b>	<b>54</b>	<b>54</b>	<b>62</b>	<b>30</b>	<b>9</b>					<b>279</b>
<b>% of Totals</b>	<b>1%</b>	<b>1%</b>	<b>3%</b>	<b>9%</b>	<b>19%</b>	<b>30%</b>	<b>22%</b>	<b>11%</b>	<b>3%</b>					<b>100%</b>

Directional Peak Periods	AM 7-9			NOON 12-2			PM 4-6			Off Peak Volumes		
All Classes	Volume	%		Volume	%		Volume	%		Volume	%	
	22	8%	← →	42	15%	← →	54	19%	← →	161	58%	← →

Street Name	Direction	15th	50th	Average	85th	95th	ADT
Hiatus Rd	Summary	30	38	37	45	49	279

# SPEED

## Hiatus Rd Bet. SW 55th St & SW 56th Ct

Day: Tuesday  
Date: 5/16/2023

City: Cooper City  
Project #: FL23\_140259\_011n

### North Bound

Time	< 15	15 - 19	20 - 24	25 - 29	30 - 34	35 - 39	40 - 44	45 - 49	50 - 54	55 - 59	60 - 64	65 - 69	70 +	Total
00:00 AM	0	0	0	1	0	1	0	0	0	0	0	0	0	2
01:00	0	0	0	0	0	0	0	1	0	0	0	0	0	1
02:00	0	0	0	0	0	1	0	0	0	0	0	0	0	1
03:00	0	0	0	0	0	0	0	0	0	0	0	0	0	0
04:00	0	0	0	0	0	0	0	1	0	0	0	0	0	1
05:00	0	0	0	1	1	0	0	0	0	0	0	0	0	2
06:00	0	1	0	1	0	1	0	0	0	0	0	0	0	3
07:00	0	0	0	0	2	1	2	0	0	0	0	0	0	5
08:00	0	0	0	0	1	1	1	2	0	0	0	0	0	5
09:00	0	0	0	1	1	2	0	1	0	0	0	0	0	5
10:00	0	0	0	0	0	7	4	0	0	0	0	0	0	11
11:00	0	0	0	0	3	1	7	1	3	0	0	0	0	15
12:00 PM	0	0	0	1	3	4	2	4	0	0	0	0	0	14
13:00	0	1	0	1	3	4	3	2	0	0	0	0	0	14
14:00	0	0	0	1	2	2	1	1	0	0	0	0	0	7
15:00	0	0	0	0	2	9	9	0	0	0	0	0	0	20
16:00	0	0	0	0	4	2	2	2	0	0	0	0	0	10
17:00	0	0	2	1	2	6	3	6	0	0	0	0	0	20
18:00	0	0	0	1	6	6	3	1	1	0	0	0	0	18
19:00	0	0	1	1	0	7	2	1	0	0	0	0	0	12
20:00	0	0	0	0	2	4	3	0	0	0	0	0	0	9
21:00	0	0	0	2	0	2	1	0	1	0	0	0	0	6
22:00	0	0	0	0	0	0	0	0	0	0	0	0	0	0
23:00	0	0	0	0	0	0	0	0	0	0	0	0	0	0
<b>Totals</b>		<b>2</b>	<b>3</b>	<b>12</b>	<b>32</b>	<b>61</b>	<b>43</b>	<b>23</b>	<b>5</b>					<b>181</b>
<b>% of Totals</b>		1%	2%	7%	18%	34%	24%	13%	3%					100%

<b>AM Volumes</b>	0	1	0	4	8	15	14	6	3	0	0	0	0	51
<b>% AM</b>		1%		2%	4%	8%	8%	3%	2%					28%
<b>AM Peak Hour</b>		06:00			11:00	10:00	11:00	08:00	11:00					11:00
<b>Volume</b>		1		1	3	7	7	2	3					15
<b>PM Volumes</b>	0	1	3	8	24	46	29	17	2	0	0	0	0	130
<b>% PM</b>		1%	2%	4%	13%	25%	16%	9%	1%					72%
<b>PM Peak Hour</b>		13:00	17:00	21:00	18:00	15:00	15:00	17:00	18:00					15:00
<b>Volume</b>		1	2	2	6	9	9	6	1					20

Directional Peak Periods All Speeds	AM 7-9		NOON 12-2		PM 4-6		Off Peak Volumes	
	Volume	%	Volume	%	Volume	%	Volume	%
	10	↔ 6%	28	↔ 15%	30	↔ 17%	113	↔ 62%

Street Name	Direction	Percentiles					ADT
		15th	50th	Average	85th	95th	
Hiatus Rd	North Bound	32	38	38	45	49	181
Hiatus Rd	South Bound	27	36	35	44	49	98



# SPEED

## Hiatus Rd Bet. SW 55th St & SW 56th Ct

Day: Tuesday  
Date: 5/16/2023

City: Cooper City  
Project #: FL23\_140259\_011s

### South Bound

Time	< 15	15 - 19	20 - 24	25 - 29	30 - 34	35 - 39	40 - 44	45 - 49	50 - 54	55 - 59	60 - 64	65 - 69	70 +	Total
00:00 AM	0	0	0	0	1	0	0	0	0	0	0	0	0	1
01:00	0	0	0	0	0	0	0	0	0	0	0	0	0	0
02:00	0	0	0	0	0	0	0	0	0	0	0	0	0	0
03:00	0	0	0	0	0	0	0	0	0	0	0	0	0	0
04:00	0	0	0	0	0	0	0	0	0	0	0	0	0	0
05:00	0	0	0	0	0	0	0	1	0	0	0	0	0	1
06:00	0	0	0	0	0	0	1	0	0	0	0	0	0	1
07:00	0	0	0	0	2	3	0	1	0	0	0	0	0	6
08:00	0	0	0	2	0	1	2	1	0	0	0	0	0	6
09:00	0	0	0	0	1	1	1	0	0	0	0	0	0	3
10:00	0	0	0	1	1	1	2	0	0	0	0	0	0	5
11:00	2	0	1	2	0	2	2	0	1	0	0	0	0	10
12:00 PM	0	0	0	1	3	2	0	0	1	0	0	0	0	7
13:00	0	0	0	3	2	1	0	1	0	0	0	0	0	7
14:00	0	0	1	0	0	1	1	0	0	0	0	0	0	3
15:00	0	0	0	1	2	1	1	1	0	0	0	0	0	6
16:00	0	0	1	1	2	2	1	1	0	0	0	0	0	8
17:00	0	0	0	2	4	4	5	0	1	0	0	0	0	16
18:00	1	1	1	0	1	3	2	0	0	0	0	0	0	9
19:00	0	0	0	0	2	0	0	1	1	0	0	0	0	4
20:00	0	0	0	0	1	1	0	0	0	0	0	0	0	2
21:00	0	0	1	1	0	0	1	0	0	0	0	0	0	3
22:00	0	0	0	0	0	0	0	0	0	0	0	0	0	0
23:00	0	0	0	0	0	0	0	0	0	0	0	0	0	0
<b>Totals</b>	<b>3</b>	<b>1</b>	<b>5</b>	<b>14</b>	<b>22</b>	<b>23</b>	<b>19</b>	<b>7</b>	<b>4</b>					<b>98</b>
<b>% of Totals</b>	3%	1%	5%	14%	22%	23%	19%	7%	4%					100%

<b>AM Volumes</b>	2	0	1	5	5	8	8	3	1	0	0	0	0	33
<b>% AM</b>	2%		1%	5%	5%	8%	8%	3%	1%					34%
<b>AM Peak Hour</b>	11:00		11:00	08:00	07:00	07:00	08:00	05:00	11:00					11:00
<b>Volume</b>	2		1	2	2	3	2	1	1					10
<b>PM Volumes</b>	1	1	4	9	17	15	11	4	3	0	0	0	0	65
<b>% PM</b>	1%	1%	4%	9%	17%	15%	11%	4%	3%					66%
<b>PM Peak Hour</b>	18:00	18:00	14:00	13:00	17:00	17:00	17:00	13:00	12:00					17:00
<b>Volume</b>	1	1	1	3	4	4	5	1	1					16

Directional Peak Periods All Speeds	AM 7-9		NOON 12-2		PM 4-6		Off Peak Volumes	
	Volume	%	Volume	%	Volume	%	Volume	%
	12	↔ 12%	14	↔ 14%	24	↔ 24%	48	↔ 49%

Street Name	Direction	Percentiles					
		15th	50th	Average	85th	95th	ADT
Hiatus Rd	North Bound	32	38	38	45	49	181
Hiatus Rd	South Bound	27	36	35	44	49	98

# SPEED

## Hiatus Rd Bet. SW 55th St & SW 56th Ct

Day: Tuesday  
Date: 5/16/2023

City: Cooper City  
Project #: FL23\_140259\_011

### Summary

Time	< 15	15 - 19	20 - 24	25 - 29	30 - 34	35 - 39	40 - 44	45 - 49	50 - 54	55 - 59	60 - 64	65 - 69	70 +	Total
00:00 AM	0	0	0	1	1	1	0	0	0	0	0	0	0	3
01:00	0	0	0	0	0	0	0	1	0	0	0	0	0	1
02:00	0	0	0	0	0	1	0	0	0	0	0	0	0	1
03:00	0	0	0	0	0	0	0	0	0	0	0	0	0	0
04:00	0	0	0	0	0	0	0	1	0	0	0	0	0	1
05:00	0	0	0	1	1	0	0	1	0	0	0	0	0	3
06:00	0	1	0	1	0	1	1	0	0	0	0	0	0	4
07:00	0	0	0	0	4	4	2	1	0	0	0	0	0	11
08:00	0	0	0	2	1	2	3	3	0	0	0	0	0	11
09:00	0	0	0	1	2	3	1	1	0	0	0	0	0	8
10:00	0	0	0	1	1	8	6	0	0	0	0	0	0	16
11:00	2	0	1	2	3	3	9	1	4	0	0	0	0	25
12:00 PM	0	0	0	2	6	6	2	4	1	0	0	0	0	21
13:00	0	1	0	4	5	5	3	3	0	0	0	0	0	21
14:00	0	0	1	1	2	3	2	1	0	0	0	0	0	10
15:00	0	0	0	1	4	10	10	1	0	0	0	0	0	26
16:00	0	0	1	1	6	4	3	3	0	0	0	0	0	18
17:00	0	0	2	3	6	10	8	6	1	0	0	0	0	36
18:00	1	1	1	1	7	9	5	1	1	0	0	0	0	27
19:00	0	0	1	1	2	7	2	2	1	0	0	0	0	16
20:00	0	0	0	0	3	5	3	0	0	0	0	0	0	11
21:00	0	0	1	3	0	2	2	0	1	0	0	0	0	9
22:00	0	0	0	0	0	0	0	0	0	0	0	0	0	0
23:00	0	0	0	0	0	0	0	0	0	0	0	0	0	0
<b>Totals</b>	<b>3</b>	<b>3</b>	<b>8</b>	<b>26</b>	<b>54</b>	<b>84</b>	<b>62</b>	<b>30</b>	<b>9</b>					<b>279</b>
<b>% of Totals</b>	<b>1%</b>	<b>1%</b>	<b>3%</b>	<b>9%</b>	<b>19%</b>	<b>30%</b>	<b>22%</b>	<b>11%</b>	<b>3%</b>					<b>100%</b>

<b>AM Volumes</b>	2	1	1	9	13	23	22	9	4	0	0	0	0	84
<b>% AM</b>	1%	0%	0%	3%	5%	8%	8%	3%	1%					30%
<b>AM Peak Hour</b>	11:00	06:00	11:00	08:00	07:00	10:00	11:00	08:00	11:00					11:00
<b>Volume</b>	2	1	1	2	4	8	9	3	4					25
<b>PM Volumes</b>	1	2	7	17	41	61	40	21	5	0	0	0	0	195
<b>% PM</b>	0%	1%	3%	6%	15%	22%	14%	8%	2%					70%
<b>PM Peak Hour</b>	18:00	13:00	17:00	13:00	18:00	15:00	15:00	17:00	12:00					17:00
<b>Volume</b>	1	1	2	4	7	10	10	6	1					36

Directional Peak Periods All Speeds	AM 7-9		NOON 12-2		PM 4-6		Off Peak Volumes	
	Volume	%	Volume	%	Volume	%	Volume	%
	22	↔ 8%	42	↔ 15%	54	↔ 19%	161	↔ 58%

Street Name	Direction	Percentiles					ADT
		15th	50th	Average	85th	95th	
Hiatus Rd	Summary	30	38	37	45	49	279

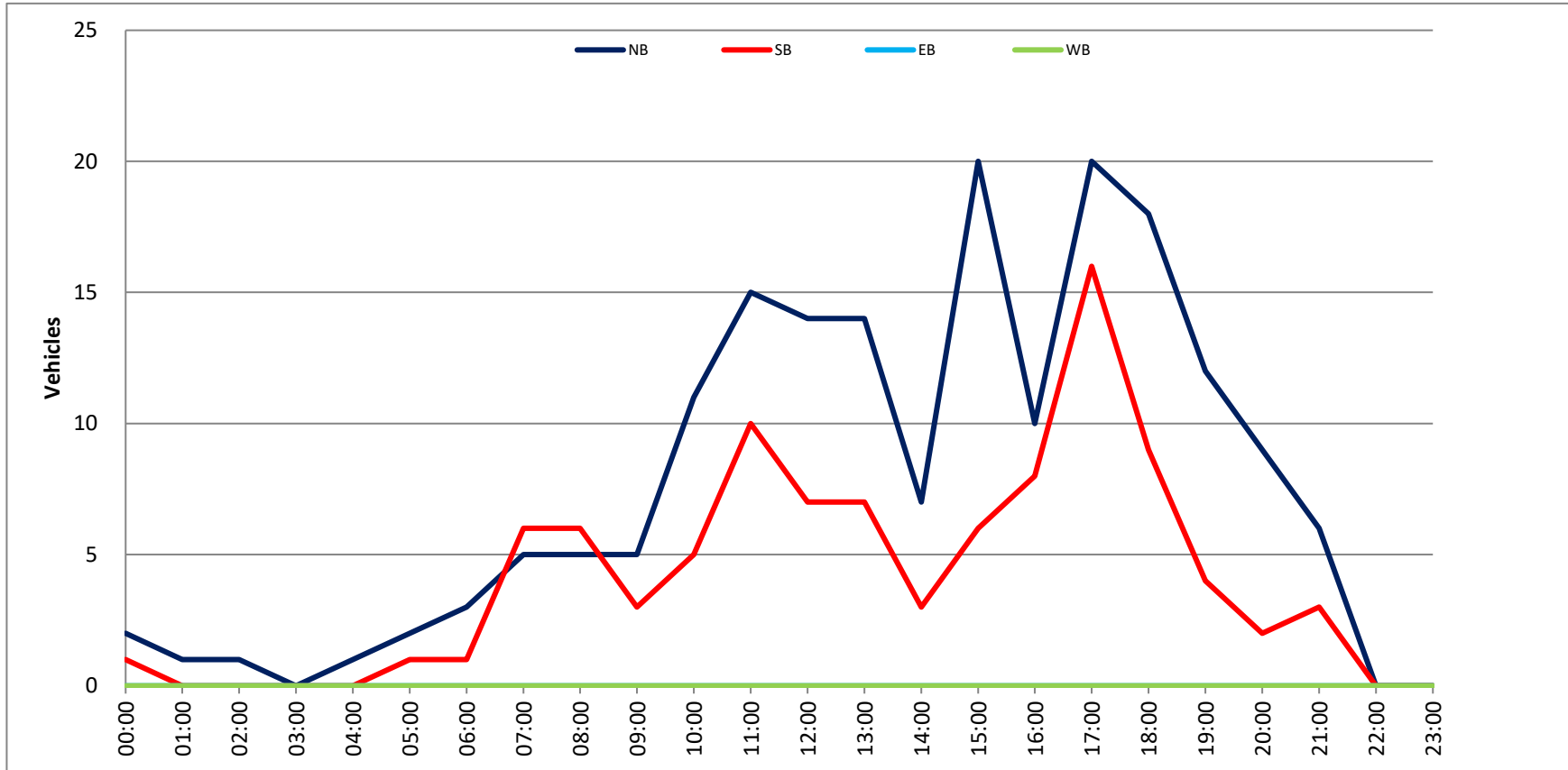
### VOLUME

Hiatus Rd Bet. SW 55th St & SW 56th Ct

Day: Tuesday  
Date: 5/16/2023

City: Cooper City  
Project #: FL23\_140259\_011

DAILY TOTALS												Total		
				NB		SB		EB		WB				
				181		98		0		0		279		
AM Period	NB	SB	EB	WB	TOTAL	PMI Period	NB	SB	EB	WB	TOTAL			
00:00	0	0	0	0	0	12:00	2	3	0	0	5			
00:15	2	0	0	0	2	12:15	5	2	0	0	7			
00:30	0	1	0	0	1	12:30	3	1	0	0	4			
00:45	0	2	0	0	3	12:45	4	14	1	7	5	21		
01:00	1	0	0	0	1	13:00	5	3	3	0	8			
01:15	0	0	0	0	0	13:15	3	1	0	0	4			
01:30	0	0	0	0	0	13:30	3	1	0	0	4			
01:45	0	1	0	0	1	13:45	3	14	2	7	5	21		
02:00	0	0	0	0	0	14:00	2	1	1	0	3			
02:15	0	0	0	0	0	14:15	1	1	0	0	2			
02:30	0	0	0	0	0	14:30	1	1	0	0	1			
02:45	1	1	0	0	1	14:45	3	7	1	3	4	10		
03:00	0	0	0	0	0	15:00	5	0	0	0	5			
03:15	0	0	0	0	0	15:15	5	3	0	0	8			
03:30	0	0	0	0	0	15:30	6	1	0	0	7			
03:45	0	0	0	0	0	15:45	4	20	2	6	6	26		
04:00	1	0	0	0	1	16:00	2	3	0	0	5			
04:15	0	0	0	0	0	16:15	3	2	0	0	5			
04:30	0	0	0	0	0	16:30	4	2	0	0	6			
04:45	0	1	0	0	1	16:45	1	10	1	8	2	18		
05:00	1	0	0	0	1	17:00	2	3	0	0	5			
05:15	0	1	0	0	1	17:15	8	6	0	0	14			
05:30	0	0	0	0	0	17:30	5	6	0	0	11			
05:45	1	2	0	0	3	17:45	5	20	1	16	6	36		
06:00	1	0	0	0	1	18:00	8	2	0	0	10			
06:15	0	0	0	0	0	18:15	2	2	0	0	4			
06:30	2	1	0	0	3	18:30	2	3	0	0	5			
06:45	0	3	0	0	4	18:45	6	18	2	9	8	27		
07:00	1	0	0	0	1	19:00	2	1	1	0	3			
07:15	0	3	0	0	3	19:15	7	2	0	0	9			
07:30	1	3	0	0	4	19:30	1	0	0	0	1			
07:45	3	5	0	0	11	19:45	2	12	1	4	3	16		
08:00	3	1	0	0	4	20:00	2	2	0	0	2			
08:15	0	1	0	0	1	20:15	3	2	0	0	5			
08:30	1	2	0	0	3	20:30	1	0	0	0	1			
08:45	1	5	2	0	11	20:45	3	9	0	2	3	11		
09:00	1	1	1	0	2	21:00	1	1	0	0	1			
09:15	0	1	0	0	1	21:15	4	3	0	0	7			
09:30	1	0	0	0	1	21:30	1	0	0	0	1			
09:45	3	5	1	0	8	21:45	0	6	0	3	0	9		
10:00	2	2	0	0	4	22:00	0	0	0	0	0			
10:15	2	0	0	0	2	22:15	0	0	0	0	0			
10:30	3	1	0	0	4	22:30	0	0	0	0	0			
10:45	4	11	2	5	16	22:45	0	0	0	0	0			
11:00	6	3	3	0	9	23:00	0	0	0	0	0			
11:15	2	1	0	0	3	23:15	0	0	0	0	0			
11:30	1	3	0	0	4	23:30	0	0	0	0	0			
11:45	6	15	3	10	25	23:45	0	0	0	0	0			
<b>TOTALS</b>	<b>51</b>	<b>33</b>	<b>33</b>	<b>84</b>	<b>30.1%</b>	<b>TOTALS</b>	<b>130</b>	<b>65</b>	<b>66.7%</b>	<b>33.3%</b>	<b>195</b>			
<b>SPLIT %</b>	<b>60.7%</b>	<b>39.3%</b>										<b>69.9%</b>		
DAILY TOTALS												Total		
				NB		SB		EB		WB				
				181		98		0		0		279		
AM Peak Hour	11:45	11:30	11:00									17:15		
AM Pk Volume	16	11	25									26	16	
PK Hr Factor	0.667	0.917	0.694									0.813	0.667	
7 - 9 Volume	10	12	22									30	24	
7 - 9 Peak Hour	07:15	07:15	07:15									17:00	16:45	
7 - 9 Pk Volume	7	7	14									20	16	
PK Hr Factor	0.583	0.583	0.875									0.625	0.667	



Time	< 15	15 - 19	20 - 24	25 - 29	30 - 34	35 - 39	40 - 44	45 - 49	50 - 54	55 - 59	60 - 64	65 - 69	70 +	Total
00:00 AM	0	0	0	0	0	0	0	0	0	0	0	0	0	0
00:15	0	0	0	0	0	0	0	0	0	0	0	0	0	0
00:30	0	0	0	0	1	0	0	0	0	0	0	0	0	1
00:45	0	0	0	0	0	0	0	0	0	0	0	0	0	0
01:00	0	0	0	0	0	0	0	0	0	0	0	0	0	0
01:15	0	0	0	0	0	0	0	0	0	0	0	0	0	0
01:30	0	0	0	0	0	0	0	0	0	0	0	0	0	0
01:45	0	0	0	0	0	0	0	0	0	0	0	0	0	0
02:00	0	0	0	0	0	0	0	0	0	0	0	0	0	0
02:15	0	0	0	0	0	0	1	0	0	0	0	0	0	1
02:30	0	0	0	0	0	0	0	0	0	0	0	0	0	0
02:45	0	0	0	0	0	0	0	0	0	0	0	0	0	0
03:00	0	0	0	0	0	0	0	0	0	0	0	0	0	0
03:15	0	0	0	0	0	0	0	0	0	0	0	0	0	0
03:30	0	0	0	0	0	0	0	0	0	0	0	0	0	0
03:45	0	0	0	0	0	0	0	0	0	0	0	0	0	0
04:00	0	0	0	0	0	0	0	0	0	0	0	0	0	0
04:15	0	0	0	0	0	0	0	0	0	0	0	0	0	0
04:30	0	0	0	0	0	0	0	0	0	0	0	0	0	0
04:45	0	0	0	0	0	0	0	0	0	0	0	0	0	0
05:00	0	0	0	0	0	0	0	0	0	0	0	0	0	0
05:15	0	0	0	0	0	0	0	0	0	0	0	0	0	0
05:30	0	0	0	0	0	0	0	0	0	0	0	0	0	0
05:45	0	0	0	0	0	0	0	0	0	0	0	0	0	0
06:00	0	1	0	0	0	0	0	0	0	0	0	0	0	1
06:15	0	0	0	0	0	0	0	0	0	0	0	0	0	0
06:30	0	0	0	0	1	0	0	0	0	0	0	0	0	1
06:45	0	1	0	0	0	0	0	0	0	0	0	0	0	1
07:00	0	0	0	0	0	0	0	0	0	0	0	0	0	0
07:15	1	0	0	0	0	1	1	0	0	0	0	0	0	3
07:30	0	0	0	1	0	0	1	0	0	0	0	0	0	2
07:45	0	0	0	0	0	0	0	0	0	0	0	0	0	0
08:00	0	0	0	0	0	1	1	0	0	0	0	0	0	2
08:15	0	0	0	0	1	1	0	0	0	0	0	0	0	2
08:30	0	0	0	0	2	3	1	0	0	0	0	0	0	6
08:45	0	0	0	1	1	1	0	0	0	0	0	0	0	3
09:00	0	0	0	0	0	2	1	1	0	0	0	0	0	4
09:15	0	0	0	0	0	0	0	0	0	0	0	0	0	0
09:30	0	0	0	0	2	0	0	0	0	0	0	0	0	2
09:45	0	0	0	0	1	0	0	0	0	0	0	0	0	1
10:00	0	0	0	0	1	1	2	1	1	0	0	0	0	5
10:15	0	0	0	0	1	2	0	0	0	0	0	0	0	3
10:30	0	0	0	0	1	1	1	1	0	0	0	0	0	4
10:45	0	0	0	0	0	1	1	0	0	0	0	0	0	2
11:00	0	0	0	3	1	1	1	0	0	0	0	0	0	6
11:15	0	0	0	0	0	3	0	0	0	0	0	0	0	3
11:30	0	0	0	0	1	0	0	0	0	0	0	0	0	1
11:45	0	0	0	0	2	3	1	0	0	0	0	0	0	6
12:00 PM	0	0	0	0	3	0	0	1	0	0	0	0	0	4
12:15	0	0	1	0	1	2	0	0	0	0	0	0	0	4
12:30	0	0	0	0	2	1	1	0	0	0	0	0	0	4
12:45	0	0	0	1	0	1	0	1	0	0	0	0	0	3
13:00	0	0	0	0	0	1	5	1	1	0	0	0	0	8
13:15	0	0	0	0	0	1	0	0	0	0	0	0	0	1
13:30	0	0	0	0	0	0	0	2	0	0	0	0	0	2
13:45	0	0	0	0	1	1	0	0	0	0	0	0	0	2
14:00	0	0	0	1	0	1	0	0	0	0	0	0	0	2
14:15	0	0	0	0	0	4	0	1	0	0	0	0	0	5
14:30	0	0	0	3	0	3	2	0	0	0	0	0	0	8
14:45	0	0	0	1	1	1	1	0	0	0	0	0	0	4
15:00	0	0	0	0	1	1	0	2	0	0	0	0	0	4
15:15	0	0	0	0	1	1	0	0	0	0	0	0	0	2
15:30	0	0	0	0	0	3	1	0	0	0	0	0	0	4
15:45	1	0	0	0	3	1	1	0	0	0	0	0	0	6
16:00	0	0	0	0	1	1	0	0	0	0	0	0	0	2
16:15	0	0	0	0	0	1	1	0	0	0	0	0	0	2
16:30	0	0	1	0	0	0	1	0	0	0	0	0	0	2
16:45	0	0	0	0	0	2	0	0	0	0	0	0	0	2
17:00	0	0	0	1	0	1	2	2	0	0	0	0	0	6
17:15	0	0	0	0	0	0	1	1	0	0	0	0	0	2
17:30	0	0	0	1	0	2	2	0	0	0	0	0	0	6
17:45	0	0	0	0	0	3	1	2	0	0	0	0	0	4
18:00	0	0	0	2	1	0	0	1	0	0	0	0	0	4
18:15	0	0	0	1	2	0	0	0	0	0	0	0	0	3
18:30	0	0	0	1	0	0	1	1	1	0	0	0	0	4
18:45	0	0	0	1	1	1	2	0	0	0	0	0	0	5
19:00	0	0	0	0	2	0	0	2	0	0	0	0	0	4
19:15	0	0	0	0	0	0	0	0	0	0	0	0	0	0
19:30	0	0	0	0	0	0	1	0	0	0	0	0	0	1
19:45	0	0	0	0	1	1	0	0	0	0	0	0	0	2
20:00	0	0	0	1	0	1	2	0	0	0	0	0	0	4
20:15	0	0	0	0	0	1	1	0	0	0	0	0	0	2
PM Peak Hour	15:00	2	12:00	14:00	20:30	13:45	12:15	17:00	12:00					16:30
Volume	1	2	1	3	4	3	4	5	2					13
20:45	0	0	0	0	2	0	0	0	0	0	0	0	0	2
21:00	0	0	0	2	0	0	0	0	0	0	0	0	0	2
21:15	0	0	0	0	1	1	1	0	0	0	0	0	0	3
21:30	0	0	1	0	1	0	1	0	0	0	0	0	0	3
21:45	0	0	0	0	0	0	1	0	0	0	0	0	0	1
22:00	0	0	0	1	1	0	0	0	0	0	0	0	0	2
22:15	0	0	0	0	0	0	0	0	0	0	0	0	0	0
22:30	0	0	0	0	0	0	1	0	0	0	0	0	0	1
22:45	0	0	0	0	1	0	0	0	0	0	0	0	0	1
23:00	0	0	0	0	0	0	0	0	0	0	0	0	0	0
23:15	0	0	0	0	0	0	0	0	0	0	0	0	0	0
23:30	0	0	0	0	0	0	0	0	0	0	0	0	0	0
23:45	0	0	0	0	0	0	0	0	0	0	0	0	0	0
Totals	2	2	4	13	31	58	50	21	4					196
% of Totals	1%	1%	2%	10%	18%	30%	26%	11%	2%					100%

Directional Peak Periods	AM 7-9	NOON 12-2	PM 4-6	Off Peak Volumes
All Classes	Volume 18	Volume 28	Volume 26	Volume 124
	% 9%	% 14%	% 13%	% 63%

Street Name	Direction	Percentiles					
		15th	50th	Average	85th	95th	ADT
Hiatus Rd	North Bound	30	38	38	45	49	196
Hiatus Rd	South Bound	27	35	35	44	47	91

Hiatus Rd Bet. SW 55th St & SW 56th Ct

Day: Wednesday  
Date: 5/17/2023

City: Cooper City  
Project #: FL23\_140259\_011s

Time	< 15	15 - 19	20 - 24	25 - 29	30 - 34	35 - 39	40 - 44	45 - 49	50 - 54	55 - 59	60 - 64	65 - 69	70 +	Total
00:00 AM	0	0	0	0	0	0	0	0	0	0	0	0	0	0
00:15	0	0	0	0	0	0	0	0	0	0	0	0	0	0
00:30	0	0	0	0	0	0	0	0	0	0	0	0	0	0
00:45	0	0	0	0	0	0	0	0	0	0	0	0	0	0
01:00	0	0	0	0	0	0	0	0	0	0	0	0	0	0
01:15	0	0	0	0	0	0	0	0	0	0	0	0	0	0
01:30	0	0	0	0	0	0	0	0	0	0	0	0	0	0
01:45	0	0	0	0	0	0	0	0	0	0	0	0	0	0
02:00	0	0	0	0	0	0	0	0	0	0	0	0	0	0
02:15	0	0	0	0	0	0	0	0	0	0	0	0	0	0
02:30	0	0	0	0	0	0	0	0	0	0	0	0	0	0
02:45	0	0	0	0	0	0	0	0	0	0	0	0	0	0
03:00	0	0	0	0	0	0	0	0	0	0	0	0	0	0
03:15	0	0	0	0	0	1	0	0	0	0	0	0	0	1
03:30	0	0	0	0	0	0	0	0	0	0	0	0	0	0
03:45	0	0	0	0	0	0	0	0	0	0	0	0	0	0
04:00	0	0	0	0	0	0	0	0	0	0	0	0	0	0
04:15	0	0	0	0	0	0	0	0	0	0	0	0	0	0
04:30	0	0	0	0	0	0	0	0	0	0	0	0	0	0
04:45	0	0	0	0	0	0	0	0	0	0	0	0	0	0
05:00	0	0	0	0	0	0	0	0	0	0	0	0	0	0
05:15	0	0	0	0	0	0	0	0	0	0	0	0	0	0
05:30	0	0	0	0	0	0	0	0	0	0	0	0	0	0
05:45	0	0	0	0	0	0	0	0	0	0	0	0	0	0
06:00	0	0	0	0	0	0	0	0	0	0	0	0	0	0
06:15	0	0	0	0	0	0	0	0	0	0	0	0	0	0
06:30	0	0	0	0	0	0	0	0	0	0	0	0	0	0
06:45	0	0	0	0	0	0	0	0	0	0	0	0	0	0
07:00	0	0	0	0	1	1	0	0	0	0	0	0	0	2
07:15	1	0	0	0	1	1	0	1	0	0	0	0	0	3
07:30	0	0	0	1	1	1	1	0	0	0	0	0	0	4
07:45	0	0	0	0	1	0	0	0	0	0	0	0	0	1
08:00	0	0	0	0	0	0	1	0	0	0	0	0	0	1
08:15	0	0	0	1	0	0	0	0	0	0	0	0	0	1
08:30	0	0	0	0	1	1	1	1	0	0	0	0	0	4
08:45	1	0	0	0	0	0	0	0	0	0	0	0	0	1
09:00	0	0	0	0	0	0	1	1	0	0	0	0	0	2
09:15	0	0	0	0	0	0	0	1	0	0	0	0	0	1
09:30	0	0	0	0	0	0	0	0	0	0	0	0	0	0
09:45	0	0	0	0	1	0	0	0	0	0	0	0	0	1
10:00	0	0	0	0	0	0	0	0	0	0	0	0	0	0
10:15	0	0	0	0	2	0	2	0	0	0	0	0	0	4
10:30	0	0	0	0	2	0	1	0	0	0	0	0	0	3
10:45	0	0	0	0	0	0	1	0	0	0	0	0	0	1
11:00	0	0	0	0	1	0	0	0	0	0	0	0	0	1
11:15	0	0	0	1	2	1	1	0	0	0	0	0	0	5
11:30	0	0	0	0	0	0	0	0	0	0	0	0	0	0
11:45	0	1	0	0	1	0	0	1	0	0	0	0	0	3
12:00 PM	0	0	0	0	0	0	2	1	0	0	0	0	0	3
12:15	0	0	0	1	0	0	0	0	0	0	0	0	0	1
12:30	0	0	0	0	0	1	1	0	0	0	0	0	0	2
12:45	0	0	0	0	0	0	0	0	0	0	0	0	0	0
13:00	0	0	0	0	0	0	0	1	0	0	0	0	0	1
13:15	0	0	0	0	0	0	0	0	0	0	0	0	0	0
13:30	0	0	0	0	0	0	0	0	0	0	0	0	0	0
13:45	0	0	0	0	0	1	0	0	0	0	0	0	0	1
14:00	0	0	0	0	1	0	0	0	0	0	0	0	0	1
14:15	0	0	0	0	1	0	2	0	0	0	0	0	0	3
14:30	0	0	0	0	0	0	2	0	0	0	0	0	0	2
14:45	0	2	0	0	0	0	0	0	0	0	0	0	0	2
15:00	0	0	0	0	0	0	0	0	0	0	0	0	0	0
15:15	0	0	0	0	0	0	0	0	0	0	0	0	0	0
15:30	0	0	0	0	0	1	0	0	0	0	0	0	0	1
15:45	0	0	0	1	0	0	0	0	0	0	0	0	0	1
16:00	0	0	0	2	1	0	0	0	0	0	0	0	0	3
16:15	0	1	0	0	2	1	1	0	0	0	0	0	0	5
16:30	0	0	0	0	0	0	1	0	0	0	0	0	0	1
16:45	0	0	0	1	1	0	0	0	0	0	0	0	0	2
17:00	0	0	0	0	0	2	0	0	0	0	0	0	0	2
17:15	0	0	0	0	0	0	0	0	0	0	0	0	0	0
17:30	0	0	0	1	1	0	0	0	0	0	0	0	0	2
17:45	1	0	0	0	0	0	0	0	0	0	0	0	0	1
18:00	0	0	0	0	0	0	0	0	0	0	0	0	0	0
18:15	0	0	0	1	0	0	0	0	0	0	0	0	0	1
18:30	0	0	0	0	3	0	0	0	0	0	0	0	0	3
18:45	0	0	0	1	0	0	0	0	0	0	0	0	0	1
19:00	0	0	0	0	0	0	0	0	0	0	0	0	0	0
19:15	0	0	0	0	0	0	0	0	0	0	0	0	0	0
19:30	0	0	0	0	1	2	0	0	0	0	0	0	0	3
19:45	0	0	0	1	0	0	0	0	0	0	0	0	0	1
20:00	0	0	0	0	0	1	0	0	0	0	0	0	0	1
20:15	0	0	0	0	1	0	0	0	0	0	0	0	0	1
20:30	0	2	0	1	0	1	0	0	0	0	0	0	0	4
20:45	0	0	0	0	0	0	1	0	0	0	0	0	0	1
21:00	0	0	0	0	0	0	0	0	0	0	0	0	0	0
21:15	0	0	0	0	0	0	0	0	0	0	0	0	0	0
21:30	0	0	0	0	0	0	0	0	0	0	0	0	0	0
21:45	0	0	0	0	0	0	0	1	1	0	0	0	0	2
22:00	0	0	0	0	0	0	0	0	0	0	0	0	0	0
22:15	0	0	0	0	0	0	0	0	0	0	0	0	0	0
22:30	0	0	0	0	0	0	0	0	0	0	0	0	0	0
22:45	0	0	0	0	0	0	0	0	0	0	0	0	0	0
23:00	0	0	0	0	0	0	0	0	0	0	0	0	0	0
23:15	0	0	0	0	0	0	0	0	0	0	0	0	0	0
23:30	0	0	0	0	0	0	0	0	0	0	0	0	0	0
23:45	0	0	0	0	0	0	0	0	0	0	0	0	0	0
Totals	3	4	2	15	23	16	19	9						91
% of Totals	3%	4%	2%	16%	25%	18%	21%	10%						100%

Directional Peak Periods	AM 7-9			NOON 12-2			PM 4-6			Off Peak Volumes		
All Classes	Volume	%		Volume	%		Volume	%		Volume	%	
	17	19%	← →	8	9%	← →	16	18%	← →	50	55%	← →

Street Name	Direction	Percentiles					
		15th	50th	Average	85th	95th	ADT
Hiatus Rd	North Bound	30	38	38	45	49	196
Hiatus Rd	South Bound	27	35	35	44	47	91

**Summary**

Time	< 15	15 - 19	20 - 24	25 - 29	30 - 34	35 - 39	40 - 44	45 - 49	50 - 54	55 - 59	60 - 64	65 - 69	70 +	Total
00:00 AM	0	0	0	0	0	0	0	0	0	0	0	0	0	0
00:15	0	0	0	0	0	0	0	0	0	0	0	0	0	0
00:30	0	0	0	0	1	0	0	0	0	0	0	0	0	1
00:45	0	0	0	0	0	0	0	0	0	0	0	0	0	0
01:00	0	0	0	0	0	0	0	0	0	0	0	0	0	0
01:15	0	0	0	0	0	0	0	0	0	0	0	0	0	0
01:30	0	0	0	0	0	0	0	0	0	0	0	0	0	0
01:45	0	0	0	0	0	0	0	0	0	0	0	0	0	0
02:00	0	0	0	0	0	0	0	0	0	0	0	0	0	0
02:15	0	0	0	0	0	0	1	0	0	0	0	0	0	1
02:30	0	0	0	0	0	0	0	0	0	0	0	0	0	0
02:45	0	0	0	0	0	0	0	0	0	0	0	0	0	0
03:00	0	0	0	0	0	0	0	0	0	0	0	0	0	0
03:15	0	0	0	0	0	1	0	0	0	0	0	0	0	1
03:30	0	0	0	0	0	0	0	0	0	0	0	0	0	0
03:45	0	0	0	0	0	0	0	0	0	0	0	0	0	0
04:00	0	0	0	0	0	0	0	0	0	0	0	0	0	0
04:15	0	0	0	0	0	0	0	0	0	0	0	0	0	0
04:30	0	0	0	0	0	0	0	0	0	0	0	0	0	0
04:45	0	0	0	0	0	0	0	0	0	0	0	0	0	0
05:00	0	0	0	0	0	0	0	0	0	0	0	0	0	0
05:15	0	0	0	0	0	0	0	0	0	0	0	0	0	0
05:30	0	0	0	0	0	0	0	0	0	0	0	0	0	0
05:45	0	0	0	0	0	0	0	0	0	0	0	0	0	0
06:00	0	1	0	0	0	0	0	0	0	0	0	0	0	1
06:15	0	0	0	0	0	0	0	0	0	0	0	0	0	0
06:30	0	0	0	0	0	0	0	0	0	0	0	0	0	0
06:45	0	1	0	0	0	0	0	0	0	0	0	0	0	1
07:00	0	0	0	0	1	1	0	0	0	0	0	0	0	2
07:15	2	0	0	0	0	2	1	1	0	0	0	0	0	6
07:30	0	0	0	2	1	1	2	0	0	0	0	0	0	6
07:45	0	0	0	0	1	0	0	0	0	0	0	0	0	1
08:00	0	0	0	0	0	1	2	0	0	0	0	0	0	3
08:15	0	0	0	1	1	1	0	0	0	0	0	0	0	3
08:30	0	0	0	0	1	3	4	2	0	0	0	0	0	10
08:45	1	0	0	1	1	1	0	0	0	0	0	0	0	4
09:00	0	0	0	0	0	2	2	2	0	0	0	0	0	6
09:15	0	0	0	0	0	0	0	1	0	0	0	0	0	1
09:30	0	0	1	0	0	2	0	0	0	0	0	0	0	3
09:45	0	0	0	0	2	0	0	0	0	0	0	0	0	2
10:00	0	0	0	0	1	1	2	1	0	0	0	0	0	5
10:15	0	0	0	0	3	2	2	0	0	0	0	0	0	7
10:30	0	0	0	0	3	1	2	1	0	0	0	0	0	7
10:45	0	0	0	0	0	0	1	2	0	0	0	0	0	3
11:00	0	0	0	3	2	1	1	0	0	0	0	0	0	7
11:15	0	0	0	1	2	1	4	0	0	0	0	0	0	8
11:30	0	0	0	0	1	0	0	0	0	0	0	0	0	1
11:45	0	1	0	0	3	3	1	1	0	0	0	0	0	9
12:00 PM	0	0	0	0	3	2	1	1	0	0	0	0	0	7
12:15	0	0	1	1	1	2	0	0	0	0	0	0	0	5
12:30	0	0	0	0	3	2	1	0	0	0	0	0	0	6
12:45	0	0	0	1	0	1	0	0	1	0	0	0	0	3
13:00	0	0	0	0	0	1	5	2	1	0	0	0	0	9
13:15	0	0	0	0	0	1	0	0	0	0	0	0	0	1
13:30	0	0	0	0	0	0	0	2	0	0	0	0	0	2
13:45	0	0	0	0	1	2	0	0	0	0	0	0	0	3
14:00	0	0	0	1	1	1	0	0	0	0	0	0	0	3
14:15	0	0	0	0	1	4	2	1	0	0	0	0	0	8
14:30	0	0	0	3	0	3	4	0	0	0	0	0	0	10
14:45	0	2	0	1	1	1	1	0	0	0	0	0	0	6
15:00	0	0	0	1	1	1	0	0	0	0	0	0	0	4
15:15	0	0	0	0	1	1	0	0	0	0	0	0	0	2
15:30	0	0	0	0	0	1	3	1	0	0	0	0	0	5
15:45	1	0	0	1	3	1	1	0	0	0	0	0	0	7
16:00	0	0	0	2	2	1	0	0	0	0	0	0	0	5
16:15	0	1	0	0	2	2	2	0	0	0	0	0	0	7
16:30	0	0	1	0	0	0	2	0	0	0	0	0	0	3
16:45	0	0	0	1	1	2	0	0	0	0	0	0	0	4
17:00	0	0	0	1	0	3	2	2	0	0	0	0	0	8
17:15	0	0	0	0	0	0	1	1	0	0	0	0	0	2
17:30	0	0	0	1	1	2	2	2	0	0	0	0	0	8
17:45	1	0	0	0	0	1	1	2	0	0	0	0	0	5
18:00	0	0	0	2	1	0	0	1	0	0	0	0	0	4
18:15	0	0	0	1	1	2	0	0	0	0	0	0	0	4
18:30	0	0	0	1	3	0	1	1	0	0	0	0	0	7
18:45	0	0	0	2	1	1	2	0	0	0	0	0	0	6
19:00	0	0	0	0	2	0	0	2	0	0	0	0	0	4
19:15	0	0	0	0	0	0	0	0	0	0	0	0	0	0
19:30	0	0	0	0	1	2	1	0	0	0	0	0	0	4
19:45	0	0	0	1	1	1	0	0	0	0	0	0	0	3
20:00	0	0	0	1	0	2	2	0	0	0	0	0	0	5
20:15	0	0	0	0	1	1	1	0	0	0	0	0	0	3
20:30	0	2	0	1	2	1	0	0	0	0	0	0	0	4
20:45	0	0	0	0	2	0	1	0	0	0	0	0	0	3
21:00	0	0	0	0	2	0	0	0	0	0	0	0	0	2
21:15	0	0	0	0	1	1	1	0	0	0	0	0	0	3
21:30	0	0	1	0	1	0	1	0	0	0	0	0	0	3
21:45	0	0	0	0	0	0	1	1	0	0	0	0	0	2
22:00	0	0	0	0	1	0	0	0	0	0	0	0	0	2
22:15	0	0	0	0	0	0	0	0	0	0	0	0	0	0
22:30	0	0	0	0	0	0	1	0	0	0	0	0	0	1
22:45	0	0	0	0	1	0	0	0	0	0	0	0	0	1
23:00	0	0	0	0	0	0	0	0	0	0	0	0	0	0
23:15	0	0	0	0	0	0	0	0	0	0	0	0	0	0
23:30	0	0	0	0	0	0	0	0	0	0	0	0	0	0
23:45	0	0	0	0	0	0	0	0	0	0	0	0	0	0
<b>Totals</b>	<b>5</b>	<b>6</b>	<b>6</b>	<b>34</b>	<b>58</b>	<b>75</b>	<b>68</b>	<b>30</b>	<b>4</b>					<b>287</b>
<b>% of Totals</b>	<b>2%</b>	<b>2%</b>	<b>2%</b>	<b>12%</b>	<b>20%</b>	<b>26%</b>	<b>24%</b>	<b>10%</b>	<b>1%</b>					<b>100%</b>

Directional Peak Periods	AM 7-9				NOON 12-2				PM 4-6				Off Peak Volumes	
All Classes	Volume	%	Volume	%	Volume	%	Volume	%	Volume	%	Volume	%	Volume	%
	35	12%	36	13%	42	15%	174	61%						

Street Name	Direction	15th	50th	Average	85th	95th	ADT
Hiatus Rd	Summary	29	37	37	44	48	287

# SPEED

## Hiatus Rd Bet. SW 55th St & SW 56th Ct

Day: Wednesday

Date: 5/17/2023

City: Cooper City

Project #: FL23\_140259\_011n

### North Bound

Time	< 15	15 - 19	20 - 24	25 - 29	30 - 34	35 - 39	40 - 44	45 - 49	50 - 54	55 - 59	60 - 64	65 - 69	70 +	Total
00:00 AM	0	0	0	0	1	0	0	0	0	0	0	0	0	1
01:00	0	0	0	0	0	0	0	0	0	0	0	0	0	0
02:00	0	0	0	0	0	0	1	0	0	0	0	0	0	1
03:00	0	0	0	0	0	0	0	0	0	0	0	0	0	0
04:00	0	0	0	0	0	0	0	0	0	0	0	0	0	0
05:00	0	0	0	0	0	0	0	0	0	0	0	0	0	0
06:00	0	2	0	1	0	0	0	0	0	0	0	0	0	3
07:00	1	0	0	1	0	1	2	0	0	0	0	0	0	5
08:00	0	0	0	1	2	5	4	1	0	0	0	0	0	13
09:00	0	0	0	0	1	4	1	1	0	0	0	0	0	7
10:00	0	0	0	0	3	5	4	2	0	0	0	0	0	14
11:00	0	0	0	3	4	4	5	0	0	0	0	0	0	16
12:00 PM	0	0	1	1	1	8	1	1	2	0	0	0	0	15
13:00	0	0	0	0	1	3	5	3	1	0	0	0	0	13
14:00	0	0	0	5	1	9	3	1	0	0	0	0	0	19
15:00	1	0	0	0	5	3	4	3	0	0	0	0	0	16
16:00	0	0	1	0	1	4	2	0	0	0	0	0	0	8
17:00	0	0	1	1	1	4	6	5	0	0	0	0	0	18
18:00	0	0	0	2	4	4	3	2	1	0	0	0	0	16
19:00	0	0	0	2	1	1	1	2	0	0	0	0	0	7
20:00	0	0	0	1	3	3	4	0	0	0	0	0	0	11
21:00	0	0	1	0	4	1	3	0	0	0	0	0	0	9
22:00	0	0	0	1	2	0	1	0	0	0	0	0	0	4
23:00	0	0	0	0	0	0	0	0	0	0	0	0	0	0
<b>Totals</b>	<b>2</b>	<b>2</b>	<b>4</b>	<b>19</b>	<b>35</b>	<b>59</b>	<b>50</b>	<b>21</b>	<b>4</b>					<b>196</b>
<b>% of Totals</b>	1%	1%	2%	10%	18%	30%	26%	11%	2%					100%

<b>AM Volumes</b>	1	2	0	6	11	19	17	4	0	0	0	0	0	60
<b>% AM</b>	1%	1%		3%	6%	10%	9%	2%						31%
<b>AM Peak Hour</b>	07:00	06:00		11:00	11:00	08:00	11:00	10:00						11:00
<b>Volume</b>	1	2		3	4	5	5	2						16
<b>PM Volumes</b>	1	0	4	13	24	40	33	17	4	0	0	0	0	136
<b>% PM</b>	1%		2%	7%	12%	20%	17%	9%	2%					69%
<b>PM Peak Hour</b>	15:00		12:00	14:00	15:00	14:00	17:00	17:00	12:00					14:00
<b>Volume</b>	1		1	5	5	9	6	5	2					19

Directional Peak Periods All Speeds	AM 7-9		NOON 12-2		PM 4-6		Off Peak Volumes	
	Volume	%	Volume	%	Volume	%	Volume	%
	18	↔ 9%	28	↔ 14%	26	↔ 13%	124	↔ 63%

Street Name	Direction	Percentiles					ADT
		15th	50th	Average	85th	95th	
Hiatus Rd	North Bound	30	38	38	45	49	196
Hiatus Rd	South Bound	27	35	35	44	47	91



# SPEED

## Hiatus Rd Bet. SW 55th St & SW 56th Ct

Day: Wednesday

Date: 5/17/2023

City: Cooper City

Project #: FL23\_140259\_011s

### South Bound

Time	< 15	15 - 19	20 - 24	25 - 29	30 - 34	35 - 39	40 - 44	45 - 49	50 - 54	55 - 59	60 - 64	65 - 69	70 +	Total
00:00 AM	0	0	0	0	0	0	0	0	0	0	0	0	0	0
01:00	0	0	0	0	0	0	0	0	0	0	0	0	0	0
02:00	0	0	0	0	0	0	0	0	0	0	0	0	0	0
03:00	0	0	0	0	0	1	0	0	0	0	0	0	0	1
04:00	0	0	0	0	0	0	0	0	0	0	0	0	0	0
05:00	0	0	0	0	0	0	0	1	0	0	0	0	0	1
06:00	0	0	0	0	0	0	0	0	0	0	0	0	0	0
07:00	1	0	0	1	3	3	1	1	0	0	0	0	0	10
08:00	1	0	0	1	1	1	2	1	0	0	0	0	0	7
09:00	0	0	1	0	1	0	1	2	0	0	0	0	0	5
10:00	0	0	0	0	4	0	4	0	0	0	0	0	0	8
11:00	0	1	0	1	4	1	1	1	0	0	0	0	0	9
12:00 PM	0	0	0	1	0	1	3	1	0	0	0	0	0	6
13:00	0	0	0	0	0	1	0	1	0	0	0	0	0	2
14:00	0	2	0	0	2	0	4	0	0	0	0	0	0	8
15:00	0	0	1	2	0	1	0	0	0	0	0	0	0	4
16:00	0	1	0	5	2	1	2	0	0	0	0	0	0	11
17:00	1	0	0	1	1	2	0	0	0	0	0	0	0	5
18:00	0	0	0	2	3	0	0	0	0	0	0	0	0	5
19:00	0	0	0	1	1	2	0	0	0	0	0	0	0	4
20:00	0	0	0	0	1	2	1	0	0	0	0	0	0	4
21:00	0	0	0	0	0	0	0	1	0	0	0	0	0	1
22:00	0	0	0	0	0	0	0	0	0	0	0	0	0	0
23:00	0	0	0	0	0	0	0	0	0	0	0	0	0	0
<b>Totals</b>	<b>3</b>	<b>4</b>	<b>2</b>	<b>15</b>	<b>23</b>	<b>16</b>	<b>19</b>	<b>9</b>						<b>91</b>
<b>% of Totals</b>	<b>3%</b>	<b>4%</b>	<b>2%</b>	<b>16%</b>	<b>25%</b>	<b>18%</b>	<b>21%</b>	<b>10%</b>						<b>100%</b>

<b>AM Volumes</b>	2	1	1	3	13	6	9	6	0	0	0	0	0	41
<b>% AM</b>	2%	1%	1%	3%	14%	7%	10%	7%						45%
<b>AM Peak Hour</b>	07:00	11:00	09:00	07:00	10:00	07:00	10:00	09:00						07:00
<b>Volume</b>	1	1	1	1	4	3	4	2						10
<b>PM Volumes</b>	1	3	1	12	10	10	10	3	0	0	0	0	0	50
<b>% PM</b>	1%	3%	1%	13%	11%	11%	11%	3%						55%
<b>PM Peak Hour</b>	17:00	14:00	15:00	16:00	18:00	17:00	14:00	12:00						16:00
<b>Volume</b>	1	2	1	5	3	2	4	1						11

Directional Peak Periods All Speeds	AM 7-9		NOON 12-2		PM 4-6		Off Peak Volumes	
	Volume	%	Volume	%	Volume	%	Volume	%
	17	19%	8	9%	16	18%	50	55%

Street Name	Direction	Percentiles					ADT
		15th	50th	Average	85th	95th	
Hiatus Rd	North Bound	30	38	38	45	49	196
Hiatus Rd	South Bound	27	35	35	44	47	91

# SPEED

## Hiatus Rd Bet. SW 55th St & SW 56th Ct

Day: Wednesday

Date: 5/17/2023

City: Cooper City

Project #: FL23\_140259\_011

### Summary

Time	< 15	15 - 19	20 - 24	25 - 29	30 - 34	35 - 39	40 - 44	45 - 49	50 - 54	55 - 59	60 - 64	65 - 69	70 +	Total
00:00 AM	0	0	0	0	1	0	0	0	0	0	0	0	0	1
01:00	0	0	0	0	0	0	0	0	0	0	0	0	0	0
02:00	0	0	0	0	0	0	1	0	0	0	0	0	0	1
03:00	0	0	0	0	0	1	0	0	0	0	0	0	0	1
04:00	0	0	0	0	0	0	0	0	0	0	0	0	0	0
05:00	0	0	0	0	0	0	0	1	0	0	0	0	0	1
06:00	0	2	0	1	0	0	0	0	0	0	0	0	0	3
07:00	2	0	0	2	3	4	3	1	0	0	0	0	0	15
08:00	1	0	0	2	3	6	6	2	0	0	0	0	0	20
09:00	0	0	1	0	2	4	2	3	0	0	0	0	0	12
10:00	0	0	0	0	7	5	8	2	0	0	0	0	0	22
11:00	0	1	0	4	8	5	6	1	0	0	0	0	0	25
12:00 PM	0	0	1	2	1	9	4	2	2	0	0	0	0	21
13:00	0	0	0	0	1	4	5	4	1	0	0	0	0	15
14:00	0	2	0	5	3	9	7	1	0	0	0	0	0	27
15:00	1	0	1	2	5	4	4	3	0	0	0	0	0	20
16:00	0	1	1	5	3	5	4	0	0	0	0	0	0	19
17:00	1	0	1	2	2	6	6	5	0	0	0	0	0	23
18:00	0	0	0	4	7	4	3	2	1	0	0	0	0	21
19:00	0	0	0	3	2	3	1	2	0	0	0	0	0	11
20:00	0	0	0	1	4	5	5	0	0	0	0	0	0	15
21:00	0	0	1	0	4	1	3	1	0	0	0	0	0	10
22:00	0	0	0	1	2	0	1	0	0	0	0	0	0	4
23:00	0	0	0	0	0	0	0	0	0	0	0	0	0	0
<b>Totals</b>	<b>5</b>	<b>6</b>	<b>6</b>	<b>34</b>	<b>58</b>	<b>75</b>	<b>69</b>	<b>30</b>	<b>4</b>					<b>287</b>
<b>% of Totals</b>	<b>2%</b>	<b>2%</b>	<b>2%</b>	<b>12%</b>	<b>20%</b>	<b>26%</b>	<b>24%</b>	<b>10%</b>	<b>1%</b>					<b>100%</b>

<b>AM Volumes</b>	3	3	1	9	24	25	26	10	0	0	0	0	0	101
<b>% AM</b>	1%	1%	0%	3%	8%	9%	9%	3%						35%
<b>AM Peak Hour</b>	07:00	06:00	09:00	11:00	11:00	08:00	10:00	09:00						11:00
<b>Volume</b>	2	2	1	4	8	6	8	3						25
<b>PM Volumes</b>	2	3	5	25	34	50	43	20	4	0	0	0	0	186
<b>% PM</b>	1%	1%	2%	9%	12%	17%	15%	7%	1%					65%
<b>PM Peak Hour</b>	15:00	14:00	12:00	14:00	18:00	12:00	14:00	17:00	12:00					14:00
<b>Volume</b>	1	2	1	5	7	9	7	5	2					27

Directional Peak Periods All Speeds	AM 7-9		NOON 12-2		PM 4-6		Off Peak Volumes	
	Volume	%	Volume	%	Volume	%	Volume	%
	35	↔ 12%	36	↔ 13%	42	↔ 15%	174	↔ 61%

Street Name	Direction	Percentiles					
		15th	50th	Average	85th	95th	ADT
Hiatus Rd	Summary	29	37	37	44	48	287

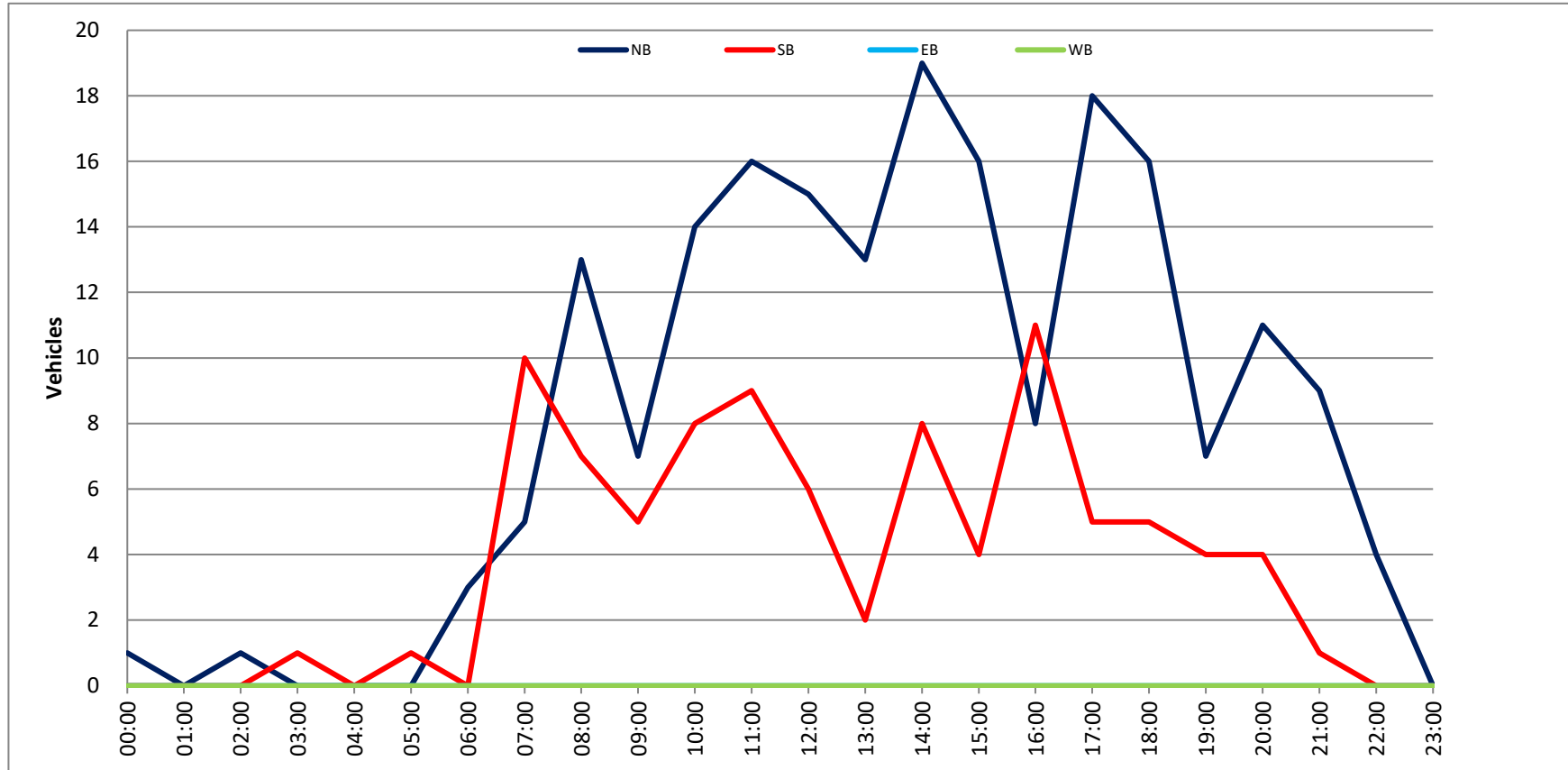
**VOLUME**

Hiatus Rd Bet. SW 55th St & SW 56th Ct

Day: Wednesday  
Date: 5/17/2023

City: Cooper City  
Project #: FL23\_140259\_011

DAILY TOTALS												Total			
				NB		SB		EB				WB		Total	
				196		91		0				0		287	
AM Period	NB	SB	EB	WB	TOTAL	PMI Period	NB	SB	EB	WB	TOTAL				
00:00	0	0	0	0	0	12:00	4	3	0	0	7				
00:15	0	0	0	0	0	12:15	4	1	0	0	5				
00:30	1	0	0	0	1	12:30	4	2	0	0	6				
00:45	0	1	0	0	1	12:45	3	15	0	6	3				
01:00	0	0	0	0	0	13:00	8	1	0	0	9				
01:15	0	0	0	0	0	13:15	1	0	0	0	1				
01:30	0	0	0	0	0	13:30	2	0	0	0	2				
01:45	0	0	0	0	0	13:45	2	13	1	2	3				
02:00	0	0	0	0	0	14:00	2	1	0	0	3				
02:15	1	0	0	0	1	14:15	5	3	0	0	8				
02:30	0	0	0	0	0	14:30	8	2	0	0	10				
02:45	0	1	0	0	1	14:45	4	19	2	8	6				
03:00	0	0	0	0	0	15:00	4	2	2	0	6				
03:15	0	1	0	0	1	15:15	2	0	0	0	2				
03:30	0	0	0	0	0	15:30	4	1	0	0	5				
03:45	0	0	0	1	1	15:45	6	16	1	4	7				
04:00	0	0	0	0	0	16:00	2	3	0	0	5				
04:15	0	0	0	0	0	16:15	2	5	0	0	7				
04:30	0	0	0	0	0	16:30	2	1	0	0	3				
04:45	0	0	0	0	0	16:45	2	8	2	11	4				
05:00	0	1	0	0	1	17:00	6	2	2	0	8				
05:15	0	0	0	0	0	17:15	2	0	0	0	2				
05:30	0	0	0	0	0	17:30	6	2	2	0	8				
05:45	0	0	1	0	1	17:45	4	18	1	5	5				
06:00	1	0	0	0	1	18:00	4	0	0	0	4				
06:15	0	0	0	0	0	18:15	3	1	0	0	4				
06:30	1	0	0	0	1	18:30	4	3	0	0	7				
06:45	1	3	0	0	3	18:45	5	16	1	5	6				
07:00	0	2	2	0	2	19:00	4	0	0	0	4				
07:15	2	3	0	0	6	19:15	0	0	0	0	0				
07:30	2	4	0	0	6	19:30	1	3	0	0	4				
07:45	0	5	1	10	15	19:45	2	7	1	4	3				
08:00	2	1	0	0	3	20:00	4	1	0	0	5				
08:15	2	1	0	0	3	20:15	2	1	0	0	3				
08:30	6	4	0	0	10	20:30	3	1	0	0	4				
08:45	3	13	1	7	20	20:45	2	11	1	4	3				
09:00	4	2	2	0	6	21:00	2	0	0	0	2				
09:15	0	1	0	0	1	21:15	3	0	0	0	3				
09:30	2	1	0	0	3	21:30	3	0	0	0	3				
09:45	1	7	1	5	12	21:45	1	9	1	1	2				
10:00	5	0	0	0	5	22:00	2	0	0	0	2				
10:15	3	4	0	0	7	22:15	0	0	0	0	0				
10:30	4	3	0	0	7	22:30	1	1	0	0	1				
10:45	2	14	1	8	22	22:45	1	4	0	0	1				
11:00	6	1	0	0	7	23:00	0	0	0	0	0				
11:15	3	5	0	0	8	23:15	0	0	0	0	0				
11:30	1	0	0	0	1	23:30	0	0	0	0	0				
11:45	6	16	3	9	25	23:45	0	0	0	0	0				
<b>TOTALS</b>	<b>60</b>	<b>41</b>	<b>40.6%</b>	<b>41</b>	<b>101</b>	<b>TOTALS</b>	<b>136</b>	<b>50</b>	<b>73.1%</b>	<b>26.9%</b>	<b>186</b>				
<b>SPLIT %</b>	<b>59.4%</b>	<b>40.6%</b>			<b>35.2%</b>	<b>SPLIT %</b>	<b>73.1%</b>	<b>26.9%</b>			<b>64.8%</b>				
DAILY TOTALS												Total			
				NB		SB		EB				WB		Total	
				196		91		0				0		287	
AM Peak Hour	11:45	11:15	11:45	11:45	11:45	PM Peak Hour	14:15	16:00	14:15	16:00	14:15				
AM Pk Volume	18	11	18	27	27	PM Pk Volume	21	11	21	11	30				
Pk Hr Factor	0.750	0.550	0.750	0.750	0.750	Pk Hr Factor	0.656	0.550	0.656	0.550	0.750				
7 - 9 Volume	18	17	0	0	35	4 - 6 Volume	26	16	16	0	42				
7 - 9 Peak Hour	08:00	07:00	0	0	08:00	4 - 6 Peak Hour	17:00	16:00	17:00	16:00	17:00				
7 - 9 Pk Volume	13	10	0	0	20	4 - 6 Pk Volume	18	11	18	11	23				
Pk Hr Factor	0.542	0.625	0.000	0.000	0.500	Pk Hr Factor	0.750	0.550	0.750	0.550	0.719				



**SPEED**

Day: Thursday  
Date: 5/18/2023

City: Cooper City  
Project #: FL23\_140259\_011n

North Bound														
Time	< 15	15 - 19	20 - 24	25 - 29	30 - 34	35 - 39	40 - 44	45 - 49	50 - 54	55 - 59	60 - 64	65 - 69	70 +	Total
00:00 AM	0	0	0	0	0	0	0	0	0	0	0	0	0	0
00:15	0	0	0	0	0	0	0	0	0	0	0	0	0	0
00:30	0	0	0	0	0	0	1	0	0	0	0	0	0	1
00:45	0	0	0	0	0	0	1	0	0	0	0	0	0	1
01:00	0	0	0	0	0	0	0	1	0	0	0	0	0	1
01:15	0	0	0	0	0	0	1	0	0	0	0	0	0	1
01:30	0	0	0	0	0	0	0	0	0	0	0	0	0	0
01:45	0	0	0	0	0	0	0	0	0	0	0	0	0	0
02:00	0	0	0	0	0	0	0	0	0	0	0	0	0	0
02:15	0	0	0	0	0	0	1	0	0	0	0	0	0	1
02:30	0	0	0	0	0	0	0	0	0	0	0	0	0	0
02:45	0	0	0	0	0	0	0	0	0	0	0	0	0	0
03:00	0	0	0	0	0	0	0	0	0	0	0	0	0	0
03:15	0	0	0	0	0	0	0	0	0	0	0	0	0	0
03:30	0	0	0	0	0	0	0	0	0	0	0	0	0	0
03:45	0	0	0	0	0	0	0	0	0	0	0	0	0	0
04:00	0	0	0	0	0	0	0	0	0	0	0	0	0	0
04:15	0	0	0	0	0	0	0	0	0	0	0	0	0	0
04:30	0	0	0	0	0	0	0	0	0	0	0	0	0	0
04:45	0	0	0	0	0	0	0	0	0	0	0	0	0	0
05:00	0	0	0	0	0	0	0	0	0	0	0	0	0	0
05:15	0	0	0	0	0	0	0	0	0	0	0	0	0	0
05:30	0	0	0	0	0	0	0	0	0	0	0	0	0	0
05:45	0	0	0	0	0	0	0	0	0	0	0	0	0	0
06:00	0	0	0	0	0	0	0	0	0	0	0	0	0	0
06:15	0	0	0	0	0	0	0	0	0	0	0	0	0	0
06:30	0	0	0	0	0	0	0	0	0	0	0	0	0	0
06:45	0	0	0	0	0	0	1	1	0	0	0	0	0	2
07:00	0	0	0	0	0	0	0	1	1	0	0	0	0	2
07:15	0	0	0	0	2	1	0	0	0	0	0	0	0	3
07:30	0	0	0	0	0	1	0	0	0	0	0	0	0	1
07:45	0	0	0	0	0	0	0	0	0	0	0	0	0	0
08:00	0	0	0	0	0	1	1	1	0	0	0	0	0	2
08:15	0	0	0	0	0	0	2	2	0	0	0	0	0	2
08:30	0	0	0	0	2	0	2	0	0	0	0	0	0	4
08:45	0	0	0	0	0	0	0	0	0	0	0	0	0	0
09:00	0	0	0	0	0	2	1	0	0	0	0	0	0	3
09:15	0	0	0	0	1	1	1	0	0	0	0	0	0	3
09:30	0	0	0	0	1	0	0	0	0	0	0	0	0	1
09:45	0	0	0	0	1	1	0	0	0	0	0	0	0	2
10:00	0	0	0	0	1	2	0	0	0	0	0	0	0	3
10:15	1	0	0	0	1	1	0	0	0	0	0	0	0	3
10:30	0	0	0	0	1	1	0	0	0	0	0	0	0	2
10:45	0	0	0	0	2	0	1	1	0	0	0	0	0	5
11:00	0	0	0	0	0	0	1	0	0	0	0	0	0	1
11:15	0	0	0	0	1	1	1	0	0	0	0	0	0	3
11:30	0	0	0	0	0	0	0	2	0	0	0	0	0	2
11:45	0	0	0	0	1	0	1	0	0	0	0	0	0	2
12:00 PM	0	0	0	0	2	1	2	1	0	0	0	0	0	6
12:15	0	0	0	2	0	0	2	0	0	0	0	0	0	4
12:30	0	0	0	1	0	3	2	0	0	0	0	0	0	6
12:45	0	0	0	0	0	2	2	0	1	0	0	0	0	5
13:00	0	0	0	0	1	2	2	0	0	0	0	0	0	5
13:15	0	0	0	0	1	2	1	1	0	0	0	0	0	5
13:30	0	0	0	0	2	0	0	1	2	0	0	0	0	5
13:45	0	0	0	0	0	1	0	0	0	0	0	0	0	1
14:00	0	0	0	0	1	0	4	1	0	0	0	0	0	6
14:15	0	0	0	0	2	3	1	0	1	0	0	0	0	7
14:30	0	0	0	0	1	0	0	0	0	0	0	0	0	2
14:45	0	0	0	0	0	0	3	2	0	0	0	0	0	5
15:00	0	0	0	0	0	2	1	1	0	0	0	0	0	5
15:15	0	0	0	0	0	3	2	1	1	1	0	0	0	8
15:30	0	0	0	0	0	2	1	2	0	0	0	0	0	5
15:45	0	0	0	0	2	2	1	1	0	0	0	0	0	6
16:00	0	0	0	1	1	1	2	0	0	0	0	0	0	5
16:15	0	0	0	0	0	0	0	0	0	0	0	0	0	0
16:30	0	1	0	0	0	2	1	0	1	0	0	0	0	5
16:45	0	0	1	0	0	0	0	0	0	0	0	0	0	1
17:00	0	0	0	0	0	1	2	0	0	0	0	0	0	3
17:15	0	0	0	1	0	1	2	1	0	0	0	0	0	5
17:30	0	0	0	0	1	2	2	1	0	0	0	0	0	6
17:45	0	0	0	0	0	0	4	2	2	0	0	0	0	8
18:00	0	0	0	0	0	4	0	0	1	0	0	0	0	5
18:15	0	0	0	0	1	2	1	0	0	0	0	0	0	4
18:30	0	0	0	0	0	2	2	1	1	0	0	0	0	6
18:45	0	0	0	0	1	1	0	0	1	0	0	0	0	3
19:00	0	0	0	0	0	0	2	1	0	0	0	0	0	3
19:15	0	0	0	0	1	1	0	1	0	0	0	0	0	4
19:30	0	0	0	0	1	0	0	0	0	0	0	0	0	1
19:45	0	0	0	1	0	0	1	0	0	0	0	0	0	3
20:00	0	0	0	0	1	0	1	0	0	0	0	0	0	2
20:15	0	0	0	0	2	0	1	0	0	0	0	0	0	3
20:30	0	0	0	0	1	0	1	0	0	0	0	0	0	2
20:45	0	0	0	0	0	1	1	0	0	0	0	0	0	2
21:00	0	0	0	0	0	0	0	0	0	0	0	0	0	0
21:15	0	0	0	0	1	1	0	0	0	0	0	0	0	2
21:30	0	0	0	0	0	0	2	0	0	0	0	0	0	2
21:45	0	0	0	0	0	0	0	2	2	0	0	0	0	2
22:00	0	0	0	1	0	0	0	1	0	0	0	0	0	2
22:15	0	0	0	0	0	0	0	0	0	0	0	0	0	0
22:30	0	0	0	0	1	0	0	0	0	0	0	0	0	1
22:45	0	0	0	0	0	0	0	0	0	0	0	0	0	0
23:00	0	0	0	0	0	1	0	0	0	0	0	0	0	1
23:15	0	0	0	0	0	0	0	0	0	0	0	0	0	0
23:30	0	0	0	0	0	0	0	0	0	0	0	0	0	0
23:45	0	0	0	0	0	0	0	0	0	0	0	0	0	0
<b>Totals</b>	<b>1</b>	<b>1</b>	<b>6</b>	<b>11</b>	<b>34</b>	<b>63</b>	<b>64</b>	<b>22</b>	<b>11</b>	<b>1</b>				<b>214</b>
% of Totals	0%	0%	3%	5%	16%	29%	30%	10%	5%	0%				100%

Directional Peak Periods	AM 7-9	NOON 12-2	PM 4-6	Off Peak Volumes
All Classes	Volume	Volume	Volume	Volume
	14	37	33	130
	7%	17%	15%	61%

Street Name	Direction	Percentiles				
		15th	50th	Average	85th	95th
Hiatus Rd	North Bound	32	39	39	45	51
Hiatus Rd	South Bound	27	37	35	45	48
						ADT
						214
						113

South Bound

Table with columns: Time, < 15, 15 - 19, 20 - 24, 25 - 29, 30 - 34, 35 - 39, 40 - 44, 45 - 49, 50 - 54, 55 - 59, 60 - 64, 65 - 69, 70 +, Total. Rows represent 15-minute intervals from 00:00 AM to 23:45.

Summary table with columns: AM Volumes, PM Volumes, Directional Peak Periods (AM 7-9, NOON 12-2, PM 4-6, Off Peak Volumes). Includes volume and percentage data.

Table with columns: Street Name, Direction, 15th, 50th, Average, 85th, 95th, ADT. Rows for Hiatus Rd North Bound and South Bound.

**Summary**

Time	< 15	15 - 19	20 - 24	25 - 29	30 - 34	35 - 39	40 - 44	45 - 49	50 - 54	55 - 59	60 - 64	65 - 69	70 +	Total
00:00 AM	0	0	0	0	0	0	0	0	0	0	0	0	0	0
00:15	0	0	1	0	0	0	0	0	0	0	0	0	0	1
00:30	0	0	0	0	0	1	0	0	0	0	0	0	0	1
00:45	0	0	0	0	0	0	1	0	0	0	0	0	0	1
01:00	0	0	0	0	0	0	1	0	0	0	0	0	0	1
01:15	0	0	0	0	0	1	0	1	0	0	0	0	0	2
01:30	0	0	0	0	0	0	0	0	0	0	0	0	0	0
01:45	0	0	0	0	0	0	0	0	0	0	0	0	0	0
02:00	0	0	0	0	0	0	0	0	0	0	0	0	0	0
02:15	0	0	0	0	0	1	0	0	0	0	0	0	0	1
02:30	0	0	0	0	0	0	0	0	0	0	0	0	0	0
02:45	0	0	0	0	0	0	0	0	0	0	0	0	0	0
03:00	0	0	0	0	0	0	0	0	0	0	0	0	0	0
03:15	0	0	0	0	0	0	0	0	0	0	0	0	0	0
03:30	0	0	0	0	0	0	0	0	0	0	0	0	0	0
03:45	0	0	0	0	0	0	0	0	0	0	0	0	0	0
04:00	0	0	0	0	0	0	0	0	0	0	0	0	0	0
04:15	0	0	0	0	0	0	0	0	0	0	0	0	0	0
04:30	0	0	0	0	0	0	0	0	0	0	0	0	0	0
04:45	0	0	0	0	0	0	0	0	0	0	0	0	0	0
05:00	0	0	0	0	0	0	0	0	0	0	0	0	0	0
05:15	0	0	0	0	0	0	0	0	0	0	0	0	0	0
05:30	0	0	0	0	0	0	0	0	0	0	0	0	0	0
05:45	0	0	0	0	0	0	0	0	0	0	0	0	0	0
06:00	0	0	0	0	0	0	0	0	0	0	0	0	0	0
06:15	0	0	0	0	0	0	1	1	0	0	0	0	0	2
06:30	0	0	0	0	0	0	0	0	0	0	0	0	0	0
06:45	0	0	0	0	0	1	1	0	0	0	0	0	0	2
07:00	0	0	0	0	0	0	1	2	0	0	0	0	0	3
07:15	0	0	0	0	3	1	1	1	0	0	0	0	0	6
07:30	0	0	0	0	0	1	0	0	0	0	0	0	0	1
07:45	0	0	0	0	0	0	0	0	0	0	0	0	0	0
08:00	0	0	0	0	1	2	2	0	0	0	0	0	0	5
08:15	0	0	0	0	0	0	3	0	0	0	0	0	0	3
08:30	0	0	0	1	4	2	2	0	0	0	0	0	0	9
08:45	0	0	0	1	0	0	0	0	0	0	0	0	0	1
09:00	1	0	0	0	0	2	2	0	0	0	0	0	0	5
09:15	0	0	0	0	1	2	1	0	0	0	0	0	0	4
09:30	0	0	0	0	1	0	1	0	0	0	0	0	0	2
09:45	0	0	0	0	1	1	3	0	0	0	0	0	0	5
10:00	0	0	0	0	1	2	2	0	0	0	0	0	0	3
10:15	1	0	0	0	2	1	1	0	0	0	0	0	0	5
10:30	0	0	0	0	1	2	0	0	0	0	0	0	0	3
10:45	0	0	0	0	4	2	1	1	0	0	0	0	0	8
11:00	0	0	0	0	0	1	2	0	0	0	0	0	0	3
11:15	0	0	0	0	1	2	1	1	0	0	0	0	0	5
11:30	0	0	0	0	0	1	1	3	0	0	0	0	0	5
11:45	0	0	0	3	2	0	1	0	0	0	0	0	0	6
12:00 PM	0	0	0	3	2	1	2	0	0	0	0	0	0	7
12:15	0	0	0	2	0	1	2	1	0	0	0	0	0	6
12:30	0	0	0	0	1	0	3	3	0	0	0	0	0	7
12:45	0	0	0	0	0	3	2	1	1	0	0	0	0	7
13:00	0	0	0	1	1	2	2	0	0	0	0	0	0	6
13:15	0	0	0	0	1	3	2	1	0	0	0	0	0	7
13:30	0	0	0	0	2	0	2	0	0	0	0	0	0	6
13:45	0	0	0	0	0	1	0	0	0	0	0	0	0	1
14:00	0	0	0	1	1	0	4	1	0	0	0	0	0	7
14:15	0	0	0	1	2	3	2	0	1	0	0	0	0	9
14:30	0	0	0	0	2	0	1	0	0	0	0	0	0	3
14:45	0	0	0	0	0	1	4	3	0	0	0	0	0	8
15:00	0	1	0	1	1	3	2	1	0	0	0	0	0	11
15:15	0	0	0	0	0	3	3	3	1	1	0	0	0	11
15:30	0	0	0	1	0	4	1	2	0	0	0	0	0	8
15:45	0	0	0	1	2	3	1	1	0	0	0	0	0	8
16:00	0	0	1	2	1	1	4	0	0	0	0	0	0	9
16:15	0	0	0	0	0	0	0	0	0	0	0	0	0	0
16:30	0	1	0	0	0	2	1	0	1	0	0	0	0	5
16:45	0	0	2	0	0	1	0	0	0	0	0	0	0	3
17:00	0	0	0	0	0	1	2	0	0	0	0	0	0	3
17:15	0	0	1	0	1	2	3	0	0	0	0	0	0	7
17:30	0	0	0	1	1	3	2	0	0	0	0	0	0	10
17:45	0	0	0	0	1	0	6	4	2	0	0	0	0	14
18:00	0	0	0	0	1	5	0	0	1	0	0	0	0	7
18:15	0	0	0	0	1	3	1	0	0	0	0	0	0	5
18:30	0	0	0	1	0	2	2	1	1	0	0	0	0	7
18:45	0	0	1	0	1	1	0	0	1	0	0	0	0	4
19:00	2	0	0	1	0	2	1	0	0	0	0	0	0	6
19:15	1	0	0	2	2	1	0	1	0	0	0	0	0	7
19:30	0	0	0	0	2	0	0	0	0	0	0	0	0	2
19:45	0	0	1	0	1	1	1	0	0	0	0	0	0	4
20:00	0	0	0	0	1	0	1	0	0	0	0	0	0	2
20:15	0	0	0	3	0	1	0	0	0	0	0	0	0	4
20:30	0	1	0	4	1	2	1	1	0	0	0	0	0	8
20:45	0	0	0	0	0	1	1	0	0	0	0	0	0	2
21:00	0	0	0	0	0	0	1	0	0	0	0	0	0	1
21:15	0	0	0	1	1	0	0	0	0	0	0	0	0	2
21:30	1	0	0	0	1	0	2	0	0	0	0	0	0	4
21:45	0	0	0	0	0	0	0	2	2	0	0	0	0	4
22:00	0	0	1	0	0	0	1	0	0	0	0	0	0	2
22:15	0	0	0	0	0	0	0	0	0	0	0	0	0	0
22:30	0	0	0	0	1	0	0	0	0	0	0	0	0	1
22:45	0	0	0	0	0	0	0	0	0	0	0	0	0	0
23:00	0	0	0	0	0	1	0	0	0	0	0	0	0	1
23:15	0	0	0	0	0	0	0	0	0	0	0	0	0	0
23:30	0	0	0	0	0	0	0	0	0	0	0	0	0	0
23:45	0	0	0	0	1	0	0	0	0	0	0	0	0	1
<b>Totals</b>	<b>6</b>	<b>2</b>	<b>11</b>	<b>23</b>	<b>54</b>	<b>66</b>	<b>83</b>	<b>38</b>	<b>11</b>	<b>1</b>				<b>327</b>
<b>% of Totals</b>	<b>2%</b>	<b>1%</b>	<b>3%</b>	<b>9%</b>	<b>17%</b>	<b>26%</b>	<b>27%</b>	<b>12%</b>	<b>3%</b>	<b>0%</b>				<b>100%</b>

Directional Peak Periods	AM 7-9		NOON 12-2		PM 4-6		Off Peak Volumes	
All Classes	Volume	%	Volume	%	Volume	%	Volume	%
	28	9%	48	15%	52	16%	199	61%

Street Name	Direction	Percentiles					
		15th	50th	Average	85th	95th	ADT
Hiatus Rd	Summary	30	39	38	45	49	327

# SPEED

## Hiatus Rd Bet. SW 55th St & SW 56th Ct

Day: Thursday  
Date: 5/18/2023

City: Cooper City  
Project #: FL23\_140259\_011n

### North Bound

Time	< 15	15 - 19	20 - 24	25 - 29	30 - 34	35 - 39	40 - 44	45 - 49	50 - 54	55 - 59	60 - 64	65 - 69	70 +	Total
00:00 AM	0	0	1	0	0	2	0	0	0	0	0	0	0	3
01:00	0	0	0	0	0	1	1	0	0	0	0	0	0	2
02:00	0	0	0	0	0	1	0	0	0	0	0	0	0	1
03:00	0	0	0	0	0	0	0	0	0	0	0	0	0	0
04:00	0	0	0	0	0	0	0	0	0	0	0	0	0	0
05:00	0	0	0	0	0	0	0	0	0	0	0	0	0	0
06:00	0	0	0	0	0	1	1	0	0	0	0	0	0	2
07:00	0	0	0	0	2	2	1	1	0	0	0	0	0	6
08:00	0	0	0	0	2	1	5	0	0	0	0	0	0	8
09:00	0	0	0	1	2	4	2	0	0	0	0	0	0	9
10:00	1	0	0	0	4	3	4	1	0	0	0	0	0	13
11:00	0	0	0	0	2	1	3	2	0	0	0	0	0	8
12:00 PM	0	0	0	4	2	4	8	2	1	0	0	0	0	21
13:00	0	0	0	0	2	7	3	2	2	0	0	0	0	16
14:00	0	0	0	0	4	3	9	3	1	0	0	0	0	20
15:00	0	0	1	0	2	9	5	5	1	1	0	0	0	24
16:00	0	1	1	1	1	3	3	0	1	0	0	0	0	11
17:00	0	0	1	1	3	5	8	2	2	0	0	0	0	22
18:00	0	0	0	0	2	9	3	1	3	0	0	0	0	18
19:00	0	0	1	1	2	4	2	1	0	0	0	0	0	11
20:00	0	0	0	2	2	2	3	0	0	0	0	0	0	9
21:00	0	0	0	1	1	0	2	2	0	0	0	0	0	6
22:00	0	0	1	0	1	0	1	0	0	0	0	0	0	3
23:00	0	0	0	0	0	1	0	0	0	0	0	0	0	1
<b>Totals</b>	<b>1</b>	<b>1</b>	<b>6</b>	<b>11</b>	<b>34</b>	<b>63</b>	<b>64</b>	<b>22</b>	<b>11</b>	<b>1</b>				<b>214</b>
<b>% of Totals</b>	<b>0%</b>	<b>0%</b>	<b>3%</b>	<b>5%</b>	<b>16%</b>	<b>29%</b>	<b>30%</b>	<b>10%</b>	<b>5%</b>	<b>0%</b>				<b>100%</b>

<b>AM Volumes</b>	1	0	1	1	12	16	17	4	0	0	0	0	0	52
<b>% AM</b>	0%		0%	0%	6%	7%	8%	2%						24%
<b>AM Peak Hour</b>	10:00			09:00	10:00	09:00	08:00	11:00						10:00
<b>Volume</b>	1		1	1	4	4	5	2						13
<b>PM Volumes</b>	0	1	5	10	22	47	47	18	11	1	0	0	0	162
<b>% PM</b>		0%	2%	5%	10%	22%	22%	8%	5%	0%				76%
<b>PM Peak Hour</b>		16:00	15:00	12:00	14:00	15:00	14:00	15:00	18:00	15:00				15:00
<b>Volume</b>		1	1	4	4	9	9	5	3	1				24

Directional Peak Periods All Speeds	AM 7-9		NOON 12-2		PM 4-6		Off Peak Volumes	
	Volume	%	Volume	%	Volume	%	Volume	%
	14	↔ 7%	37	↔ 17%	33	↔ 15%	130	↔ 61%

Street Name	Direction	Percentiles					ADT
		15th	50th	Average	85th	95th	
Hiatus Rd	North Bound	32	39	39	45	51	214
Hiatus Rd	South Bound	27	37	35	45	48	113



# SPEED

Hiatus Rd Bet. SW 55th St & SW 56th Ct

Day: Thursday  
Date: 5/18/2023

City: Cooper City  
Project #: FL23\_140259\_011s

## South Bound

Time	< 15	15 - 19	20 - 24	25 - 29	30 - 34	35 - 39	40 - 44	45 - 49	50 - 54	55 - 59	60 - 64	65 - 69	70 +	Total
00:00 AM	0	0	0	0	0	0	0	0	0	0	0	0	0	0
01:00	0	0	0	0	0	0	0	1	0	0	0	0	0	1
02:00	0	0	0	0	0	0	0	0	0	0	0	0	0	0
03:00	0	0	0	0	0	0	0	0	0	0	0	0	0	0
04:00	0	0	0	0	0	0	0	0	0	0	0	0	0	0
05:00	0	0	0	0	0	0	0	1	0	0	0	0	0	1
06:00	0	0	0	0	0	0	1	1	0	0	0	0	0	2
07:00	0	0	0	0	1	0	1	2	0	0	0	0	0	4
08:00	0	0	0	2	3	3	2	0	0	0	0	0	0	10
09:00	1	0	0	0	0	1	5	0	0	0	0	0	0	7
10:00	0	0	0	0	3	3	0	0	0	0	0	0	0	6
11:00	0	0	0	3	1	3	2	2	0	0	0	0	0	11
12:00 PM	0	0	0	1	0	2	1	3	0	0	0	0	0	7
13:00	0	0	0	1	0	1	1	1	0	0	0	0	0	4
14:00	0	0	0	2	1	1	2	1	0	0	0	0	0	7
15:00	0	1	0	3	1	4	2	2	0	0	0	0	0	13
16:00	0	0	2	1	1	1	2	0	0	0	0	0	0	7
17:00	0	0	1	1	2	1	5	2	0	0	0	0	0	12
18:00	0	0	1	1	1	2	0	0	0	0	0	0	0	5
19:00	3	0	1	1	3	0	0	0	0	0	0	0	0	8
20:00	0	0	0	2	1	1	0	0	0	0	0	0	0	4
21:00	1	0	0	0	1	0	1	0	0	0	0	0	0	3
22:00	0	0	0	0	0	0	0	0	0	0	0	0	0	0
23:00	0	0	0	0	1	0	0	0	0	0	0	0	0	1
<b>Totals</b>	<b>5</b>	<b>1</b>	<b>5</b>	<b>18</b>	<b>20</b>	<b>23</b>	<b>25</b>	<b>16</b>						<b>113</b>
<b>% of Totals</b>	4%	1%	4%	16%	18%	20%	22%	14%						100%

<b>AM Volumes</b>	1	0	0	5	8	10	11	7	0	0	0	0	0	42
<b>% AM</b>	1%			4%	7%	9%	10%	6%						37%
<b>AM Peak Hour</b>	09:00			11:00	08:00	08:00	09:00	07:00						11:00
<b>Volume</b>	1			3	3	3	5	2						11
<b>PM Volumes</b>	4	1	5	13	12	13	14	9	0	0	0	0	0	71
<b>% PM</b>	4%	1%	4%	12%	11%	12%	12%	8%						63%
<b>PM Peak Hour</b>	19:00	15:00	16:00	15:00	19:00	15:00	17:00	12:00						15:00
<b>Volume</b>	3	1	2	3	3	4	5	3						13

Directional Peak Periods All Speeds	AM 7-9		NOON 12-2		PM 4-6		Off Peak Volumes	
	Volume	%	Volume	%	Volume	%	Volume	%
	14	↔ 12%	11	↔ 10%	19	↔ 17%	69	↔ 61%

Street Name	Direction	Percentiles					ADT
		15th	50th	Average	85th	95th	
Hiatus Rd	North Bound	32	39	39	45	51	214
Hiatus Rd	South Bound	27	37	35	45	48	113

# SPEED

## Hiatus Rd Bet. SW 55th St & SW 56th Ct

Day: Thursday  
Date: 5/18/2023

City: Cooper City  
Project #: FL23\_140259\_011

### Summary

Time	< 15	15 - 19	20 - 24	25 - 29	30 - 34	35 - 39	40 - 44	45 - 49	50 - 54	55 - 59	60 - 64	65 - 69	70 +	Total
00:00 AM	0	0	1	0	0	2	0	0	0	0	0	0	0	3
01:00	0	0	0	0	0	1	1	1	0	0	0	0	0	3
02:00	0	0	0	0	0	1	0	0	0	0	0	0	0	1
03:00	0	0	0	0	0	0	0	0	0	0	0	0	0	0
04:00	0	0	0	0	0	0	0	0	0	0	0	0	0	0
05:00	0	0	0	0	0	0	0	1	0	0	0	0	0	1
06:00	0	0	0	0	0	1	2	1	0	0	0	0	0	4
07:00	0	0	0	0	3	2	2	3	0	0	0	0	0	10
08:00	0	0	0	2	5	4	7	0	0	0	0	0	0	18
09:00	1	0	0	1	2	5	7	0	0	0	0	0	0	16
10:00	1	0	0	0	7	6	4	1	0	0	0	0	0	19
11:00	0	0	0	3	3	4	5	4	0	0	0	0	0	19
12:00 PM	0	0	0	5	2	6	9	5	1	0	0	0	0	28
13:00	0	0	0	1	2	8	4	3	2	0	0	0	0	20
14:00	0	0	0	2	5	4	11	4	1	0	0	0	0	27
15:00	0	1	1	3	3	13	7	7	1	1	0	0	0	37
16:00	0	1	3	2	2	4	5	0	1	0	0	0	0	18
17:00	0	0	2	2	5	6	13	4	2	0	0	0	0	34
18:00	0	0	1	1	3	11	3	1	3	0	0	0	0	23
19:00	3	0	2	2	5	4	2	1	0	0	0	0	0	19
20:00	0	0	0	4	3	3	3	0	0	0	0	0	0	13
21:00	1	0	0	1	2	0	3	2	0	0	0	0	0	9
22:00	0	0	1	0	1	0	1	0	0	0	0	0	0	3
23:00	0	0	0	0	1	1	0	0	0	0	0	0	0	2
<b>Totals</b>	<b>6</b>	<b>2</b>	<b>11</b>	<b>29</b>	<b>54</b>	<b>86</b>	<b>89</b>	<b>38</b>	<b>11</b>	<b>1</b>				<b>327</b>
<b>% of Totals</b>	<b>2%</b>	<b>1%</b>	<b>3%</b>	<b>9%</b>	<b>17%</b>	<b>26%</b>	<b>27%</b>	<b>12%</b>	<b>3%</b>	<b>0%</b>				<b>100%</b>

<b>AM Volumes</b>	2	0	1	6	20	26	28	11	0	0	0	0	0	94
<b>% AM</b>	1%		0%	2%	6%	8%	9%	3%						29%
<b>AM Peak Hour</b>	09:00			11:00	10:00	10:00	08:00	11:00						10:00
<b>Volume</b>	1		1	3	7	6	7	4						19
<b>PM Volumes</b>	4	2	10	23	34	60	61	27	11	1	0	0	0	233
<b>% PM</b>	1%	1%	3%	7%	10%	18%	19%	8%	3%	0%				71%
<b>PM Peak Hour</b>	19:00	15:00	16:00	12:00	14:00	15:00	17:00	15:00	18:00	15:00				15:00
<b>Volume</b>	3	1	3	5	5	13	13	7	3	1				37

Directional Peak Periods All Speeds	AM 7-9		NOON 12-2		PM 4-6		Off Peak Volumes	
	Volume	%	Volume	%	Volume	%	Volume	%
	28	↔ 9%	48	↔ 15%	52	↔ 16%	199	↔ 61%

Street Name	Direction	Percentiles					ADT
		15th	50th	Average	85th	95th	
Hiatus Rd	Summary	30	39	38	45	49	327

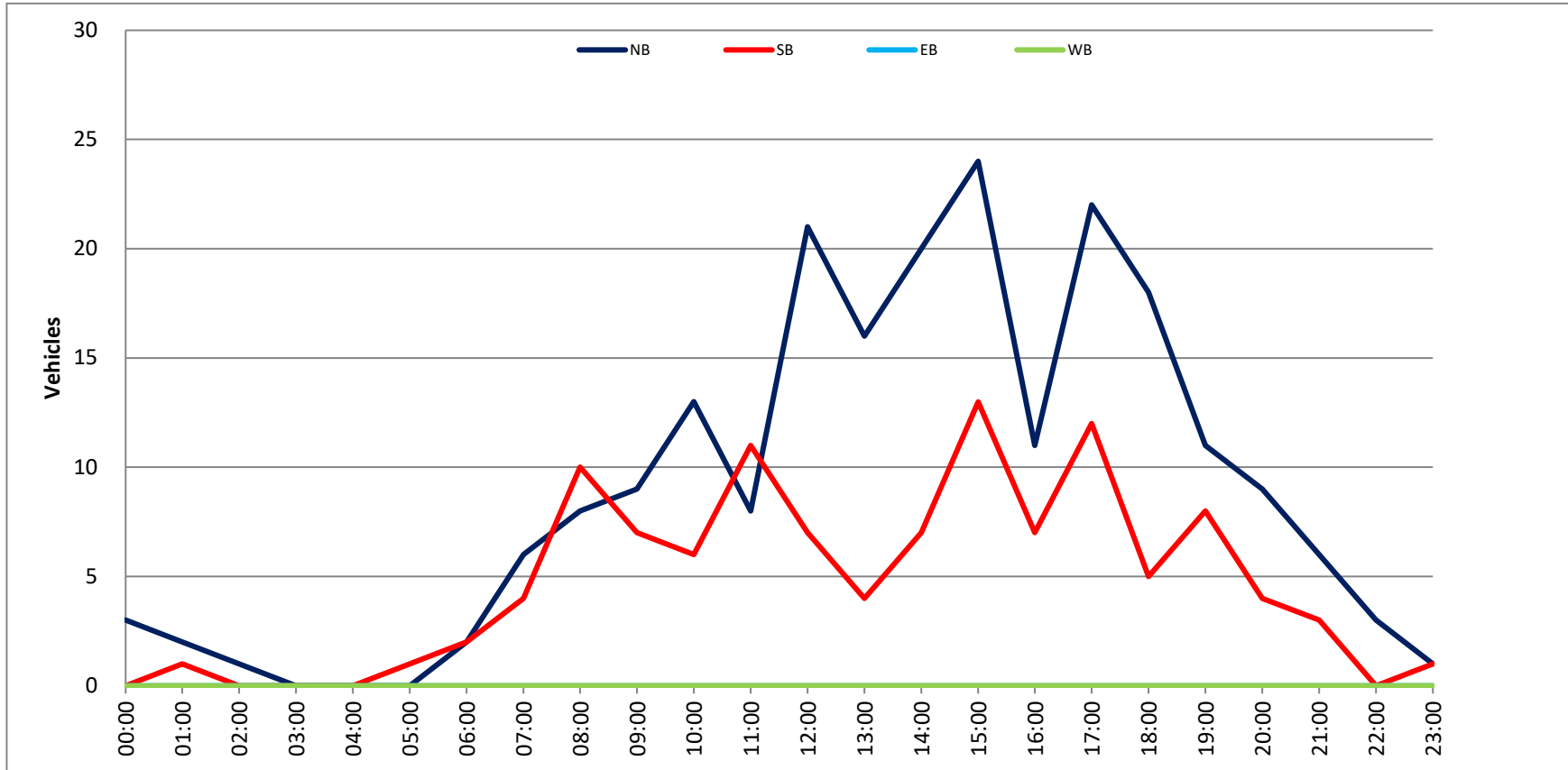
**VOLUME**

Hiatus Rd Bet. SW 55th St & SW 56th Ct

Day: Thursday  
Date: 5/18/2023

City: Cooper City  
Project #: FL23\_140259\_011

DAILY TOTALS												Total			
				NB		SB		EB				WB		Total	
				214		113		0				0		327	
AM Period	NB	SB	EB	WB	TOTAL	PM Period	NB	SB	EB	WB	TOTAL				
00:00	0	0	0	0	0	12:00	6	2	0	0	8				
00:15	1	0	0	0	1	12:15	4	2	0	0	6				
00:30	1	0	0	0	1	12:30	6	1	0	0	7				
00:45	1	3	0	0	3	12:45	5	21	2	7	7	28			
01:00	1	1	0	0	1	13:00	5	1	1	0	6				
01:15	1	1	0	0	2	13:15	5	2	2	0	7				
01:30	0	0	0	0	0	13:30	5	1	1	0	6				
01:45	0	2	0	1	3	13:45	1	16	0	4	1	20			
02:00	0	0	0	0	0	14:00	6	1	0	0	7				
02:15	1	0	0	0	1	14:15	7	2	2	0	9				
02:30	0	0	0	0	0	14:30	2	1	1	0	3				
02:45	0	1	0	0	1	14:45	5	20	3	7	8	27			
03:00	0	0	0	0	0	15:00	5	5	0	0	10				
03:15	0	0	0	0	0	15:15	8	3	3	0	11				
03:30	0	0	0	0	0	15:30	5	3	0	0	8				
03:45	0	0	0	0	0	15:45	6	24	2	13	8	37			
04:00	0	0	0	0	0	16:00	5	4	4	0	9				
04:15	0	0	0	0	0	16:15	0	1	1	0	1				
04:30	0	0	0	0	0	16:30	5	0	0	0	5				
04:45	0	0	0	0	0	16:45	1	11	2	7	3	18			
05:00	0	0	0	0	0	17:00	3	0	0	0	3				
05:15	0	1	0	0	1	17:15	5	2	2	0	7				
05:30	0	0	0	0	0	17:30	6	4	4	0	10				
05:45	0	0	0	0	0	17:45	8	22	6	12	14	34			
06:00	0	0	0	0	0	18:00	5	2	2	0	7				
06:15	0	2	0	0	2	18:15	4	1	1	0	5				
06:30	0	0	0	0	0	18:30	6	1	1	0	7				
06:45	2	2	0	2	4	18:45	3	18	1	5	4	23			
07:00	2	1	0	0	3	19:00	3	3	3	0	6				
07:15	3	3	0	0	6	19:15	4	3	3	0	7				
07:30	1	0	0	0	1	19:30	1	1	1	0	2				
07:45	0	6	0	4	10	19:45	3	11	1	8	4	19			
08:00	2	1	0	0	5	20:00	2	0	0	0	2				
08:15	2	3	0	0	3	20:15	3	1	1	0	4				
08:30	4	5	0	0	9	20:30	2	3	3	0	5				
08:45	0	8	1	10	18	20:45	2	9	0	4	2	13			
09:00	3	2	2	0	5	21:00	0	1	1	0	1				
09:15	3	1	0	0	4	21:15	2	0	0	0	2				
09:30	1	1	0	0	2	21:30	2	2	2	0	4				
09:45	2	9	3	7	16	21:45	2	6	0	3	2	9			
10:00	3	0	0	0	3	22:00	2	0	0	0	2				
10:15	3	2	0	0	5	22:15	0	0	0	0	0				
10:30	2	1	0	0	3	22:30	1	1	0	0	1				
10:45	5	13	3	6	19	22:45	0	3	0	0	3				
11:00	1	2	0	0	3	23:00	1	0	0	0	1				
11:15	3	2	0	0	5	23:15	0	0	0	0	0				
11:30	2	3	0	0	5	23:30	0	0	0	0	0				
11:45	2	8	4	11	19	23:45	0	1	1	1	1	2			
TOTALS	52	42			94	TOTALS	162	71			233				
SPLIT %	55.3%	44.7%			28.7%	SPLIT %	69.5%	30.5%			71.3%				
<b>DAILY TOTALS</b>												<b>Total</b>			
				NB		SB		EB				WB		Total	
				214		113		0				0		327	
AM Peak Hour	11:45	11:00	11:45	15:00	14:45	PM Peak Hour	15:00	14:45	17:15		17:15				
AM Pk Volume	18	11	27	24	14	PM Pk Volume	24	14	38		38				
Pk Hr Factor	0.750	0.688	0.844	0.750	0.700	Pk Hr Factor	0.750	0.700	0.679		0.679				
7 - 9 Volume	14	14	0	0	28	4 - 6 Volume	33	19	52		52				
7 - 9 Peak Hour	07:45	08:00	07:45	17:00	17:00	4 - 6 Peak Hour	17:00	17:00	17:00		17:00				
7 - 9 Pk Volume	8	10	8	22	18	4 - 6 Pk Volume	22	12	34		34				
Pk Hr Factor	0.500	0.500	0.500	0.688	0.500	Pk Hr Factor	0.688	0.500	0.607		0.607				



Day: Tuesday  
 Date: 5/16/2023

N Hiatus Rd S/O NE Lake Blvd

City: Hollywood  
 Project #: FL23\_140259\_012n

North Bound														
Time	< 15	15 - 19	20 - 24	25 - 29	30 - 34	35 - 39	40 - 44	45 - 49	50 - 54	55 - 59	60 - 64	65 - 69	70 +	Total
00:00 AM	0	0	0	0	0	2	1	1	1	0	0	0	0	5
00:15	0	0	0	0	3	3	2	1	1	1	0	0	0	11
00:30	0	0	0	0	0	3	0	2	1	1	1	0	0	7
00:45	0	0	0	0	0	2	0	0	2	0	0	0	0	4
01:00	0	0	0	0	0	1	0	1	1	1	0	0	0	3
01:15	0	0	0	1	1	0	1	1	0	1	0	0	0	5
01:30	0	0	0	0	0	0	1	1	0	0	0	0	0	2
01:45	0	0	0	0	0	0	1	0	0	0	0	0	0	1
02:00	0	0	0	0	0	0	1	1	0	0	0	0	0	2
02:15	0	0	0	0	0	0	1	0	0	0	0	0	0	1
02:30	0	0	0	0	0	2	0	2	0	0	0	0	0	4
02:45	0	0	0	0	2	1	1	1	0	0	0	0	0	5
03:00	0	0	0	0	0	0	0	0	0	0	0	0	0	0
03:15	0	0	0	0	0	0	0	1	0	0	0	0	0	1
03:30	0	0	0	0	1	0	1	1	0	0	0	0	0	3
03:45	0	0	0	0	1	2	1	0	0	0	0	0	0	4
04:00	0	0	0	0	0	4	0	1	0	0	0	0	0	5
04:15	0	0	0	0	0	0	0	0	0	0	0	0	0	0
04:30	0	0	0	0	0	2	1	0	1	0	0	0	0	4
04:45	0	0	0	0	1	0	2	2	1	0	0	0	0	6
05:00	0	0	0	0	1	5	1	2	0	0	0	0	0	9
05:15	0	0	0	0	2	0	2	1	0	0	0	0	0	5
05:30	0	0	0	0	3	4	0	1	0	0	0	0	0	8
05:45	0	0	0	1	7	10	7	2	1	0	0	0	0	28
06:00	0	0	0	1	4	7	0	3	2	0	0	0	0	17
06:15	0	0	1	1	2	7	6	3	1	0	0	0	0	21
06:30	0	0	0	0	5	14	6	2	2	0	0	0	0	31
06:45	0	0	1	1	18	18	13	5	1	0	0	0	0	57
07:00	5	11	20	18	15	3	0	0	0	0	0	0	0	72
07:15	17	41	38	30	4	4	0	0	0	0	0	0	0	134
07:30	18	64	58	8	3	1	0	0	0	0	0	0	0	152
07:45	35	82	56	10	10	1	0	0	0	0	0	0	0	194
08:00	6	9	33	40	46	41	14	6	2	1	1	0	0	200
08:15	0	0	0	2	30	40	32	3	3	0	0	0	0	110
08:30	0	0	0	8	31	38	28	10	1	0	0	0	0	116
08:45	0	0	2	2	12	28	40	16	3	1	1	0	0	105
09:00	0	0	0	1	11	20	20	8	6	0	0	0	0	66
09:15	0	0	0	5	29	20	22	8	1	1	1	0	0	86
09:30	0	0	1	2	9	18	22	8	2	1	0	0	0	63
09:45	0	0	0	1	10	31	26	6	2	1	0	0	0	77
10:00	0	0	0	1	12	20	14	9	2	0	0	0	0	58
10:15	0	0	0	2	16	18	13	6	2	1	0	0	0	58
10:30	0	0	0	4	12	25	20	9	3	2	0	0	0	75
10:45	0	0	0	1	14	16	23	6	0	0	0	0	0	71
11:00	0	0	0	2	2	24	29	7	3	0	0	0	0	67
11:15	0	0	0	1	10	21	28	6	2	0	0	0	0	68
11:30	0	0	0	1	6	29	25	7	0	0	0	0	0	68
11:45	0	0	0	1	13	34	16	15	4	1	0	0	0	84
12:00 PM	0	0	0	0	9	33	29	8	4	0	0	0	0	83
12:15	0	0	0	0	11	33	21	11	2	0	0	0	0	78
12:30	0	0	1	2	14	44	30	7	1	0	0	0	0	99
12:45	0	0	0	5	17	32	16	6	2	0	0	0	0	78
13:00	0	0	0	3	20	40	13	3	0	0	0	0	0	79
13:15	0	0	1	1	12	26	33	8	2	0	0	0	0	83
13:30	0	0	0	1	25	41	16	5	1	0	0	0	0	89
13:45	2	6	10	27	34	33	9	1	1	0	0	0	0	123
14:00	18	49	36	26	10	4	4	0	0	0	0	0	0	147
14:15	16	38	38	16	16	3	1	0	0	0	0	0	0	128
14:30	0	2	10	9	25	30	17	7	4	0	0	0	0	104
14:45	0	0	1	12	30	46	28	8	0	1	0	0	0	126
15:00	0	2	0	10	60	64	16	7	0	0	0	0	0	159
15:15	0	0	0	3	32	63	31	9	1	0	0	0	0	139
15:30	0	0	1	6	19	45	26	14	2	1	0	0	0	114
15:45	0	0	0	8	34	40	36	8	1	0	0	0	0	127
16:00	0	0	0	6	14	30	32	9	5	1	0	0	0	97
16:15	0	0	0	9	27	34	35	14	1	1	0	0	0	121
16:30	0	0	0	3	12	50	37	13	0	0	0	0	0	115
16:45	0	0	1	5	34	38	24	12	0	2	1	0	0	117
17:00	0	0	2	5	24	49	28	19	5	1	0	0	0	133
17:15	0	0	3	12	39	61	28	3	3	0	0	0	0	149
17:30	0	0	0	1	22	58	40	17	5	0	0	1	0	144
17:45	0	0	0	3	41	81	39	8	2	0	1	0	0	167
18:00	0	0	0	2	14	59	39	12	2	1	0	0	0	129
18:15	0	0	4	6	19	28	43	11	3	1	0	0	0	115
18:30	0	0	0	1	21	51	30	7	2	1	0	0	0	113
18:45	0	0	0	1	13	41	26	13	4	0	0	0	0	98
19:00	0	0	0	1	20	27	34	15	2	0	0	0	0	84
19:15	0	0	0	1	14	31	25	11	5	0	0	0	0	87
19:30	0	0	0	2	10	13	25	8	2	1	0	0	0	61
19:45	0	0	1	4	10	23	20	4	0	0	0	0	0	62
20:00	0	0	0	0	19	29	18	4	0	0	1	0	0	71
20:15	0	0	1	4	14	24	19	4	0	0	0	0	0	66
20:30	0	0	0	10	22	15	12	2	1	1	0	0	0	62
20:45	0	0	0	3	13	15	8	7	1	2	0	0	0	49
21:00	0	0	0	1	10	17	8	4	2	0	0	0	0	42
21:15	0	0	0	1	9	19	11	7	0	0	0	0	0	47
21:30	0	0	1	0	12	18	7	0	0	0	0	0	0	38
21:45	0	0	0	2	2	32	5	2	2	0	0	0	0	25
22:00	0	0	0	2	2	5	7	2	1	1	0	0	0	20
22:15	0	0	0	1	4	10	6	3	0	0	0	0	0	24
22:30	0	0	0	0	2	3	4	2	0	0	0	0	0	11
22:45	0	0	0	2	3	2	6	2	0	1	0	0	0	16
23:00	0	0	0	0	3	4	2	1	1	0	0	0	0	11
23:15	0	0	0	0	0	2	3	4	0	0	0	0	0	9
23:30	0	0	0	1	1	2	3	4	0	0	1	0	0	12
23:45	0	0	0	0	1	3	1	1	1	0	0	0	0	7
<b>Totals</b>	<b>117</b>	<b>304</b>	<b>323</b>	<b>364</b>	<b>1166</b>	<b>1962</b>	<b>1363</b>	<b>493</b>	<b>115</b>	<b>30</b>	<b>6</b>	<b>1</b>	<b>0</b>	<b>6246</b>
<b>% of Totals</b>	<b>2%</b>	<b>5%</b>	<b>5%</b>	<b>6%</b>	<b>19%</b>	<b>31%</b>	<b>22%</b>	<b>8%</b>	<b>2%</b>	<b>0%</b>	<b>0%</b>	<b>0%</b>	<b>0%</b>	<b>100%</b>

AM Volumes		PM Volumes		NOON 12-2		PM 4-6		Off Peak Volumes	
Volume	%	Volume	%	Volume	%	Volume	%	Volume	%
81	20%	207	31%	211	14%	146	34%	531	42%
3%	3%	3%	2%	2%	6%	9%	7%	3%	35%
07:15	07:50	07:15	07:50	08:00	08:30	08:15	08:30	08:15	08:30
76	19%	195	30%	88	12%	147	13%	42	3%
36	9%	211	32%	819	14%	1431	9%	327	2%
1%	2%	1%	3%	1%	13%	1%	15%	1%	0%
13:30	13:45	13:45	14:30	17:15	17:30	16:15	16:00	16:00	16:45
36	9%	94	14%	239	17%	152	11%	4	1%

Street Name	Direction	Percentiles				
		15th	50th	Average	85th	95th
N Hiatus Rd	North Bound	28	37	36	44	48
N Hiatus Rd	South Bound	33	41	41	49	54
						ADT
						6246
						5560

Day: Tuesday  
Date: 5/16/2023

City: Hollywood  
Project #: FL23\_140259\_012s

South Bound

Time	< 15	15 - 19	20 - 24	25 - 29	30 - 34	35 - 39	40 - 44	45 - 49	50 - 54	55 - 59	60 - 64	65 - 69	70 +	Total
00:00 AM	0	0	0	0	0	3	2	2	2	0	0	0	1	10
00:15	0	0	0	0	0	0	2	3	0	0	3	0	0	8
00:30	0	0	0	0	0	2	2	1	0	0	0	0	0	6
00:45	0	0	0	0	1	1	1	1	1	0	0	0	0	5
01:00	0	0	0	0	1	4	3	0	0	0	0	0	0	7
01:15	0	0	0	0	0	0	2	1	0	0	0	0	0	3
01:30	0	0	0	0	0	2	1	0	1	0	1	0	0	4
01:45	0	0	0	0	0	1	2	0	1	0	0	0	0	4
02:00	0	0	0	0	0	0	1	0	0	0	0	0	0	1
02:15	0	0	0	0	0	1	0	0	1	0	1	0	0	2
02:30	0	0	0	0	0	0	2	0	0	0	0	0	0	2
02:45	0	0	0	0	0	0	0	0	1	0	0	0	0	1
03:00	0	0	0	0	1	0	0	0	1	1	0	0	0	3
03:15	0	0	0	0	1	0	1	0	1	0	0	0	0	3
03:30	0	0	0	0	0	0	1	0	1	2	0	0	0	4
03:45	0	0	0	0	1	0	0	0	0	0	0	0	0	1
04:00	0	0	0	1	0	0	2	1	0	1	0	0	0	5
04:15	0	0	0	1	1	1	0	0	0	1	0	0	0	3
04:30	0	0	0	1	1	2	2	2	0	0	0	0	0	8
04:45	0	0	0	0	0	1	1	2	2	2	1	0	1	9
05:00	0	0	1	1	1	1	0	4	0	0	1	0	1	10
05:15	0	0	0	0	0	0	1	1	1	1	1	0	0	5
05:30	0	0	0	0	0	2	5	3	4	2	1	0	0	17
05:45	0	0	0	0	1	2	6	4	3	1	1	0	0	18
06:00	0	0	0	0	3	3	10	5	7	3	1	0	0	32
06:15	0	0	0	3	1	3	6	9	6	0	2	0	0	30
06:30	0	0	0	0	3	8	17	10	6	3	3	0	0	50
06:45	0	0	0	1	6	11	22	15	1	0	0	0	0	56
07:00	1	11	19	25	16	4	0	0	0	0	1	0	0	77
07:15	4	16	40	33	18	7	1	0	1	0	0	0	0	120
07:30	16	30	10	23	26	2	1	0	0	0	0	0	0	108
07:45	5	15	36	31	18	6	5	0	0	0	0	0	0	116
08:00	0	0	1	7	9	17	32	11	9	1	1	0	0	88
08:15	0	0	0	4	9	28	22	15	9	3	0	0	0	91
08:30	0	0	0	1	8	13	28	19	9	1	0	0	0	79
08:45	0	0	0	0	2	17	33	19	10	4	0	1	0	86
09:00	0	0	0	1	3	15	21	21	9	2	0	0	0	72
09:15	0	0	0	0	7	17	35	19	3	1	2	0	0	74
09:30	0	0	0	4	5	10	16	18	8	1	0	0	0	62
09:45	0	0	0	0	2	19	21	12	8	2	1	0	0	65
10:00	0	0	0	0	5	12	27	20	5	1	1	0	0	71
10:15	0	0	0	0	4	8	18	15	7	5	0	0	0	57
10:30	0	0	0	0	4	12	15	15	4	0	0	0	0	50
10:45	0	0	0	0	3	17	27	15	7	5	1	0	0	75
11:00	0	0	0	0	3	14	22	13	10	2	1	0	0	65
11:15	0	0	0	0	0	10	18	18	8	1	0	0	0	55
11:30	0	0	0	0	6	7	27	14	6	6	2	1	0	69
11:45	0	0	0	1	12	14	26	17	3	0	1	0	0	74
12:00 PM	0	0	0	0	3	16	27	14	7	2	1	0	0	70
12:15	1	2	2	1	5	18	17	23	7	1	1	0	0	77
12:30	0	0	0	0	3	27	21	6	6	2	1	0	0	66
12:45	0	0	2	8	13	23	18	9	8	0	0	0	0	81
13:00	0	0	0	1	5	18	23	17	9	1	0	0	0	74
13:15	0	0	0	0	4	27	32	16	3	4	1	0	0	87
13:30	0	0	0	0	4	14	46	22	6	4	0	0	0	96
13:45	0	0	6	9	13	34	20	5	4	0	0	0	0	91
14:00	7	9	17	20	15	9	3	1	0	0	0	0	0	81
14:15	4	5	8	26	18	11	6	0	2	0	0	0	0	80
14:30	0	1	1	1	7	35	26	10	5	1	0	0	0	87
14:45	0	0	3	5	10	19	41	22	5	0	0	0	0	105
15:00	0	0	0	3	10	25	46	12	6	2	1	0	0	105
15:15	0	0	5	4	14	28	38	18	6	2	2	0	0	117
15:30	0	0	0	3	9	32	40	26	5	0	1	0	0	116
15:45	0	0	0	3	17	43	17	10	1	0	0	0	0	108
16:00	0	0	0	1	19	19	43	19	7	4	1	0	0	113
16:15	0	0	0	0	8	24	34	19	4	3	1	0	0	93
16:30	0	0	0	0	7	37	48	24	9	1	1	0	0	127
16:45	0	0	1	5	6	15	38	33	11	3	1	0	0	113
17:00	0	0	3	9	11	29	28	29	7	1	1	0	0	118
17:15	0	0	0	0	10	26	48	30	13	3	1	0	0	131
17:30	0	0	0	1	14	38	39	22	9	2	0	0	0	125
17:45	0	0	0	1	12	54	56	22	2	0	0	0	0	147
18:00	0	0	0	2	11	23	45	22	15	1	0	0	0	119
18:15	0	0	0	0	4	26	42	32	10	1	0	1	0	116
18:30	0	0	1	4	6	13	43	25	5	1	0	0	0	98
18:45	0	0	1	0	8	5	38	31	14	2	0	0	0	99
19:00	0	0	0	0	6	26	26	26	8	1	1	0	0	92
19:15	0	0	0	0	10	15	25	20	8	1	0	0	0	79
19:30	0	0	0	0	6	28	32	14	5	1	0	0	0	86
19:45	0	0	0	1	8	10	29	8	5	4	2	0	0	67
20:00	0	0	0	1	4	11	19	14	5	1	1	0	0	61
20:15	0	0	0	2	5	12	16	18	7	1	0	0	0	56
20:30	0	0	0	4	13	16	14	12	3	1	1	0	0	64
20:45	0	0	0	2	7	21	12	8	4	3	0	0	0	57
21:00	0	0	0	1	6	11	21	9	5	1	1	0	0	55
21:15	0	0	0	2	2	8	20	9	0	1	0	0	0	42
21:30	0	0	0	0	4	4	7	9	5	1	0	0	0	30
21:45	0	0	0	1	2	13	9	5	2	1	0	0	0	33
22:00	0	0	0	0	2	6	11	6	2	0	0	1	0	28
22:15	0	0	0	0	3	4	7	7	0	3	0	0	0	24
22:30	0	0	0	1	1	13	4	4	2	1	0	0	0	26
22:45	0	0	0	0	2	4	4	2	2	0	2	0	0	16
23:00	0	0	0	0	0	2	6	1	0	0	1	1	0	11
23:15	0	0	0	1	1	3	2	1	1	1	0	0	0	10
23:30	0	0	0	1	1	4	7	0	0	0	0	0	0	13
23:45	0	0	0	0	0	0	4	3	2	0	0	0	0	9
Totals	38	88	157	265	538	1201	1677	1013	413	114	45	7	3	5560
% of Totals	1%	2%	3%	5%	10%	22%	30%	18%	7%	2%	1%	0%	0%	100%

AM Volumes	AM Peak Hour	PM Volumes	PM Peak Hour	Directional Peak Periods
26	72	107	137	AM 7-9
0%	1%	2%	2%	NOON 12-2
07:00	07:00	07:00	07:00	PM 4-6
26	72	107	137	Off Peak Volumes
12	17	17	17	
0%	0%	1%	1%	
13:30	13:30	13:30	13:30	
11	15	32	59	

Street Name	Direction	15th	50th	Average	85th	95th	ADT
N Hiatus Rd	North Bound	28	37	36	44	48	6246
N Hiatus Rd	South Bound	33	41	41	49	54	5560

Day: Tuesday  
 Date: 5/16/2023

N Hiatus Rd S/O NE Lake Blvd

City: Hollywood  
 Project #: FL23\_140259\_012

**Summary**

Time	< 15	15 - 19	20 - 24	25 - 29	30 - 34	35 - 39	40 - 44	45 - 49	50 - 54	55 - 59	60 - 64	65 - 69	70 +	Total
00:00 AM	0	0	0	0	0	5	3	3	3	0	0	0	1	15
00:15	0	0	0	0	0	3	3	4	4	1	1	3	0	19
00:30	0	0	0	0	0	5	2	4	1	1	1	0	0	13
00:45	0	0	0	0	1	3	1	1	3	0	0	0	0	9
01:00	0	0	0	0	1	5	2	1	1	0	0	0	0	10
01:15	0	0	0	1	1	0	3	2	0	1	0	0	0	8
01:30	0	0	0	0	0	0	3	2	0	0	0	0	0	6
01:45	0	0	0	0	0	1	3	0	1	0	0	0	0	5
02:00	0	0	0	0	0	0	2	1	0	0	0	0	0	3
02:15	0	0	0	0	0	1	1	0	0	0	0	0	0	3
02:30	0	0	0	0	0	2	2	2	0	0	0	0	0	6
02:45	0	0	0	0	2	1	1	1	1	0	0	0	0	6
03:00	0	0	0	0	1	0	0	0	1	1	0	0	0	3
03:15	0	0	0	0	1	0	1	1	1	0	0	0	0	4
03:30	0	0	0	0	1	0	2	1	1	2	0	0	0	7
03:45	0	0	0	0	2	3	1	0	0	0	0	0	0	5
04:00	0	0	0	1	0	4	2	2	0	1	0	0	0	10
04:15	0	0	0	0	1	1	0	0	0	1	0	0	0	3
04:30	0	0	0	1	1	4	3	2	1	0	0	0	0	12
04:45	0	0	0	1	0	3	3	2	2	2	0	1	0	15
05:00	0	0	1	1	2	6	1	6	0	0	1	0	1	19
05:15	0	0	0	0	2	0	3	2	1	1	1	0	0	10
05:30	0	0	0	0	3	6	5	4	4	2	1	0	0	25
05:45	0	0	0	1	8	12	13	6	4	1	1	0	0	46
06:00	0	0	0	1	7	10	10	8	9	3	1	0	0	49
06:15	0	0	1	4	3	10	12	12	7	0	2	0	0	51
06:30	0	0	0	0	8	22	23	12	8	5	3	0	0	81
06:45	0	0	1	2	24	29	35	20	2	0	0	0	0	113
07:00	6	22	39	43	31	7	0	0	0	0	1	0	0	149
07:15	21	57	78	63	22	11	1	0	1	0	0	0	0	254
07:30	34	94	68	31	29	3	1	0	0	0	0	0	0	260
07:45	40	97	92	41	28	7	5	0	0	0	0	0	0	310
08:00	6	9	34	47	57	58	46	17	11	2	1	0	0	288
08:15	0	0	0	6	39	68	54	18	12	3	0	0	0	201
08:30	0	0	0	9	39	51	56	29	10	1	0	0	0	195
08:45	0	0	2	2	14	45	73	35	13	5	1	1	0	191
09:00	0	0	0	2	14	35	41	29	15	2	0	0	0	138
09:15	0	0	0	5	36	37	47	27	3	2	3	0	0	160
09:30	0	0	1	6	14	28	38	26	10	2	0	0	0	125
09:45	0	0	0	1	12	50	47	18	10	3	1	0	0	142
10:00	0	0	0	1	17	32	41	29	7	1	1	0	0	129
10:15	0	0	0	2	20	26	31	21	9	6	0	0	0	115
10:30	0	0	0	4	16	37	35	24	7	2	0	0	0	125
10:45	0	0	1	1	17	43	69	21	7	5	1	0	0	146
11:00	0	0	0	2	5	38	51	20	13	2	1	0	0	132
11:15	0	0	0	1	10	31	46	24	10	1	0	0	0	123
11:30	0	0	0	1	12	36	52	21	6	2	1	0	0	137
11:45	0	0	0	2	25	48	42	32	7	1	0	1	0	158
12:00 PM	0	0	0	0	12	49	56	27	11	2	1	0	0	153
12:15	1	2	2	1	16	51	38	34	9	1	1	0	0	155
12:30	0	0	1	2	17	71	51	13	7	2	1	0	0	165
12:45	0	0	2	13	30	55	34	15	10	0	0	0	0	159
13:00	0	0	0	4	25	58	36	20	9	1	0	0	0	153
13:15	0	0	1	1	16	53	65	24	5	4	1	0	0	170
13:30	0	0	0	5	39	67	38	11	5	0	0	0	0	185
13:45	2	6	16	36	47	67	29	6	5	0	0	0	0	214
14:00	25	58	53	46	25	13	7	1	0	0	0	0	0	228
14:15	20	43	46	42	34	14	7	0	2	0	0	0	0	208
14:30	0	3	11	10	32	65	43	17	9	1	0	0	0	191
14:45	0	0	4	17	40	65	69	30	5	1	0	0	0	231
15:00	0	2	0	13	70	89	62	19	6	2	1	0	0	264
15:15	0	0	5	7	46	91	69	27	7	2	2	0	0	256
15:30	0	0	1	9	28	77	66	40	7	1	1	0	0	230
15:45	0	0	0	11	51	57	79	25	11	1	0	0	0	235
16:00	0	0	0	7	33	49	75	28	12	5	1	0	0	210
16:15	0	0	0	9	35	58	69	33	5	4	1	0	0	214
16:30	0	0	0	3	19	87	85	37	9	1	1	0	0	242
16:45	0	0	2	10	40	53	62	45	11	5	2	0	0	230
17:00	0	0	5	14	35	78	56	48	12	2	1	0	0	251
17:15	0	0	3	12	49	87	76	33	16	3	1	0	0	280
17:30	0	0	0	2	36	96	79	39	14	2	0	0	0	269
17:45	0	0	1	4	53	135	86	30	4	0	1	0	0	314
18:00	0	0	4	25	82	84	34	17	2	0	0	0	0	248
18:15	0	0	4	6	23	54	85	43	13	2	0	1	0	231
18:30	0	0	1	5	27	64	73	32	7	2	0	0	0	211
18:45	0	0	1	1	21	46	64	44	18	2	0	0	0	197
19:00	0	0	0	1	24	53	60	41	10	1	1	0	0	191
19:15	0	0	0	1	24	46	50	31	13	1	0	0	0	166
19:30	0	0	0	2	16	41	57	22	7	2	0	0	0	147
19:45	0	0	1	5	18	33	49	12	5	4	2	0	0	129
20:00	0	0	0	1	23	40	37	18	5	1	2	0	0	127
20:15	0	0	1	6	19	36	35	22	7	1	0	0	0	127
20:30	0	0	0	14	35	41	36	14	3	2	1	0	0	126
20:45	0	0	0	5	20	36	20	15	5	5	0	0	0	106
21:00	0	0	0	2	16	28	29	13	7	1	1	0	0	97
21:15	0	0	0	3	11	27	31	16	0	1	0	0	0	89
21:30	0	0	1	0	16	22	14	9	5	1	0	0	0	68
21:45	0	0	0	0	3	4	25	14	7	4	1	0	0	58
22:00	0	0	0	2	4	11	18	8	3	1	0	1	0	48
22:15	0	0	0	1	7	14	13	10	0	3	0	0	0	48
22:30	0	0	0	1	3	16	8	6	2	1	0	0	0	37
22:45	0	0	0	2	5	6	10	4	2	1	2	0	0	32
23:00	0	0	0	0	3	6	8	2	1	0	1	1	0	22
23:15	0	0	0	1	1	5	5	1	5	1	0	0	0	19
23:30	0	0	0	2	2	6	10	4	0	0	1	0	0	25
23:45	0	0	0	0	1	3	5	4	3	0	0	0	0	16
<b>Totals</b>	<b>155</b>	<b>393</b>	<b>480</b>	<b>629</b>	<b>1704</b>	<b>3163</b>	<b>3040</b>	<b>1504</b>	<b>532</b>	<b>144</b>	<b>51</b>	<b>8</b>	<b>3</b>	<b>11806</b>
<b>% of Totals</b>	<b>1%</b>	<b>3%</b>	<b>4%</b>	<b>5%</b>	<b>14%</b>	<b>27%</b>	<b>26%</b>	<b>13%</b>	<b>5%</b>	<b>1%</b>	<b>0%</b>	<b>0%</b>	<b>0%</b>	<b>100%</b>

AM Volumes	107	279	318	283	528	827	898	491	203	68	25	-4	-3	4034
% AM	1%	2%	3%	2%	4%	7%	8%	4%	2%	1%	0%	0%	0%	34%
AM Peak Hour	07:00	07:00	07:00	07:15	07:45	08:00	08:00	08:30	08:15	10:15	05:45	11:00	07:15	07:15
Volume	101	270	271	182	163	222	229	120	50	15	2	2	1	1112
PM Volumes	48	114	162	346	1170	2336	2142	1013	329	76	26	-4	-0	7772
% PM	0%	1%	1%	3%	10%	20%	18%	9%	3%	1%	0%	0%	0%	66%
PM Peak Hour	13:30	13:45	13:45	13:45	15:00	17:15	17:00	18:00	16:00	16:00	17:30	17:30	17:30	17:00
Volume	47	110	126	134	395	400	334	165	55	15	5	2	1	1114
<b>Directional Peak Periods</b>	<b>AM 7-9</b>			<b>NOON 12-2</b>				<b>PM 4-6</b>			<b>Off Peak Volumes</b>			
<b>All Classes</b>	Volume			Volume				Volume			Volume			
	1848			1354				2010			6594			
	16%			11%				17%			56%			

Street Name	Direction	15th	50th	Average	85th	95th	ADT
N Hiatus Rd	Summary	30	39				

# SPEED

N Hiatus Rd S/O NE Lake Blvd

Day: Tuesday  
Date: 5/16/2023

City: Hollywood  
Project #: FL23\_140259\_012n

## North Bound

Time	< 15	15 - 19	20 - 24	25 - 29	30 - 34	35 - 39	40 - 44	45 - 49	50 - 54	55 - 59	60 - 64	65 - 69	70 +	Total
00:00 AM	0	0	0	0	3	10	3	4	5	2	0	0	0	27
01:00	0	0	0	1	1	1	3	3	1	1	0	0	0	11
02:00	0	0	0	0	2	3	3	4	0	0	0	0	0	12
03:00	0	0	0	0	2	2	2	2	0	0	0	0	0	8
04:00	0	0	0	1	0	8	3	2	1	0	0	0	0	15
05:00	0	0	0	1	13	19	10	6	1	0	0	0	0	50
06:00	0	0	2	3	29	46	25	13	6	2	0	0	0	126
07:00	75	198	172	66	32	9	0	0	0	0	0	0	0	552
08:00	6	9	35	52	121	147	114	35	9	2	1	0	0	531
09:00	0	0	1	9	59	89	90	30	10	3	1	0	0	292
10:00	0	0	1	8	54	89	70	30	7	3	0	0	0	262
11:00	0	0	0	5	31	108	98	35	9	1	0	0	0	287
12:00 PM	0	0	1	7	51	142	96	32	9	0	0	0	0	338
13:00	2	6	11	32	91	140	71	17	4	0	0	0	0	374
14:00	34	89	85	63	81	83	50	15	4	1	0	0	0	505
15:00	0	2	1	27	145	212	109	38	4	1	0	0	0	539
16:00	0	0	1	23	87	152	128	48	6	4	1	0	0	450
17:00	0	0	6	21	126	249	126	47	15	1	1	1	0	593
18:00	0	0	4	10	67	179	138	43	11	3	0	0	0	455
19:00	0	0	1	8	54	94	104	38	9	1	0	0	0	309
20:00	0	0	1	17	68	83	57	17	1	3	1	0	0	248
21:00	0	0	1	4	33	66	31	13	4	0	0	0	0	152
22:00	0	0	0	5	11	20	23	9	1	2	0	0	0	71
23:00	0	0	0	1	5	11	9	10	2	0	1	0	0	39
<b>Totals</b>	<b>117</b>	<b>304</b>	<b>323</b>	<b>364</b>	<b>1166</b>	<b>1962</b>	<b>1363</b>	<b>491</b>	<b>119</b>	<b>30</b>	<b>6</b>	<b>1</b>		<b>6246</b>
<b>% of Totals</b>	<b>2%</b>	<b>5%</b>	<b>5%</b>	<b>6%</b>	<b>19%</b>	<b>31%</b>	<b>22%</b>	<b>8%</b>	<b>2%</b>	<b>0%</b>	<b>0%</b>	<b>0%</b>		<b>100%</b>

<b>AM Volumes</b>	81	207	211	146	347	531	421	164	49	14	2	0	0	2173
<b>% AM</b>	1%	3%	3%	2%	6%	9%	7%	3%	1%	0%	0%	0%	0%	35%
<b>AM Peak Hour</b>	07:00	07:00	07:00	07:00	08:00	08:00	08:00	08:00	09:00	09:00	08:00			07:00
<b>Volume</b>	75	198	172	66	121	147	114	35	10	3	1			552
<b>PM Volumes</b>	36	97	112	218	819	1431	942	327	70	16	4	1	0	4073
<b>% PM</b>	1%	2%	2%	3%	13%	23%	15%	5%	1%	0%	0%	0%	0%	65%
<b>PM Peak Hour</b>	14:00	14:00	14:00	14:00	15:00	17:00	18:00	16:00	17:00	16:00	16:00	17:00		17:00
<b>Volume</b>	34	89	85	63	145	249	138	48	15	4	1	1		593

Directional Peak Periods All Speeds	AM 7-9		NOON 12-2		PM 4-6		Off Peak Volumes	
	Volume	%	Volume	%	Volume	%	Volume	%
	1083	↔ 17%	712	↔ 11%	1043	↔ 17%	3408	↔ 55%

Street Name	Direction	Percentiles					ADT
		15th	50th	Average	85th	95th	
N Hiatus Rd	North Bound	28	37	36	44	48	6246
N Hiatus Rd	South Bound	33	41	41	49	54	5560



# SPEED

N Hiatus Rd S/O NE Lake Blvd

Day: Tuesday  
Date: 5/16/2023

City: Hollywood  
Project #: FL23\_140259\_012s

## South Bound

Time	< 15	15 - 19	20 - 24	25 - 29	30 - 34	35 - 39	40 - 44	45 - 49	50 - 54	55 - 59	60 - 64	65 - 69	70 +	Total
00:00 AM	0	0	0	0	1	6	7	8	3	0	3	0	1	29
01:00	0	0	0	0	1	5	8	2	1	1	0	0	0	18
02:00	0	0	0	0	0	1	3	0	1	1	0	0	0	6
03:00	0	0	0	0	2	1	2	0	3	3	0	0	0	11
04:00	0	0	0	2	2	4	5	5	2	4	0	1	0	25
05:00	0	0	1	1	2	5	12	12	8	4	4	0	1	50
06:00	0	0	0	4	13	25	55	39	20	6	6	0	0	168
07:00	26	72	105	112	78	19	7	0	1	0	1	0	0	421
08:00	0	0	1	12	28	75	115	64	37	9	1	1	1	344
09:00	0	0	0	5	17	61	83	70	28	6	3	0	0	273
10:00	0	0	0	0	16	49	87	65	23	11	2	0	0	253
11:00	0	0	0	1	21	45	93	62	27	9	3	2	0	263
12:00 PM	1	2	4	9	24	84	83	52	28	5	2	0	0	294
13:00	0	0	6	14	36	125	97	44	20	5	1	0	0	348
14:00	11	15	29	52	50	74	76	33	12	1	0	0	0	353
15:00	0	0	5	13	50	102	167	73	27	5	4	0	0	446
16:00	0	0	1	6	40	95	163	95	31	11	4	0	0	446
17:00	0	0	3	11	47	147	171	103	31	6	2	0	0	521
18:00	0	0	2	6	29	67	168	110	44	5	0	1	0	432
19:00	0	0	0	1	28	79	112	68	26	7	3	0	0	324
20:00	0	0	0	9	29	60	61	52	19	6	2	0	0	238
21:00	0	0	0	4	14	36	57	32	12	4	1	0	0	160
22:00	0	0	0	1	8	27	26	19	6	4	2	1	0	94
23:00	0	0	0	2	2	9	19	5	3	1	1	1	0	43
<b>Totals</b>	<b>38</b>	<b>89</b>	<b>157</b>	<b>265</b>	<b>538</b>	<b>1201</b>	<b>1677</b>	<b>1013</b>	<b>413</b>	<b>114</b>	<b>45</b>	<b>7</b>	<b>3</b>	<b>5560</b>
<b>% of Totals</b>	<b>1%</b>	<b>2%</b>	<b>3%</b>	<b>5%</b>	<b>10%</b>	<b>22%</b>	<b>30%</b>	<b>18%</b>	<b>7%</b>	<b>2%</b>	<b>1%</b>	<b>0%</b>	<b>0%</b>	<b>100%</b>

<b>AM Volumes</b>	26	72	107	137	181	296	477	327	154	54	23	4	3	1861
<b>% AM</b>	0%	1%	2%	2%	3%	5%	9%	6%	3%	1%	0%	0%	0%	33%
<b>AM Peak Hour</b>	07:00	07:00	07:00	07:00	07:00	08:00	08:00	09:00	08:00	10:00	06:00	11:00		07:00
<b>Volume</b>	26	72	105	112	78	75	115	70	37	11	6	2	1	421
<b>PM Volumes</b>	12	17	50	128	357	905	1200	686	259	60	22	3	0	3699
<b>% PM</b>	0%	0%	1%	2%	6%	16%	22%	12%	5%	1%	0%	0%		67%
<b>PM Peak Hour</b>	14:00	14:00	14:00	14:00	14:00	17:00	17:00	18:00	18:00	16:00	15:00	18:00		17:00
<b>Volume</b>	11	15	29	52	50	147	171	110	44	11	4	1		521

Directional Peak Periods All Speeds	AM 7-9		NOON 12-2		PM 4-6		Off Peak Volumes	
	Volume	%	Volume	%	Volume	%	Volume	%
	765	↔ 14%	642	↔ 12%	967	↔ 17%	3186	↔ 57%

Street Name	Direction	Percentiles					ADT
		15th	50th	Average	85th	95th	
N Hiatus Rd	North Bound	28	37	36	44	48	6246
N Hiatus Rd	South Bound	33	41	41	49	54	5560

# SPEED

N Hiatus Rd S/O NE Lake Blvd

Day: Tuesday  
Date: 5/16/2023

City: Hollywood  
Project #: FL23\_140259\_012

## Summary

Time	< 15	15 - 19	20 - 24	25 - 29	30 - 34	35 - 39	40 - 44	45 - 49	50 - 54	55 - 59	60 - 64	65 - 69	70 +	Total
00:00 AM	0	0	0	0	4	16	10	12	8	2	3	0	1	56
01:00	0	0	0	1	2	6	11	5	2	2	0	0	0	29
02:00	0	0	0	0	2	4	6	4	1	1	0	0	0	18
03:00	0	0	0	0	4	3	4	2	3	3	0	0	0	19
04:00	0	0	0	3	2	12	8	7	3	4	0	1	0	40
05:00	0	0	1	2	15	24	22	18	9	4	4	0	1	100
06:00	0	0	2	7	42	71	80	52	26	8	6	0	0	294
07:00	101	270	277	178	110	28	7	0	1	0	1	0	0	973
08:00	6	9	36	64	149	222	229	99	46	11	2	1	1	875
09:00	0	0	1	14	76	150	173	100	38	9	4	0	0	565
10:00	0	0	1	8	70	138	157	95	30	14	2	0	0	515
11:00	0	0	0	6	52	153	191	97	36	10	3	2	0	550
12:00 PM	1	2	5	16	75	226	179	84	37	5	2	0	0	632
13:00	2	6	17	46	127	265	168	61	24	5	1	0	0	722
14:00	45	104	114	115	131	157	126	48	16	2	0	0	0	858
15:00	0	2	6	40	195	314	276	111	31	6	4	0	0	985
16:00	0	0	2	29	127	247	291	143	37	15	5	0	0	896
17:00	0	0	9	32	173	396	297	150	46	7	3	1	0	1114
18:00	0	0	6	16	96	246	306	153	55	8	0	1	0	887
19:00	0	0	1	9	82	173	216	106	35	8	3	0	0	633
20:00	0	0	1	26	97	143	118	69	20	9	3	0	0	486
21:00	0	0	1	8	47	102	88	45	16	4	1	0	0	312
22:00	0	0	0	6	19	47	49	28	7	6	2	1	0	165
23:00	0	0	0	3	7	20	28	15	5	1	2	1	0	82
<b>Totals</b>	<b>155</b>	<b>393</b>	<b>480</b>	<b>629</b>	<b>1704</b>	<b>3163</b>	<b>3040</b>	<b>1504</b>	<b>532</b>	<b>144</b>	<b>51</b>	<b>8</b>	<b>3</b>	<b>11806</b>
<b>% of Totals</b>	<b>1%</b>	<b>3%</b>	<b>4%</b>	<b>5%</b>	<b>14%</b>	<b>27%</b>	<b>26%</b>	<b>13%</b>	<b>5%</b>	<b>1%</b>	<b>0%</b>	<b>0%</b>	<b>0%</b>	<b>100%</b>

<b>AM Volumes</b>	107	279	318	283	528	827	898	491	203	68	25	4	3	4034
<b>% AM</b>	1%	2%	3%	2%	4%	7%	8%	4%	2%	1%	0%	0%	0%	34%
<b>AM Peak Hour</b>	07:00	07:00	07:00	07:00	08:00	08:00	08:00	09:00	08:00	10:00	06:00	11:00		07:00
<b>Volume</b>	101	270	277	178	149	222	229	100	46	14	6	2	1	973
<b>PM Volumes</b>	48	114	162	346	1176	2336	2142	1013	329	76	26	4	0	7772
<b>% PM</b>	0%	1%	1%	3%	10%	20%	18%	9%	3%	1%	0%	0%		66%
<b>PM Peak Hour</b>	14:00	14:00	14:00	14:00	15:00	17:00	18:00	18:00	18:00	16:00	16:00	17:00		17:00
<b>Volume</b>	45	104	114	115	195	396	306	153	55	15	5	1		1114

Directional Peak Periods All Speeds	AM 7-9		NOON 12-2		PM 4-6		Off Peak Volumes	
	Volume	%	Volume	%	Volume	%	Volume	%
	1848	↔ 16%	1354	↔ 11%	2010	↔ 17%	6594	↔ 56%

Street Name	Direction	Percentiles					ADT
		15th	50th	Average	85th	95th	
N Hiatus Rd	Summary	30	39	38	47	51	11806

**VOLUME**

N Hiatus Rd S/O NE Lake Blvd

Day: Tuesday  
Date: 5/16/2023

City: Hollywood  
Project #: FL23\_140259\_012

DAILY TOTALS										NB		SB		EB		WB		Total
										6,246		5,560		0		0		11,806
AM Period	NB	SB	EB	WB	TOTAL	PMI Period	NB	SB	EB	WB	TOTAL							Total
00:00	5	10	0	0	15	12:00	83	70	0	0	153							153
00:15	11	8	0	0	19	12:15	78	77	0	0	155							155
00:30	7	6	0	0	13	12:30	99	66	0	0	165							165
00:45	4	27	5	29	9	12:45	78	338	81	294	159							632
01:00	3	3	0	0	10	13:00	79	74	0	0	153							153
01:15	5	7	0	0	8	13:15	83	87	0	0	170							170
01:30	2	4	0	0	6	13:30	89	96	0	0	185							185
01:45	1	11	4	18	5	13:45	123	374	91	348	214							722
02:00	2	1	1	0	3	14:00	147	81	0	0	228							228
02:15	1	2	0	0	3	14:15	128	80	0	0	208							208
02:30	4	2	0	0	6	14:30	104	87	0	0	191							191
02:45	5	12	1	6	6	14:45	126	505	105	353	231							858
03:00	0	3	0	0	3	15:00	159	105	0	0	264							264
03:15	1	3	0	0	4	15:15	139	117	0	0	256							256
03:30	4	4	0	0	7	15:30	114	116	0	0	230							230
03:45	4	8	1	11	5	15:45	127	539	108	446	235							985
04:00	5	5	0	0	10	16:00	97	113	0	0	210							210
04:15	0	3	0	0	3	16:15	121	93	0	0	214							214
04:30	4	8	0	0	12	16:30	115	127	0	0	242							242
04:45	6	15	9	25	15	16:45	117	450	113	446	230							896
05:00	9	10	0	0	19	17:00	133	118	0	0	251							251
05:15	5	5	0	0	10	17:15	149	131	0	0	280							280
05:30	8	17	0	0	25	17:30	144	125	0	0	269							269
05:45	28	50	18	50	46	17:45	167	593	147	521	314							1114
06:00	17	32	0	0	49	18:00	129	119	0	0	248							248
06:15	21	30	0	0	51	18:15	115	116	0	0	231							231
06:30	31	50	0	0	81	18:30	113	98	0	0	211							211
06:45	57	126	56	168	113	18:45	98	455	99	432	197							887
07:00	72	77	0	0	149	19:00	99	92	0	0	191							191
07:15	134	120	0	0	254	19:15	87	79	0	0	166							166
07:30	152	108	0	0	260	19:30	61	86	0	0	147							147
07:45	194	552	116	421	310	19:45	62	309	67	324	129							633
08:00	200	88	0	0	288	20:00	71	56	0	0	127							127
08:15	110	91	0	0	201	20:15	66	61	0	0	127							127
08:30	116	79	0	0	195	20:30	62	64	0	0	126							126
08:45	105	531	86	344	191	20:45	49	248	57	238	106							486
09:00	66	72	0	0	138	21:00	47	55	0	0	97							97
09:15	86	74	0	0	160	21:15	42	42	0	0	89							89
09:30	63	62	0	0	125	21:30	38	30	0	0	68							68
09:45	77	292	65	273	142	21:45	25	152	33	160	58							312
10:00	58	71	0	0	129	22:00	20	28	0	0	48							48
10:15	58	57	0	0	115	22:15	24	24	0	0	48							48
10:30	75	50	0	0	125	22:30	11	26	0	0	37							37
10:45	71	262	75	253	146	22:45	16	71	16	94	32							165
11:00	67	65	0	0	132	23:00	11	10	0	0	22							22
11:15	68	55	0	0	123	23:15	9	10	0	0	19							19
11:30	68	69	0	0	137	23:30	12	13	0	0	25							25
11:45	84	287	74	263	158	23:45	7	39	9	43	82							82
TOTALS	2173	1861			4034	TOTALS	4073	3699			7772							
SPLIT %	53.9%	46.1%			34.2%	SPLIT %	52.4%	47.6%			65.8%							
<b>DAILY TOTALS</b>										NB		SB		EB		WB		Total
										6,246		5,560		0		0		11,806
AM Peak Hour	07:15	07:15			07:15	PM Peak Hour	17:00	17:15			17:00							17:00
AM Pk Volume	680	432			1112	PM Pk Volume	593	522			1114							1114
Pk Hr Factor	0.850	0.900			0.897	Pk Hr Factor	0.888	0.888			0.887							0.887
7 - 9 Volume	1083	765	0	0	1848	4 - 6 Volume	1043	967	0	0	2010							2010
7 - 9 Peak Hour	07:15	07:15			07:15	4 - 6 Peak Hour	17:00	17:00			17:00							17:00
7 - 9 Pk Volume	680	432	0	0	1112	4 - 6 Pk Volume	593	521	0	0	1114							1114
Pk Hr Factor	0.850	0.900	0.900	0.900	0.897	Pk Hr Factor	0.888	0.886	0.900	0.900	0.887							0.887



Day: Wednesday  
Date: 5/17/2023

City: Hollywood  
Project #: FL23\_140259\_012n

**North Bound**

Time	< 15	15 - 19	20 - 24	25 - 29	30 - 34	35 - 39	40 - 44	45 - 49	50 - 54	55 - 59	60 - 64	65 - 69	70 +	Total
00:00 AM	0	0	0	0	3	1	3	3	1	0	0	0	0	11
00:15	0	0	0	0	0	5	0	1	0	0	0	0	0	6
00:30	0	0	0	0	1	2	0	1	0	2	0	0	0	6
00:45	0	0	0	0	0	3	2	0	1	0	0	0	0	6
01:00	0	0	0	0	0	1	1	0	0	0	0	0	0	2
01:15	0	0	0	0	0	1	0	2	0	0	0	0	0	3
01:30	0	0	0	0	1	0	1	0	0	0	0	0	0	2
01:45	0	0	0	0	0	0	1	1	0	0	0	0	0	2
02:00	0	0	0	0	0	0	1	1	1	0	0	0	0	3
02:15	0	0	0	0	0	0	0	0	1	0	0	0	0	1
02:30	0	0	0	0	0	0	0	0	0	0	0	0	0	0
02:45	0	0	0	0	1	2	0	1	0	0	0	0	0	5
03:00	0	0	0	0	0	0	0	0	0	0	0	0	0	0
03:15	0	0	0	0	0	0	0	0	0	0	0	0	0	0
03:30	0	0	0	0	1	0	0	0	0	0	0	0	0	1
03:45	0	0	0	0	0	2	1	0	0	0	0	0	0	3
04:00	0	0	0	0	0	1	0	1	0	0	0	0	0	2
04:15	0	0	0	0	1	2	0	1	1	0	0	0	0	5
04:30	0	0	0	0	0	5	0	1	0	0	0	0	0	6
04:45	0	0	1	0	1	0	1	0	1	0	0	0	0	4
05:00	0	0	0	0	0	1	0	1	0	0	0	0	0	2
05:15	0	0	0	0	1	1	1	1	1	0	0	0	0	5
05:30	0	0	0	5	3	4	0	3	1	0	0	0	0	16
05:45	0	1	0	4	2	6	3	2	2	0	0	0	0	20
06:00	0	0	0	0	2	8	8	0	1	1	0	0	0	20
06:15	0	0	3	3	1	10	3	2	1	1	0	0	0	24
06:30	0	0	0	2	3	11	7	5	2	0	0	0	0	30
06:45	0	0	0	3	15	14	19	1	4	0	0	0	0	56
07:00	7	15	30	15	12	2	1	0	0	0	0	0	0	82
07:15	16	53	44	15	5	1	1	0	0	0	0	0	0	135
07:30	27	69	59	9	7	2	1	0	0	0	0	0	0	174
07:45	21	115	32	21	5	0	0	0	0	0	0	0	0	194
08:00	0	6	44	59	49	19	2	0	0	0	0	0	0	187
08:15	0	0	1	2	20	43	29	5	4	0	1	0	0	105
08:30	0	0	1	11	31	34	23	9	1	4	0	0	0	114
08:45	1	0	1	2	6	33	40	11	3	2	0	0	0	99
09:00	0	0	0	4	12	28	22	3	2	0	0	0	0	71
09:15	0	3	1	5	20	16	17	6	1	0	0	0	0	69
09:30	0	0	1	5	16	22	18	3	2	0	0	0	0	67
09:45	0	0	0	2	10	27	17	4	2	0	0	0	0	62
10:00	0	1	0	3	16	32	26	7	3	0	0	0	0	88
10:15	0	0	0	3	14	34	10	5	1	0	0	0	0	67
10:30	0	0	0	1	23	23	24	5	0	1	0	0	0	77
10:45	0	0	0	1	18	17	25	4	2	0	0	0	0	67
11:00	0	0	0	3	9	29	17	7	1	1	0	0	0	67
11:15	0	0	0	0	28	43	17	7	3	0	1	0	0	99
11:30	0	0	0	1	4	29	17	6	1	1	1	0	0	60
11:45	0	0	0	5	10	26	19	18	2	1	1	0	0	82
12:00 PM	0	0	0	3	14	36	29	14	4	0	1	0	0	101
12:15	0	0	0	0	13	29	28	5	4	0	0	0	0	80
12:30	0	0	0	4	18	31	28	7	4	0	0	0	0	92
12:45	1	1	0	0	15	31	22	7	1	1	0	0	0	79
13:00	0	0	0	14	13	37	17	12	2	0	0	0	0	95
13:15	0	0	0	1	10	42	34	8	1	0	0	0	0	96
13:30	0	0	0	5	21	35	21	6	0	0	0	0	0	88
13:45	1	4	21	53	54	20	4	2	2	0	0	0	0	161
14:00	12	72	40	14	7	1	0	0	0	1	0	0	0	147
14:15	8	36	49	36	9	3	2	0	1	0	0	0	0	144
14:30	0	5	0	12	42	30	13	7	0	1	0	0	0	110
14:45	0	2	0	27	40	49	18	5	0	0	0	0	0	141
15:00	1	0	0	11	44	32	20	2	1	0	0	0	0	111
15:15	0	0	2	8	22	40	31	16	4	0	0	0	0	123
15:30	0	0	0	4	3	19	38	36	16	4	1	0	0	121
15:45	0	0	0	1	13	35	38	24	13	4	1	1	0	130
16:00	0	0	0	0	10	35	32	25	8	7	1	0	0	118
16:15	0	0	0	2	5	15	24	20	17	5	2	3	0	102
16:30	0	0	0	1	5	25	31	27	14	6	3	0	0	112
16:45	0	0	0	0	5	12	31	25	17	9	1	0	0	100
17:00	0	0	0	2	3	24	40	29	17	6	2	1	0	124
17:15	1	13	7	15	21	36	26	6	2	2	0	0	0	129
17:30	0	0	1	6	47	42	29	6	1	0	0	0	0	132
17:45	0	0	1	5	39	55	30	15	4	1	0	0	0	151
18:00	0	0	0	2	17	34	38	12	4	1	0	0	0	108
18:15	0	0	0	4	21	44	40	9	3	0	0	0	0	121
18:30	0	0	0	2	9	46	36	11	2	3	0	0	0	109
18:45	0	0	0	3	31	47	26	5	2	0	0	0	0	114
19:00	0	0	0	6	26	32	13	6	1	1	1	0	0	88
19:15	0	0	0	4	16	29	22	8	1	0	0	0	0	80
19:30	0	0	0	4	21	27	21	12	4	0	0	0	0	89
19:45	0	0	0	5	10	24	29	8	0	1	0	0	0	77
20:00	0	0	0	3	19	23	28	4	1	0	0	0	0	78
20:15	0	0	1	4	30	22	10	2	0	0	1	0	0	72
20:30	0	0	0	9	28	19	11	4	0	0	0	0	0	71
20:45	0	0	0	3	15	13	13	3	0	1	0	0	0	48
21:00	0	0	0	0	13	15	7	2	3	0	0	0	0	40
21:15	0	0	2	5	16	19	3	6	1	1	0	0	0	53
21:30	0	0	0	2	13	12	6	6	0	0	0	0	0	39
21:45	0	0	0	0	2	12	5	4	0	0	0	0	0	31
22:00	0	0	0	2	9	6	8	5	1	0	0	0	0	31
22:15	0	1	0	3	4	8	6	2	2	1	0	0	0	27
22:30	0	0	1	2	4	6	3	1	2	0	0	0	0	19
22:45	0	0	0	2	1	1	7	1	0	0	0	0	0	12
23:00	0	0	0	0	3	5	5	3	0	1	0	0	0	17
23:15	0	0	0	1	1	4	6	3	1	0	0	0	0	16
23:30	0	0	0	0	2	5	0	1	0	1	0	0	0	9
23:45	0	0	0	0	0	1	1	4	0	0	0	0	0	6
<b>Totals</b>	<b>96</b>	<b>397</b>	<b>307</b>	<b>467</b>	<b>1150</b>	<b>1738</b>	<b>1324</b>	<b>565</b>	<b>208</b>	<b>73</b>	<b>18</b>	<b>6</b>	<b>6</b>	<b>6349</b>
<b>% of Totals</b>	<b>2%</b>	<b>6%</b>	<b>5%</b>	<b>7%</b>	<b>18%</b>	<b>27%</b>	<b>21%</b>	<b>9%</b>	<b>3%</b>	<b>1%</b>	<b>0%</b>	<b>0%</b>	<b>0%</b>	<b>100%</b>

AM Peak Hour	AM Peak Hour	PM Peak Hour	PM Peak Hour	PM Peak Hour	PM Peak Hour	PM Peak Hour	PM Peak Hour	PM Peak Hour	PM Peak Hour	PM Peak Hour	PM Peak Hour	PM Peak Hour	PM Peak Hour	PM Peak Hour	PM Peak Hour	PM Peak Hour	PM Peak Hour	PM Peak Hour	PM Peak Hour										
72	263	182	171	362	570	394	130	45	14	4	0	0	0	2207	72	263	182	171	362	570	394	130	45	14	4	0	0	2207	
1%	4%	3%	3%	6%	9%	6%	2%	1%	0%	0%	0%	0%	0%	35%	1%	4%	3%	3%	6%	9%	6%	2%	1%	0%	0%	0%	35%		
07:00	07:00	07:00	07:35	08:00	08:00	08:15	11:15	11:45	08:00	11:15	0	0	0	07:35	07:00	07:00	07:00	07:35	08:00	08:00	08:15	11:15	11:45	08:00	11:15	0	0	07:35	
71	292	191	89	116	159	114	45	14	4	0	0	0	0	691	71	292	191	89	116	159	114	45	14	4	0	0	0	691	
24	134	123	290	789	1169	930	435	163	59	14	4	0	0	4142	24	134	123	290	789	1169	930	435	163	59	14	4	0	0	4142
0%	2%	2%	5%	12%	18%	13%	7%	3%	1%	0%	0%	0%	0%	65%	0%	2%	2%	5%	12%	18%	13%	7%	3%	1%	0%	0%	0%	65%	
13:30	13:45	13:30	13:45	14:30	17:45	17:45	15:30	16:00	16:00	16:15	15:30	0	0	1536	13:30	13:45	13:30	13:45	14:30	17:45	17:45	15:30	16:00	1					

South Bound

Table with columns: Time, < 15, 15 - 19, 20 - 24, 25 - 29, 30 - 34, 35 - 39, 40 - 44, 45 - 49, 50 - 54, 55 - 59, 60 - 64, 65 - 69, 70 +, Total. Rows represent 15-minute intervals from 00:00 AM to 23:45.

Summary table with columns: AM Volumes, PM Volumes, Directional Peak Periods, All Classes. Includes sub-tables for AM Peak Hour, PM Peak Hour, and Directional Peak Periods with Volume and % columns.

Table with columns: Street Name, Direction, 15th, 50th, Average, 85th, 95th, ADT. Rows include N Hiatus Rd and N Hiatus Rd South Bound.

**Summary**

Time	< 15	15 - 19	20 - 24	25 - 29	30 - 34	35 - 39	40 - 44	45 - 49	50 - 54	55 - 59	60 - 64	65 - 69	70 +	Total
00:00 AM	0	0	0	0	3	4	5	4	2	0	0	0	0	18
00:15	0	0	0	0	0	5	2	3	3	1	0	0	0	14
00:30	0	0	0	0	1	2	2	2	0	2	1	0	0	10
00:45	0	1	0	0	0	4	2	0	2	0	0	0	0	9
01:00	0	0	0	0	6	1	2	0	0	0	1	0	0	10
01:15	0	0	0	0	0	2	1	3	0	0	0	0	0	6
01:30	0	0	0	0	1	0	1	1	0	1	0	0	0	4
01:45	0	0	0	0	0	2	3	2	0	2	0	0	0	9
02:00	0	0	0	0	0	1	2	1	1	1	0	0	0	5
02:15	0	0	0	0	0	0	0	0	3	0	0	0	0	3
02:30	0	0	0	0	0	0	0	1	0	1	1	0	0	3
02:45	0	0	0	0	1	1	3	0	1	0	0	0	0	6
03:00	0	0	0	0	0	0	0	0	0	0	0	0	0	0
03:15	0	0	0	0	0	0	0	0	1	0	0	0	0	1
03:30	0	0	0	0	1	0	1	0	1	0	1	0	0	4
03:45	0	0	0	0	0	3	3	2	0	0	0	0	0	5
04:00	0	0	0	0	0	1	0	1	0	0	0	0	0	2
04:15	0	0	0	0	1	2	2	3	1	1	0	1	0	11
04:30	0	0	0	0	0	6	3	4	3	2	0	0	0	18
04:45	0	0	1	1	4	2	5	1	2	2	0	0	0	18
05:00	0	0	0	0	0	2	1	4	0	1	1	0	0	9
05:15	0	0	0	0	2	4	3	2	1	0	0	0	0	14
05:30	0	0	0	5	6	8	1	10	3	0	1	0	0	34
05:45	0	1	0	5	4	13	6	7	5	0	0	0	0	41
06:00	0	0	0	0	7	8	16	2	2	4	1	0	0	40
06:15	0	0	3	3	5	19	5	11	2	3	2	1	0	54
06:30	0	0	0	2	5	21	17	13	9	2	0	0	0	70
06:45	0	0	0	4	19	30	37	9	7	0	0	0	0	106
07:00	9	21	43	37	30	14	2	2	0	0	0	0	0	158
07:15	25	84	68	32	20	7	3	1	0	0	0	0	0	240
07:30	34	109	107	36	13	2	2	0	0	0	0	0	0	303
07:45	33	135	70	45	15	3	2	0	0	0	0	0	0	309
08:00	0	6	49	73	72	45	14	8	1	1	0	0	0	216
08:15	0	0	1	2	29	72	53	27	10	0	4	0	0	198
08:30	0	0	1	12	36	47	48	32	9	5	1	1	0	192
08:45	1	0	1	2	11	48	71	27	14	3	1	0	1	180
09:00	0	0	0	5	17	49	37	16	9	0	0	0	0	139
09:15	0	3	1	6	30	33	33	20	6	0	0	1	0	132
09:30	0	0	1	6	18	34	42	17	8	1	1	0	0	128
09:45	0	0	0	3	16	38	38	13	3	1	0	0	0	112
10:00	0	1	1	6	26	49	42	18	9	1	0	0	0	153
10:15	0	0	0	3	21	59	34	28	6	0	1	0	0	152
10:30	0	0	0	2	24	35	46	25	5	2	2	0	0	141
10:45	0	0	0	2	24	41	46	19	5	3	1	0	0	141
11:00	0	0	1	6	11	42	40	33	9	3	0	0	0	145
11:15	0	0	0	1	32	67	45	18	7	1	2	1	0	174
11:30	0	0	0	4	5	51	43	18	6	2	1	0	0	130
11:45	0	0	0	5	18	38	47	39	11	4	1	0	0	163
12:00 PM	0	0	0	4	22	38	57	33	7	1	1	0	0	183
12:15	0	0	0	0	20	44	59	24	7	1	2	0	0	157
12:30	0	0	0	4	24	47	56	21	6	3	1	1	0	163
12:45	1	1	0	1	19	41	49	28	11	2	2	2	0	157
13:00	0	0	0	15	18	62	42	22	4	1	0	1	0	165
13:15	0	0	0	2	17	72	63	24	10	1	2	0	0	191
13:30	0	2	2	13	40	70	47	19	2	1	1	0	0	197
13:45	2	6	22	71	85	46	19	4	2	0	0	0	0	257
14:00	14	74	56	39	28	11	5	1	0	1	0	0	0	229
14:15	10	41	54	57	24	18	4	2	1	0	0	0	0	211
14:30	0	5	1	15	44	54	31	26	7	1	2	0	0	186
14:45	0	2	2	38	60	80	38	11	2	0	0	0	0	233
15:00	1	1	0	13	69	63	42	14	1	0	0	0	0	203
15:15	0	0	2	11	40	82	68	36	11	1	1	0	0	252
15:30	0	0	0	6	10	41	89	54	26	6	1	0	0	233
15:45	0	0	0	1	18	65	65	44	19	6	2	1	0	221
16:00	0	0	0	1	20	68	62	44	14	11	3	0	0	223
16:15	0	0	0	2	8	85	65	55	6	2	3	1	0	203
16:30	0	0	0	4	15	50	73	46	19	7	4	0	0	218
16:45	0	0	0	0	15	47	67	42	25	13	1	0	0	210
17:00	0	0	0	3	19	68	92	47	19	7	2	1	0	258
17:15	1	13	8	24	43	62	60	29	7	4	0	0	0	251
17:30	0	0	2	11	54	67	79	49	12	1	1	0	0	275
17:45	0	0	2	7	66	81	63	44	11	6	3	0	0	283
18:00	0	0	0	4	25	70	94	32	14	2	1	1	0	243
18:15	0	0	0	4	39	77	67	33	9	0	2	0	0	231
18:30	0	0	0	2	14	71	64	36	11	7	1	0	0	206
18:45	0	0	0	3	35	64	65	23	9	2	1	0	0	202
19:00	0	0	0	16	32	64	46	34	5	1	1	0	0	182
19:15	0	0	0	6	19	55	51	30	6	0	1	0	0	168
19:30	0	0	0	9	31	45	42	31	7	3	0	0	0	168
19:45	0	1	0	6	18	36	51	25	11	3	1	0	0	152
20:00	0	0	0	6	26	35	50	17	9	1	0	0	0	144
20:15	0	0	1	4	34	43	28	8	7	0	1	1	0	127
20:30	0	0	0	11	33	36	27	13	5	2	0	0	0	123
20:45	0	0	0	10	23	33	29	15	0	2	0	0	0	112
21:00	0	0	0	0	18	24	16	7	6	3	0	0	0	74
21:15	0	0	2	5	18	36	21	20	7	2	0	0	0	111
21:30	0	0	0	2	18	18	21	15	3	1	0	0	0	78
21:45	0	0	0	8	5	8	21	14	13	2	1	0	0	64
22:00	0	0	0	3	12	13	20	11	3	1	1	0	0	64
22:15	0	1	0	4	7	12	21	3	3	1	0	1	0	53
22:30	0	0	1	3	5	6	10	4	4	1	0	1	0	35
22:45	0	0	0	2	1	6	13	8	5	2	0	0	0	37
23:00	0	0	0	0	4	13	6	5	1	2	0	0	0	31
23:15	0	0	0	0	1	7	11	9	2	0	0	0	0	34
23:30	0	0	0	0	2	8	5	3	0	1	1	0	0	20
23:45	0	0	0	0	0	4	3	5	2	1	0	0	0	15
<b>Totals</b>	<b>131</b>	<b>507</b>	<b>468</b>	<b>728</b>	<b>1732</b>	<b>3055</b>	<b>2907</b>	<b>1571</b>	<b>551</b>	<b>170</b>	<b>63</b>	<b>18</b>	<b>2</b>	<b>11904</b>
<b>% of Totals</b>	<b>1%</b>	<b>4%</b>	<b>4%</b>	<b>6%</b>	<b>15%</b>	<b>26%</b>	<b>24%</b>	<b>13%</b>	<b>5%</b>	<b>1%</b>	<b>1%</b>	<b>0%</b>	<b>0%</b>	<b>100%</b>

AM Volumes	103	363	307	286	530	945	837	492	173	50	21	6	2	4072
% AM	1%	3%	3%	2%	4%	8%	7%	4%	1%	0%	0%	0%	0%	34%
AM Peak Hour	07:00	07:00	07:00	07:15	07:45	08:00	11:45	11:45	08:15	11:00	08:00	04:15	05:45	07:35
Volume	151	349	281	162	153	229	213	117	42	10	6	2	1	1122
PM Volumes	29	140	161	442	1202	2110	2070	1119	378	120	42	13	0	7832
% PM	0%	1%	1%	4%	10%	18%	17%	9%	3%	1%	0%	0%	0%	66%
PM Peak Hour	13:30	13:45	13:30	13:45	14:30	17:45	17:30	15:30	16:00	15:45	12:15	0	0	1748
Volume	26	126	134	182	213	299	303	197	88	37	11	4	0	1067
<b>Directional Peak Periods</b>	<b>AM 7-9</b>			<b>NOON 12-2</b>				<b>PM 4-6</b>			<b>Off Peak Volumes</b>			
<b>All Classes</b>	Volume 1850			Volume 1470				Volume 1921			Volume 6663			
	% 16%			% 12%				% 16%			% 56%			

Street Name	Direction	Percentiles					
		15th	50th	Average	85th	95th	ADT
N Hiatus Rd	Summary	30	39	38	47	52	119

# SPEED

N Hiatus Rd S/O NE Lake Blvd

Day: Wednesday

Date: 5/17/2023

City: Hollywood

Project #: FL23\_140259\_012n

## North Bound

Time	< 15	15 - 19	20 - 24	25 - 29	30 - 34	35 - 39	40 - 44	45 - 49	50 - 54	55 - 59	60 - 64	65 - 69	70 +	Total
00:00 AM	0	0	0	0	4	11	5	5	2	2	0	0	0	29
01:00	0	0	0	0	2	2	2	3	0	0	0	0	0	9
02:00	0	0	0	1	1	2	1	2	2	0	0	0	0	9
03:00	0	0	0	0	1	2	1	0	0	0	0	0	0	4
04:00	0	0	1	0	2	8	1	3	2	0	0	0	0	17
05:00	0	1	0	10	6	12	4	7	3	0	0	0	0	43
06:00	0	0	3	8	21	43	37	8	8	2	0	0	0	130
07:00	71	252	165	60	29	5	3	0	0	0	0	0	0	585
08:00	1	6	11	59	116	159	111	27	8	6	1	0	0	505
09:00	0	3	2	16	58	93	74	16	7	0	0	0	0	269
10:00	0	1	0	8	71	106	85	21	6	1	0	0	0	299
11:00	0	0	0	9	51	127	70	38	7	3	3	0	0	308
12:00 PM	1	1	0	7	60	127	107	33	13	1	2	0	0	352
13:00	1	4	21	73	98	134	76	28	5	0	0	0	0	440
14:00	20	115	89	89	98	83	33	12	1	1	1	0	0	542
15:00	1	0	2	24	82	126	127	78	34	8	2	1	0	485
16:00	0	0	0	3	25	87	118	106	56	27	7	3	0	432
17:00	1	13	9	29	110	157	125	56	24	9	2	1	0	536
18:00	0	0	0	11	78	171	140	37	11	4	0	0	0	452
19:00	0	0	0	22	73	112	85	34	6	2	0	0	0	334
20:00	0	0	1	19	92	77	62	13	3	1	0	1	0	269
21:00	0	0	2	9	48	58	21	18	4	3	0	0	0	163
22:00	0	1	1	9	18	21	24	9	5	1	0	0	0	89
23:00	0	0	0	1	6	15	12	11	1	2	0	0	0	48
<b>Totals</b>	<b>96</b>	<b>397</b>	<b>307</b>	<b>467</b>	<b>1150</b>	<b>1738</b>	<b>1324</b>	<b>565</b>	<b>208</b>	<b>73</b>	<b>18</b>	<b>6</b>		<b>6349</b>
<b>% of Totals</b>	<b>2%</b>	<b>6%</b>	<b>5%</b>	<b>7%</b>	<b>18%</b>	<b>27%</b>	<b>21%</b>	<b>9%</b>	<b>3%</b>	<b>1%</b>	<b>0%</b>	<b>0%</b>		<b>100%</b>

<b>AM Volumes</b>	72	263	182	171	362	570	394	130	45	14	4	0	0	2207
<b>% AM</b>	1%	4%	3%	3%	6%	9%	6%	2%	1%	0%	0%			35%
<b>AM Peak Hour</b>	07:00	07:00	07:00	07:00	08:00	08:00	08:00	11:00	06:00	08:00	11:00			07:00
<b>Volume</b>	71	252	165	60	116	159	111	38	8	6	3			585
<b>PM Volumes</b>	24	134	125	296	788	1168	930	435	163	59	14	6	0	4142
<b>% PM</b>	0%	2%	2%	5%	12%	18%	15%	7%	3%	1%	0%	0%		65%
<b>PM Peak Hour</b>	14:00	14:00	14:00	14:00	17:00	18:00	18:00	16:00	16:00	16:00	16:00	16:00	16:00	14:00
<b>Volume</b>	20	115	89	89	110	171	140	106	56	27	7	3		542

Directional Peak Periods All Speeds	AM 7-9		NOON 12-2		PM 4-6		Off Peak Volumes	
	Volume	%	Volume	%	Volume	%	Volume	%
	1090	↔ 17%	792	↔ 12%	968	↔ 15%	3499	↔ 55%

Street Name	Direction	Percentiles					ADT
		15th	50th	Average	85th	95th	
N Hiatus Rd	North Bound	27	37	36	45	50	6349
N Hiatus Rd	South Bound	32	41	40	48	53	5555



# SPEED

N Hiatus Rd S/O NE Lake Blvd

Day: Wednesday

Date: 5/17/2023

City: Hollywood

Project #: FL23\_140259\_012s

## South Bound

Time	< 15	15 - 19	20 - 24	25 - 29	30 - 34	35 - 39	40 - 44	45 - 49	50 - 54	55 - 59	60 - 64	65 - 69	70 +	Total
00:00 AM	0	1	0	0	0	4	6	4	5	1	1	0	0	22
01:00	0	0	0	0	0	4	3	3	0	4	0	0	0	14
02:00	0	0	0	0	0	2	2	1	2	1	0	0	0	8
03:00	0	0	0	0	0	1	2	0	2	0	1	0	0	6
04:00	0	0	0	1	3	3	9	6	4	5	0	1	0	32
05:00	0	0	0	2	6	15	7	16	6	1	1	1	0	55
06:00	0	0	0	1	15	35	38	27	12	7	3	1	1	140
07:00	30	97	123	90	49	21	6	3	0	0	0	0	0	419
08:00	0	0	0	6	33	80	106	73	33	3	5	1	1	341
09:00	0	0	0	3	23	61	76	50	19	2	1	1	0	236
10:00	0	0	1	5	24	78	83	69	19	5	4	0	0	288
11:00	0	0	1	7	15	71	105	70	26	7	1	1	0	304
12:00 PM	0	0	0	2	25	63	114	73	18	6	4	3	0	308
13:00	1	4	3	28	62	116	95	41	13	3	3	1	0	370
14:00	4	7	24	60	58	80	45	28	9	1	1	0	0	317
15:00	0	0	0	7	55	125	137	70	23	5	2	0	0	424
16:00	0	0	1	4	33	114	149	81	27	10	3	0	0	422
17:00	0	0	2	16	72	121	169	113	25	9	4	0	0	531
18:00	0	0	0	2	35	111	150	87	32	7	5	1	0	430
19:00	0	1	0	9	27	78	105	86	23	5	2	0	0	336
20:00	0	0	6	12	24	60	72	40	18	4	1	0	0	237
21:00	0	0	0	3	14	41	51	37	13	5	1	0	0	165
22:00	0	0	0	3	7	16	40	17	10	4	1	2	0	100
23:00	0	0	0	0	2	17	13	11	4	2	1	0	0	50
<b>Totals</b>	<b>35</b>	<b>110</b>	<b>161</b>	<b>261</b>	<b>582</b>	<b>1317</b>	<b>1583</b>	<b>1006</b>	<b>343</b>	<b>97</b>	<b>45</b>	<b>13</b>	<b>2</b>	<b>5555</b>
<b>% of Totals</b>	<b>1%</b>	<b>2%</b>	<b>3%</b>	<b>5%</b>	<b>10%</b>	<b>24%</b>	<b>28%</b>	<b>18%</b>	<b>6%</b>	<b>2%</b>	<b>1%</b>	<b>0%</b>	<b>0%</b>	<b>100%</b>

<b>AM Volumes</b>	30	98	125	115	168	375	443	322	128	36	17	6	2	1865
<b>% AM</b>	1%	2%	2%	2%	3%	7%	8%	6%	2%	1%	0%	0%	0%	34%
<b>AM Peak Hour</b>	07:00	07:00	07:00	07:00	07:00	08:00	08:00	08:00	08:00	06:00	08:00	04:00	06:00	07:00
<b>Volume</b>	30	97	123	90	49	80	106	73	33	7	5	1	1	419
<b>PM Volumes</b>	5	12	36	146	414	942	1140	684	215	61	28	7	0	3690
<b>% PM</b>	0%	0%	1%	3%	7%	17%	21%	12%	4%	1%	1%	0%		66%
<b>PM Peak Hour</b>	14:00	14:00	14:00	14:00	17:00	15:00	17:00	17:00	18:00	16:00	18:00	12:00		17:00
<b>Volume</b>	4	7	24	60	72	125	169	113	32	10	5	3		531

Directional Peak Periods All Speeds	AM 7-9		NOON 12-2		PM 4-6		Off Peak Volumes	
	Volume	%	Volume	%	Volume	%	Volume	%
	760	↔ 14%	678	↔ 12%	953	↔ 17%	3164	↔ 57%

Street Name	Direction	Percentiles					ADT
		15th	50th	Average	85th	95th	
N Hiatus Rd	North Bound	27	37	36	45	50	6349
N Hiatus Rd	South Bound	32	41	40	48	53	5555

# SPEED

N Hiatus Rd S/O NE Lake Blvd

Day: Wednesday

Date: 5/17/2023

City: Hollywood

Project #: FL23\_140259\_012

## Summary

Time	< 15	15 - 19	20 - 24	25 - 29	30 - 34	35 - 39	40 - 44	45 - 49	50 - 54	55 - 59	60 - 64	65 - 69	70 +	Total
00:00 AM	0	1	0	0	4	15	11	9	7	3	1	0	0	51
01:00	0	0	0	0	2	6	5	6	0	4	0	0	0	23
02:00	0	0	0	1	1	4	3	3	4	1	0	0	0	17
03:00	0	0	0	0	1	3	3	0	2	0	1	0	0	10
04:00	0	0	1	1	5	11	10	9	6	5	0	1	0	49
05:00	0	1	0	12	12	27	11	23	9	1	1	1	0	98
06:00	0	0	3	9	36	78	75	35	20	9	3	1	1	270
07:00	101	349	288	150	78	26	9	3	0	0	0	0	0	1004
08:00	1	6	11	65	149	239	217	100	41	9	6	1	1	846
09:00	0	3	2	19	81	154	150	66	26	2	1	1	0	505
10:00	0	1	1	13	95	184	168	90	25	6	4	0	0	587
11:00	0	0	1	16	66	198	175	108	33	10	4	1	0	612
12:00 PM	1	1	0	9	85	190	221	106	31	7	6	3	0	660
13:00	2	8	24	101	160	250	171	69	18	3	3	1	0	810
14:00	24	122	113	149	156	163	78	40	10	2	2	0	0	859
15:00	1	0	2	31	137	251	264	148	57	13	4	1	0	909
16:00	0	0	1	7	58	201	267	187	83	37	10	3	0	854
17:00	1	13	11	45	182	278	294	169	49	18	6	1	0	1067
18:00	0	0	0	13	113	282	290	124	43	11	5	1	0	882
19:00	0	1	0	31	100	190	190	120	29	7	2	0	0	670
20:00	0	0	7	31	116	137	134	53	21	5	1	1	0	506
21:00	0	0	2	12	62	99	72	55	17	8	1	0	0	328
22:00	0	1	1	12	25	37	64	26	15	5	1	2	0	189
23:00	0	0	0	1	8	32	25	22	5	4	1	0	0	98
<b>Totals</b>	<b>131</b>	<b>507</b>	<b>468</b>	<b>728</b>	<b>1732</b>	<b>3055</b>	<b>2907</b>	<b>1571</b>	<b>551</b>	<b>170</b>	<b>63</b>	<b>19</b>	<b>2</b>	<b>11904</b>
<b>% of Totals</b>	<b>1%</b>	<b>4%</b>	<b>4%</b>	<b>6%</b>	<b>15%</b>	<b>26%</b>	<b>24%</b>	<b>13%</b>	<b>5%</b>	<b>1%</b>	<b>1%</b>	<b>0%</b>	<b>0%</b>	<b>100%</b>

<b>AM Volumes</b>	102	361	307	286	530	945	837	452	173	50	21	6	2	4072
<b>% AM</b>	1%	3%	3%	2%	4%	8%	7%	4%	1%	0%	0%	0%	0%	34%
<b>AM Peak Hour</b>	07:00	07:00	07:00	07:00	08:00	08:00	08:00	11:00	08:00	11:00	08:00	04:00	06:00	07:00
<b>Volume</b>	101	349	288	150	149	239	217	108	41	10	6	1	1	1004
<b>PM Volumes</b>	29	146	161	442	1202	2110	2070	1119	378	120	42	13	0	7832
<b>% PM</b>	0%	1%	1%	4%	10%	18%	17%	9%	3%	1%	0%	0%	0%	66%
<b>PM Peak Hour</b>	14:00	14:00	14:00	14:00	17:00	18:00	17:00	16:00	16:00	16:00	16:00	12:00	17:00	17:00
<b>Volume</b>	24	122	113	149	182	282	294	187	83	37	10	3	0	1067

Directional Peak Periods All Speeds	AM 7-9		NOON 12-2		PM 4-6		Off Peak Volumes	
	Volume	%	Volume	%	Volume	%	Volume	%
	1850	16%	1470	12%	1921	16%	6663	56%

Street Name	Direction	Percentiles					ADT
		15th	50th	Average	85th	95th	
N Hiatus Rd	Summary	30	39	38	47	52	11904

Day: Wednesday  
 Date: 5/17/2023

City: Hollywood  
 Project #: FL23\_140259\_012

DAILY TOTALS												Total
				NB		SB		EB		WB		Total
				6,349		5,555		0		0		11,904
AM Period	NB	SB	EB	WB	TOTAL	PM Period	NB	SB	EB	WB	TOTAL	
00:00	11	7	0	0	18	12:00	101	82	0	0	183	
00:15	6	8	0	0	14	12:15	80	77	0	0	157	
00:30	6	4	0	0	10	12:30	92	71	0	0	163	
00:45	6	29	3	0	9	12:45	79	352	78	308	157	
01:00	2	2	0	0	4	13:00	95	70	0	0	165	
01:15	3	3	0	0	6	13:15	96	95	0	0	191	
01:30	2	2	0	0	4	13:30	88	109	0	0	197	
01:45	2	9	7	14	9	13:45	161	440	96	370	257	
02:00	3	2	0	0	5	14:00	147	82	0	0	229	
02:15	1	2	0	0	3	14:15	144	67	0	0	211	
02:30	0	3	0	0	3	14:30	110	76	0	0	186	
02:45	5	9	1	8	6	14:45	141	542	92	317	233	
03:00	0	0	0	0	0	15:00	111	92	0	0	203	
03:15	0	1	0	0	1	15:15	123	129	0	0	252	
03:30	1	3	0	0	4	15:30	121	112	0	0	233	
03:45	3	4	2	6	5	15:45	130	485	91	424	221	
04:00	2	0	0	0	2	16:00	118	105	0	0	223	
04:15	5	6	0	0	11	16:15	102	101	0	0	203	
04:30	6	12	0	0	18	16:30	112	106	0	0	218	
04:45	4	17	14	32	18	16:45	100	432	110	422	210	
05:00	2	7	0	0	9	17:00	124	134	0	0	258	
05:15	5	9	0	0	14	17:15	129	122	0	0	251	
05:30	16	18	0	0	34	17:30	132	143	0	0	275	
05:45	20	43	21	55	41	17:45	151	536	132	531	283	
06:00	20	20	0	0	40	18:00	108	135	0	0	243	
06:15	24	30	0	0	54	18:15	121	110	0	0	231	
06:30	30	40	0	0	70	18:30	109	97	0	0	206	
06:45	56	130	50	140	106	18:45	114	452	88	430	202	
07:00	82	76	0	0	158	19:00	88	94	0	0	182	
07:15	135	105	0	0	240	19:15	80	88	0	0	168	
07:30	174	129	0	0	303	19:30	89	79	0	0	168	
07:45	194	585	109	419	303	19:45	77	334	75	336	152	
08:00	187	89	0	0	276	20:00	78	66	0	0	144	
08:15	105	93	0	0	198	20:15	72	55	0	0	127	
08:30	114	78	0	0	192	20:30	71	52	0	0	123	
08:45	99	505	81	341	180	20:45	48	269	64	237	112	
09:00	71	62	0	0	133	21:00	40	34	0	0	74	
09:15	69	63	0	0	132	21:15	53	58	0	0	111	
09:30	67	61	0	0	128	21:30	39	39	0	0	78	
09:45	62	269	50	236	112	21:45	31	163	34	165	65	
10:00	88	65	0	0	153	22:00	31	33	0	0	64	
10:15	67	85	0	0	152	22:15	27	26	0	0	53	
10:30	77	64	0	0	141	22:30	19	16	0	0	35	
10:45	67	299	74	288	141	22:45	12	89	25	100	37	
11:00	67	78	0	0	145	23:00	17	14	0	0	31	
11:15	99	75	0	0	174	23:15	16	16	0	0	32	
11:30	60	70	0	0	130	23:30	9	11	0	0	20	
11:45	82	308	81	304	163	23:45	6	48	9	50	15	
<b>TOTALS</b>	<b>2207</b>	<b>1865</b>	<b>0</b>	<b>0</b>	<b>4072</b>	<b>TOTALS</b>	<b>4142</b>	<b>3690</b>	<b>0</b>	<b>0</b>	<b>7832</b>	
<b>SPLIT %</b>	<b>54.2%</b>	<b>45.8%</b>	<b>0%</b>	<b>0%</b>	<b>34.2%</b>	<b>SPLIT %</b>	<b>52.9%</b>	<b>47.1%</b>	<b>0%</b>	<b>0%</b>	<b>65.8%</b>	
<b>DAILY TOTALS</b>												<b>Total</b>
				<b>NB</b>		<b>SB</b>		<b>EB</b>		<b>WB</b>		<b>Total</b>
				<b>6,349</b>		<b>5,555</b>		<b>0</b>		<b>0</b>		<b>11,904</b>
AM Peak Hour	07:15	07:15			07:15	PM Peak Hour	13:45	17:15			17:00	
AM Pk Volume	690	432			1122	PM Pk Volume	562	532			1067	
Pk Hr Factor	0.889	0.837			0.926	Pk Hr Factor	0.873	0.930			0.943	
7 - 9 Volume	1090	760	0	0	1850	4 - 6 Volume	968	953	0	0	1921	
7 - 9 Peak Hour	07:15	07:15			07:15	4 - 6 Peak Hour	17:00	17:00			17:00	
7 - 9 Pk Volume	690	432	0	0	1122	4 - 6 Pk Volume	536	531	0	0	1067	
Pk Hr Factor	0.889	0.837	0.000	0.000	0.926	Pk Hr Factor	0.887	0.928	0.000	0.000	0.943	



North Bound														
Time	< 15	15 - 19	20 - 24	25 - 29	30 - 34	35 - 39	40 - 44	45 - 49	50 - 54	55 - 59	60 - 64	65 - 69	70 +	Total
00:00 AM	0	0	0	0	1	2	1	0	1	1	0	0	0	6
00:15	0	0	0	0	0	5	2	0	1	0	0	0	0	8
00:30	0	0	0	0	1	1	2	1	0	0	0	0	0	5
00:45	0	0	0	0	1	0	1	0	1	0	0	0	0	3
01:00	0	0	0	0	0	3	2	0	0	0	0	0	0	4
01:15	0	0	0	0	1	2	0	0	0	0	0	0	0	3
01:30	0	0	0	0	1	2	1	1	0	0	0	0	0	5
01:45	0	0	0	0	0	0	0	0	0	0	0	0	0	0
02:00	0	0	0	0	0	3	0	0	0	0	0	0	0	3
02:15	0	0	0	0	1	1	1	1	0	0	0	0	0	4
02:30	0	0	0	0	0	0	0	0	0	0	0	0	0	1
02:45	0	0	0	0	0	1	1	0	0	0	0	0	0	2
03:00	0	0	0	0	0	0	0	0	0	0	0	0	0	0
03:15	0	0	0	0	1	0	0	0	1	0	0	0	0	2
03:30	0	0	0	0	1	2	0	0	1	0	0	0	0	4
03:45	0	0	0	0	1	2	1	2	0	0	0	0	0	6
04:00	0	0	0	0	1	1	1	0	1	0	0	0	0	4
04:15	0	0	0	1	1	0	0	0	1	0	0	0	0	3
04:30	0	0	0	0	0	3	0	0	1	0	0	0	0	4
04:45	0	0	0	0	2	0	4	3	0	0	0	0	0	9
05:00	0	0	0	0	2	1	0	2	2	0	0	0	0	7
05:15	0	0	0	0	1	3	0	0	1	0	0	0	0	5
05:30	0	0	0	2	4	2	3	0	0	0	0	0	0	11
05:45	0	0	1	2	5	5	4	2	1	0	0	0	0	20
06:00	0	0	0	0	2	8	2	1	1	0	0	0	0	14
06:15	0	0	0	4	0	9	6	3	1	1	0	0	0	24
06:30	0	0	0	2	1	6	8	6	0	0	0	0	0	29
06:45	0	0	0	2	6	13	15	3	1	0	0	0	0	40
07:00	10	15	21	16	4	0	0	0	0	0	0	0	0	66
07:15	15	64	39	13	1	1	0	0	0	0	0	0	0	133
07:30	19	65	37	19	6	1	0	0	0	0	0	0	0	147
07:45	39	76	51	27	12	0	0	0	0	0	0	0	0	205
08:00	7	10	13	55	43	40	6	3	1	0	0	0	0	178
08:15	0	0	1	14	32	35	24	8	1	1	0	0	0	116
08:30	0	1	1	8	37	31	18	2	2	1	0	0	0	101
08:45	0	0	1	22	34	24	12	1	0	1	0	0	0	95
09:00	0	0	0	3	17	37	13	4	1	0	0	1	0	76
09:15	0	0	0	5	16	17	18	9	1	0	0	0	0	66
09:30	0	0	0	3	11	25	13	9	1	0	1	0	0	63
09:45	0	0	1	2	16	24	18	4	0	0	0	1	0	66
10:00	0	0	4	14	14	31	13	6	1	1	1	0	0	71
10:15	0	1	3	4	15	29	14	5	1	0	0	0	0	72
10:30	0	0	4	4	11	25	34	6	1	0	0	0	0	81
10:45	0	0	0	4	12	30	12	10	3	1	0	0	0	74
11:00	0	0	0	10	22	24	10	4	2	1	1	0	0	74
11:15	0	0	1	5	13	35	22	5	3	0	0	0	0	84
11:30	0	0	0	3	19	39	18	11	2	2	0	0	0	94
11:45	0	0	0	12	36	28	21	8	0	2	1	0	0	108
12:00 PM	0	0	1	3	23	37	19	6	1	0	0	0	0	90
12:15	0	0	0	5	22	27	19	10	2	0	0	0	0	85
12:30	0	0	0	5	28	35	17	2	3	0	0	0	0	90
12:45	0	0	0	2	20	37	23	6	1	2	0	0	0	91
13:00	0	0	0	3	31	38	23	2	1	0	0	0	0	98
13:15	0	0	0	7	27	32	20	8	4	0	0	0	0	98
13:30	0	0	1	5	30	35	15	9	2	0	0	0	0	97
13:45	7	10	19	37	48	28	1	0	1	0	0	0	0	151
14:00	12	52	40	31	8	2	1	0	0	0	0	0	0	146
14:15	2	49	39	21	13	2	2	0	0	0	0	0	0	128
14:30	1	4	6	11	44	42	22	2	1	0	0	0	0	133
14:45	0	0	1	5	36	44	26	11	1	0	0	0	0	124
15:00	0	0	11	22	54	58	18	6	2	1	0	0	0	172
15:15	0	1	4	16	32	41	23	7	4	0	0	0	0	128
15:30	0	0	11	23	40	34	11	3	2	0	0	0	0	124
15:45	0	0	1	7	26	39	24	14	2	0	0	0	0	113
16:00	0	0	5	5	22	43	20	9	0	0	0	0	0	104
16:15	0	0	3	8	31	43	20	9	3	0	0	0	0	117
16:30	0	0	0	7	26	30	32	5	5	0	0	0	0	114
16:45	0	0	3	8	17	40	29	14	2	0	0	0	0	113
17:00	0	0	0	12	26	43	25	9	1	0	0	0	0	116
17:15	0	0	0	1	22	41	47	7	2	1	0	0	0	121
17:30	0	0	1	10	44	53	37	2	1	0	0	0	0	148
17:45	0	0	0	5	36	61	30	8	1	0	0	0	0	141
18:00	0	0	6	6	35	29	23	5	1	0	0	0	0	105
18:15	0	0	1	10	26	33	31	10	5	0	0	0	0	116
18:30	0	0	1	3	28	48	15	11	3	0	0	0	0	109
18:45	0	0	0	1	25	40	26	10	2	0	0	0	0	104
19:00	0	0	0	6	31	19	23	33	9	4	1	0	0	90
19:15	0	1	0	5	18	33	18	12	1	1	1	0	0	90
19:30	0	0	2	4	21	20	17	4	0	0	0	0	0	68
19:45	0	0	0	5	16	32	19	6	0	2	1	0	0	81
20:00	0	0	0	1	17	23	14	8	2	0	0	0	0	65
20:15	0	0	1	2	9	20	16	4	1	0	0	0	0	53
20:30	0	0	0	6	9	16	15	1	2	0	0	0	0	48
20:45	0	0	0	0	4	13	11	6	0	0	0	0	0	34
21:00	0	0	0	2	10	12	12	5	1	1	0	0	0	43
21:15	0	0	0	1	3	17	4	2	0	0	0	0	0	27
21:30	0	0	0	3	4	13	3	4	2	1	0	1	0	31
21:45	0	0	0	6	6	7	5	1	1	2	0	0	0	17
22:00	0	0	0	0	5	9	9	4	2	0	0	0	0	29
22:15	0	0	0	1	2	3	4	1	2	0	0	0	0	13
22:30	0	0	0	3	7	6	1	4	0	0	1	0	0	22
22:45	0	0	1	1	3	5	5	0	1	0	0	0	0	16
23:00	0	0	0	0	1	3	3	2	0	1	0	0	0	10
23:15	0	0	0	0	2	4	2	1	0	0	0	0	0	10
23:30	0	0	0	1	1	3	2	3	1	0	0	0	0	11
23:45	1	0	0	0	1	3	0	2	1	0	0	0	0	9
<b>Totals</b>	<b>113</b>	<b>349</b>	<b>317</b>	<b>532</b>	<b>1352</b>	<b>1876</b>	<b>1147</b>	<b>401</b>	<b>111</b>	<b>27</b>	<b>10</b>	<b>3</b>		<b>6238</b>
<b>% of Totals</b>	<b>2%</b>	<b>6%</b>	<b>5%</b>	<b>9%</b>	<b>22%</b>	<b>30%</b>	<b>18%</b>	<b>6%</b>	<b>2%</b>	<b>0%</b>	<b>0%</b>	<b>0%</b>		<b>100%</b>

AM Peak Hour														
AM Volumes	90	233	170	229	390	561	332	129	36	11	8	-1	0	2194
% AM	1%	4%	3%	4%	6%	9%	5%	2%	1%	0%	0%	0%	0%	35%
AM Peak Hour	07:00	07:30	07:00	07:30	08:00	08:30	11:15	11:30	10:45	11:00	08:45	09:00		07:35
Volume	83	220	141	111	134	140	80	32	10	5	2	2		651
PM Peak Hour														
PM Volumes	23	117	147	303	950	1315	815	272	75	16	4	-1	0	4044
% PM	0%	2%	2%	5%	15%	21%	13%	4%	1%	0%	0%	0%	0%	65%
PM Peak Hour	13:45	13:45	13:45	13:45	14:30	17:00	17:00	15:30	16:15	15:00	15:00	20:45		13:45
Volume	22	115	104	100	166	198	139	43	14	4	2	4		558

Directional Peak Periods				
All Classes	AM 7-9	NOON 12-2	PM 4-6	Off Peak Volumes
Volume	1041	800	974	3423
%	17%	13%	16%	55%

Percentiles							
Street Name	Direction	15th	50th	Average	85th	95th	ADT
N Hiatus Rd	North Bound	26	36	35	43	48	6238
N Hiatus Rd	South Bound	33	41	41	49	54	5588

Day: Thursday  
Date: 5/18/2023

N Hiatus Rd S/O NE Lake Blvd

City: Hollywood  
Project #: FL23\_140259\_012s

Time	< 15	15 - 19	20 - 24	25 - 29	30 - 34	35 - 39	40 - 44	45 - 49	50 - 54	55 - 59	60 - 64	65 - 69	70 +	Total
00:00 AM	0	0	0	0	1	2	2	2	2	2	0	0	0	11
00:15	0	0	0	0	0	1	0	8	0	0	0	0	0	9
00:30	0	0	0	0	3	0	1	0	0	0	0	0	0	4
00:45	0	0	0	0	0	2	0	3	0	1	0	0	0	6
01:00	0	0	0	0	0	0	2	1	2	0	0	0	0	5
01:15	0	0	0	0	0	0	0	1	1	0	0	0	0	2
01:30	0	0	0	0	1	1	2	0	0	0	0	0	0	4
01:45	0	0	0	1	0	1	0	1	1	1	0	0	0	5
02:00	0	0	0	0	0	1	2	1	0	0	1	0	0	5
02:15	0	0	0	0	0	1	0	0	0	0	0	0	0	1
02:30	0	0	0	0	0	0	2	1	0	0	0	0	0	3
02:45	0	0	0	0	0	0	0	1	0	1	0	1	0	3
03:00	0	0	0	0	0	0	0	0	0	0	0	0	0	0
03:15	0	0	0	0	0	1	1	0	1	1	1	0	0	4
03:30	0	0	0	0	0	0	0	0	1	1	1	0	0	3
03:45	0	0	0	0	0	0	0	0	0	0	0	0	0	0
04:00	0	0	0	1	0	0	0	0	0	0	0	0	1	2
04:15	0	0	0	1	0	2	2	0	0	0	0	0	0	5
04:30	0	0	0	0	0	0	2	2	2	0	0	0	0	6
04:45	1	0	0	0	0	0	2	4	4	2	2	0	0	15
05:00	0	0	0	1	0	1	1	2	0	0	0	0	1	6
05:15	0	0	0	0	0	0	1	0	0	0	1	0	0	2
05:30	0	0	0	0	0	1	8	6	2	1	0	0	0	18
05:45	0	0	0	0	2	0	6	5	3	2	0	0	0	18
06:00	0	0	0	0	1	6	6	3	2	3	0	0	0	23
06:15	0	0	0	0	2	7	5	11	5	3	1	0	1	35
06:30	0	0	0	0	3	4	9	7	4	1	0	0	0	35
06:45	0	0	0	1	8	12	11	18	3	0	0	0	0	53
07:00	0	2	15	22	22	9	3	1	0	0	0	0	0	74
07:15	7	19	28	26	22	9	4	0	0	0	0	0	0	115
07:30	14	16	29	37	19	3	2	0	0	0	0	0	0	120
07:45	2	34	30	27	24	6	1	0	0	0	0	0	0	124
08:00	0	0	3	30	34	14	7	1	1	1	0	0	0	92
08:15	0	0	0	11	10	19	21	27	5	3	1	1	0	98
08:30	0	0	0	3	4	8	20	25	6	2	2	1	0	71
08:45	0	0	0	1	2	19	31	19	12	4	0	0	0	88
09:00	0	0	0	0	3	17	28	18	3	3	1	0	1	74
09:15	0	0	0	0	4	14	19	14	8	4	0	0	0	64
09:30	0	0	1	8	4	14	14	17	5	0	1	0	0	64
09:45	0	0	0	3	2	11	33	17	5	2	0	0	0	73
10:00	0	0	0	0	2	9	21	16	6	2	0	0	0	56
10:15	0	0	0	1	0	13	19	10	7	1	0	0	0	53
10:30	0	0	0	1	3	17	22	15	4	6	1	0	0	69
10:45	0	0	0	1	4	8	24	12	5	3	1	0	0	68
11:00	0	0	0	2	10	13	26	10	4	3	0	1	0	69
11:15	0	0	0	0	10	14	19	14	3	2	0	1	0	63
11:30	0	0	0	4	4	20	22	19	9	4	1	0	0	83
11:45	0	0	0	0	2	20	22	19	5	2	0	0	0	70
12:00 PM	0	0	0	0	2	17	23	26	7	5	1	0	0	83
12:15	0	0	2	2	4	15	29	14	11	5	0	0	0	82
12:30	0	0	0	6	16	20	23	19	7	4	1	0	0	96
12:45	0	0	0	2	6	17	31	14	3	2	1	1	0	77
13:00	0	0	0	3	8	16	25	11	6	3	0	0	0	72
13:15	0	0	0	3	9	27	33	17	8	0	0	1	0	98
13:30	0	0	0	4	19	25	25	20	2	0	0	0	0	95
13:45	0	0	0	3	16	44	34	11	1	0	0	0	0	109
14:00	0	5	13	28	8	11	5	2	0	0	0	0	0	72
14:15	3	4	16	12	20	4	2	3	0	0	0	0	0	64
14:30	0	0	0	0	6	22	27	19	6	1	2	0	0	83
14:45	0	0	0	5	18	22	39	18	3	0	0	0	0	105
15:00	0	0	0	6	24	33	27	21	6	0	0	0	0	117
15:15	0	0	2	2	19	14	29	24	6	1	1	0	0	98
15:30	0	0	0	3	5	31	32	26	10	0	0	0	0	107
15:45	0	0	0	4	18	19	38	24	5	0	0	1	0	109
16:00	0	0	2	4	5	43	35	16	4	2	0	0	0	111
16:15	0	0	0	6	18	9	38	38	14	8	3	0	1	111
16:30	0	0	0	1	7	29	49	24	6	1	2	0	0	119
16:45	0	0	0	1	17	23	41	21	6	3	0	0	0	112
17:00	0	0	0	3	21	37	32	19	17	2	0	0	0	131
17:15	0	0	0	0	7	36	44	16	9	0	1	0	0	113
17:30	0	0	1	6	12	39	42	33	6	0	0	1	0	140
17:45	0	0	0	8	14	40	33	23	6	0	1	0	0	126
18:00	0	0	0	0	6	41	36	31	8	2	0	0	0	124
18:15	0	1	0	1	16	52	43	20	2	1	0	0	0	136
18:30	0	0	0	3	6	25	29	24	5	4	2	1	0	99
18:45	0	0	0	2	7	22	30	19	15	2	2	0	0	99
19:00	0	0	0	0	11	3	49	27	10	2	2	0	0	84
19:15	0	0	0	0	9	23	25	17	11	2	1	0	0	88
19:30	0	0	1	2	3	14	33	14	10	1	1	0	0	79
19:45	1	0	2	0	3	15	33	21	5	1	0	0	0	81
20:00	0	0	0	0	4	24	19	15	7	1	0	0	0	70
20:15	0	0	0	0	3	23	13	7	5	1	0	1	0	53
20:30	0	0	0	0	5	17	18	10	3	5	1	1	0	62
20:45	0	0	0	0	5	16	16	6	2	2	1	0	0	48
21:00	0	0	0	2	2	6	8	12	8	1	0	0	0	39
21:15	0	0	0	0	5	13	8	6	2	0	0	1	0	43
21:30	0	0	0	2	4	7	12	6	4	0	0	0	0	35
21:45	0	0	0	0	11	6	7	4	3	3	1	1	0	28
22:00	0	0	0	0	0	9	9	6	2	0	0	1	0	27
22:15	0	0	0	0	3	5	9	3	3	0	1	0	0	24
22:30	0	0	0	2	4	2	6	3	1	0	0	0	0	18
22:45	0	0	0	0	0	7	4	2	1	0	1	0	0	15
23:00	0	0	0	2	0	3	4	3	2	0	0	1	0	15
23:15	0	0	0	0	0	2	6	4	1	1	1	0	0	15
23:30	0	0	0	0	1	0	0	1	2	0	0	0	0	4
23:45	0	1	0	0	0	3	3	1	2	0	0	1	0	11
<b>Totals</b>	<b>28</b>	<b>82</b>	<b>143</b>	<b>281</b>	<b>582</b>	<b>1259</b>	<b>1572</b>	<b>1027</b>	<b>385</b>	<b>125</b>	<b>43</b>	<b>17</b>	<b>4</b>	<b>5588</b>
<b>% of Totals</b>	<b>1%</b>	<b>1%</b>	<b>3%</b>	<b>5%</b>	<b>10%</b>	<b>23%</b>	<b>28%</b>	<b>18%</b>	<b>7%</b>	<b>2%</b>	<b>1%</b>	<b>0%</b>	<b>0%</b>	<b>100%</b>
<b>AM Volumes</b>	<b>24</b>	<b>73</b>	<b>105</b>	<b>155</b>	<b>199</b>	<b>320</b>	<b>439</b>	<b>339</b>	<b>124</b>	<b>64</b>	<b>19</b>	<b>6</b>	<b>3</b>	<b>1868</b>
<b>% AM</b>	<b>0%</b>	<b>1%</b>	<b>2%</b>	<b>3%</b>	<b>4%</b>	<b>6%</b>	<b>8%</b>	<b>2%</b>	<b>1%</b>	<b>0%</b>	<b>0%</b>	<b>0%</b>	<b>0%</b>	<b>33%</b>
<b>AM Peak Hour</b>	<b>07:00</b>	<b>07:00</b>	<b>07:00</b>	<b>07:00</b>	<b>07:15</b>	<b>08:00</b>	<b>10:15</b>	<b>08:15</b>	<b>11:30</b>	<b>11:30</b>	<b>05:45</b>	<b>07:45</b>	<b>04:15</b>	<b>07:35</b>
<b>Volume</b>	<b>22</b>	<b>71</b>	<b>102</b>	<b>112</b>	<b>95</b>	<b>120</b>	<b>101</b>	<b>88</b>	<b>32</b>	<b>36</b>	<b>5</b>	<b>2</b>	<b>1</b>	<b>821</b>
<b>PM Volumes</b>	<b>4</b>	<b>11</b>	<b>40</b>	<b>129</b>	<b>383</b>	<b>977</b>	<b>1133</b>	<b>688</b>	<b>261</b>	<b>61</b>	<b>24</b>	<b>11</b>	<b>1</b>	<b>3720</b>
<b>% PM</b>	<b>0%</b>	<b>0%</b>	<b>1%</b>	<b>2%</b>	<b>7%</b>	<b>17%</b>	<b>20%</b>	<b>12%</b>	<b>5%</b>	<b>1%</b>	<b>0%</b>	<b>0%</b>	<b>0%</b>	<b>67%</b>
<b>PM Peak Hour</b>	<b>13:30</b>	<b>13:30</b>	<b>13:30</b>	<b>13:30</b>	<b>14:15</b>	<b>17:00</b>	<b>16:00</b>	<b>17:00</b>	<b>18:45</b>	<b>12:00</b>	<b>18:30</b>	<b>12:30</b>	<b>20:30</b>	<b>13:30</b>
<b>Volume</b>	<b>3</b>	<b>9</b>	<b>29</b>	<b>47</b>	<b>68</b>	<b>172</b>	<b>166</b>	<b>107</b>	<b>46</b>	<b>16</b>	<b>7</b>	<b>2</b>	<b>0</b>	<b>526</b>
<b>Directional Peak Periods</b>	<b>AM 7-9</b>			<b>NOON 12-2</b>			<b>PM 4-6</b>			<b>Off Peak Volumes</b>				
<b>All Classes</b>	<b>Volume</b>	<b>%</b>	<b>Volume</b>	<b>%</b>	<b>Volume</b>	<b>%</b>	<b>Volume</b>	<b>%</b>	<b>Volume</b>	<b>%</b>	<b>Volume</b>	<b>%</b>		
	<b>782</b>	<b>14%</b>	<b>712</b>	<b>13%</b>	<b>963</b>	<b>17%</b>	<b>3131</b>	<b>56%</b>						

Day: Thursday  
Date: 5/18/2023

N Hiatus Rd S/O NE Lake Blvd

City: Hollywood  
Project #: FL23\_140259\_012

Summary

Time	< 15	15 - 19	20 - 24	25 - 29	30 - 34	35 - 39	40 - 44	45 - 49	50 - 54	55 - 59	60 - 64	65 - 69	70 +	Total
00:00 AM	0	0	0	0	2	4	3	2	3	3	0	0	0	17
00:15	0	0	0	0	0	6	2	8	1	0	0	0	0	17
00:30	0	0	0	0	4	1	3	1	0	0	0	0	0	9
00:45	0	0	0	0	0	2	1	3	1	1	0	0	0	9
01:00	0	0	0	0	0	3	4	1	2	0	0	0	0	8
01:15	0	0	0	0	1	2	0	1	1	0	0	0	0	5
01:30	0	0	0	0	1	3	2	3	0	0	0	0	0	9
01:45	0	0	0	1	0	1	0	1	1	1	0	0	0	5
02:00	0	0	0	0	0	4	2	1	0	0	1	0	0	8
02:15	0	0	0	0	1	2	1	1	0	0	0	0	0	5
02:30	0	0	0	0	0	0	2	1	1	1	0	0	0	4
02:45	0	0	0	0	0	1	1	1	0	1	0	1	0	5
03:00	0	0	0	0	0	0	0	0	0	0	0	0	0	0
03:15	0	0	0	0	1	1	1	0	2	1	0	0	0	6
03:30	0	0	0	0	1	2	0	0	2	1	1	0	0	7
03:45	0	0	0	0	0	1	2	1	2	0	0	0	0	6
04:00	0	0	0	1	0	1	1	0	1	0	0	1	0	6
04:15	0	0	0	2	1	2	2	0	1	0	0	0	0	8
04:30	0	0	0	0	0	3	2	2	3	0	0	0	0	10
04:45	1	0	0	2	0	4	5	4	2	2	2	0	0	24
05:00	0	0	0	1	2	2	1	4	2	0	0	0	0	13
05:15	0	0	0	1	3	0	1	1	0	0	1	0	0	7
05:30	0	0	0	2	4	3	11	6	2	1	0	0	0	29
05:45	0	0	1	2	7	5	10	7	4	2	0	0	0	38
06:00	0	0	0	0	3	14	8	4	3	2	3	0	0	37
06:15	0	0	0	4	2	16	11	14	6	4	1	0	1	59
06:30	0	0	0	1	2	9	10	17	13	7	4	1	0	64
06:45	0	0	0	3	14	25	26	21	4	0	0	0	0	93
07:00	10	17	36	38	26	9	3	1	0	0	0	0	0	140
07:15	22	83	67	39	23	10	4	0	0	0	0	0	0	248
07:30	33	81	66	56	25	4	2	0	0	0	0	0	0	267
07:45	41	110	81	54	36	6	1	0	0	0	0	0	0	329
08:00	7	10	15	58	73	74	20	10	2	1	1	0	0	270
08:15	0	0	1	25	42	54	45	35	6	4	1	1	0	214
08:30	0	1	1	11	41	39	38	27	8	3	2	1	0	172
08:45	0	0	2	24	53	55	31	13	4	1	0	0	0	183
09:00	0	0	0	3	20	54	41	22	4	3	1	1	1	150
09:15	0	0	0	5	18	31	37	23	9	4	0	0	0	127
09:30	0	0	1	11	15	30	27	26	6	0	2	0	0	127
09:45	0	0	1	5	18	35	51	21	5	2	0	1	0	139
10:00	0	0	4	16	40	34	22	7	3	1	0	0	0	127
10:15	0	1	3	5	15	42	33	15	8	2	1	0	0	125
10:30	0	0	0	5	14	42	56	21	5	6	1	0	0	150
10:45	0	0	0	5	16	38	46	22	8	4	1	0	0	140
11:00	0	0	0	12	32	37	36	14	6	4	1	1	0	143
11:15	0	0	1	5	23	49	41	19	6	2	0	1	0	147
11:30	0	0	0	7	23	59	40	30	11	6	1	0	0	177
11:45	0	0	0	12	38	48	43	27	5	4	1	0	0	178
12:00 PM	0	0	1	3	25	54	44	32	8	5	1	0	0	173
12:15	0	0	2	7	26	42	48	24	13	5	0	0	0	167
12:30	0	0	0	11	44	55	40	21	10	4	1	0	0	186
12:45	0	0	0	4	26	54	54	20	4	4	1	1	0	168
13:00	0	0	0	6	39	54	48	13	7	3	0	0	0	170
13:15	0	0	0	10	36	59	53	25	12	0	0	1	0	196
13:30	0	0	1	5	49	60	40	29	4	0	0	0	0	192
13:45	7	10	19	40	64	72	35	11	2	0	0	0	0	260
14:00	12	57	53	59	16	13	6	2	0	0	0	0	0	218
14:15	5	53	55	33	33	6	4	3	0	0	0	0	0	192
14:30	1	4	6	11	50	64	49	21	7	1	2	0	0	216
14:45	0	0	1	10	54	66	65	29	4	0	0	0	0	229
15:00	0	0	0	13	28	78	91	45	27	8	1	0	0	288
15:15	0	1	6	18	51	55	52	31	10	1	1	0	0	226
15:30	0	0	0	14	28	71	66	37	13	2	0	0	0	231
15:45	0	0	1	11	44	58	62	38	7	0	0	1	0	222
16:00	0	0	7	9	27	86	55	25	4	2	0	0	0	215
16:15	0	0	0	8	40	81	58	23	11	3	0	1	1	228
16:30	0	0	0	8	33	68	81	29	11	1	2	0	0	233
16:45	0	0	3	9	34	63	70	35	8	3	0	0	0	225
17:00	0	0	0	15	47	80	57	28	18	2	0	0	0	247
17:15	0	0	0	1	29	77	91	23	11	1	1	0	0	234
17:30	0	0	2	16	56	92	79	35	7	0	0	1	0	288
17:45	0	0	1	13	50	101	63	31	7	0	1	0	0	267
18:00	0	0	6	6	41	70	59	36	9	2	0	0	0	229
18:15	0	1	1	11	42	85	74	30	7	1	0	0	0	252
18:30	0	0	1	6	34	73	44	35	8	4	2	1	0	208
18:45	0	0	0	3	32	62	56	29	17	2	2	0	0	203
19:00	0	0	0	2	22	42	60	26	14	3	2	0	0	174
19:15	0	1	0	5	27	56	43	29	12	3	2	0	0	178
19:30	0	0	3	6	24	34	50	18	10	1	1	0	0	147
19:45	1	0	2	5	19	47	52	27	5	3	1	0	0	162
20:00	0	0	0	1	21	47	33	23	9	1	0	0	0	135
20:15	0	0	1	2	12	43	29	11	6	1	0	1	0	106
20:30	0	0	0	8	14	33	23	11	5	1	1	0	0	111
20:45	0	0	0	9	29	27	12	2	2	1	0	0	0	82
21:00	0	0	0	4	12	18	20	17	9	2	0	0	0	82
21:15	0	0	0	1	8	30	12	10	6	2	0	0	1	70
21:30	0	0	0	5	8	20	15	10	6	1	0	1	0	66
21:45	0	0	0	1	5	34	9	4	4	3	1	0	0	44
22:00	0	0	0	0	5	18	18	10	4	0	0	1	0	56
22:15	0	0	0	1	5	8	13	4	5	0	1	0	0	37
22:30	0	0	0	5	11	8	7	7	1	0	1	0	0	40
22:45	0	0	1	1	3	12	9	2	2	0	1	0	0	31
23:00	0	0	0	2	1	6	7	5	2	1	0	1	0	25
23:15	0	0	0	0	2	6	8	5	1	2	1	0	0	25
23:30	0	0	0	1	2	3	2	4	3	0	0	0	0	15
23:45	1	1	0	0	1	6	3	3	3	0	1	1	0	20
<b>Totals</b>	<b>141</b>	<b>431</b>	<b>462</b>	<b>813</b>	<b>1934</b>	<b>3178</b>	<b>2719</b>	<b>1428</b>	<b>498</b>	<b>152</b>	<b>53</b>	<b>20</b>	<b>4</b>	<b>11826</b>
<b>% of Totals</b>	<b>1%</b>	<b>4%</b>	<b>4%</b>	<b>7%</b>	<b>16%</b>	<b>27%</b>	<b>23%</b>	<b>12%</b>	<b>4%</b>	<b>1%</b>	<b>0%</b>	<b>0%</b>	<b>0%</b>	<b>100%</b>

AM Volumes	114	303	275	384	599	881	771	498	160	75	25	8	3	4062	
% AM	1%	3%	3%	5%	5%	7%	7%	4%	1%	0%	0%	0%	0%	34%	
AM Peak Hour	07:00	07:00	07:00	07:15	07:45	08:00	08:15	08:15	11:30	11:30	05:45	08:15	04:15	07:35	
Volume	196	291	291	207	192	220	179	115	37	29	5	3	29	1114	
PM Volumes	27	128	187	429	1339	2292	1948	960	336	77	28	12	1	7760	
% PM	0%	1%	2%	4%	11%	19%	16%	8%	3%	0%	0%	0%	0%	66%	
PM Peak Hour	13:45	13:45	13:45	13:45	14:30	17:00	16:30	15:00	18:45	12:00	18:30	17:30	20:30	17:30	
Volume	25	124	131	143	231	350	299	133	53	18	8	2	1	1036	
<b>Directional Peak Periods</b>	<b>AM 7-9</b>				<b>NOON 12-2</b>				<b>PM 4-6</b>				<b>Off Peak Volumes</b>		
<b>All Classes</b>	Volume				Volume				Volume				Volume		
	1823				1512				1937				6554		
	15%				13%				16%				55%		

Street Name	Direction	Percentiles				
		15th	50th	Average	85th	95th
N Hiatus Rd	Summary	30	38	38		

# SPEED

N Hiatus Rd S/O NE Lake Blvd

Day: Thursday  
Date: 5/18/2023

City: Hollywood  
Project #: FL23\_140259\_012n

## North Bound

Time	< 15	15 - 19	20 - 24	25 - 29	30 - 34	35 - 39	40 - 44	45 - 49	50 - 54	55 - 59	60 - 64	65 - 69	70 +	Total
00:00 AM	0	0	0	0	3	8	6	1	3	1	0	0	0	22
01:00	0	0	0	0	2	6	3	1	0	0	0	0	0	12
02:00	0	0	0	0	1	5	2	1	1	0	0	0	0	10
03:00	0	0	0	1	2	4	1	2	2	0	0	0	0	12
04:00	0	0	0	3	1	8	4	0	3	0	1	0	0	20
05:00	0	0	1	5	14	8	7	5	3	0	0	0	0	43
06:00	0	0	1	8	14	36	31	13	3	1	0	0	0	107
07:00	83	220	148	75	23	2	0	0	0	0	0	0	0	551
08:00	7	11	15	78	134	140	72	25	5	2	1	0	0	490
09:00	0	0	1	13	60	103	62	26	3	0	1	2	0	271
10:00	0	1	3	16	52	115	73	27	6	2	1	0	0	296
11:00	0	0	1	30	90	126	71	28	7	5	2	0	0	360
12:00 PM	0	0	1	15	93	136	78	24	7	2	0	0	0	356
13:00	7	10	20	52	136	133	59	19	8	0	0	0	0	444
14:00	15	105	86	68	101	90	51	13	2	0	0	0	0	531
15:00	0	1	16	56	135	178	99	38	11	3	0	0	0	537
16:00	0	0	11	28	96	165	101	37	10	0	0	0	0	448
17:00	0	0	1	28	128	198	139	26	5	1	0	0	0	526
18:00	0	0	8	20	114	150	95	36	11	0	0	0	0	434
19:00	0	1	2	15	74	108	87	31	5	4	2	0	0	329
20:00	0	0	1	9	39	72	56	19	5	0	0	0	0	201
21:00	0	0	0	6	18	49	24	12	4	4	0	1	0	118
22:00	0	0	1	5	17	23	19	9	5	0	1	0	0	80
23:00	1	0	0	1	5	13	7	8	2	2	1	0	0	40
<b>Totals</b>	<b>113</b>	<b>349</b>	<b>317</b>	<b>532</b>	<b>1352</b>	<b>1876</b>	<b>1147</b>	<b>401</b>	<b>111</b>	<b>27</b>	<b>10</b>	<b>3</b>		<b>6238</b>
<b>% of Totals</b>	<b>2%</b>	<b>6%</b>	<b>5%</b>	<b>9%</b>	<b>22%</b>	<b>30%</b>	<b>18%</b>	<b>6%</b>	<b>2%</b>	<b>0%</b>	<b>0%</b>	<b>0%</b>		<b>100%</b>

<b>AM Volumes</b>	90	232	170	229	396	561	332	129	36	11	6	2	0	2194
<b>% AM</b>	1%	4%	3%	4%	6%	9%	5%	2%	1%	0%	0%	0%	0%	35%
<b>AM Peak Hour</b>	07:00	07:00	07:00	08:00	08:00	08:00	10:00	11:00	11:00	11:00	11:00	09:00		07:00
<b>Volume</b>	83	220	148	78	134	140	73	28	7	5	2	2		551
<b>PM Volumes</b>	23	117	147	303	956	1315	815	272	75	16	4	1	0	4044
<b>% PM</b>	0%	2%	2%	5%	15%	21%	13%	4%	1%	0%	0%	0%	0%	65%
<b>PM Peak Hour</b>	14:00	14:00	14:00	14:00	13:00	17:00	17:00	15:00	15:00	19:00	19:00	21:00		15:00
<b>Volume</b>	15	105	86	68	136	198	139	38	11	4	2	1		537

Directional Peak Periods All Speeds	AM 7-9		NOON 12-2		PM 4-6		Off Peak Volumes	
	Volume	%	Volume	%	Volume	%	Volume	%
	1041	↔ 17%	800	↔ 13%	974	↔ 16%	3423	↔ 55%

Street Name	Direction	Percentiles					ADT
		15th	50th	Average	85th	95th	
N Hiatus Rd	North Bound	26	36	35	43	48	6238
N Hiatus Rd	South Bound	33	41	41	49	54	5588



# SPEED

N Hiatus Rd S/O NE Lake Blvd

Day: Thursday  
Date: 5/18/2023

City: Hollywood  
Project #: FL23\_140259\_012s

## South Bound

Time	< 15	15 - 19	20 - 24	25 - 29	30 - 34	35 - 39	40 - 44	45 - 49	50 - 54	55 - 59	60 - 64	65 - 69	70 +	Total
00:00 AM	0	0	0	0	4	5	3	13	2	3	0	0	0	30
01:00	0	0	0	1	0	2	3	5	4	1	0	0	0	16
02:00	0	0	0	0	0	2	4	3	0	1	1	1	0	12
03:00	0	0	0	0	0	1	1	0	2	2	1	0	0	7
04:00	1	0	0	2	0	2	6	6	6	2	2	1	0	28
05:00	0	0	0	1	2	2	16	13	5	3	1	0	1	44
06:00	0	0	0	1	14	29	31	39	17	9	5	0	1	146
07:00	23	71	102	112	87	27	10	1	0	0	0	0	0	433
08:00	0	0	2	18	46	80	86	78	24	10	3	2	0	349
09:00	0	0	1	11	11	56	94	66	21	9	2	0	1	272
10:00	0	0	0	3	9	47	96	53	22	13	3	0	0	246
11:00	0	0	0	6	26	67	89	62	21	11	1	2	0	285
12:00 PM	0	0	2	10	28	69	108	73	28	16	3	1	0	338
13:00	0	0	0	13	52	112	117	59	17	3	0	1	0	374
14:00	3	9	29	45	52	59	73	42	9	1	2	0	0	324
15:00	0	0	2	15	66	97	126	95	27	1	1	1	0	431
16:00	0	0	2	6	38	133	163	75	24	9	2	1	0	453
17:00	0	0	2	17	54	152	151	91	38	2	2	1	0	510
18:00	0	1	0	6	35	140	138	94	30	9	4	1	0	458
19:00	1	0	3	3	18	71	118	69	36	6	4	0	0	329
20:00	0	0	0	2	17	80	66	38	17	9	2	2	0	233
21:00	0	0	0	5	15	33	32	29	21	4	1	0	1	141
22:00	0	0	0	2	7	23	28	14	7	0	2	1	0	84
23:00	0	1	0	2	1	8	13	9	7	1	1	2	0	45
<b>Totals</b>	<b>28</b>	<b>82</b>	<b>145</b>	<b>281</b>	<b>582</b>	<b>1297</b>	<b>1572</b>	<b>1027</b>	<b>385</b>	<b>125</b>	<b>43</b>	<b>17</b>	<b>4</b>	<b>5588</b>
<b>% of Totals</b>	<b>1%</b>	<b>1%</b>	<b>3%</b>	<b>5%</b>	<b>10%</b>	<b>23%</b>	<b>28%</b>	<b>18%</b>	<b>7%</b>	<b>2%</b>	<b>1%</b>	<b>0%</b>	<b>0%</b>	<b>100%</b>

<b>AM Volumes</b>	24	71	105	155	199	320	439	339	124	64	19	6	3	1868
<b>% AM</b>	0%	1%	2%	3%	4%	6%	8%	6%	2%	1%	0%	0%	0%	33%
<b>AM Peak Hour</b>	07:00	07:00	07:00	07:00	07:00	08:00	10:00	08:00	08:00	10:00	06:00	08:00	05:00	07:00
<b>Volume</b>	23	71	102	112	87	80	96	78	24	13	5	2	1	433
<b>PM Volumes</b>	4	11	40	126	383	977	1133	688	261	61	24	11	1	3720
<b>% PM</b>	0%	0%	1%	2%	7%	17%	20%	12%	5%	1%	0%	0%	0%	67%
<b>PM Peak Hour</b>	14:00	14:00	14:00	14:00	15:00	17:00	16:00	15:00	17:00	12:00	18:00	20:00	21:00	17:00
<b>Volume</b>	3	9	29	45	66	152	163	95	38	16	4	2	1	510

Directional Peak Periods All Speeds	AM 7-9		NOON 12-2		PM 4-6		Off Peak Volumes	
	Volume	%	Volume	%	Volume	%	Volume	%
	782	↔ 14%	712	↔ 13%	963	↔ 17%	3131	↔ 56%

Street Name	Direction	Percentiles					ADT
		15th	50th	Average	85th	95th	
N Hiatus Rd	North Bound	26	36	35	43	48	6238
N Hiatus Rd	South Bound	33	41	41	49	54	5588

# SPEED

N Hiatus Rd S/O NE Lake Blvd

Day: Thursday  
Date: 5/18/2023

City: Hollywood  
Project #: FL23\_140259\_012

## Summary

Time	< 15	15 - 19	20 - 24	25 - 29	30 - 34	35 - 39	40 - 44	45 - 49	50 - 54	55 - 59	60 - 64	65 - 69	70 +	Total
00:00 AM	0	0	0	0	7	13	9	14	5	4	0	0	0	52
01:00	0	0	0	1	2	8	6	6	4	1	0	0	0	28
02:00	0	0	0	0	1	7	6	4	1	1	1	1	0	22
03:00	0	0	0	1	2	5	2	2	4	2	1	0	0	19
04:00	1	0	0	5	1	10	10	6	9	2	3	1	0	48
05:00	0	0	1	6	16	10	23	18	8	3	1	0	1	87
06:00	0	0	1	9	28	65	62	52	20	10	5	0	1	253
07:00	106	291	250	187	110	29	10	1	0	0	0	0	0	984
08:00	7	11	17	96	180	220	158	103	29	12	4	2	0	839
09:00	0	0	2	24	71	159	156	92	24	9	3	2	1	543
10:00	0	1	3	19	61	162	169	80	28	15	4	0	0	542
11:00	0	0	1	36	116	193	160	90	28	16	3	2	0	645
12:00 PM	0	0	3	25	121	205	186	97	35	18	3	1	0	694
13:00	7	10	20	65	188	245	176	78	25	3	0	1	0	818
14:00	18	114	115	113	153	149	124	55	11	1	2	0	0	855
15:00	0	1	18	71	201	275	225	133	38	4	1	1	0	968
16:00	0	0	13	34	134	298	264	112	34	9	2	1	0	901
17:00	0	0	3	45	182	350	290	117	43	3	2	1	0	1036
18:00	0	1	8	26	149	290	233	130	41	9	4	1	0	892
19:00	1	1	5	18	92	179	205	100	41	10	6	0	0	658
20:00	0	0	1	11	56	152	122	57	22	9	2	2	0	434
21:00	0	0	0	11	33	82	56	41	25	8	1	1	1	259
22:00	0	0	1	7	24	46	47	23	12	0	3	1	0	164
23:00	1	1	0	3	6	21	20	17	9	3	2	2	0	85
<b>Totals</b>	<b>141</b>	<b>431</b>	<b>462</b>	<b>813</b>	<b>1934</b>	<b>3173</b>	<b>2719</b>	<b>1428</b>	<b>496</b>	<b>152</b>	<b>53</b>	<b>20</b>	<b>4</b>	<b>11826</b>
<b>% of Totals</b>	<b>1%</b>	<b>4%</b>	<b>4%</b>	<b>7%</b>	<b>16%</b>	<b>27%</b>	<b>23%</b>	<b>12%</b>	<b>4%</b>	<b>1%</b>	<b>0%</b>	<b>0%</b>	<b>0%</b>	<b>100%</b>

<b>AM Volumes</b>	114	303	275	384	595	881	771	468	160	75	25	8	3	4062
<b>% AM</b>	1%	3%	2%	3%	5%	7%	7%	4%	1%	1%	0%	0%	0%	34%
<b>AM Peak Hour</b>	07:00	07:00	07:00	07:00	08:00	08:00	10:00	08:00	08:00	11:00	06:00	08:00	05:00	07:00
<b>Volume</b>	106	291	250	187	180	220	169	103	29	16	5	2	1	984
<b>PM Volumes</b>	27	128	187	429	1339	2292	1948	960	336	77	28	12	1	7764
<b>% PM</b>	0%	1%	2%	4%	11%	19%	16%	8%	3%	1%	0%	0%	0%	66%
<b>PM Peak Hour</b>	14:00	14:00	14:00	14:00	15:00	17:00	17:00	15:00	17:00	12:00	19:00	20:00	21:00	17:00
<b>Volume</b>	18	114	115	113	201	350	290	133	43	18	6	2	1	1036

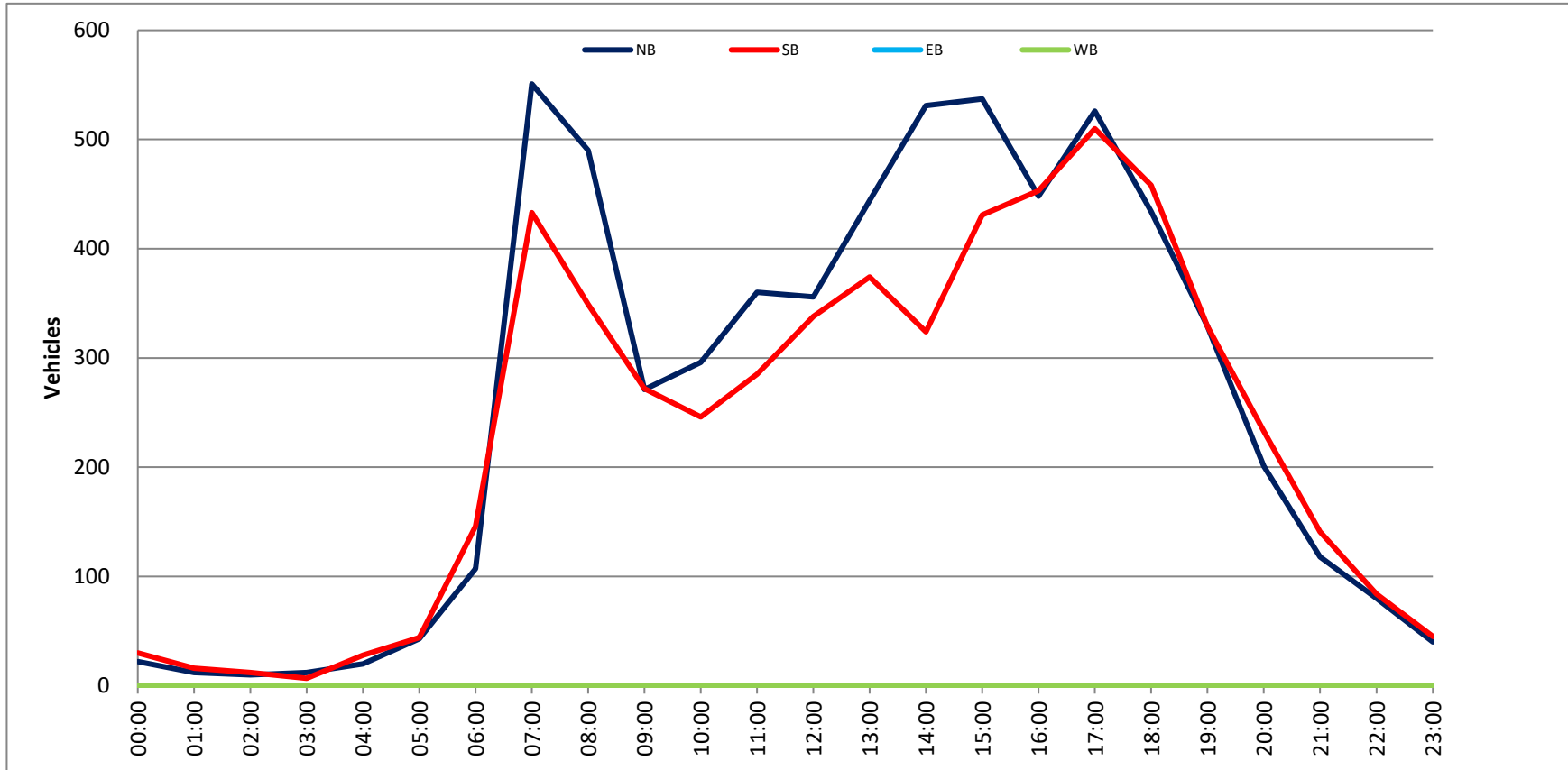
Directional Peak Periods All Speeds	AM 7-9		NOON 12-2		PM 4-6		Off Peak Volumes	
	Volume	%	Volume	%	Volume	%	Volume	%
	1823	↔ 15%	1512	↔ 13%	1937	↔ 16%	6554	↔ 55%

Street Name	Direction	Percentiles					ADT
		15th	50th	Average	85th	95th	
N Hiatus Rd	Summary	30	38	38	46	51	11826

Day: Thursday  
 Date: 5/18/2023

City: Hollywood  
 Project #: FL23\_140259\_012

DAILY TOTALS												Total	
				NB		SB		EB		WB			
				6,238		5,588		0		0		11,826	
AM Period	NB	SB	EB	WB	TOTAL	PMI Period	NB	SB	EB	WB	TOTAL		
00:00	6	11	0	0	17	12:00	90	83	0	0	173		
00:15	8	9	0	0	17	12:15	85	82	0	0	167		
00:30	5	4	0	0	9	12:30	90	96	0	0	186		
00:45	3	22	0	0	9	12:45	91	356	77	338	168	694	
01:00	4	5	0	0	9	13:00	98	72	0	0	170		
01:15	3	2	0	0	5	13:15	98	98	0	0	196		
01:30	5	4	0	0	9	13:30	97	95	0	0	192		
01:45	0	12	0	0	5	13:45	151	444	109	374	260	818	
02:00	3	5	0	0	8	14:00	146	72	0	0	218		
02:15	4	1	0	0	5	14:15	128	64	0	0	192		
02:30	1	3	0	0	4	14:30	133	83	0	0	216		
02:45	2	10	0	0	5	14:45	124	531	105	324	229	855	
03:00	0	0	0	0	0	15:00	172	117	0	0	289		
03:15	2	4	0	0	6	15:15	128	98	0	0	226		
03:30	4	3	0	0	7	15:30	124	107	0	0	231		
03:45	6	12	0	0	6	15:45	113	537	109	431	222	968	
04:00	4	2	0	0	6	16:00	104	111	0	0	215		
04:15	3	5	0	0	8	16:15	117	111	0	0	228		
04:30	4	6	0	0	10	16:30	114	119	0	0	233		
04:45	9	20	0	0	24	16:45	113	448	112	453	225	901	
05:00	7	6	0	0	13	17:00	116	131	0	0	247		
05:15	5	2	0	0	7	17:15	121	113	0	0	234		
05:30	11	18	0	0	29	17:30	148	140	0	0	288		
05:45	20	43	0	0	38	17:45	141	526	126	510	267	1036	
06:00	14	23	0	0	37	18:00	105	124	0	0	229		
06:15	24	35	0	0	59	18:15	109	136	0	0	252		
06:30	29	35	0	0	64	18:30	116	99	0	0	208		
06:45	40	107	0	0	93	18:45	104	434	99	458	203	892	
07:00	66	74	0	0	140	19:00	90	81	0	0	171		
07:15	133	115	0	0	248	19:15	90	88	0	0	178		
07:30	147	120	0	0	267	19:30	68	79	0	0	147		
07:45	205	551	0	0	329	19:45	81	329	81	329	162	658	
08:00	178	92	0	0	270	20:00	65	70	0	0	135		
08:15	116	98	0	0	214	20:15	53	53	0	0	106		
08:30	101	71	0	0	172	20:30	49	62	0	0	111		
08:45	95	490	0	0	183	20:45	34	201	48	233	82	434	
09:00	76	74	0	0	150	21:00	43	39	0	0	82		
09:15	66	61	0	0	127	21:15	27	43	0	0	70		
09:30	63	64	0	0	127	21:30	31	35	0	0	66		
09:45	66	271	0	0	139	21:45	17	118	24	141	41	259	
10:00	71	56	0	0	127	22:00	29	27	0	0	56		
10:15	72	53	0	0	125	22:15	13	24	0	0	37		
10:30	81	69	0	0	150	22:30	22	18	0	0	40		
10:45	72	296	0	0	140	22:45	16	80	15	84	31	164	
11:00	74	69	0	0	143	23:00	10	15	0	0	25		
11:15	84	63	0	0	147	23:15	10	15	0	0	25		
11:30	94	83	0	0	177	23:30	11	4	0	0	15		
11:45	108	360	0	0	178	23:45	9	40	11	45	20	85	
TOTALS	2194	1868			4062	TOTALS	4044	3720			7764		
SPLIT %	54.0%	46.0%			34.3%	SPLIT %	52.1%	47.9%			65.7%		
<b>DAILY TOTALS</b>												<b>Total</b>	
				NB		SB		EB		WB		11,826	
				6,238		5,588		0		0			
AM Peak Hour	07:15	07:15			07:15	PM Peak Hour	13:45	17:30			17:00		
AM Pk Volume	663	451			1114	PM Pk Volume	558	526			1036		
Pk Hr Factor	0.809	0.909			0.847	Pk Hr Factor	0.924	0.939			0.899		
7 - 9 Volume	1041	782	0	0	1823	4 - 6 Volume	974	963	0	0	1937		
7 - 9 Peak Hour	07:15	07:15			07:15	4 - 6 Peak Hour	17:00	17:00			17:00		
7 - 9 Pk Volume	663	451	0	0	1114	4 - 6 Pk Volume	526	510	0	0	1036		
Pk Hr Factor	0.809	0.909	0.909	0.909	0.847	Pk Hr Factor	0.889	0.911	0.911	0.909	0.899		





Time	< 15	15 - 19	20 - 24	25 - 29	30 - 34	35 - 39	40 - 44	45 - 49	50 - 54	55 - 59	60 - 64	65 - 69	70 +	Total
00:00 AM	0	0	0	0	0	4	3	1	3	0	2	0	0	13
00:15	0	0	0	0	1	3	5	2	1	0	0	0	0	12
00:30	0	0	0	0	0	3	3	1	1	0	0	0	0	8
00:45	0	0	0	0	0	3	1	1	0	0	0	0	0	5
01:00	0	0	0	0	0	3	4	1	0	0	0	0	0	7
01:15	0	0	0	0	1	1	2	0	0	0	0	0	0	4
01:30	0	0	0	0	1	3	1	1	0	0	0	0	0	6
01:45	0	0	0	0	0	0	5	0	0	0	0	0	0	5
02:00	0	0	0	0	0	1	0	0	0	0	0	0	0	1
02:15	0	0	0	0	0	0	0	2	0	0	0	0	0	2
02:30	0	0	0	0	0	1	1	0	0	0	0	0	0	4
02:45	0	0	0	0	0	0	0	0	0	0	0	0	0	0
03:00	0	0	0	0	0	0	2	0	1	1	1	0	0	5
03:15	0	0	0	0	0	1	3	1	0	0	0	0	0	5
03:30	0	0	0	0	0	0	0	2	0	0	0	0	0	2
03:45	0	0	0	0	0	0	0	1	0	0	0	0	0	1
04:00	0	0	0	1	0	0	3	2	0	0	0	0	0	6
04:15	0	0	0	0	0	0	0	0	1	0	0	0	0	1
04:30	3	0	0	0	1	1	2	1	0	0	0	0	0	8
04:45	0	0	0	0	0	2	2	4	1	0	0	0	0	9
05:00	0	0	0	1	2	1	0	3	0	1	0	0	0	8
05:15	0	0	0	1	0	3	1	0	1	0	0	0	0	6
05:30	0	0	0	0	1	4	7	4	1	0	0	0	0	17
05:45	0	0	0	0	4	3	3	3	3	1	0	0	0	17
06:00	0	0	0	0	2	5	14	5	0	0	0	0	0	26
06:15	0	1	0	1	1	7	8	3	0	0	0	0	0	21
06:30	0	0	0	0	6	10	9	9	1	0	0	0	0	35
06:45	0	0	0	0	2	10	23	4	3	0	0	0	0	42
07:00	0	0	0	1	3	26	18	8	1	1	0	0	0	58
07:15	0	0	0	0	6	36	37	7	1	0	0	0	0	87
07:30	0	0	1	4	17	22	28	9	1	0	0	0	0	82
07:45	0	0	0	2	12	33	29	15	2	0	0	0	0	99
08:00	0	0	0	1	10	42	28	9	0	0	0	0	0	90
08:15	0	0	0	1	29	27	22	13	1	0	0	0	0	93
08:30	0	0	0	0	8	23	37	12	1	0	0	0	0	81
08:45	0	0	0	0	2	22	39	13	5	1	0	0	0	82
09:00	0	0	0	2	7	27	34	6	4	0	0	0	0	80
09:15	0	0	0	1	1	24	40	9	1	0	0	0	0	77
09:30	0	0	0	0	6	15	28	10	1	0	0	0	0	60
09:45	0	0	0	0	4	21	31	6	1	1	0	0	0	64
10:00	0	0	0	1	3	22	27	6	3	0	0	0	0	62
10:15	0	2	0	1	1	13	20	10	1	0	0	0	0	48
10:30	0	0	0	0	5	15	28	4	1	0	0	0	0	54
10:45	0	0	0	0	7	22	30	8	6	0	0	0	0	73
11:00	0	0	0	0	1	15	33	9	3	0	0	0	0	61
11:15	0	0	0	0	8	25	21	4	3	0	0	0	0	61
11:30	0	0	3	4	7	17	23	12	2	0	0	0	0	68
11:45	0	0	0	2	16	19	27	11	1	0	0	0	0	76
12:00 PM	0	0	0	2	4	20	33	11	1	0	0	0	0	71
12:15	0	0	0	2	8	14	37	8	3	0	0	0	0	72
12:30	0	0	0	1	6	29	30	0	2	0	0	0	0	68
12:45	0	0	1	8	21	33	12	3	0	0	0	0	0	78
13:00	0	0	0	6	16	31	27	1	1	0	0	0	0	82
13:15	0	0	0	0	17	39	28	2	0	0	0	0	0	86
13:30	0	0	0	1	18	35	23	3	1	0	0	0	0	81
13:45	0	0	0	2	12	36	23	3	0	0	0	0	0	76
14:00	0	0	2	1	8	35	26	7	0	0	0	0	0	79
14:15	0	0	0	1	20	23	22	1	1	0	0	0	0	68
14:30	0	0	2	2	13	38	39	4	0	0	0	0	0	98
14:45	0	0	0	4	22	43	32	3	0	0	0	0	0	104
15:00	0	0	0	0	16	56	45	11	0	0	0	0	0	129
15:15	0	0	3	2	36	53	28	8	2	1	0	0	0	133
15:30	0	3	1	4	13	49	45	3	1	0	0	0	0	119
15:45	0	0	0	1	41	44	42	2	1	2	0	0	0	133
16:00	0	0	0	1	17	55	32	7	0	0	0	0	0	112
16:15	0	0	0	3	5	11	48	28	0	0	0	0	0	105
16:30	0	0	0	0	18	55	38	10	1	2	0	0	0	124
16:45	0	0	0	2	13	37	53	13	1	0	0	0	0	119
17:00	0	0	0	1	13	56	41	16	1	0	0	0	0	128
17:15	0	0	0	2	11	50	53	18	0	0	0	0	0	134
17:30	0	0	0	0	17	63	56	10	1	0	0	0	0	147
17:45	0	0	0	1	13	63	39	16	2	0	0	0	0	134
18:00	0	0	0	0	9	53	57	12	2	0	0	0	0	133
18:15	0	0	0	2	18	42	53	17	2	0	0	0	0	134
18:30	0	0	0	1	10	42	37	10	0	0	0	0	0	100
18:45	0	1	0	0	1	32	49	20	6	1	0	0	0	110
19:00	0	0	0	0	6	27	38	20	4	0	0	0	0	95
19:15	0	0	0	0	12	29	32	16	1	0	0	0	0	90
19:30	0	0	0	0	12	42	36	9	1	0	0	0	0	100
19:45	0	0	0	0	6	33	24	7	3	1	0	0	0	74
20:00	0	0	0	1	4	24	29	8	0	0	0	0	0	66
20:15	0	0	0	0	1	20	33	9	1	0	0	0	0	64
20:30	0	0	0	0	6	31	24	13	2	1	0	0	0	74
20:45	0	0	0	2	1	24	27	11	1	1	0	0	0	67
21:00	0	0	0	1	5	19	26	16	3	0	1	0	0	71
21:15	0	0	0	1	1	9	27	8	3	0	0	0	0	49
21:30	0	0	0	0	4	8	13	9	1	1	0	0	0	36
21:45	0	0	0	0	2	12	11	8	2	0	0	0	0	35
22:00	0	0	0	0	4	9	10	9	1	0	0	0	0	33
22:15	0	0	0	1	0	12	14	0	1	0	0	0	0	28
22:30	0	0	0	1	3	8	7	3	0	0	0	0	0	22
22:45	0	0	0	0	2	11	4	4	1	0	0	0	0	22
23:00	0	0	0	0	0	5	6	1	1	0	0	0	0	13
23:15	0	0	0	0	3	2	4	2	0	0	0	0	0	13
23:30	0	0	0	0	2	6	3	0	0	0	0	0	0	11
23:45	0	0	0	0	0	3	3	3	0	0	0	0	0	9
<b>Totals</b>	<b>3</b>	<b>7</b>	<b>15</b>	<b>82</b>	<b>673</b>	<b>2038</b>	<b>2083</b>	<b>617</b>	<b>113</b>	<b>18</b>	<b>5</b>	<b>0</b>	<b>0</b>	<b>5655</b>
<b>% of Totals</b>	<b>0%</b>	<b>0%</b>	<b>0%</b>	<b>1%</b>	<b>12%</b>	<b>36%</b>	<b>37%</b>	<b>11%</b>	<b>2%</b>	<b>0%</b>	<b>0%</b>	<b>0%</b>	<b>0%</b>	<b>100%</b>

Directional Peak Periods	Volume	%	Directional Peak Periods	Volume	%	Directional Peak Periods	Volume	%	Directional Peak Periods	Volume	%
AM Volumes	3	3%	NOON 12-2	614	11%	PM 4-6	1003	18%	Off Peak Volumes	3372	60%
% AM	0%										
AM Peak Hour	03:45 - 09:30	10:45	11:30 - 07:30	07:15	08:30	07:45	10:45	05:00	07:30	07:30	35%
PM Volumes	0	0%									
% PM	0%										
PM Peak Hour	14:45 - 14:45	14:45	15:45 - 17:00	17:00	18:15	18:15	15:00	20:15	17:30	17:30	35%
Volume	3	1%	17	107	232	292	67	4	1	548	35%

Street Name	Direction	15th	50th	Average	85th	95th	ADT
N Hiatus Rd	North Bound	30	38	37	44	47	5672
N Hiatus Rd	South Bound	35	40	40	45	49	5655

SPEED

N Hiatus Rd S/O Stirling Rd

Day: Tuesday  
Date: 5/23/2023

City: Hollywood  
Project #: FL23\_140259\_013

Summary

Table with columns: Time, < 15, 15 - 19, 20 - 24, 25 - 29, 30 - 34, 35 - 39, 40 - 44, 45 - 49, 50 - 54, 55 - 59, 60 - 64, 65 - 69, 70 +, Total. Rows represent 15-minute intervals from 00:00 AM to 23:45.

Summary statistics table including AM Volumes, PM Volumes, PM Peak Hour, Directional Peak Periods (AM 7-9, NOON 12-2, PM 4-6), and Off Peak Volumes.

Table with columns: Street Name, Direction, 15th, 50th, Average, 85th, 95th, ADT. Row: N Hiatus Rd, Summary, 32, 39, 39, 44, 48, 11327.

# SPEED

## N Hiatus Rd S/O Stirling Rd

Day: Tuesday  
Date: 5/23/2023

City: Hollywood  
Project #: FL23\_140259\_013n

### North Bound

Time	< 15	15 - 19	20 - 24	25 - 29	30 - 34	35 - 39	40 - 44	45 - 49	50 - 54	55 - 59	60 - 64	65 - 69	70 +	Total
00:00 AM	0	1	0	2	3	9	2	4	4	0	0	0	0	25
01:00	0	0	0	1	0	1	5	1	0	0	0	0	0	8
02:00	1	0	1	1	1	1	6	1	0	0	0	0	0	12
03:00	0	0	1	1	2	2	3	1	0	0	0	0	0	10
04:00	0	0	0	1	1	4	4	4	1	0	0	0	0	15
05:00	0	0	5	2	1	10	18	9	4	0	0	0	0	49
06:00	0	0	5	14	18	41	39	14	3	0	0	0	0	134
07:00	0	0	12	87	150	194	81	20	1	1	0	0	0	546
08:00	0	0	19	75	114	215	100	23	5	0	1	0	0	552
09:00	0	1	4	24	33	95	78	38	2	1	0	0	0	276
10:00	0	1	19	22	23	82	75	22	4	0	1	0	0	249
11:00	0	0	19	23	38	86	87	22	4	1	0	0	0	280
12:00 PM	0	1	7	29	50	112	83	18	6	0	0	0	0	306
13:00	0	2	18	21	63	136	70	11	1	1	0	0	0	323
14:00	0	1	20	43	114	165	80	19	3	0	0	0	0	445
15:00	0	2	11	38	96	181	128	21	3	0	0	0	0	480
16:00	0	0	22	40	54	161	110	24	0	2	1	0	0	414
17:00	0	0	13	42	98	170	126	38	4	0	0	0	0	491
18:00	0	0	15	30	30	145	128	30	9	1	0	0	0	388
19:00	0	0	14	25	32	88	83	21	5	1	0	0	0	269
20:00	0	0	8	24	23	70	55	8	3	1	0	0	0	192
21:00	0	1	3	9	17	39	41	10	1	0	0	0	0	121
22:00	0	0	3	4	9	26	11	6	0	0	0	0	0	59
23:00	0	0	4	1	1	5	10	7	0	0	0	0	0	28
<b>Totals</b>	<b>1</b>	<b>10</b>	<b>223</b>	<b>559</b>	<b>971</b>	<b>2038</b>	<b>1423</b>	<b>372</b>	<b>63</b>	<b>9</b>	<b>3</b>			<b>5672</b>
<b>% of Totals</b>	<b>0%</b>	<b>0%</b>	<b>4%</b>	<b>10%</b>	<b>17%</b>	<b>36%</b>	<b>25%</b>	<b>7%</b>	<b>1%</b>	<b>0%</b>	<b>0%</b>			<b>100%</b>

<b>AM Volumes</b>	1	3	85	253	384	740	498	159	28	3	2	0	0	2156
<b>% AM</b>	0%	0%	1%	4%	7%	13%	9%	3%	0%	0%	0%	0%	0%	38%
<b>AM Peak Hour</b>	02:00		08:00	07:00	07:00	08:00	08:00	09:00	08:00	07:00	08:00			08:00
<b>Volume</b>	1	1	19	87	150	215	100	38	5	1	1			552
<b>PM Volumes</b>	0	7	138	306	587	1298	925	213	35	6	1	0	0	3516
<b>% PM</b>		0%	2%	5%	10%	23%	16%	4%	1%	0%	0%			62%
<b>PM Peak Hour</b>		13:00	16:00	14:00	14:00	15:00	15:00	17:00	18:00	16:00	16:00			17:00
<b>Volume</b>		2	22	43	114	181	128	38	9	2	1			491

Directional Peak Periods		AM 7-9		NOON 12-2		PM 4-6		Off Peak Volumes	
All Speeds		Volume	%	Volume	%	Volume	%	Volume	%
		1098	↔ 19%	629	↔ 11%	905	↔ 16%	3040	↔ 54%

Street Name	Direction	Percentiles					ADT
		15th	50th	Average	85th	95th	
N Hiatus Rd	North Bound	30	38	37	44	47	5672
N Hiatus Rd	South Bound	35	40	40	45	49	5655



# SPEED

N Hiatus Rd S/O Stirling Rd

Day: Tuesday  
Date: 5/23/2023

City: Hollywood  
Project #: FL23\_140259\_013s

## South Bound

Time	< 15	15 - 19	20 - 24	25 - 29	30 - 34	35 - 39	40 - 44	45 - 49	50 - 54	55 - 59	60 - 64	65 - 69	70 +	Total
00:00 AM	0	0	0	0	1	13	12	5	4	1	2	0	0	38
01:00	0	0	0	0	1	4	14	2	1	0	0	0	0	22
02:00	0	0	0	0	2	2	1	2	0	0	0	0	0	7
03:00	0	0	0	0	0	1	6	3	1	1	1	0	0	13
04:00	3	0	0	1	1	3	7	7	2	0	0	0	0	24
05:00	0	0	0	1	8	8	13	11	5	2	0	0	0	48
06:00	0	1	0	1	11	32	54	21	4	0	0	0	0	124
07:00	0	0	1	7	38	117	112	39	5	1	0	0	0	320
08:00	0	0	0	2	49	114	126	47	7	1	0	0	0	346
09:00	0	0	0	3	18	87	133	31	7	1	1	0	0	281
10:00	0	2	0	2	16	73	105	28	11	0	0	0	0	237
11:00	0	0	3	6	32	76	104	36	9	0	0	0	0	266
12:00 PM	0	0	1	13	39	96	112	22	6	0	0	0	0	289
13:00	0	0	0	9	63	141	101	9	2	0	0	0	0	325
14:00	0	0	4	8	63	139	119	15	1	0	0	0	0	349
15:00	0	3	4	7	106	202	160	24	4	4	0	0	0	514
16:00	0	0	3	8	59	195	151	40	2	2	0	0	0	460
17:00	0	0	0	4	54	232	189	60	4	0	0	0	0	543
18:00	0	1	0	3	38	169	196	59	10	1	0	0	0	477
19:00	0	0	0	0	36	131	130	52	9	1	0	0	0	359
20:00	0	0	0	3	12	99	110	41	4	2	0	0	0	271
21:00	0	0	0	2	12	48	77	41	9	1	1	0	0	191
22:00	0	0	0	2	9	40	35	16	3	0	0	0	0	105
23:00	0	0	0	0	5	16	16	6	3	0	0	0	0	46
<b>Totals</b>	<b>3</b>	<b>7</b>	<b>16</b>	<b>82</b>	<b>673</b>	<b>2038</b>	<b>2083</b>	<b>617</b>	<b>113</b>	<b>18</b>	<b>5</b>			<b>5655</b>
<b>% of Totals</b>	<b>0%</b>	<b>0%</b>	<b>0%</b>	<b>1%</b>	<b>12%</b>	<b>36%</b>	<b>37%</b>	<b>11%</b>	<b>2%</b>	<b>0%</b>	<b>0%</b>			<b>100%</b>

<b>AM Volumes</b>	3	3	4	23	177	530	687	232	56	7	4	0	0	1726
<b>% AM</b>	0%	0%	0%	0%	3%	9%	12%	4%	1%	0%	0%			31%
<b>AM Peak Hour</b>	04:00	10:00	11:00	07:00	08:00	07:00	09:00	08:00	10:00	05:00				08:00
<b>Volume</b>	3	2	3	7	49	117	133	47	11	2	2			346
<b>PM Volumes</b>	0	4	12	59	496	1508	1396	385	57	11	1	0	0	3929
<b>% PM</b>		0%	0%	1%	9%	27%	25%	7%	1%	0%	0%			69%
<b>PM Peak Hour</b>		15:00	14:00	12:00	15:00	17:00	18:00	17:00	18:00	15:00	21:00			17:00
<b>Volume</b>		3	4	13	106	232	196	60	10	4	1			543

Directional Peak Periods All Speeds	AM 7-9		NOON 12-2		PM 4-6		Off Peak Volumes	
	Volume	%	Volume	%	Volume	%	Volume	%
	666	↔ 12%	614	↔ 11%	1003	↔ 18%	3372	↔ 60%

Street Name	Direction	Percentiles					ADT
		15th	50th	Average	85th	95th	
N Hiatus Rd	North Bound	30	38	37	44	47	5672
N Hiatus Rd	South Bound	35	40	40	45	49	5655

# SPEED

## N Hiatus Rd S/O Stirling Rd

Day: Tuesday  
Date: 5/23/2023

City: Hollywood  
Project #: FL23\_140259\_013

### Summary

Time	< 15	15 - 19	20 - 24	25 - 29	30 - 34	35 - 39	40 - 44	45 - 49	50 - 54	55 - 59	60 - 64	65 - 69	70 +	Total
00:00 AM	0	1	0	2	4	22	14	9	8	1	2	0	0	63
01:00	0	0	0	1	1	5	19	3	1	0	0	0	0	30
02:00	1	0	1	1	3	3	7	3	0	0	0	0	0	19
03:00	0	0	1	1	2	3	9	4	1	1	1	0	0	23
04:00	3	0	0	2	2	7	11	11	3	0	0	0	0	39
05:00	0	0	5	3	9	18	31	20	9	2	0	0	0	97
06:00	0	1	5	15	29	73	93	35	7	0	0	0	0	258
07:00	0	0	13	94	188	311	193	59	6	2	0	0	0	866
08:00	0	0	19	77	163	329	226	70	12	1	1	0	0	898
09:00	0	1	4	27	51	182	211	69	9	2	1	0	0	557
10:00	0	3	19	24	39	155	180	50	15	0	1	0	0	486
11:00	0	0	22	29	70	162	191	58	13	1	0	0	0	546
12:00 PM	0	1	8	42	89	208	195	40	12	0	0	0	0	595
13:00	0	2	18	30	126	277	171	20	3	1	0	0	0	648
14:00	0	1	24	51	177	304	199	34	4	0	0	0	0	794
15:00	0	5	15	45	202	383	288	45	7	4	0	0	0	994
16:00	0	0	25	48	113	356	261	64	2	4	1	0	0	874
17:00	0	0	13	46	152	402	315	98	8	0	0	0	0	1034
18:00	0	1	15	33	68	314	324	89	19	2	0	0	0	865
19:00	0	0	14	25	68	219	213	73	14	2	0	0	0	628
20:00	0	0	8	27	35	169	165	49	7	3	0	0	0	463
21:00	0	1	3	11	29	87	118	51	10	1	1	0	0	312
22:00	0	0	3	6	18	66	46	22	3	0	0	0	0	164
23:00	0	0	4	1	6	21	26	13	3	0	0	0	0	74
<b>Totals</b>	<b>4</b>	<b>17</b>	<b>239</b>	<b>641</b>	<b>1644</b>	<b>4076</b>	<b>3506</b>	<b>989</b>	<b>176</b>	<b>27</b>	<b>8</b>			<b>11327</b>
<b>% of Totals</b>	<b>0%</b>	<b>0%</b>	<b>2%</b>	<b>6%</b>	<b>15%</b>	<b>36%</b>	<b>31%</b>	<b>9%</b>	<b>2%</b>	<b>0%</b>	<b>0%</b>			<b>100%</b>

<b>AM Volumes</b>	4	6	89	276	561	1270	1185	391	84	10	6	0	0	3882
<b>% AM</b>	0%	0%	1%	2%	5%	11%	10%	3%	1%	0%	0%			34%
<b>AM Peak Hour</b>	04:00	10:00	11:00	07:00	07:00	08:00	08:00	08:00	10:00	05:00				08:00
<b>Volume</b>	3	3	22	94	188	329	226	70	15	2	2			898
<b>PM Volumes</b>	0	11	150	365	1083	2806	2321	598	92	17	2	0	0	7445
<b>% PM</b>		0%	1%	3%	10%	25%	20%	5%	1%	0%	0%			66%
<b>PM Peak Hour</b>		15:00	16:00	14:00	15:00	17:00	18:00	17:00	18:00	15:00	16:00			17:00
<b>Volume</b>		5	25	51	202	402	324	98	19	4	1			1034

Directional Peak Periods All Speeds	AM 7-9		NOON 12-2		PM 4-6		Off Peak Volumes	
	Volume	%	Volume	%	Volume	%	Volume	%
	1764	16%	1243	11%	1908	17%	6412	57%

Street Name	Direction	Percentiles					ADT
		15th	50th	Average	85th	95th	
N Hiatus Rd	Summary	32	39	39	44	48	11327

**VOLUME**

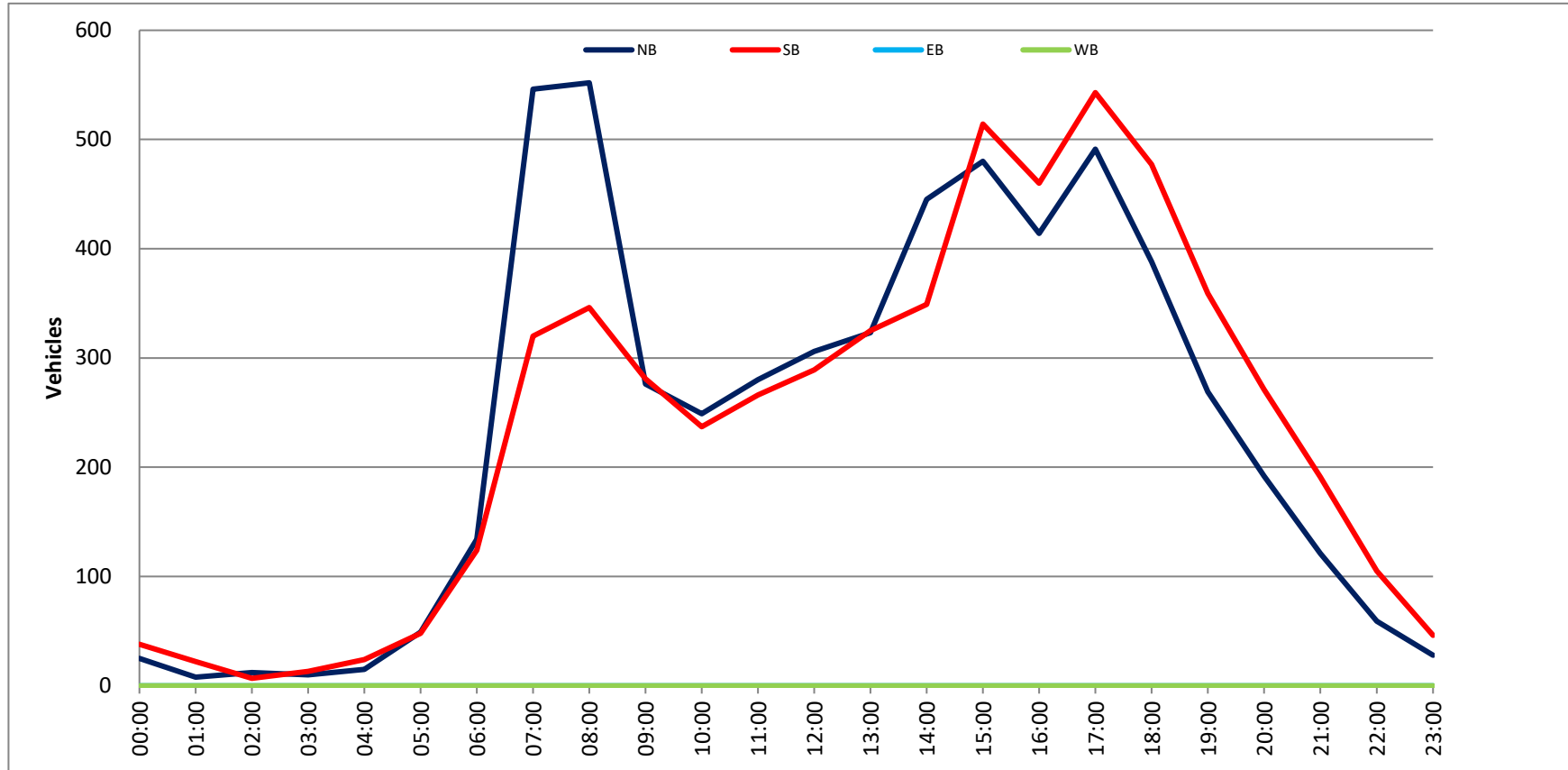
N Hiatus Rd S/O Stirling Rd

Day: Tuesday  
Date: 5/23/2023

City: Hollywood  
Project #: FL23\_140259\_013

DAILY TOTALS										Total			
AM Period	NB	SB	EB	WB	TOTAL	PM Period	NB	SB	EB	WB	TOTAL		
												NB	
					5,672						0	11,327	
					5,655						0	11,327	
00:00	7	13	0	0	20	12:00	80	71	0	0	151		
00:15	8	12	0	0	20	12:15	69	72	0	0	141		
00:30	7	8	0	0	15	12:30	81	68	0	0	149		
00:45	3	25	5	38	8	12:45	76	306	78	289	154		
01:00	3	7	0	0	10	13:00	73	82	0	0	155		
01:15	3	4	0	0	7	13:15	77	86	0	0	163		
01:30	1	6	0	0	7	13:30	84	81	0	0	165		
01:45	1	8	5	22	6	13:45	89	323	76	325	165		
02:00	2	1	0	0	3	14:00	128	79	0	0	207		
02:15	1	2	0	0	3	14:15	114	68	0	0	182		
02:30	4	4	0	0	8	14:30	91	98	0	0	189		
02:45	5	12	0	7	5	14:45	112	445	104	349	216		
03:00	0	5	0	0	5	15:00	139	129	0	0	268		
03:15	1	5	0	0	6	15:15	117	133	0	0	250		
03:30	3	2	0	0	5	15:30	116	119	0	0	235		
03:45	6	10	1	13	7	15:45	108	480	133	514	241		
04:00	2	6	0	0	8	16:00	99	112	0	0	211		
04:15	0	1	0	0	1	16:15	104	105	0	0	209		
04:30	7	8	0	0	15	16:30	105	124	0	0	229		
04:45	6	15	9	24	15	16:45	106	414	119	460	225		
05:00	7	8	0	0	15	17:00	119	128	0	0	247		
05:15	3	6	0	0	9	17:15	124	134	0	0	258		
05:30	10	17	0	0	27	17:30	118	147	0	0	265		
05:45	29	49	17	48	46	17:45	130	491	134	543	264		
06:00	16	26	0	0	42	18:00	109	133	0	0	242		
06:15	32	21	0	0	43	18:15	95	134	0	0	229		
06:30	37	35	0	0	72	18:30	90	100	0	0	199		
06:45	59	134	42	124	101	18:45	94	388	110	477	204		
07:00	84	58	0	0	142	19:00	81	95	0	0	176		
07:15	133	87	0	0	220	19:15	75	90	0	0	165		
07:30	153	82	0	0	235	19:30	59	100	0	0	159		
07:45	176	546	93	320	269	19:45	54	269	74	359	128		
08:00	180	90	0	0	270	20:00	55	66	0	0	121		
08:15	121	93	0	0	214	20:15	49	64	0	0	113		
08:30	137	81	0	0	218	20:30	51	74	0	0	125		
08:45	114	552	82	346	196	20:45	37	192	67	271	104		
09:00	62	80	0	0	142	21:00	36	71	0	0	107		
09:15	79	77	0	0	156	21:15	41	49	0	0	90		
09:30	68	60	0	0	128	21:30	27	36	0	0	63		
09:45	67	276	64	281	131	21:45	17	121	35	191	52		
10:00	56	62	0	0	118	22:00	13	33	0	0	46		
10:15	55	48	0	0	103	22:15	23	28	0	0	51		
10:30	69	54	0	0	123	22:30	12	22	0	0	34		
10:45	69	249	73	237	142	22:45	11	59	22	105	33		
11:00	71	61	0	0	132	23:00	8	13	0	0	21		
11:15	64	61	0	0	125	23:15	8	13	0	0	21		
11:30	67	68	0	0	135	23:30	7	11	0	0	18		
11:45	78	280	76	266	154	23:45	5	28	9	46	74		
<b>TOTALS</b>	<b>2156</b>	<b>1726</b>			<b>3882</b>	<b>TOTALS</b>	<b>3516</b>	<b>3929</b>			<b>7445</b>		
<b>SPLIT %</b>	<b>55.5%</b>	<b>44.5%</b>			<b>34.3%</b>	<b>SPLIT %</b>	<b>47.2%</b>	<b>52.8%</b>			<b>65.7%</b>		
<b>DAILY TOTALS</b>										<b>Total</b>			
					<b>5,672</b>						<b>0</b>	<b>11,327</b>	
					<b>5,655</b>						<b>0</b>	<b>11,327</b>	

AM Peak Hour	07:15	07:30	07:15	17:00	17:15	17:00	17:15	17:00	17:15	17:00	17:15
AM Pk Volume	642	358	994	491	548	491	548	491	548	491	548
PK Hr Factor	0.892	0.962	0.920	0.944	0.932	0.944	0.932	0.944	0.932	0.944	0.932
7 - 9 Volume	1098	666	0	0	1764	4 - 6 Volume	905	1003	0	0	1908
7 - 9 Peak Hour	07:15	07:30	07:15	17:00	17:00	17:00	17:00	17:00	17:00	17:00	17:00
7 - 9 Pk Volume	642	358	994	491	543	4 - 6 Pk Volume	491	543	0	0	1034
PK Hr Factor	0.892	0.962	0.920	0.944	0.923	PK Hr Factor	0.944	0.923	0.920	0.920	0.975





South Bound

Table with columns: Time, < 15, 15 - 19, 20 - 24, 25 - 29, 30 - 34, 35 - 39, 40 - 44, 45 - 49, 50 - 54, 55 - 59, 60 - 64, 65 - 69, 70 +, Total. Rows include times from 00:00 AM to 23:45 and a Totals row.

Summary table with sections: AM Volumes, PM Volumes, PM Peak Hour, Directional Peak Periods, and Off Peak Volumes. Includes volume and percentage data for various time periods.

Table with columns: Street Name, Direction, 15th, 50th, Average, 85th, 95th, ADT. Rows include N Hiatus Rd and N Hiatus Rd South Bound.

Summary

Time	< 15	15 - 19	20 - 24	25 - 29	30 - 34	35 - 39	40 - 44	45 - 49	50 - 54	55 - 59	60 - 64	65 - 69	70 +	Total
00:00 AM	0	0	0	0	0	6	7	2	1	0	0	0	0	16
00:15	0	0	0	0	0	3	5	4	2	0	0	0	0	14
00:30	0	0	0	1	0	5	3	2	3	0	0	0	0	14
00:45	0	0	0	0	1	2	5	0	0	0	0	0	0	8
01:00	0	0	0	0	1	0	2	1	0	0	0	0	0	4
01:15	0	0	0	0	0	1	3	0	0	0	0	0	0	4
01:30	0	1	0	0	2	1	1	0	0	0	0	0	0	6
01:45	0	0	0	0	0	3	2	1	0	0	1	0	0	7
02:00	0	0	0	0	0	0	2	0	1	0	0	0	0	3
02:15	0	0	0	0	0	1	2	0	0	0	0	0	0	3
02:30	0	0	0	0	0	1	0	1	0	0	0	0	0	2
02:45	0	0	0	1	2	2	1	0	0	0	0	0	0	6
03:00	0	0	0	0	0	0	1	0	0	0	0	0	0	1
03:15	0	0	0	0	0	1	0	1	0	0	0	0	0	2
03:30	0	0	1	0	2	0	0	1	0	0	0	0	0	4
03:45	0	0	0	0	1	0	0	2	0	0	0	0	0	3
04:00	0	0	0	0	0	0	0	2	0	0	0	0	0	2
04:15	0	0	0	0	0	0	3	3	1	2	0	0	0	9
04:30	0	0	0	3	1	3	6	3	0	0	0	0	0	16
04:45	0	0	0	1	1	7	5	1	1	1	1	0	0	17
05:00	0	0	0	0	1	1	4	1	1	0	0	0	0	8
05:15	0	0	0	0	3	3	3	5	0	0	0	0	0	14
05:30	0	0	1	1	3	4	16	5	0	0	0	0	0	30
05:45	0	0	2	3	4	7	9	5	3	0	0	0	0	33
06:00	0	0	1	1	2	9	16	4	2	0	1	0	0	36
06:15	0	0	1	4	5	12	9	11	2	0	0	0	0	44
06:30	0	0	2	6	11	16	18	7	3	0	0	0	0	63
06:45	0	0	2	3	5	24	39	17	2	1	0	0	0	93
07:00	0	0	6	17	18	53	43	14	2	0	0	0	0	153
07:15	0	0	5	14	44	114	45	8	1	0	0	0	0	231
07:30	0	0	3	36	51	99	51	13	2	0	0	0	0	255
07:45	0	0	2	26	87	117	36	12	0	0	0	0	0	280
08:00	0	16	20	17	50	86	65	7	3	0	0	0	0	254
08:15	0	2	8	19	23	81	54	12	5	0	0	0	0	204
08:30	0	0	5	20	30	82	61	18	3	0	0	0	0	219
08:45	0	0	0	14	6	59	69	29	5	2	0	0	0	184
09:00	0	0	4	16	4	49	43	17	4	0	0	0	0	137
09:15	0	0	0	0	11	18	26	9	1	0	0	0	0	65
09:30	0	0	0	0	1	17	28	7	1	0	0	0	0	54
09:45	0	0	0	0	7	18	27	7	2	0	0	0	0	61
10:00	0	0	0	0	8	20	16	7	1	0	0	0	0	52
10:15	0	1	0	0	3	36	35	6	1	1	0	0	0	83
10:30	0	0	0	0	1	19	28	11	4	0	0	0	0	63
10:45	0	0	0	0	1	19	30	5	3	1	0	0	0	69
11:00	0	0	0	0	2	19	35	13	0	0	0	0	0	69
11:15	0	0	0	0	6	33	33	8	1	0	0	0	0	81
11:30	0	0	0	2	5	36	18	9	0	1	0	0	0	71
11:45	0	0	0	0	5	16	30	14	2	0	0	0	0	67
12:00 PM	0	0	0	0	6	35	31	8	1	0	0	0	0	83
12:15	0	0	0	0	5	12	25	13	2	0	0	0	0	57
12:30	0	0	0	0	3	22	28	10	3	0	0	0	0	66
12:45	0	0	0	0	5	19	51	15	0	0	0	0	0	90
13:00	1	0	8	9	26	60	31	7	1	0	0	0	0	143
13:15	0	0	3	6	29	62	52	13	5	1	0	0	0	171
13:30	0	1	4	8	39	61	54	15	2	0	0	0	0	184
13:45	0	0	6	29	55	59	32	13	2	0	0	0	0	196
14:00	0	0	2	20	50	57	38	17	4	1	0	0	0	189
14:15	0	2	4	22	63	57	36	11	4	0	0	0	0	199
14:30	1	2	7	11	50	60	35	18	1	1	0	0	0	186
14:45	0	2	16	24	68	73	27	7	2	0	0	0	0	219
15:00	0	8	21	44	46	71	46	11	0	0	0	0	0	205
15:15	0	2	13	24	80	79	47	4	2	0	0	0	0	251
15:30	0	1	5	8	45	90	57	16	1	0	1	0	0	224
15:45	0	0	6	13	56	99	42	7	2	1	0	0	0	226
16:00	0	2	6	16	36	99	67	21	3	0	0	0	0	250
16:15	0	0	7	13	31	71	47	22	4	0	0	0	0	198
16:30	0	0	7	13	26	82	62	21	2	0	0	0	0	213
16:45	0	2	5	9	26	88	55	24	2	0	0	0	0	211
17:00	0	0	7	10	45	87	73	11	1	0	0	0	0	234
17:15	0	0	6	10	48	84	67	23	4	0	0	0	0	242
17:30	0	2	8	16	50	70	79	36	1	0	0	0	0	262
17:45	1	4	7	15	53	85	66	29	3	0	0	0	0	273
18:00	0	0	6	6	32	103	72	17	4	1	0	0	0	241
18:15	0	0	6	7	35	78	54	22	1	0	0	0	0	203
18:30	0	0	5	2	32	60	59	21	4	0	0	0	0	183
18:45	0	0	8	8	35	69	55	20	0	1	0	0	0	196
19:00	0	0	8	11	35	60	44	21	4	0	0	0	0	183
19:15	0	0	6	8	21	62	49	11	4	0	0	0	0	161
19:30	0	0	3	9	24	60	54	9	4	0	0	0	0	163
19:45	0	0	6	4	24	57	39	17	3	0	0	0	0	150
20:00	0	0	3	4	24	44	38	11	4	0	0	0	0	128
20:15	0	0	5	4	39	42	26	11	0	0	1	0	0	128
20:30	0	0	2	13	27	39	27	12	1	1	0	0	0	131
20:45	0	0	1	3	25	39	30	9	2	0	0	0	0	109
21:00	0	0	5	3	17	22	26	12	3	1	0	0	0	89
21:15	0	1	6	11	18	25	32	17	1	1	1	0	0	113
21:30	0	0	0	7	19	19	26	7	2	1	0	0	0	81
21:45	0	0	1	4	8	38	15	9	2	1	1	0	0	65
22:00	0	0	0	4	8	24	21	8	2	1	0	0	0	68
22:15	0	0	2	4	5	14	12	3	2	0	0	0	0	42
22:30	0	0	0	6	6	8	6	4	1	0	0	0	0	31
22:45	0	0	0	3	0	11	14	8	2	0	1	0	0	39
23:00	0	0	1	1	4	8	10	0	0	2	0	0	0	26
23:15	0	0	3	0	4	4	17	5	0	0	0	0	0	33
23:30	0	0	0	0	4	8	6	1	2	2	0	0	0	23
23:45	0	0	1	1	4	2	5	2	1	0	0	0	0	17
Totals	3	48	294	652	1833	3558	2776	923	163	25	8			10282
% of Totals	0%	0%	3%	6%	18%	35%	27%	9%	2%	0%	0%			100%

Directional Peak Periods	AM 7-9				NOON 12-2				PM 4-6				Off Peak Volumes			
All Classes	Volume	%	Volume	%	Volume	%	Volume	%	Volume	%	Volume	%	Volume	%		
	1780	17%	990	10%	1884	18%	5628	55%								

Street Name	Direction	15th	50th	Average	85th	95th	ADT
N Hiatus Rd	Summary	31	38	38	44	48	10282

# SPEED

## N Hiatus Rd S/O Stirling Rd

Day: Wednesday

Date: 5/24/2023

City: Hollywood

Project #: FL23\_140259\_013n

### North Bound

Time	< 15	15 - 19	20 - 24	25 - 29	30 - 34	35 - 39	40 - 44	45 - 49	50 - 54	55 - 59	60 - 64	65 - 69	70 +	Total
00:00 AM	0	0	0	0	1	7	7	3	2	0	0	0	0	20
01:00	0	0	1	2	0	3	0	0	0	0	0	0	0	6
02:00	0	0	0	1	2	2	2	0	0	0	0	0	0	7
03:00	0	0	1	0	2	0	1	0	0	0	0	0	0	4
04:00	0	0	0	2	1	3	5	6	0	0	0	0	0	17
05:00	0	0	3	3	6	8	13	6	2	0	0	0	0	41
06:00	0	0	6	14	13	29	40	24	4	1	0	0	0	131
07:00	0	0	14	84	148	255	69	16	1	0	0	0	0	587
08:00	0	18	33	65	87	181	109	25	5	1	0	0	0	524
09:00	0	0	4	11	3	24	17	12	2	0	0	0	0	73
10:00	0	0	0	0	0	0	0	0	0	0	0	0	0	0
11:00	0	0	0	1	0	0	0	0	0	0	0	0	0	1
12:00 PM	0	0	0	0	0	0	0	0	0	0	0	0	0	0
13:00	1	1	19	47	119	120	27	2	0	0	0	0	0	336
14:00	1	6	29	75	194	145	14	2	1	1	0	0	0	468
15:00	0	9	33	78	152	141	20	1	0	0	0	0	0	434
16:00	0	4	28	45	100	173	41	3	0	0	0	0	0	394
17:00	1	6	28	51	157	189	34	1	0	0	0	0	0	467
18:00	0	0	25	23	118	175	38	2	1	0	0	0	0	382
19:00	0	0	23	31	91	114	25	3	3	0	0	0	0	290
20:00	0	0	11	21	99	70	19	4	1	0	1	0	0	226
21:00	0	1	12	23	45	42	11	4	0	0	0	0	0	138
22:00	0	0	2	17	14	21	8	0	0	0	0	0	0	62
23:00	0	0	5	2	14	8	10	0	0	1	0	0	0	40
<b>Totals</b>	<b>3</b>	<b>45</b>	<b>277</b>	<b>596</b>	<b>1366</b>	<b>1710</b>	<b>510</b>	<b>114</b>	<b>22</b>	<b>4</b>	<b>1</b>			<b>4648</b>
<b>% of Totals</b>	<b>0%</b>	<b>1%</b>	<b>6%</b>	<b>13%</b>	<b>29%</b>	<b>37%</b>	<b>11%</b>	<b>2%</b>	<b>0%</b>	<b>0%</b>	<b>0%</b>			<b>100%</b>

<b>AM Volumes</b>	0	18	62	183	263	512	263	92	16	2	0	0	0	1411
<b>% AM</b>		0%	1%	4%	6%	11%	6%	2%	0%	0%				30%
<b>AM Peak Hour</b>		08:00	08:00	07:00	07:00	07:00	08:00	08:00	08:00	06:00				07:00
<b>Volume</b>		18	33	84	148	255	109	25	5	1				587
<b>PM Volumes</b>	3	27	215	413	1103	1198	247	22	6	2	1	0	0	3237
<b>% PM</b>	0%	1%	5%	9%	24%	26%	5%	0%	0%	0%	0%			70%
<b>PM Peak Hour</b>	13:00	15:00	15:00	15:00	14:00	17:00	16:00	20:00	19:00	14:00	20:00			14:00
<b>Volume</b>	1	9	33	78	194	189	41	4	3	1	1			468

Directional Peak Periods All Speeds	AM 7-9		NOON 12-2		PM 4-6		Off Peak Volumes	
	Volume	%	Volume	%	Volume	%	Volume	%
	1111	↔ 24%	336	↔ 7%	861	↔ 19%	2340	↔ 50%

Street Name	Direction	Percentiles					ADT
		15th	50th	Average	85th	95th	
N Hiatus Rd	North Bound	28	35	35	40	44	4648
N Hiatus Rd	South Bound	36	41	41	46	49	5634



# SPEED

## N Hiatus Rd S/O Stirling Rd

Day: Wednesday

Date: 5/24/2023

City: Hollywood

Project #: FL23\_140259\_013s

### South Bound

Time	< 15	15 - 19	20 - 24	25 - 29	30 - 34	35 - 39	40 - 44	45 - 49	50 - 54	55 - 59	60 - 64	65 - 69	70 +	Total
00:00 AM	0	0	0	1	0	9	13	5	4	0	0	0	0	32
01:00	0	0	0	0	0	5	7	2	0	0	1	0	0	15
02:00	0	0	0	0	0	2	3	1	1	0	0	0	0	7
03:00	0	0	0	0	1	1	2	2	0	0	0	0	0	6
04:00	0	0	0	2	1	7	9	3	2	2	1	0	0	27
05:00	0	0	0	1	5	7	19	10	2	0	0	0	0	44
06:00	0	0	0	0	10	32	42	15	5	0	1	0	0	105
07:00	0	0	2	9	52	128	106	31	4	0	0	0	0	332
08:00	0	0	0	5	22	127	130	41	11	1	0	0	0	337
09:00	0	0	0	5	20	78	107	28	5	1	0	0	0	244
10:00	0	1	0	0	13	104	109	29	9	2	0	0	0	267
11:00	0	0	0	1	18	104	116	44	3	1	0	0	0	287
12:00 PM	0	0	0	0	21	88	135	46	6	0	0	0	0	296
13:00	0	0	2	5	30	122	142	46	10	1	0	0	0	358
14:00	0	0	0	2	37	102	122	51	10	1	0	0	0	325
15:00	0	2	12	13	100	173	137	26	5	1	1	0	0	470
16:00	0	0	1	6	19	167	190	85	11	0	0	0	0	479
17:00	0	0	0	0	39	147	251	98	9	0	0	0	0	544
18:00	0	0	0	0	16	135	202	78	8	2	0	0	0	441
19:00	0	0	0	1	13	125	161	55	12	0	0	0	0	367
20:00	0	0	0	3	26	93	102	39	6	1	0	0	0	270
21:00	0	0	0	2	17	42	88	41	8	4	2	0	0	204
22:00	0	0	0	0	5	36	45	23	7	1	1	0	0	118
23:00	0	0	0	0	2	14	28	8	3	3	1	0	0	59
<b>Totals</b>		<b>3</b>	<b>17</b>	<b>56</b>	<b>467</b>	<b>1848</b>	<b>2266</b>	<b>807</b>	<b>141</b>	<b>21</b>	<b>8</b>			<b>5634</b>
<b>% of Totals</b>		0%	0%	1%	8%	33%	40%	14%	3%	0%	0%			100%

<b>AM Volumes</b>	0	1	2	24	142	604	663	211	46	7	3	0	0	1703
<b>% AM</b>		0%	0%	0%	3%	11%	12%	4%	1%	0%	0%			30%
<b>AM Peak Hour</b>		10:00	07:00	07:00	07:00	07:00	08:00	11:00	08:00	04:00	01:00			08:00
<b>Volume</b>		1	2	9	52	128	130	44	11	2	1			337
<b>PM Volumes</b>	0	2	15	32	325	1244	1603	596	95	14	5	0	0	3931
<b>% PM</b>		0%	0%	1%	6%	22%	28%	11%	2%	0%	0%			70%
<b>PM Peak Hour</b>		15:00	15:00	15:00	15:00	15:00	17:00	17:00	19:00	21:00	21:00			17:00
<b>Volume</b>		2	12	13	100	173	251	98	12	4	2			544

Directional Peak Periods All Speeds	AM 7-9		NOON 12-2		PM 4-6		Off Peak Volumes	
	Volume	%	Volume	%	Volume	%	Volume	%
	669	↔ 12%	654	↔ 12%	1023	↔ 18%	3288	↔ 58%

Street Name	Direction	Percentiles					ADT
		15th	50th	Average	85th	95th	
N Hiatus Rd	North Bound	28	35	35	40	44	4648
N Hiatus Rd	South Bound	36	41	41	46	49	5634

# SPEED

## N Hiatus Rd S/O Stirling Rd

Day: Wednesday

Date: 5/24/2023

City: Hollywood

Project #: FL23\_140259\_013

### Summary

Time	< 15	15 - 19	20 - 24	25 - 29	30 - 34	35 - 39	40 - 44	45 - 49	50 - 54	55 - 59	60 - 64	65 - 69	70 +	Total
00:00 AM	0	0	0	1	1	16	20	8	6	0	0	0	0	52
01:00	0	0	1	2	0	8	7	2	0	0	1	0	0	21
02:00	0	0	0	1	2	4	5	1	1	0	0	0	0	14
03:00	0	0	1	0	3	1	3	2	0	0	0	0	0	10
04:00	0	0	0	4	2	10	14	9	2	2	1	0	0	44
05:00	0	0	3	4	11	15	32	16	4	0	0	0	0	85
06:00	0	0	6	14	23	61	82	39	9	1	1	0	0	236
07:00	0	0	16	93	200	383	175	47	5	0	0	0	0	919
08:00	0	18	33	70	109	308	239	66	16	2	0	0	0	861
09:00	0	0	4	16	23	102	124	40	7	1	0	0	0	317
10:00	0	1	0	0	13	104	109	29	9	2	0	0	0	267
11:00	0	0	0	2	18	104	116	44	3	1	0	0	0	288
12:00 PM	0	0	0	0	21	88	135	46	6	0	0	0	0	296
13:00	1	1	21	52	149	242	169	48	10	1	0	0	0	694
14:00	1	6	29	77	231	247	136	53	11	2	0	0	0	793
15:00	0	11	45	91	252	314	157	27	5	1	1	0	0	904
16:00	0	4	29	51	119	340	231	88	11	0	0	0	0	873
17:00	1	6	28	51	196	336	285	99	9	0	0	0	0	1011
18:00	0	0	25	23	134	310	240	80	9	2	0	0	0	823
19:00	0	0	23	32	104	239	186	58	15	0	0	0	0	657
20:00	0	0	11	24	125	163	121	43	7	1	1	0	0	496
21:00	0	1	12	25	62	84	99	45	8	4	2	0	0	342
22:00	0	0	2	17	19	57	53	23	7	1	1	0	0	180
23:00	0	0	5	2	16	22	38	8	3	4	1	0	0	99
<b>Totals</b>	<b>3</b>	<b>48</b>	<b>294</b>	<b>652</b>	<b>1833</b>	<b>3558</b>	<b>2776</b>	<b>921</b>	<b>163</b>	<b>25</b>	<b>9</b>			<b>10282</b>
<b>% of Totals</b>	<b>0%</b>	<b>0%</b>	<b>3%</b>	<b>6%</b>	<b>18%</b>	<b>35%</b>	<b>27%</b>	<b>9%</b>	<b>2%</b>	<b>0%</b>	<b>0%</b>			<b>100%</b>

<b>AM Volumes</b>	0	19	64	207	405	1116	926	303	62	9	3	0	0	3114
<b>% AM</b>		0%	1%	2%	4%	11%	9%	3%	1%	0%	0%			30%
<b>AM Peak Hour</b>		08:00	08:00	07:00	07:00	07:00	08:00	08:00	08:00	04:00	01:00			07:00
<b>Volume</b>		18	33	93	200	383	239	66	16	2	1			919
<b>PM Volumes</b>	3	29	230	445	1428	2442	1850	618	101	16	6	0	0	7168
<b>% PM</b>	0%	0%	2%	4%	14%	24%	18%	6%	1%	0%	0%			70%
<b>PM Peak Hour</b>	13:00	15:00	15:00	15:00	15:00	16:00	17:00	17:00	19:00	21:00	21:00			17:00
<b>Volume</b>	1	11	45	91	252	340	285	99	15	4	2			1011

Directional Peak Periods All Speeds		AM 7-9		NOON 12-2		PM 4-6		Off Peak Volumes	
Volume	%	Volume	%	Volume	%	Volume	%	Volume	%
1780	17%	990	10%	1884	18%	5628	55%		

Street Name	Direction	Percentiles					
		15th	50th	Average	85th	95th	ADT
N Hiatus Rd	Summary	31	38	38	44	48	10282

**VOLUME**

N Hiatus Rd S/O Stirling Rd

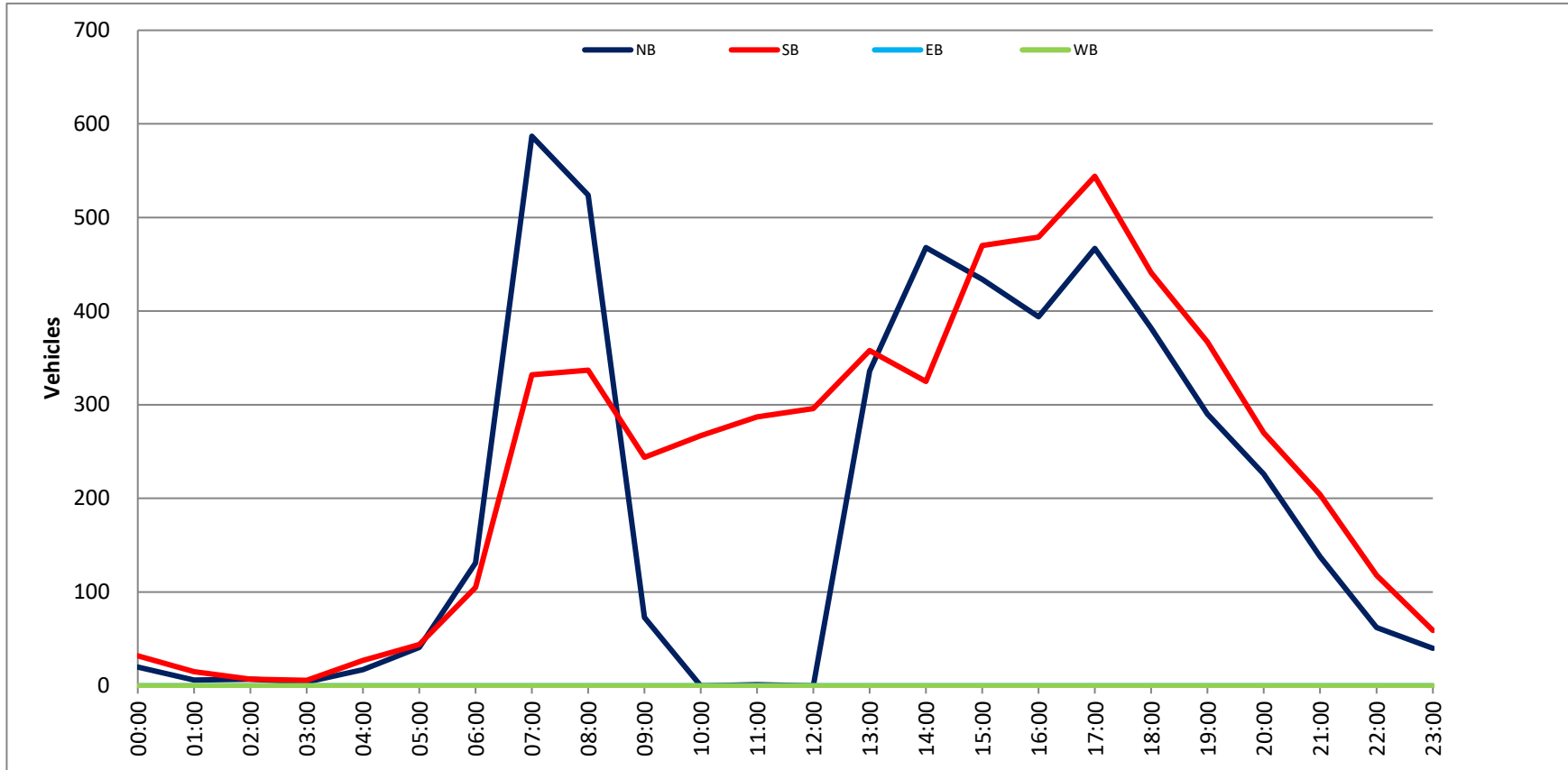
Day: Wednesday

Date: 5/24/2023

City: Hollywood

Project #: FL23\_140259\_013

DAILY TOTALS										NB		SB		EB		WB		Total
										4,648		5,634		0		0		10,282
AM Period	NB	SB	EB	WB	TOTAL	PMI Period	NB	SB	EB	WB	TOTAL							
00:00	9	7	0	0	16	12:00	0	83	0	0	83							
00:15	3	11	0	0	14	12:15	0	57	0	0	57							
00:30	5	9	0	0	14	12:30	0	66	0	0	66							
00:45	3	20	0	0	8	12:45	0	90	296	0	90							
01:00	2	2	0	0	4	13:00	65	78	0	0	143							
01:15	0	4	0	0	4	13:15	74	97	0	0	171							
01:30	4	2	0	0	6	13:30	83	101	0	0	184							
01:45	0	6	0	0	7	13:45	114	336	82	358	196							
02:00	1	2	0	0	3	14:00	104	85	0	0	189							
02:15	1	2	0	0	3	14:15	130	69	0	0	199							
02:30	0	2	0	0	2	14:30	109	77	0	0	186							
02:45	5	7	0	0	6	14:45	125	468	94	325	219							
03:00	0	1	0	0	1	15:00	96	107	0	0	203							
03:15	0	2	0	0	2	15:15	110	141	0	0	251							
03:30	2	2	0	0	4	15:30	116	108	0	0	224							
03:45	2	4	0	0	3	15:45	112	434	114	470	226							
04:00	2	0	0	0	2	16:00	117	133	0	0	250							
04:15	4	5	0	0	9	16:15	96	103	0	0	199							
04:30	7	9	0	0	16	16:30	84	129	0	0	213							
04:45	4	17	0	0	17	16:45	97	394	114	479	211							
05:00	2	6	0	0	8	17:00	100	134	0	0	234							
05:15	4	10	0	0	14	17:15	110	132	0	0	242							
05:30	15	15	0	0	30	17:30	121	141	0	0	262							
05:45	20	41	0	0	33	17:45	136	467	137	544	273							
06:00	19	17	0	0	36	18:00	96	145	0	0	241							
06:15	21	23	0	0	44	18:15	96	107	0	0	203							
06:30	35	28	0	0	63	18:30	85	98	0	0	183							
06:45	56	131	0	0	93	18:45	105	382	91	441	196							
07:00	91	62	0	0	153	19:00	81	102	0	0	183							
07:15	141	90	0	0	231	19:15	69	92	0	0	161							
07:30	173	82	0	0	255	19:30	74	89	0	0	163							
07:45	182	98	0	0	280	19:45	66	290	84	367	150							
08:00	173	81	0	0	254	20:00	57	71	0	0	128							
08:15	114	90	0	0	204	20:15	70	58	0	0	128							
08:30	135	84	0	0	219	20:30	58	73	0	0	131							
08:45	102	524	0	0	184	20:45	41	226	68	270	109							
09:00	73	65	0	0	137	21:00	40	49	0	0	89							
09:15	0	64	0	0	65	21:15	46	67	0	0	113							
09:30	0	54	0	0	54	21:30	32	49	0	0	81							
09:45	0	73	0	0	61	21:45	20	138	39	204	342							
10:00	0	52	0	0	52	22:00	20	48	0	0	68							
10:15	0	83	0	0	83	22:15	16	26	0	0	42							
10:30	0	63	0	0	63	22:30	17	14	0	0	31							
10:45	0	69	0	0	69	22:45	9	62	30	118	39							
11:00	0	69	0	0	69	23:00	12	14	0	0	26							
11:15	0	81	0	0	81	23:15	14	19	0	0	33							
11:30	1	70	0	0	71	23:30	5	18	0	0	23							
11:45	0	1	0	0	67	23:45	9	40	8	59	99							
TOTALS	1411	1703			3114	TOTALS	3237	3931			7168							
SPLIT %	45.3%	54.7%			30.3%	SPLIT %	45.2%	54.8%			69.7%							
<b>DAILY TOTALS</b>										NB		SB		EB		WB		Total
										4,648		5,634		0		0		10,282
AM Peak Hour	07:15	07:45			07:15	PM Peak Hour	14:00	17:15			17:15							
AM Pk Volume	669	353			1020	PM Pk Volume	468	555			1018							
Pk Hr Factor	0.919	0.901			0.911	Pk Hr Factor	0.900	0.957			0.932							
7 - 9 Volume	1111	669			1780	4 - 6 Volume	861	1023			1884							
7 - 9 Peak Hour	07:15	07:45			07:15	4 - 6 Peak Hour	17:00	17:00			17:00							
7 - 9 Pk Volume	669	353			1020	4 - 6 Pk Volume	467	544			1011							
Pk Hr Factor	0.919	0.901			0.911	Pk Hr Factor	0.858	0.965			0.926							



**SPEED**

N Hiatus Rd S/O Stirling Rd

Day: Thursday  
Date: 5/25/2023

City: Hollywood  
Project #: FL23\_140259\_013n

**North Bound**

Time	< 15	15 - 19	20 - 24	25 - 29	30 - 34	35 - 39	40 - 44	45 - 49	50 - 54	55 - 59	60 - 64	65 - 69	70 +	Total
00:00 AM	0	0	1	0	2	0	1	0	0	0	0	0	0	4
00:15	0	0	0	0	0	3	2	0	0	0	0	0	0	5
00:30	0	0	0	1	1	0	0	0	0	0	0	0	0	2
00:45	0	0	0	0	0	2	0	1	0	0	0	0	0	3
01:00	0	0	0	0	0	3	0	0	0	0	0	0	0	3
01:15	0	0	0	1	0	2	0	0	0	0	0	0	0	3
01:30	0	0	0	0	0	2	1	1	0	0	0	0	0	4
01:45	0	0	0	0	0	0	0	0	0	0	0	0	0	0
02:00	0	0	0	0	1	1	0	0	0	0	0	0	0	2
02:15	0	0	0	0	1	3	0	0	0	0	0	0	0	4
02:30	0	0	0	1	0	0	1	0	0	0	0	0	0	2
02:45	0	0	0	0	0	1	1	0	0	0	0	0	0	2
03:00	0	0	0	0	0	0	0	0	0	0	0	0	0	0
03:15	0	0	0	0	1	0	0	0	0	0	0	0	0	1
03:30	0	0	0	0	1	2	1	0	0	0	0	0	0	4
03:45	0	0	0	0	1	1	2	0	0	0	0	0	0	4
04:00	0	0	0	1	1	1	0	1	0	0	0	0	0	3
04:15	0	0	0	0	0	0	1	0	0	0	0	0	0	1
04:30	0	0	0	1	0	2	0	1	0	0	0	0	0	4
04:45	0	0	0	0	3	2	3	1	0	0	0	0	0	9
05:00	0	0	0	1	1	3	2	0	0	0	0	0	0	9
05:15	0	0	0	1	0	4	1	0	0	0	0	0	0	6
05:30	0	0	2	1	4	4	0	0	0	0	0	0	0	11
05:45	0	0	1	2	8	5	5	0	0	0	0	0	0	21
06:00	0	0	0	0	3	6	3	1	0	0	0	0	0	13
06:15	0	0	1	2	0	12	7	1	0	0	0	0	0	23
06:30	0	0	3	4	2	13	7	0	0	0	0	0	0	29
06:45	0	1	7	6	12	17	8	0	1	0	0	0	0	52
07:00	0	1	12	13	25	31	4	0	0	0	0	0	0	86
07:15	0	0	3	25	70	26	8	0	0	0	0	0	0	132
07:30	0	0	9	27	65	38	6	0	0	0	0	0	0	145
07:45	0	0	9	48	102	24	0	0	0	0	0	0	0	189
08:00	4	4	6	13	51	62	25	2	1	0	0	0	0	165
08:15	0	2	10	34	40	30	6	0	0	0	0	0	0	122
08:30	1	0	10	13	35	47	5	2	0	0	0	0	0	113
08:45	0	0	5	14	35	34	11	0	0	0	0	0	0	99
09:00	0	0	11	6	21	33	3	1	0	0	0	0	0	75
09:15	0	0	8	6	13	31	7	0	0	0	0	0	0	65
09:30	0	0	2	7	12	33	9	1	0	0	0	0	0	64
09:45	0	0	1	8	19	21	10	2	0	0	0	0	0	61
10:00	0	0	5	5	15	24	6	2	0	0	0	0	0	57
10:15	0	2	0	4	27	31	4	0	0	0	0	0	0	68
10:30	0	0	6	5	26	37	9	0	0	0	0	0	0	83
10:45	0	0	3	3	23	30	3	1	1	0	0	0	0	64
11:00	0	0	5	0	27	27	4	0	0	0	0	0	0	63
11:15	1	0	6	13	20	34	8	1	1	0	0	0	0	84
11:30	0	0	6	2	21	32	15	1	0	0	0	0	0	77
11:45	1	1	7	3	31	39	11	1	0	0	0	0	0	94
12:00 PM	0	2	10	7	27	27	6	1	1	0	0	0	0	81
12:15	0	0	6	11	26	33	8	1	0	0	0	0	0	85
12:30	1	0	9	2	28	22	4	0	0	0	0	0	0	66
12:45	0	1	6	10	26	37	8	0	0	0	0	0	0	88
13:00	0	0	7	5	42	33	3	0	0	0	0	0	0	90
13:15	0	0	2	9	23	45	6	0	0	0	0	0	0	85
13:30	0	0	9	5	35	32	13	1	1	0	0	0	0	96
13:45	0	1	9	16	50	35	2	0	0	0	0	0	0	113
14:00	0	1	5	17	53	32	5	0	0	0	0	0	0	113
14:15	0	1	11	19	58	26	5	0	0	0	0	0	0	120
14:30	0	0	4	15	37	42	8	0	1	0	0	0	0	107
14:45	0	0	9	11	42	52	9	1	0	0	0	0	0	124
15:00	0	3	11	42	50	49	3	3	0	0	0	0	0	161
15:15	0	2	7	9	39	47	11	0	0	0	0	0	0	115
15:30	0	1	4	6	33	61	11	1	0	0	0	0	0	117
15:45	0	0	11	8	26	40	14	1	0	0	0	0	0	100
16:00	0	1	9	8	28	46	7	0	0	0	0	0	0	99
16:15	0	0	14	9	32	41	10	0	0	0	0	0	0	106
16:30	0	0	3	14	27	35	10	1	1	0	0	0	0	91
16:45	0	0	8	12	36	40	8	0	0	0	0	0	0	104
17:00	0	0	5	17	41	39	5	0	0	0	0	0	0	107
17:15	0	0	2	5	20	53	18	2	0	0	0	0	0	100
17:30	0	0	6	12	42	53	10	0	0	0	0	0	0	123
17:45	0	0	4	8	40	57	11	0	0	0	0	0	0	121
18:00	0	0	6	10	33	37	4	0	0	0	0	0	0	90
18:15	0	0	7	14	31	40	11	4	0	0	0	0	0	107
18:30	0	0	3	8	28	34	7	1	0	0	0	0	0	81
18:45	0	0	5	10	37	32	6	0	0	0	0	0	0	90
19:00	0	1	3	5	21	28	16	0	0	0	0	0	0	75
19:15	0	2	3	5	15	32	5	4	0	0	0	0	0	66
19:30	0	0	6	4	22	27	8	2	0	0	0	0	0	69
19:45	0	0	6	7	10	20	2	0	0	0	0	0	0	45
20:00	0	0	1	2	5	17	15	6	1	0	0	0	0	47
20:15	0	0	1	4	7	24	8	3	1	0	0	0	0	48
20:30	0	0	1	6	6	13	10	2	0	0	0	0	0	38
20:45	0	0	0	5	7	9	6	1	0	0	0	0	0	28
21:00	0	0	3	3	0	21	9	1	1	0	0	0	0	38
21:15	0	0	1	3	1	10	4	2	1	0	0	0	0	22
21:30	0	0	2	4	6	7	5	3	1	0	0	0	0	28
21:45	0	0	2	4	2	3	5	5	0	0	0	0	0	18
22:00	0	0	1	0	3	9	8	0	1	0	0	0	0	22
22:15	0	0	2	1	0	3	6	2	0	0	0	0	0	14
22:30	0	0	0	1	5	6	1	0	1	0	0	0	0	14
22:45	0	0	1	4	3	3	1	1	0	0	0	0	0	13
23:00	0	0	1	0	1	1	3	1	0	0	0	0	0	7
23:15	0	0	0	0	0	2	2	1	0	0	0	0	0	7
23:30	0	0	0	0	1	1	3	0	0	0	0	0	0	5
23:45	0	0	0	1	2	2	1	2	0	0	0	0	0	8
<b>Totals</b>	<b>8</b>	<b>28</b>	<b>376</b>	<b>683</b>	<b>1840</b>	<b>2072</b>	<b>518</b>	<b>67</b>	<b>18</b>	<b>1</b>	<b>1</b>	<b>1</b>	<b>1</b>	<b>5614</b>
<b>% of Totals</b>	<b>0%</b>	<b>1%</b>	<b>7%</b>	<b>12%</b>	<b>33%</b>	<b>37%</b>	<b>9%</b>	<b>1%</b>	<b>0%</b>	<b>0%</b>	<b>0%</b>	<b>0%</b>	<b>0%</b>	<b>100%</b>

Directional Peak Periods	AM 7-9				NOON 12-2				PM 4-6				Off Peak Volumes			
All Classes	Volume	%	Volume	%	Volume	%	Volume	%	Volume	%	Volume	%	Volume	%		
	1045	19%	704	13%	851	15%	3014	54%								

Street Name	Direction	Percentiles					
		15th	50th	Average	85th	95th	ADT
N Hiatus Rd	North Bound	28	35	34	39	43	5614
	South Bound	36	41	41	46	50	5569

Day: Thursday  
Date: 5/25/2023

City: Hollywood  
Project #: FL23\_140259\_013s

South Bound

Time	< 15	15 - 19	20 - 24	25 - 29	30 - 34	35 - 39	40 - 44	45 - 49	50 - 54	55 - 59	60 - 64	65 - 69	70 +	Total
00:00 AM	0	0	0	0	0	2	3	2	2	1	0	1	0	11
00:15	0	0	0	0	1	0	3	5	1	0	0	0	0	10
00:30	0	0	0	0	2	3	0	1	0	0	0	0	0	6
00:45	0	0	0	0	0	0	2	2	1	1	0	0	0	7
01:00	0	0	0	0	0	0	2	2	1	0	0	0	0	6
01:15	0	0	0	0	1	2	1	2	0	0	0	0	0	6
01:30	0	0	0	0	1	1	3	0	1	0	0	0	0	6
01:45	0	0	0	0	0	2	2	1	0	0	0	0	0	5
02:00	0	0	0	0	0	1	2	2	0	0	0	0	0	5
02:15	0	0	0	0	0	1	1	0	0	0	0	0	0	2
02:30	0	0	0	0	0	2	1	1	0	0	0	0	0	4
02:45	0	0	0	0	0	0	1	1	1	0	0	0	0	3
03:00	0	0	0	0	0	0	0	0	0	0	0	0	0	0
03:15	0	0	0	0	0	1	0	1	1	0	0	0	0	3
03:30	0	0	0	0	0	0	0	1	0	0	0	0	0	1
03:45	0	0	0	0	0	0	1	0	0	0	0	0	0	1
04:00	0	0	0	0	0	0	0	1	0	0	0	0	0	1
04:15	0	0	0	0	0	0	1	0	0	0	0	0	0	1
04:30	0	0	0	0	0	0	4	2	0	0	0	0	0	6
04:45	1	0	0	0	0	1	0	4	2	2	0	0	0	10
05:00	0	0	0	0	1	0	0	3	0	0	1	0	0	5
05:15	0	0	0	0	1	1	1	0	0	0	0	0	0	4
05:30	0	0	0	0	0	1	8	4	3	0	0	0	0	16
05:45	0	0	0	0	0	4	3	4	2	0	0	0	0	13
06:00	0	0	0	0	2	3	7	4	1	1	0	0	0	18
06:15	0	0	0	0	0	7	11	5	5	1	0	0	0	29
06:30	0	0	1	0	2	4	4	8	3	0	0	0	0	21
06:45	0	0	0	0	2	15	8	8	3	1	0	0	0	37
07:00	0	0	0	1	5	24	26	6	0	0	0	0	0	62
07:15	0	0	0	1	9	30	42	10	0	1	0	0	0	93
07:30	0	0	0	4	5	32	32	10	1	0	0	0	0	84
07:45	0	0	0	11	17	37	30	6	1	0	0	0	0	102
08:00	0	0	0	8	9	34	39	5	2	0	0	0	0	86
08:15	0	0	0	9	14	34	33	11	2	0	0	0	0	103
08:30	0	0	0	0	1	17	36	10	4	0	0	0	0	68
08:45	0	0	0	0	7	25	39	18	2	1	0	0	0	92
09:00	0	0	0	0	6	31	21	10	2	1	0	0	0	71
09:15	0	0	0	0	6	17	15	18	2	0	0	0	0	58
09:30	0	0	0	0	2	14	27	10	4	0	0	0	0	57
09:45	0	0	0	2	3	21	31	12	2	0	0	0	0	71
10:00	0	0	0	7	12	24	11	3	0	0	0	0	0	57
10:15	0	0	0	1	1	12	30	4	2	0	0	0	0	50
10:30	0	0	0	0	3	20	29	9	1	0	0	0	0	62
10:45	0	0	0	6	9	6	9	34	10	3	0	0	0	62
11:00	0	0	0	4	3	15	29	5	3	1	0	0	0	60
11:15	0	0	0	7	16	20	8	2	0	1	0	0	0	54
11:30	0	0	0	0	1	13	38	15	2	1	0	0	0	70
11:45	0	0	0	0	6	21	33	13	5	1	0	0	0	79
12:00 PM	0	0	0	0	6	23	42	10	3	0	0	0	0	76
12:15	0	0	0	0	1	29	32	15	7	0	0	0	0	84
12:30	0	0	0	9	9	23	28	15	2	2	1	0	0	89
12:45	0	0	0	1	7	19	42	10	2	1	0	0	0	82
13:00	0	0	0	0	9	14	31	12	3	0	0	0	0	69
13:15	0	0	0	0	9	33	36	12	2	1	0	0	0	93
13:30	0	0	0	0	11	5	31	36	13	0	1	0	0	87
13:45	0	1	0	3	1	25	42	11	1	1	0	0	0	85
14:00	0	0	0	0	7	24	32	10	3	0	0	0	0	76
14:15	0	0	0	0	10	24	30	11	0	0	0	0	0	75
14:30	0	0	0	0	9	29	29	15	2	0	0	0	0	84
14:45	0	0	0	0	7	34	47	16	3	0	0	0	0	107
15:00	0	0	0	0	11	27	54	47	12	0	0	0	0	141
15:15	0	0	0	0	13	22	43	21	4	0	0	0	0	103
15:30	0	0	0	0	2	32	50	21	3	0	0	0	0	108
15:45	0	0	0	0	11	51	48	15	7	0	0	0	0	132
16:00	0	0	0	1	11	39	49	26	5	0	0	0	0	131
16:15	0	0	0	0	5	41	47	18	1	0	0	0	0	112
16:30	0	0	0	0	4	36	57	18	2	0	0	0	0	117
16:45	0	0	0	0	1	37	61	16	3	1	0	0	0	119
17:00	0	0	0	0	10	46	63	20	4	0	1	0	0	144
17:15	0	0	0	0	1	36	66	20	2	2	0	0	0	127
17:30	0	0	0	0	2	60	63	24	2	0	0	0	0	151
17:45	0	0	0	0	11	42	66	13	1	1	0	0	0	125
18:00	0	0	0	0	6	43	71	24	1	0	0	0	0	145
18:15	0	0	0	1	9	47	69	12	3	0	0	0	0	141
18:30	0	0	0	3	6	32	50	9	7	0	0	0	0	107
18:45	0	0	0	0	6	21	51	20	0	1	0	0	0	99
19:00	0	0	0	0	6	25	46	10	6	0	0	0	0	91
19:15	0	0	0	0	4	23	30	19	4	0	0	0	0	80
19:30	0	0	0	0	3	35	32	12	3	1	0	0	0	86
19:45	0	0	0	0	6	20	29	6	2	1	0	0	0	64
20:00	0	0	0	0	2	28	34	9	2	0	0	0	0	75
20:15	0	0	0	0	1	29	18	8	1	1	0	0	0	59
20:30	0	0	0	0	0	5	29	24	5	6	0	0	0	68
20:45	0	0	0	0	4	16	28	8	1	1	0	0	0	58
21:00	0	0	0	2	2	17	15	8	2	0	0	0	0	46
21:15	0	0	0	1	3	13	16	8	1	1	0	0	0	43
21:30	0	0	0	0	2	14	18	4	2	0	0	0	0	40
21:45	0	0	0	0	2	12	10	3	1	0	0	0	0	30
22:00	0	0	0	0	3	13	10	7	0	0	0	0	0	33
22:15	0	0	0	0	2	10	10	4	0	0	0	0	0	26
22:30	0	0	0	0	3	8	6	1	0	0	0	0	0	18
22:45	0	0	0	0	3	4	5	3	3	0	0	0	0	18
23:00	0	0	0	0	0	3	6	1	1	1	0	0	0	12
23:15	0	0	0	0	1	3	4	4	0	1	1	0	0	13
23:30	0	0	0	0	2	0	1	1	1	0	0	0	0	5
23:45	0	0	0	0	0	4	3	2	1	0	1	0	0	11
<b>Totals</b>	<b>1</b>	<b>1</b>	<b>1</b>	<b>62</b>	<b>380</b>	<b>1738</b>	<b>2343</b>	<b>824</b>	<b>160</b>	<b>30</b>	<b>7</b>	<b>1</b>	<b>1</b>	<b>5569</b>
<b>% of Totals</b>	<b>0%</b>	<b>0%</b>	<b>0%</b>	<b>1%</b>	<b>7%</b>	<b>31%</b>	<b>42%</b>	<b>15%</b>	<b>3%</b>	<b>1%</b>	<b>0%</b>	<b>0%</b>	<b>0%</b>	<b>100%</b>

Directional Peak Periods	AM 7-9	NOON 12-2	PM 4-6	Off Peak Volumes
All Classes	Volume 692	Volume 667	Volume 1026	Volume 3184
	% 12%	% 12%	% 18%	% 57%

Street Name	Direction	Percentiles					
		15th	50th	Average	85th	95th	ADT
N Hiatus Rd	North Bound	28	35	34	39	43	5614
N Hiatus Rd	South Bound	36	41	41	46	50	5569

Summary

Table with columns: Time, < 15, 15 - 19, 20 - 24, 25 - 29, 30 - 34, 35 - 39, 40 - 44, 45 - 49, 50 - 54, 55 - 59, 60 - 64, 65 - 69, 70 +, Total. Rows include AM and PM peak periods and a Totals row.

Summary of AM, PM, and Directional Peak Periods. Includes AM Volumes, PM Volumes, and Directional Peak Periods (AM 7-9, NOON 12-2, PM 4-6, Off Peak Volumes) with Volume and % columns.

Table with columns: Street Name, Direction, 15th, 50th, Average, 85th, 95th, ADT. Row: N Hiatus Rd, Summary, 31, 38, 38, 44, 48, 11183.

# SPEED

## N Hiatus Rd S/O Stirling Rd

Day: Thursday  
Date: 5/25/2023

City: Hollywood  
Project #: FL23\_140259\_013n

### North Bound

Time	< 15	15 - 19	20 - 24	25 - 29	30 - 34	35 - 39	40 - 44	45 - 49	50 - 54	55 - 59	60 - 64	65 - 69	70 +	Total
00:00 AM	0	0	1	1	5	3	4	0	0	0	0	0	0	14
01:00	0	0	0	1	0	7	1	1	0	0	0	0	0	10
02:00	0	0	1	0	2	5	2	0	0	0	0	0	0	10
03:00	0	0	0	0	3	3	3	0	0	0	0	0	0	9
04:00	0	0	0	1	4	5	4	3	0	0	0	0	0	17
05:00	0	0	4	4	13	16	8	0	0	0	0	0	0	45
06:00	0	1	11	12	17	48	25	2	1	0	0	0	0	117
07:00	0	1	33	113	262	119	18	0	0	0	0	0	0	546
08:00	5	8	38	113	172	136	24	3	0	0	0	0	0	499
09:00	0	0	22	27	65	118	29	4	0	0	0	0	0	265
10:00	0	2	14	17	91	122	22	3	1	0	0	0	0	272
11:00	2	1	24	18	99	132	38	3	1	0	0	0	0	318
12:00 PM	1	3	31	30	107	119	26	2	1	0	0	0	0	320
13:00	0	1	27	35	150	145	24	1	0	1	0	0	0	384
14:00	0	2	29	62	190	152	27	1	1	0	0	0	0	464
15:00	0	6	33	65	148	197	39	5	0	0	0	0	0	493
16:00	0	1	34	43	123	162	35	1	1	0	0	0	0	400
17:00	0	0	17	42	143	202	44	2	1	0	0	0	0	451
18:00	0	0	21	42	129	143	28	5	0	0	0	0	0	368
19:00	0	3	20	19	68	107	31	6	0	0	1	0	0	255
20:00	0	0	3	17	25	63	39	12	2	0	0	0	0	161
21:00	0	0	8	14	9	41	23	6	5	0	0	0	0	106
22:00	0	0	4	6	11	21	16	3	2	0	0	0	0	63
23:00	0	0	1	1	4	6	9	4	2	0	0	0	0	27
<b>Totals</b>	<b>8</b>	<b>29</b>	<b>376</b>	<b>683</b>	<b>1840</b>	<b>2072</b>	<b>519</b>	<b>67</b>	<b>18</b>	<b>1</b>	<b>1</b>			<b>5614</b>
<b>% of Totals</b>	<b>0%</b>	<b>1%</b>	<b>7%</b>	<b>12%</b>	<b>33%</b>	<b>37%</b>	<b>9%</b>	<b>1%</b>	<b>0%</b>	<b>0%</b>	<b>0%</b>			<b>100%</b>

<b>AM Volumes</b>	7	13	148	307	733	714	178	19	3	0	0	0	0	2122
<b>% AM</b>	0%	0%	3%	5%	13%	13%	3%	0%	0%					38%
<b>AM Peak Hour</b>	08:00	08:00	08:00	07:00	07:00	08:00	11:00	09:00	06:00					07:00
<b>Volume</b>	5	8	38	113	262	136	38	4	1					546
<b>PM Volumes</b>	1	16	228	376	1107	1358	341	48	15	1	1	0	0	3492
<b>% PM</b>	0%	0%	4%	7%	20%	24%	6%	1%	0%	0%	0%			62%
<b>PM Peak Hour</b>	12:00	15:00	16:00	15:00	14:00	17:00	17:00	20:00	21:00	13:00	19:00			15:00
<b>Volume</b>	1	6	34	65	190	202	44	12	5	1	1			493

Directional Peak Periods All Speeds	AM 7-9		NOON 12-2		PM 4-6		Off Peak Volumes	
	Volume	%	Volume	%	Volume	%	Volume	%
	1045	19%	704	13%	851	15%	3014	54%

Street Name	Direction	Percentiles					ADT
		15th	50th	Average	85th	95th	
N Hiatus Rd	North Bound	28	35	34	39	43	5614
N Hiatus Rd	South Bound	36	41	41	46	50	5569



# SPEED

## N Hiatus Rd S/O Stirling Rd

Day: Thursday  
Date: 5/25/2023

City: Hollywood  
Project #: FL23\_140259\_013s

### South Bound

Time	< 15	15 - 19	20 - 24	25 - 29	30 - 34	35 - 39	40 - 44	45 - 49	50 - 54	55 - 59	60 - 64	65 - 69	70 +	Total
00:00 AM	0	0	0	0	3	6	8	10	4	2	0	1	0	34
01:00	0	0	0	0	2	5	8	5	2	0	0	0	0	22
02:00	0	0	0	0	0	4	5	4	1	0	0	0	0	14
03:00	0	0	0	0	0	1	1	2	1	0	0	0	0	5
04:00	1	0	0	1	0	1	5	7	2	2	1	0	0	20
05:00	0	0	0	1	1	6	15	8	6	0	1	0	0	38
06:00	0	0	1	0	6	29	30	25	11	3	0	0	0	105
07:00	0	0	0	17	36	123	130	32	2	1	0	0	0	341
08:00	0	0	0	9	30	110	147	44	10	1	0	0	0	351
09:00	0	0	0	2	17	83	94	50	10	1	0	0	0	257
10:00	0	0	0	1	17	53	117	34	9	0	0	0	0	231
11:00	0	0	0	4	17	65	120	41	12	3	1	0	0	263
12:00 PM	0	0	0	10	17	94	144	50	14	3	1	0	0	333
13:00	0	1	0	4	24	103	145	48	6	3	0	0	0	334
14:00	0	0	0	0	33	111	138	52	8	0	0	0	0	342
15:00	0	0	0	1	53	159	188	69	14	0	0	0	0	484
16:00	0	0	0	1	21	153	214	78	11	1	0	0	0	479
17:00	0	0	0	1	24	184	248	77	9	3	1	0	0	547
18:00	0	0	0	4	27	143	241	65	11	1	0	0	0	492
19:00	0	0	0	0	17	103	137	47	15	2	0	0	0	321
20:00	0	0	0	1	12	102	104	30	10	2	0	0	0	261
21:00	0	0	0	5	9	56	59	23	6	1	0	0	0	159
22:00	0	0	0	0	11	35	31	15	3	0	0	0	0	95
23:00	0	0	0	0	3	10	14	8	3	1	2	0	0	41
<b>Totals</b>	<b>1</b>	<b>1</b>	<b>1</b>	<b>62</b>	<b>380</b>	<b>1739</b>	<b>2343</b>	<b>824</b>	<b>180</b>	<b>30</b>	<b>7</b>	<b>1</b>		<b>5569</b>
<b>% of Totals</b>	<b>0%</b>	<b>0%</b>	<b>0%</b>	<b>1%</b>	<b>7%</b>	<b>31%</b>	<b>42%</b>	<b>15%</b>	<b>3%</b>	<b>1%</b>	<b>0%</b>	<b>0%</b>		<b>100%</b>

<b>AM Volumes</b>	1	0	1	35	129	486	680	262	70	13	3	1	0	1681
<b>% AM</b>	0%		0%	1%	2%	9%	12%	5%	1%	0%	0%	0%		30%
<b>AM Peak Hour</b>	04:00		06:00	07:00	07:00	07:00	08:00	09:00	11:00	06:00	04:00			08:00
<b>Volume</b>	1		1	17	36	123	147	50	12	3	1	1		351
<b>PM Volumes</b>	0	1	0	27	251	1253	1663	562	110	17	4	0	0	3888
<b>% PM</b>		0%		0%	5%	22%	30%	10%	2%	0%	0%			70%
<b>PM Peak Hour</b>		13:00		12:00	15:00	17:00	17:00	16:00	19:00	12:00	23:00			17:00
<b>Volume</b>		1		10	53	184	248	78	15	3	2			547

Directional Peak Periods All Speeds	AM 7-9		NOON 12-2		PM 4-6		Off Peak Volumes	
	Volume	%	Volume	%	Volume	%	Volume	%
	692	↔ 12%	667	↔ 12%	1026	↔ 18%	3184	↔ 57%

Street Name	Direction	Percentiles					ADT
		15th	50th	Average	85th	95th	
N Hiatus Rd	North Bound	28	35	34	39	43	5614
N Hiatus Rd	South Bound	36	41	41	46	50	5569

# SPEED

## N Hiatus Rd S/O Stirling Rd

Day: Thursday  
Date: 5/25/2023

City: Hollywood  
Project #: FL23\_140259\_013

### Summary

Time	< 15	15 - 19	20 - 24	25 - 29	30 - 34	35 - 39	40 - 44	45 - 49	50 - 54	55 - 59	60 - 64	65 - 69	70 +	Total
00:00 AM	0	0	1	1	8	9	12	10	4	2	0	1	0	48
01:00	0	0	0	1	2	12	9	6	2	0	0	0	0	32
02:00	0	0	1	0	2	9	7	4	1	0	0	0	0	24
03:00	0	0	0	0	3	4	4	2	1	0	0	0	0	14
04:00	1	0	0	2	4	6	9	10	2	2	1	0	0	37
05:00	0	0	4	5	14	22	23	8	6	0	1	0	0	83
06:00	0	1	12	12	23	77	55	27	12	3	0	0	0	222
07:00	0	1	33	130	298	242	148	32	2	1	0	0	0	887
08:00	5	8	38	122	202	246	171	47	10	1	0	0	0	850
09:00	0	0	22	29	82	201	123	54	10	1	0	0	0	522
10:00	0	2	14	18	108	175	139	37	10	0	0	0	0	503
11:00	2	1	24	22	116	197	158	44	13	3	1	0	0	581
12:00 PM	1	3	31	40	124	213	170	52	15	3	1	0	0	653
13:00	0	2	27	39	174	248	169	49	6	4	0	0	0	718
14:00	0	2	29	62	223	263	165	53	9	0	0	0	0	806
15:00	0	6	33	66	201	356	227	74	14	0	0	0	0	977
16:00	0	1	34	44	144	315	249	79	12	1	0	0	0	879
17:00	0	0	17	43	167	386	292	79	10	3	1	0	0	998
18:00	0	0	21	46	156	286	269	70	11	1	0	0	0	860
19:00	0	3	20	19	85	210	168	53	15	2	1	0	0	576
20:00	0	0	3	18	37	165	143	42	12	2	0	0	0	422
21:00	0	0	8	19	18	97	82	29	11	1	0	0	0	265
22:00	0	0	4	6	22	56	47	18	5	0	0	0	0	158
23:00	0	0	1	1	7	16	23	12	5	1	2	0	0	68
<b>Totals</b>	<b>9</b>	<b>30</b>	<b>377</b>	<b>745</b>	<b>2220</b>	<b>3811</b>	<b>2862</b>	<b>891</b>	<b>198</b>	<b>31</b>	<b>8</b>	<b>1</b>		<b>11183</b>
<b>% of Totals</b>	<b>0%</b>	<b>0%</b>	<b>3%</b>	<b>7%</b>	<b>20%</b>	<b>34%</b>	<b>26%</b>	<b>8%</b>	<b>2%</b>	<b>0%</b>	<b>0%</b>	<b>0%</b>		<b>100%</b>

<b>AM Volumes</b>	8	13	149	342	862	1200	858	281	73	13	3	1	0	3803
<b>% AM</b>	0%	0%	1%	3%	8%	11%	8%	3%	1%	0%	0%	0%	0%	34%
<b>AM Peak Hour</b>	08:00	08:00	08:00	07:00	07:00	08:00	08:00	09:00	11:00	06:00	04:00			07:00
<b>Volume</b>	5	8	38	130	298	246	171	54	13	3	1	1		887
<b>PM Volumes</b>	1	17	228	403	1358	2611	2004	610	125	18	5	0	0	7380
<b>% PM</b>	0%	0%	2%	4%	12%	23%	18%	5%	1%	0%	0%			66%
<b>PM Peak Hour</b>	12:00	15:00	16:00	15:00	14:00	17:00	17:00	16:00	12:00	13:00	23:00			17:00
<b>Volume</b>	1	6	34	66	223	386	292	79	15	4	2			998

Directional Peak Periods All Speeds	AM 7-9		NOON 12-2		PM 4-6		Off Peak Volumes	
	Volume	%	Volume	%	Volume	%	Volume	%
	1737	↔ 16%	1371	↔ 12%	1877	↔ 17%	6198	↔ 55%

Street Name	Direction	Percentiles					ADT
		15th	50th	Average	85th	95th	
N Hiatus Rd	Summary	31	38	38	44	48	11183

**VOLUME**

N Hiatus Rd S/O Stirling Rd

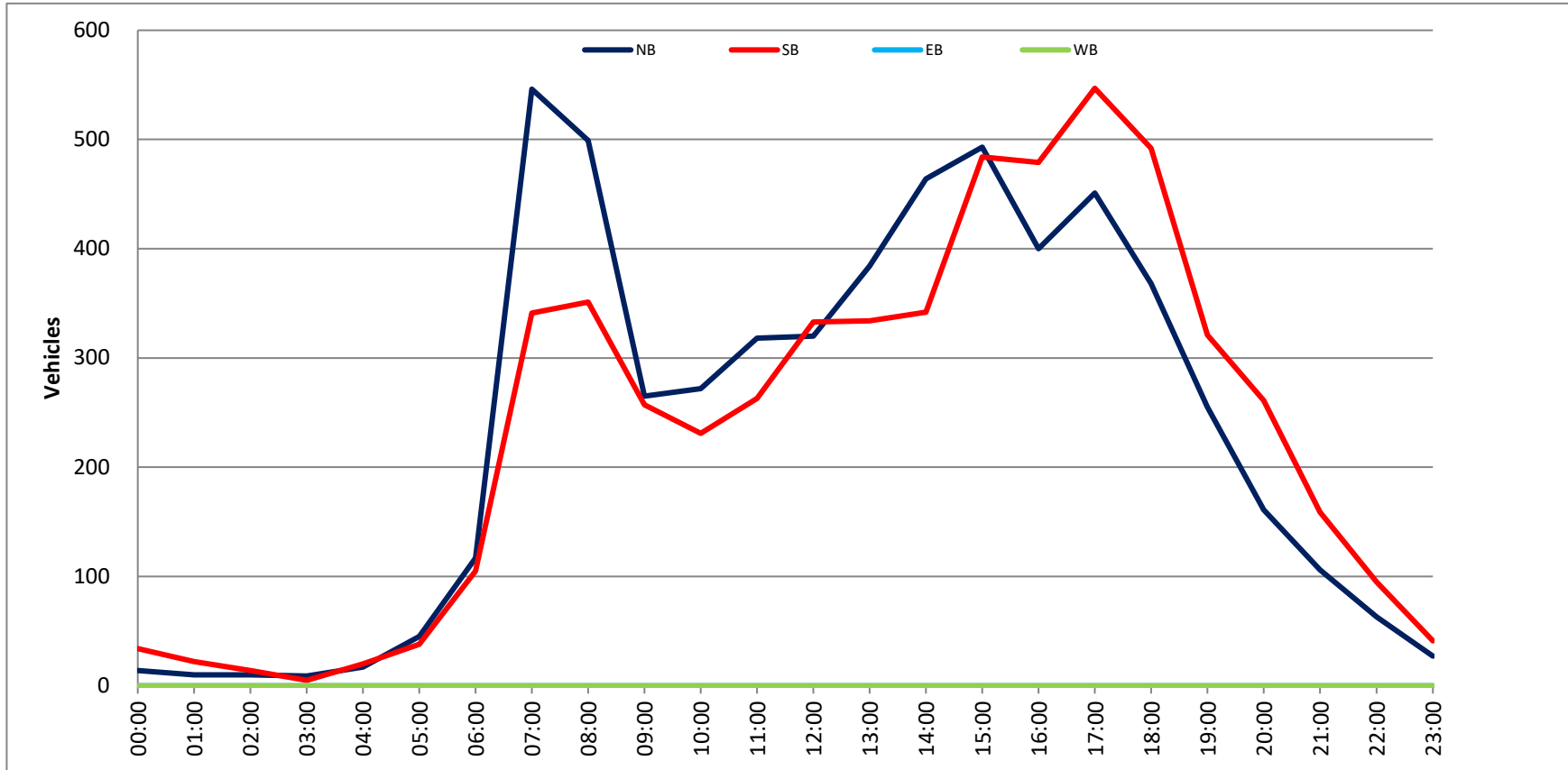
Day: Thursday

Date: 5/25/2023

City: Hollywood

Project #: FL23\_140259\_013

DAILY TOTALS												Total	
				NB		SB		EB		WB			
				5,614		5,569		0		0		11,183	
AM Period	NB	SB	EB	WB	TOTAL	PM Period	NB	SB	EB	WB	TOTAL		
00:00	4	11	0	0	15	12:00	81	78	0	0	159		
00:15	5	10	0	0	15	12:15	85	84	0	0	169		
00:30	2	6	0	0	8	12:30	66	89	0	0	155		
00:45	3	14	0	0	10	12:45	88	320	82	333	0	0	170
01:00	3	5	0	0	8	13:00	90	69	0	0	159		
01:15	3	6	0	0	9	13:15	85	93	0	0	178		
01:30	4	6	0	0	10	13:30	96	87	0	0	183		
01:45	0	10	0	0	5	13:45	113	384	85	334	0	0	198
02:00	2	5	0	0	7	14:00	113	76	0	0	189		
02:15	4	2	0	0	6	14:15	120	75	0	0	195		
02:30	2	4	0	0	6	14:30	107	84	0	0	191		
02:45	2	10	0	0	5	14:45	124	464	107	342	0	0	231
03:00	0	0	0	0	0	15:00	161	141	0	0	302		
03:15	1	3	0	0	4	15:15	115	103	0	0	218		
03:30	4	1	0	0	5	15:30	117	108	0	0	225		
03:45	4	9	0	0	5	15:45	100	493	132	484	0	0	232
04:00	3	3	0	0	6	16:00	99	131	0	0	230		
04:15	1	1	0	0	2	16:15	106	112	0	0	218		
04:30	4	6	0	0	10	16:30	91	117	0	0	208		
04:45	9	17	0	0	19	16:45	104	400	119	479	0	0	223
05:00	7	5	0	0	12	17:00	107	144	0	0	251		
05:15	6	4	0	0	10	17:15	100	127	0	0	227		
05:30	11	16	0	0	27	17:30	123	151	0	0	274		
05:45	21	45	0	0	34	17:45	121	451	125	547	0	0	246
06:00	13	18	0	0	31	18:00	90	145	0	0	235		
06:15	23	29	0	0	52	18:15	107	141	0	0	248		
06:30	29	21	0	0	50	18:30	81	107	0	0	188		
06:45	52	117	0	0	89	18:45	90	368	99	492	0	0	189
07:00	86	62	0	0	148	19:00	75	91	0	0	166		
07:15	132	93	0	0	225	19:15	66	80	0	0	146		
07:30	145	84	0	0	229	19:30	69	86	0	0	155		
07:45	183	546	102	0	285	19:45	45	255	64	321	0	0	109
08:00	165	88	0	0	253	20:00	47	75	0	0	122		
08:15	122	103	0	0	225	20:15	48	59	0	0	107		
08:30	113	68	0	0	181	20:30	38	69	0	0	107		
08:45	99	499	92	0	191	20:45	28	161	58	261	0	0	86
09:00	75	71	0	0	146	21:00	38	46	0	0	84		
09:15	65	58	0	0	123	21:15	22	43	0	0	65		
09:30	64	57	0	0	121	21:30	28	40	0	0	68		
09:45	61	265	71	0	132	21:45	18	106	30	159	0	0	48
10:00	57	57	0	0	114	22:00	22	33	0	0	55		
10:15	68	50	0	0	118	22:15	14	26	0	0	40		
10:30	83	62	0	0	145	22:30	14	18	0	0	32		
10:45	64	272	62	0	126	22:45	13	63	18	95	0	0	31
11:00	63	60	0	0	123	23:00	7	12	0	0	19		
11:15	84	54	0	0	138	23:15	7	13	0	0	20		
11:30	77	70	0	0	147	23:30	5	5	0	0	10		
11:45	94	318	79	0	173	23:45	8	27	11	41	0	0	19
<b>TOTALS</b>	<b>2122</b>	<b>1681</b>			<b>3803</b>	<b>TOTALS</b>	<b>3492</b>	<b>3888</b>			<b>7380</b>		
<b>SPLIT %</b>	<b>55.8%</b>	<b>44.2%</b>			<b>34.0%</b>	<b>SPLIT %</b>	<b>47.3%</b>	<b>52.7%</b>			<b>66.0%</b>		
<b>DAILY TOTALS</b>												<b>Total</b>	
				<b>NB</b>		<b>SB</b>		<b>EB</b>		<b>WB</b>			
				<b>5,614</b>		<b>5,569</b>		<b>0</b>		<b>0</b>		<b>11,183</b>	
AM Peak Hour	07:15	07:30	07:15	07:30	07:15	PM Peak Hour	14:45	17:30	17:00	17:30	17:00		
AM Pk Volume	625	377	625	377	992	PM Pk Volume	517	562	517	562	1003		
Pk Hr Factor	0.854	0.915	0.854	0.915	0.870	Pk Hr Factor	0.803	0.930	0.803	0.930	0.915		
7 - 9 Volume	1045	692	0	0	1737	4 - 6 Volume	851	1026	0	0	1877		
7 - 9 Peak Hour	07:15	07:30	07:15	07:30	07:15	4 - 6 Peak Hour	17:00	17:00	17:00	17:00	17:00		
7 - 9 Pk Volume	625	377	0	0	992	4 - 6 Pk Volume	451	547	0	0	998		
Pk Hr Factor	0.854	0.915	0.909	0.909	0.870	Pk Hr Factor	0.917	0.906	0.909	0.909	0.911		



North Bound	< 15	15 - 19	20 - 24	25 - 29	30 - 34	35 - 39	40 - 44	45 - 49	50 - 54	55 - 59	60 - 64	65 - 69	70 +	Total
00:00 AM	0	0	0	0	0	0	1	1	0	0	0	0	0	2
00:15	0	0	0	0	0	0	1	0	0	0	0	0	0	1
00:30	0	0	0	0	1	0	1	1	0	0	0	0	0	3
00:45	0	0	0	0	2	1	0	0	0	0	0	0	0	3
01:00	0	0	0	0	0	0	0	0	0	0	0	0	0	0
01:15	0	0	0	0	0	0	0	0	1	0	0	0	0	1
01:30	0	0	0	0	1	0	0	1	0	0	0	0	0	2
01:45	0	0	0	0	0	0	0	0	0	0	0	0	0	0
02:00	0	0	0	0	0	0	0	0	0	0	0	0	0	0
02:15	0	1	0	0	0	0	0	0	0	0	0	0	0	1
02:30	0	0	0	0	0	0	0	0	0	0	0	0	0	0
02:45	0	0	0	0	0	0	1	0	0	0	0	0	0	1
03:00	0	0	0	0	0	1	0	0	0	0	0	0	0	1
03:15	0	0	0	0	0	0	0	0	0	0	0	0	0	0
03:30	0	0	0	0	0	0	0	0	0	0	0	0	0	0
03:45	0	0	0	0	0	0	1	0	0	0	0	0	0	1
04:00	0	0	0	0	2	0	0	0	1	0	0	0	0	3
04:15	0	0	0	0	0	2	0	0	0	0	0	1	0	3
04:30	0	1	0	0	0	0	1	0	1	0	0	0	0	3
04:45	0	0	0	0	0	0	1	0	1	0	0	0	0	3
05:00	0	0	0	0	0	0	2	1	0	1	0	0	0	4
05:15	0	0	0	0	1	0	1	1	0	1	0	0	0	5
05:30	0	0	0	0	0	0	1	2	0	0	0	0	0	3
05:45	0	0	0	0	0	2	4	2	2	0	0	0	0	10
06:00	1	0	0	0	1	4	7	3	1	0	0	0	0	17
06:15	0	0	0	2	4	5	3	3	0	0	1	0	0	18
06:30	0	1	0	1	3	5	10	7	4	0	0	0	0	31
06:45	0	0	0	0	4	7	11	10	3	0	0	0	0	35
07:00	0	1	0	0	3	15	20	6	3	0	0	0	0	48
07:15	0	0	0	2	11	16	18	14	1	0	0	0	0	62
07:30	0	0	2	3	17	44	21	12	0	0	0	0	0	99
07:45	0	0	0	3	7	32	32	10	1	1	0	0	0	86
08:00	1	4	3	5	11	21	39	13	3	2	0	0	0	101
08:15	0	0	1	0	6	24	24	17	2	1	0	0	0	75
08:30	0	0	0	1	6	17	21	11	3	2	0	0	0	61
08:45	0	0	1	0	8	17	17	9	3	0	0	0	0	55
09:00	0	0	0	1	5	9	17	3	3	0	0	0	0	38
09:15	0	0	0	0	3	7	13	11	3	0	0	0	0	34
09:30	0	0	1	1	3	9	10	7	1	0	0	0	0	32
09:45	0	0	0	0	3	8	11	3	3	0	0	0	0	28
10:00	0	0	0	2	5	9	9	6	2	1	0	0	0	34
10:15	0	0	0	5	3	5	10	3	2	0	0	0	0	28
10:30	0	0	0	1	2	11	8	2	2	0	0	0	0	26
10:45	0	0	0	0	1	9	8	3	2	0	1	0	0	24
11:00	0	0	0	0	3	8	11	5	4	0	0	0	0	31
11:15	0	0	1	0	6	5	4	2	1	0	1	0	0	20
11:30	0	0	0	1	7	7	5	4	0	0	0	0	0	24
11:45	0	0	0	3	3	9	11	3	1	0	0	0	0	30
12:00 PM	0	0	0	0	15	12	5	1	0	0	0	0	0	37
12:15	0	0	0	1	4	6	11	10	0	0	0	0	0	32
12:30	0	0	1	0	2	15	9	3	2	1	0	0	0	33
12:45	0	0	0	5	2	7	15	6	1	0	0	0	0	36
13:00	0	0	0	0	6	9	6	6	0	0	0	0	0	27
13:15	0	0	0	3	3	7	11	9	2	2	0	0	0	37
13:30	0	0	0	2	9	11	8	1	0	0	0	0	0	31
13:45	0	0	1	2	5	12	15	6	0	1	0	0	0	42
14:00	0	0	1	3	7	14	10	4	3	2	0	0	0	44
14:15	0	0	2	1	4	8	7	7	1	0	0	0	0	30
14:30	0	0	0	1	2	6	15	10	2	0	0	0	0	36
14:45	0	0	0	0	3	3	16	26	8	2	1	0	0	59
15:00	0	0	1	0	12	24	29	15	5	0	0	0	0	87
15:15	0	0	0	1	6	22	24	9	5	0	0	0	0	67
15:30	0	0	0	4	7	7	9	4	2	0	0	0	0	33
15:45	0	0	0	4	3	12	18	5	2	0	2	0	0	46
16:00	0	0	0	5	12	7	9	5	4	1	0	0	0	43
16:15	0	0	0	2	3	7	13	7	4	1	0	0	0	37
16:30	0	0	0	0	5	15	15	16	4	0	0	0	0	55
16:45	1	4	7	13	12	8	9	7	4	0	0	0	0	65
17:00	0	2	1	6	11	18	11	10	4	0	0	0	0	63
17:15	0	0	0	0	8	18	14	9	8	1	1	0	0	59
17:30	0	0	1	0	5	18	19	13	4	1	0	0	0	61
17:45	0	0	0	0	2	1	31	14	3	0	0	0	0	37
18:00	0	0	1	3	2	5	17	14	1	1	0	0	0	44
18:15	0	0	0	2	3	9	14	3	3	1	0	0	0	35
18:30	0	0	0	1	2	13	6	7	4	0	0	0	0	33
18:45	0	0	0	0	3	6	10	5	1	1	0	0	0	26
19:00	0	0	0	0	8	8	12	6	1	0	0	0	0	32
19:15	0	0	0	0	10	8	6	9	1	0	0	0	0	34
19:30	0	0	0	0	1	8	10	5	0	0	0	0	0	24
19:45	0	0	0	4	2	10	10	9	0	0	0	0	0	35
20:00	0	0	0	1	1	6	10	2	4	0	0	0	0	24
20:15	0	1	0	1	2	7	12	6	1	0	0	0	0	30
20:30	0	1	0	1	4	10	6	2	3	0	0	0	0	27
20:45	0	0	0	1	2	5	7	5	1	0	0	0	0	21
21:00	0	0	0	0	0	1	6	1	1	0	0	0	0	9
21:15	0	0	0	1	1	4	4	2	1	1	0	0	0	14
21:30	0	0	0	0	3	3	7	1	0	0	0	0	0	14
21:45	0	0	0	0	1	2	2	5	1	1	0	0	0	12
22:00	0	0	0	0	2	5	3	1	0	0	0	0	0	11
22:15	0	0	0	0	4	3	1	3	1	0	0	0	0	12
22:30	0	0	0	1	1	2	1	3	1	0	0	0	0	9
22:45	0	0	0	0	0	0	1	1	1	0	0	0	0	3
23:00	0	0	0	1	0	1	1	0	0	0	0	0	0	3
23:15	0	0	0	1	0	4	1	0	0	0	0	0	0	6
23:30	0	0	0	0	0	0	0	0	0	0	0	0	0	0
23:45	0	0	0	0	0	0	2	0	1	0	0	0	0	3
Totals	3	17	24	108	303	722	836	457	142	27	5	2		2646
% of Totals	0%	1%	1%	4%	11%	27%	32%	17%	5%	1%	0%	0%		100%

AM Volumes	AM Peak Hour	PM Volumes	PM Peak Hour	Directional Peak Periods
311	311	359	311	AM 7-9
179	179	179	179	NOON 12-2
51	51	51	51	PM 4-6
11	11	11	11	Off Peak Volumes
1588	1588	1588	1588	
41%	41%	41%	41%	
07:30	07:30	07:30	07:30	
361	361	361	361	
1558	1558	1558	1558	
59%	59%	59%	59%	
1438	1438	1438	1438	
249	249	249	249	
587	275	420	1364	
22%	10%	16%	52%	

Street Name	Direction	15th	50th	Average	85th	95th	ADT
SW 106th Ave	North Bound	34	41	41	48	52	2646
SW 106th Ave	South Bound	33	39	40	45	50	2425

South Bound

Time	< 15	15 - 19	20 - 24	25 - 29	30 - 34	35 - 39	40 - 44	45 - 49	50 - 54	55 - 59	60 - 64	65 - 69	70 +	Total
00:00 AM	0	0	0	0	2	0	2	0	0	0	0	0	0	4
00:15	0	0	0	0	0	0	0	2	0	0	0	0	0	2
00:30	0	0	0	0	0	0	1	0	0	0	0	0	0	1
00:45	0	0	0	0	0	0	0	0	0	0	0	0	0	0
01:00	0	0	0	0	2	0	1	0	0	0	0	0	0	3
01:15	0	0	0	0	0	0	0	0	0	0	0	0	0	0
01:30	0	0	1	0	0	2	0	1	0	0	0	0	0	4
01:45	0	0	0	0	0	2	0	0	0	0	0	0	0	2
02:00	0	1	1	0	0	0	1	0	0	0	0	0	0	3
02:15	0	0	0	0	0	0	0	0	0	0	0	0	0	0
02:30	0	0	0	0	0	0	0	0	0	0	0	0	0	0
02:45	0	0	0	0	0	0	0	0	0	0	0	0	0	0
03:00	0	0	0	0	1	0	0	0	0	0	0	0	0	1
03:15	0	0	0	0	0	1	0	0	1	0	0	0	0	2
03:30	0	0	0	0	0	0	0	0	0	0	0	0	0	0
03:45	0	0	0	0	0	0	0	0	0	0	0	0	0	0
04:00	0	0	0	2	0	0	0	0	0	0	0	0	0	2
04:15	0	0	0	0	0	0	0	0	0	0	0	0	0	0
04:30	1	0	0	0	0	1	0	0	1	0	0	0	0	3
04:45	0	0	0	0	0	0	0	0	0	0	0	0	0	0
05:00	0	0	0	0	0	0	0	0	1	0	0	0	0	1
05:15	0	0	0	0	3	1	1	0	1	0	0	0	0	5
05:30	0	0	0	0	0	2	3	1	1	0	0	0	0	7
05:45	0	0	0	0	0	1	4	3	1	1	0	0	0	10
06:00	0	0	0	0	1	2	1	1	1	0	0	0	0	6
06:15	0	0	0	0	1	2	1	2	1	0	0	0	0	9
06:30	1	0	0	0	2	4	6	0	0	0	0	0	0	13
06:45	0	0	1	0	1	12	7	4	1	0	0	0	0	26
07:00	0	1	0	0	7	13	8	4	3	0	1	0	0	37
07:15	0	0	0	2	7	14	12	1	0	0	0	0	0	36
07:30	0	0	0	0	1	26	15	5	1	0	0	0	0	48
07:45	4	4	6	4	11	17	24	4	2	1	0	0	0	77
08:00	0	0	3	8	8	23	10	5	0	0	0	0	0	49
08:15	0	0	1	0	0	11	19	13	3	0	0	0	0	47
08:30	0	1	1	2	8	10	10	4	0	0	0	0	0	36
08:45	0	0	1	3	10	7	5	2	1	0	0	0	0	29
09:00	0	0	0	1	2	14	12	1	2	0	0	0	0	32
09:15	1	0	3	3	13	5	3	0	1	0	0	0	0	26
09:30	0	1	0	0	2	10	9	6	1	0	0	0	0	29
09:45	0	0	0	0	5	10	7	4	1	0	0	0	0	27
10:00	0	0	0	3	3	6	8	0	0	0	0	0	0	20
10:15	0	0	0	0	2	10	10	5	1	1	0	0	0	29
10:30	0	0	0	1	2	12	8	4	0	0	0	0	0	27
10:45	0	0	0	0	4	7	9	4	1	0	0	0	0	25
11:00	0	0	0	2	6	4	6	2	1	0	0	0	0	21
11:15	0	0	0	3	4	12	5	1	1	0	0	0	0	26
11:30	0	0	0	0	6	13	6	2	1	0	0	0	0	28
11:45	0	0	0	1	1	10	10	2	0	0	0	0	0	24
12:00 PM	0	0	0	3	4	9	7	6	1	0	0	0	0	30
12:15	0	0	0	1	8	7	12	4	0	0	0	0	0	32
12:30	0	0	0	0	5	9	11	3	2	0	0	0	0	30
12:45	0	0	0	1	1	7	11	4	2	0	0	0	0	26
13:00	0	0	1	0	14	16	9	5	1	0	0	0	0	46
13:15	0	0	0	0	6	10	7	7	3	0	0	0	0	33
13:30	0	2	0	1	7	15	13	5	2	0	0	0	0	45
13:45	0	0	0	0	3	7	6	8	1	1	0	0	0	26
14:00	0	0	0	0	4	8	13	4	1	0	0	0	0	30
14:15	0	0	0	0	5	14	9	5	3	1	0	0	0	37
14:30	0	0	0	1	7	16	15	3	0	0	0	0	0	42
14:45	0	0	0	0	9	10	23	9	1	0	0	0	0	52
15:00	0	0	0	0	3	13	18	11	8	2	0	0	0	55
15:15	0	0	0	2	7	21	18	6	1	1	0	0	0	56
15:30	0	0	1	2	10	20	13	2	4	0	0	0	0	52
15:45	0	0	1	6	13	16	13	7	2	0	0	0	0	58
16:00	0	1	1	2	3	18	19	7	1	0	0	0	0	52
16:15	0	0	0	6	5	8	11	16	7	3	0	0	0	50
16:30	0	0	0	3	3	20	20	12	2	2	0	0	0	62
16:45	0	0	0	8	15	14	13	8	3	2	0	0	0	63
17:00	0	0	1	3	10	15	20	6	0	2	0	0	0	57
17:15	0	0	1	0	10	22	22	6	0	1	1	0	0	63
17:30	0	0	0	0	4	18	17	11	2	0	0	0	0	52
17:45	0	0	0	0	3	11	26	15	7	2	0	0	0	64
18:00	0	0	0	1	6	24	16	4	2	0	0	0	0	53
18:15	0	0	1	0	9	17	23	9	1	0	0	0	0	60
18:30	0	0	0	0	7	18	13	6	2	1	0	0	0	47
18:45	0	0	0	0	6	16	15	6	0	1	0	0	0	44
19:00	0	0	0	0	1	7	10	10	0	1	0	0	0	29
19:15	0	0	0	0	2	18	9	6	2	0	0	0	0	37
19:30	0	0	0	0	6	12	12	1	1	0	0	0	0	32
19:45	0	0	0	0	0	12	8	1	2	0	0	0	0	23
20:00	0	0	0	1	3	14	6	1	0	0	0	0	0	25
20:15	0	0	0	2	5	8	7	1	0	0	0	0	0	23
20:30	0	0	0	4	7	3	8	2	0	0	0	0	0	24
20:45	0	0	0	1	0	4	3	1	1	0	0	0	0	10
21:00	0	0	0	0	4	13	7	0	0	0	0	0	0	24
21:15	0	0	0	2	2	12	6	4	2	0	0	0	0	28
21:30	0	0	0	1	0	7	7	0	2	0	0	0	0	17
21:45	0	0	0	0	5	3	1	0	0	0	0	0	0	11
22:00	0	0	0	1	0	0	6	0	1	0	0	0	0	8
22:15	0	0	0	1	4	4	4	0	1	0	0	0	0	10
22:30	0	0	0	0	1	1	2	0	0	0	0	0	0	4
22:45	0	0	0	0	0	2	2	1	0	0	0	0	0	5
23:00	0	0	0	0	1	2	2	0	1	0	0	0	0	6
23:15	0	0	0	1	0	2	1	1	0	0	0	0	0	5
23:30	0	0	0	1	0	3	2	0	0	0	0	0	0	6
23:45	0	0	0	0	2	1	0	1	0	0	0	0	0	4
<b>Totals</b>	<b>6</b>	<b>12</b>	<b>17</b>	<b>86</b>	<b>351</b>	<b>825</b>	<b>726</b>	<b>285</b>	<b>88</b>	<b>17</b>	<b>2</b>	<b>0</b>	<b>0</b>	<b>2425</b>
<b>% of Totals</b>	<b>0%</b>	<b>0%</b>	<b>1%</b>	<b>4%</b>	<b>14%</b>	<b>34%</b>	<b>30%</b>	<b>12%</b>	<b>4%</b>	<b>1%</b>	<b>0%</b>	<b>0%</b>	<b>0%</b>	<b>100%</b>

Directional Peak Periods	AM 7-9		NOON 12-2		PM 4-6		Off Peak Volumes	
All Classes	Volume	%	Volume	%	Volume	%	Volume	%
	359	15%	268	11%	463	19%	1335	55%

Street Name	Direction	Percentiles					
		15th	50th	Average	85th	95th	ADT
SW 106th Ave	North Bound	34	41	41	48	52	2646
SW 106th Ave	South Bound	33	39	40	45	50	2425

Day: Tuesday  
Date: 5/16/2023

City: Cooper City  
Project #: FL23\_140259\_014

**Summary**

Time	< 15	15 - 19	20 - 24	25 - 29	30 - 34	35 - 39	40 - 44	45 - 49	50 - 54	55 - 59	60 - 64	65 - 69	70 +	Total
00:00 AM	0	0	0	0	2	0	3	1	0	0	0	0	0	6
00:15	0	0	0	0	0	0	1	2	0	0	0	0	0	3
00:30	0	0	0	0	1	0	2	1	0	0	0	0	0	4
00:45	0	0	0	0	2	1	0	1	0	0	0	0	0	3
01:00	0	0	0	0	2	0	1	0	0	0	0	0	0	3
01:15	0	0	0	0	0	0	0	0	1	0	0	0	0	1
01:30	0	0	1	1	0	2	1	1	0	0	0	0	0	6
01:45	0	0	0	0	0	2	0	0	0	0	0	0	0	2
02:00	0	1	1	0	0	0	1	0	0	0	0	0	0	3
02:15	0	1	0	0	0	0	0	0	0	0	0	0	0	1
02:30	0	0	0	0	0	1	0	0	0	0	0	0	0	1
02:45	0	0	0	0	0	0	1	0	0	0	0	0	0	1
03:00	0	0	0	0	1	1	0	0	0	0	0	0	0	2
03:15	0	0	0	0	0	1	0	0	1	0	0	0	0	2
03:30	0	0	0	0	0	0	0	0	0	0	0	0	0	0
03:45	0	0	0	0	0	0	0	1	0	0	0	0	0	1
04:00	0	0	0	2	2	0	0	0	1	0	0	0	0	5
04:15	0	0	0	0	0	2	0	0	0	0	0	1	0	3
04:30	1	1	0	0	0	1	1	0	2	0	0	0	0	6
04:45	0	0	0	0	0	0	1	1	0	1	0	0	0	3
05:00	0	0	0	0	0	0	2	1	1	1	1	0	0	5
05:15	0	0	0	0	3	2	1	2	1	1	1	0	0	10
05:30	0	0	0	0	3	2	4	3	1	0	0	0	0	10
05:45	0	0	0	0	3	8	5	3	1	0	0	0	0	20
06:00	1	0	0	0	2	6	8	4	2	0	0	0	0	23
06:15	0	0	0	3	6	6	5	5	1	0	1	0	0	27
06:30	1	1	0	1	9	16	7	4	4	0	0	0	0	44
06:45	0	0	1	0	5	19	18	14	4	0	0	0	0	61
07:00	0	2	0	0	10	28	28	10	6	0	1	0	0	85
07:15	0	0	0	4	18	30	30	15	1	0	0	0	0	98
07:30	0	0	2	3	18	70	36	17	1	0	0	0	0	147
07:45	4	4	6	7	18	49	56	14	3	2	0	0	0	169
08:00	1	1	4	2	8	19	44	49	18	3	2	0	0	150
08:15	0	0	2	0	6	35	43	30	5	1	0	0	0	122
08:30	0	1	1	3	14	27	31	15	3	2	0	0	0	97
08:45	0	0	1	1	11	27	24	14	5	1	0	0	0	84
09:00	0	0	0	2	7	23	29	4	5	0	0	0	0	70
09:15	0	1	0	0	6	20	18	14	1	0	0	0	0	60
09:30	0	1	1	1	5	19	19	13	2	0	0	0	0	61
09:45	0	0	0	0	8	18	18	7	4	0	0	0	0	55
10:00	0	0	0	5	8	15	17	6	2	1	0	0	0	54
10:15	0	0	0	5	5	15	20	8	3	1	0	0	0	57
10:30	0	0	0	2	4	23	16	6	2	0	0	0	0	53
10:45	0	0	0	1	5	15	17	7	3	0	1	0	0	49
11:00	0	0	0	2	9	12	17	7	5	0	0	0	0	52
11:15	0	0	1	3	4	18	10	5	3	1	0	1	0	46
11:30	0	0	0	1	13	20	11	6	1	0	0	0	0	52
11:45	0	0	0	4	4	19	21	5	1	0	0	0	0	54
12:00 PM	0	0	0	3	8	24	19	11	2	0	0	0	0	67
12:15	0	0	0	2	12	13	23	14	0	0	0	0	0	64
12:30	0	0	1	0	7	24	20	6	4	1	0	0	0	63
12:45	0	0	0	6	3	14	26	10	3	0	0	0	0	62
13:00	0	0	1	0	20	25	15	11	1	0	0	0	0	73
13:15	0	0	0	3	9	17	18	16	5	2	0	0	0	70
13:30	0	2	0	0	1	9	24	13	3	0	0	0	0	76
13:45	0	0	1	2	8	19	21	14	1	2	0	0	0	68
14:00	0	0	1	3	11	22	23	8	4	2	0	0	0	74
14:15	0	0	2	1	9	22	16	12	4	1	0	0	0	67
14:30	0	0	0	2	9	22	30	13	2	0	0	0	0	78
14:45	0	0	0	0	3	12	26	49	17	3	1	0	0	111
15:00	0	1	1	3	11	3	25	42	40	23	7	0	0	142
15:15	0	0	0	3	13	43	42	15	6	1	0	0	0	123
15:30	0	0	1	6	17	27	22	6	6	0	0	0	0	85
15:45	0	0	1	10	16	28	31	12	4	0	2	0	0	104
16:00	0	1	1	7	15	25	28	12	5	1	0	0	0	95
16:15	0	0	0	0	7	11	18	29	14	7	1	0	0	87
16:30	0	0	0	3	8	35	35	28	6	2	0	0	0	117
16:45	1	4	7	21	27	22	22	15	7	2	0	0	0	128
17:00	0	2	2	9	21	33	31	16	4	2	0	0	0	120
17:15	0	0	1	0	18	40	36	15	8	2	2	0	0	122
17:30	0	0	1	0	9	36	36	24	6	1	0	0	0	119
17:45	0	0	0	0	5	12	37	29	15	5	0	0	0	101
18:00	0	0	1	4	8	29	33	18	3	1	0	0	0	97
18:15	0	0	1	2	12	26	37	12	4	1	0	0	0	95
18:30	0	0	0	1	9	31	19	13	6	1	0	0	0	80
18:45	0	0	0	0	9	22	25	11	1	2	0	0	0	70
19:00	0	0	0	0	2	11	18	22	6	2	0	0	0	64
19:15	0	0	0	0	0	12	26	15	3	0	0	0	0	71
19:30	0	0	0	0	7	20	22	6	1	0	0	0	0	56
19:45	0	0	0	4	2	22	18	10	2	0	0	0	0	58
20:00	0	0	0	2	4	20	16	3	4	0	0	0	0	49
20:15	0	1	0	3	7	15	19	7	1	0	0	0	0	53
20:30	0	1	0	5	11	13	14	4	4	0	0	0	0	51
20:45	0	0	0	2	2	9	10	6	2	0	0	0	0	31
21:00	0	0	0	0	4	14	13	1	1	0	0	0	0	33
21:15	0	0	0	3	3	16	10	6	3	1	0	0	0	42
21:30	0	0	0	1	3	10	14	1	2	0	0	0	0	31
21:45	0	0	0	0	0	7	5	6	1	1	0	0	0	23
22:00	0	0	0	1	2	5	9	1	1	0	0	0	0	19
22:15	0	0	0	0	5	7	5	3	2	0	0	0	0	22
22:30	0	0	0	1	2	3	3	3	1	0	0	0	0	13
22:45	0	0	0	0	0	2	3	2	1	0	0	0	0	8
23:00	0	0	0	1	1	3	3	0	1	0	0	0	0	9
23:15	0	0	0	1	1	4	3	1	1	0	0	0	0	11
23:30	0	0	0	1	0	3	2	0	0	0	0	0	0	6
23:45	0	0	0	0	2	1	2	1	1	0	0	0	0	7
<b>Totals</b>	<b>8</b>	<b>28</b>	<b>41</b>	<b>194</b>	<b>654</b>	<b>1547</b>	<b>1572</b>	<b>742</b>	<b>230</b>	<b>44</b>	<b>7</b>	<b>2</b>	<b>0</b>	<b>5071</b>
<b>% of Totals</b>	<b>0%</b>	<b>1%</b>	<b>1%</b>	<b>4%</b>	<b>13%</b>	<b>31%</b>	<b>31%</b>	<b>15%</b>	<b>5%</b>	<b>1%</b>	<b>0%</b>	<b>0%</b>	<b>0%</b>	<b>100%</b>

Directional Peak Periods	AM 7-9	NOON 12-2	PM 4-6	Off Peak Volumes
All Classes	Volume 946	Volume 543	Volume 883	Volume 2699
	% 19%	% 11%	% 17%	% 53%

Street Name	Direction	15th	50th	Average	85th	95th	ADT
SW 106th Ave	Summary	34	40	40	47	51	5071

# SPEED

SW 106th Ave Bet. SW 53rd St & SW 55th St

Day: Tuesday  
Date: 5/16/2023

City: Cooper City  
Project #: FL23\_140259\_014n

## North Bound

Time	< 15	15 - 19	20 - 24	25 - 29	30 - 34	35 - 39	40 - 44	45 - 49	50 - 54	55 - 59	60 - 64	65 - 69	70 +	Total
00:00 AM	0	0	0	0	3	1	3	2	0	0	0	0	0	9
01:00	0	0	0	0	1	0	0	1	1	0	0	0	0	3
02:00	0	1	0	0	1	0	1	0	0	0	0	0	0	3
03:00	0	0	0	0	0	1	1	0	0	0	0	0	0	2
04:00	0	1	0	0	2	3	1	1	2	1	0	1	0	12
05:00	0	0	0	1	0	3	8	6	2	2	0	0	0	22
06:00	1	1	0	3	12	21	31	23	8	0	1	0	0	101
07:00	0	1	2	8	38	107	91	42	5	1	0	0	0	295
08:00	1	4	4	6	31	79	101	50	11	5	0	0	0	292
09:00	0	0	1	2	14	33	51	24	7	0	0	0	0	132
10:00	0	0	0	9	11	33	35	14	8	1	1	0	0	112
11:00	0	0	1	4	13	30	32	16	7	1	0	1	0	105
12:00 PM	0	0	1	6	12	43	47	24	4	1	0	0	0	138
13:00	0	0	1	5	16	37	43	29	3	3	0	0	0	137
14:00	0	0	3	8	16	44	58	29	8	3	0	0	0	169
15:00	0	1	1	9	28	65	80	33	14	0	2	0	0	233
16:00	1	4	7	20	32	37	46	35	16	2	0	0	0	200
17:00	0	2	2	8	25	65	58	38	19	2	1	0	0	220
18:00	0	0	1	6	10	33	47	29	9	3	0	0	0	138
19:00	0	0	0	5	17	34	38	29	2	0	0	0	0	125
20:00	0	2	0	4	9	28	35	15	9	0	0	0	0	102
21:00	0	0	0	1	5	10	19	9	3	2	0	0	0	49
22:00	0	0	0	1	7	10	6	8	3	0	0	0	0	35
23:00	0	0	0	2	0	5	4	0	1	0	0	0	0	12
<b>Totals</b>	<b>3</b>	<b>17</b>	<b>24</b>	<b>108</b>	<b>303</b>	<b>722</b>	<b>836</b>	<b>457</b>	<b>142</b>	<b>27</b>	<b>5</b>	<b>2</b>		<b>2646</b>
<b>% of Totals</b>	<b>0%</b>	<b>1%</b>	<b>1%</b>	<b>4%</b>	<b>11%</b>	<b>27%</b>	<b>32%</b>	<b>17%</b>	<b>5%</b>	<b>1%</b>	<b>0%</b>	<b>0%</b>		<b>100%</b>

<b>AM Volumes</b>	2	8	8	33	126	311	355	179	51	11	2	2	0	1088
<b>% AM</b>	0%	0%	0%	1%	5%	12%	13%	7%	2%	0%	0%	0%	0%	41%
<b>AM Peak Hour</b>	06:00	08:00	08:00	10:00	07:00	07:00	08:00	08:00	08:00	08:00	06:00	04:00		07:00
<b>Volume</b>	1	4	4	9	38	107	101	50	11	5	1	1		295
<b>PM Volumes</b>	1	9	16	75	177	411	481	278	91	16	3	0	0	1558
<b>% PM</b>	0%	0%	1%	3%	7%	16%	18%	11%	3%	1%	0%			59%
<b>PM Peak Hour</b>	16:00	16:00	16:00	16:00	16:00	15:00	15:00	17:00	17:00	13:00	15:00			15:00
<b>Volume</b>	1	4	7	20	32	65	80	38	19	3	2			233

Directional Peak Periods All Speeds	AM 7-9		NOON 12-2		PM 4-6		Off Peak Volumes	
	Volume	%	Volume	%	Volume	%	Volume	%
	587	↔ 22%	275	↔ 10%	420	↔ 16%	1364	↔ 52%

Street Name	Direction	Percentiles					ADT
		15th	50th	Average	85th	95th	
SW 106th Ave	North Bound	34	41	41	48	52	2646
SW 106th Ave	South Bound	33	39	40	45	50	2425



# SPEED

SW 106th Ave Bet. SW 53rd St & SW 55th St

Day: Tuesday  
Date: 5/16/2023

City: Cooper City  
Project #: FL23\_140259\_014s

**South Bound**

Time	< 15	15 - 19	20 - 24	25 - 29	30 - 34	35 - 39	40 - 44	45 - 49	50 - 54	55 - 59	60 - 64	65 - 69	70 +	Total
00:00 AM	0	0	0	0	2	0	3	2	0	0	0	0	0	7
01:00	0	0	0	1	2	2	3	0	1	0	0	0	0	9
02:00	0	1	1	0	0	0	1	0	0	0	0	0	0	3
03:00	0	0	0	0	1	1	0	0	1	0	0	0	0	3
04:00	1	0	0	2	0	1	0	0	1	0	0	0	0	5
05:00	0	0	0	0	3	4	7	5	3	1	0	0	0	23
06:00	1	0	1	1	6	19	16	7	3	0	0	0	0	54
07:00	4	5	6	6	26	70	59	14	6	1	1	0	0	198
08:00	0	1	2	6	19	54	46	27	5	1	0	0	0	161
09:00	0	2	0	1	12	47	33	14	4	1	0	0	0	114
10:00	0	0	0	4	11	35	35	13	2	1	0	0	0	101
11:00	0	0	0	6	17	39	27	7	3	0	0	0	0	99
12:00 PM	0	0	0	5	18	32	41	17	5	0	0	0	0	118
13:00	0	2	1	1	30	48	35	25	7	1	0	0	0	150
14:00	0	0	0	1	25	48	60	21	5	1	0	0	0	161
15:00	0	0	2	13	43	75	55	23	9	1	0	0	0	221
16:00	0	1	1	18	29	63	68	34	9	4	0	0	0	227
17:00	0	0	2	6	35	81	74	30	4	3	1	0	0	236
18:00	0	0	1	1	28	75	67	25	5	2	0	0	0	204
19:00	0	0	0	1	15	52	39	8	6	0	0	0	0	121
20:00	0	0	0	8	15	29	24	5	1	0	0	0	0	82
21:00	0	0	0	3	8	37	23	5	4	0	0	0	0	80
22:00	0	0	0	1	2	7	14	1	2	0	0	0	0	27
23:00	0	0	0	1	4	6	6	2	2	0	0	0	0	21
<b>Totals</b>	<b>6</b>	<b>12</b>	<b>17</b>	<b>86</b>	<b>351</b>	<b>825</b>	<b>736</b>	<b>285</b>	<b>88</b>	<b>17</b>	<b>2</b>			<b>2425</b>
<b>% of Totals</b>	<b>0%</b>	<b>0%</b>	<b>1%</b>	<b>4%</b>	<b>14%</b>	<b>34%</b>	<b>30%</b>	<b>12%</b>	<b>4%</b>	<b>1%</b>	<b>0%</b>			<b>100%</b>

<b>AM Volumes</b>	6	9	10	27	99	272	230	89	29	5	1	0	0	777
<b>% AM</b>	0%	0%	0%	1%	4%	11%	9%	4%	1%	0%	0%			32%
<b>AM Peak Hour</b>	07:00	07:00	07:00	07:00	07:00	07:00	07:00	08:00	07:00	05:00	07:00			07:00
<b>Volume</b>	4	5	6	6	26	70	59	27	6	1	1			198
<b>PM Volumes</b>	0	3	7	59	252	553	506	196	59	12	1	0	0	1648
<b>% PM</b>		0%	0%	2%	10%	23%	21%	8%	2%	0%	0%			68%
<b>PM Peak Hour</b>		13:00	15:00	16:00	15:00	17:00	17:00	16:00	15:00	16:00	17:00			17:00
<b>Volume</b>		2	2	18	43	81	74	34	9	4	1			236

Directional Peak Periods All Speeds	AM 7-9		NOON 12-2		PM 4-6		Off Peak Volumes	
	Volume	%	Volume	%	Volume	%	Volume	%
	359	↔ 15%	268	↔ 11%	463	↔ 19%	1335	↔ 55%

Street Name	Direction	Percentiles					ADT
		15th	50th	Average	85th	95th	
SW 106th Ave	North Bound	34	41	41	48	52	2646
SW 106th Ave	South Bound	33	39	40	45	50	2425

**SPEED**

SW 106th Ave Bet. SW 53rd St &amp; SW 55th St

Day: Tuesday  
Date: 5/16/2023City: Cooper City  
Project #: FL23\_140259\_014**Summary**

Time	< 15	15 - 19	20 - 24	25 - 29	30 - 34	35 - 39	40 - 44	45 - 49	50 - 54	55 - 59	60 - 64	65 - 69	70 +	Total
00:00 AM	0	0	0	0	5	1	6	4	0	0	0	0	0	16
01:00	0	0	0	1	3	2	3	1	2	0	0	0	0	12
02:00	0	2	1	0	1	0	2	0	0	0	0	0	0	6
03:00	0	0	0	0	1	2	1	0	1	0	0	0	0	5
04:00	1	1	0	2	2	4	1	1	3	1	0	1	0	17
05:00	0	0	0	1	3	7	15	11	5	3	0	0	0	45
06:00	2	1	1	4	18	40	47	30	11	0	1	0	0	155
07:00	4	6	8	14	64	177	150	56	11	2	1	0	0	493
08:00	1	5	6	12	50	133	147	77	16	6	0	0	0	453
09:00	0	2	1	3	26	80	84	38	11	1	0	0	0	246
10:00	0	0	0	13	22	68	70	27	10	2	1	0	0	213
11:00	0	0	1	10	30	69	59	23	10	1	0	1	0	204
12:00 PM	0	0	1	11	30	75	88	41	9	1	0	0	0	256
13:00	0	2	2	6	46	85	78	54	10	4	0	0	0	287
14:00	0	0	3	9	41	92	118	50	13	4	0	0	0	330
15:00	0	1	3	22	71	140	135	56	23	1	2	0	0	454
16:00	1	5	8	38	61	100	114	69	25	6	0	0	0	427
17:00	0	2	4	14	60	146	132	68	23	5	2	0	0	456
18:00	0	0	2	7	38	108	114	54	14	5	0	0	0	342
19:00	0	0	0	6	32	86	77	37	8	0	0	0	0	246
20:00	0	2	0	12	24	57	59	20	10	0	0	0	0	184
21:00	0	0	0	4	13	47	42	14	7	2	0	0	0	129
22:00	0	0	0	2	9	17	20	9	5	0	0	0	0	62
23:00	0	0	0	3	4	11	10	2	3	0	0	0	0	33
<b>Totals</b>	<b>9</b>	<b>29</b>	<b>41</b>	<b>194</b>	<b>654</b>	<b>1547</b>	<b>1572</b>	<b>742</b>	<b>230</b>	<b>44</b>	<b>7</b>	<b>2</b>		<b>5071</b>
<b>% of Totals</b>	<b>0%</b>	<b>1%</b>	<b>1%</b>	<b>4%</b>	<b>13%</b>	<b>31%</b>	<b>31%</b>	<b>15%</b>	<b>5%</b>	<b>1%</b>	<b>0%</b>	<b>0%</b>		<b>100%</b>

<b>AM Volumes</b>	8	17	18	60	225	583	585	268	80	16	3	2	0	1865
<b>% AM</b>	0%	0%	0%	1%	4%	11%	12%	5%	2%	0%	0%	0%	0%	37%
<b>AM Peak Hour</b>	07:00	07:00	07:00	07:00	07:00	07:00	07:00	08:00	08:00	08:00	06:00	04:00		07:00
<b>Volume</b>	4	6	8	14	64	177	150	77	16	6	1	1		493
<b>PM Volumes</b>	1	12	23	134	429	964	987	474	150	28	4	0	0	3206
<b>% PM</b>	0%	0%	0%	3%	8%	19%	19%	9%	3%	1%	0%			63%
<b>PM Peak Hour</b>	16:00	16:00	16:00	16:00	15:00	17:00	15:00	16:00	16:00	16:00	15:00			17:00
<b>Volume</b>	1	5	8	38	71	146	135	69	25	6	2			456
<b>Directional Peak Periods All Speeds</b>	<b>AM 7-9</b>		<b>NOON 12-2</b>		<b>PM 4-6</b>		<b>Off Peak Volumes</b>							
	Volume		%	Volume		%	Volume		%	Volume		%		
	946	↔	19%	543	↔	11%	883	↔	17%	2699	↔	53%		

Street Name	Direction	Percentiles					ADT
		15th	50th	Average	85th	95th	
SW 106th Ave	Summary	34	40	40	47	51	5071

**VOLUME**

SW 106th Ave Bet. SW 53rd St & SW 55th St

Day: Tuesday  
Date: 5/16/2023

City: Cooper City  
Project #: FL23\_140259\_014

DAILY TOTALS												Total	
				NB		SB		EB		WB			
				2,646		2,425		0		0		5,071	
AM Period	NB	SB	EB	WB	TOTAL	PMI Period	NB	SB	EB	WB	TOTAL		
00:00	2	4	0	0	6	12:00	37	30	0	0	67		
00:15	1	2	0	0	3	12:15	32	32	0	0	64		
00:30	3	1	0	0	4	12:30	33	30	0	0	63		
00:45	3	9	0	0	12	12:45	36	138	26	118	62	256	
01:00	0	0	0	0	3	13:00	27	46	0	0	73		
01:15	1	3	0	0	4	13:15	37	33	0	0	70		
01:30	2	4	0	0	6	13:30	31	45	0	0	76		
01:45	0	3	2	9	14	13:45	42	137	26	150	68	287	
02:00	0	3	0	0	3	14:00	44	30	0	0	74		
02:15	1	0	0	0	1	14:15	30	37	0	0	67		
02:30	1	0	0	0	1	14:30	36	42	0	0	78		
02:45	1	3	0	0	4	14:45	59	169	52	161	111	330	
03:00	1	1	0	0	2	15:00	87	55	0	0	142		
03:15	0	2	0	0	2	15:15	67	56	0	0	123		
03:30	0	0	0	0	0	15:30	33	52	0	0	85		
03:45	1	2	0	0	3	15:45	46	233	58	221	104	454	
04:00	3	2	0	0	5	16:00	43	52	0	0	95		
04:15	3	0	0	0	3	16:15	37	50	0	0	87		
04:30	3	3	0	0	6	16:30	55	62	0	0	117		
04:45	3	12	0	0	15	16:45	65	200	63	227	101	427	
05:00	4	1	0	0	5	17:00	63	57	0	0	120		
05:15	5	5	0	0	10	17:15	59	63	0	0	122		
05:30	3	7	0	0	10	17:30	61	52	0	0	113		
05:45	10	22	10	23	55	17:45	37	220	64	236	101	456	
06:00	17	6	0	0	23	18:00	44	53	0	0	97		
06:15	18	9	0	0	27	18:15	35	60	0	0	95		
06:30	31	13	0	0	44	18:30	33	47	0	0	80		
06:45	35	101	26	54	163	18:45	26	138	44	204	70	342	
07:00	48	37	0	0	85	19:00	32	29	0	0	61		
07:15	62	36	0	0	98	19:15	34	37	0	0	71		
07:30	99	48	0	0	147	19:30	24	32	0	0	56		
07:45	86	295	77	198	558	19:45	35	125	23	121	58	246	
08:00	101	49	0	0	150	20:00	24	25	0	0	49		
08:15	75	47	0	0	122	20:15	30	23	0	0	53		
08:30	61	36	0	0	97	20:30	27	24	0	0	51		
08:45	55	292	29	161	453	20:45	21	102	10	82	31	184	
09:00	38	32	0	0	70	21:00	9	24	0	0	33		
09:15	34	26	0	0	60	21:15	14	28	0	0	42		
09:30	32	29	0	0	61	21:30	14	17	0	0	31		
09:45	28	132	27	114	246	21:45	12	49	11	80	23	129	
10:00	34	20	0	0	54	22:00	11	8	0	0	19		
10:15	28	29	0	0	57	22:15	12	10	0	0	22		
10:30	26	27	0	0	53	22:30	9	4	0	0	13		
10:45	24	112	25	101	213	22:45	3	35	5	27	8	62	
11:00	31	21	0	0	52	23:00	3	6	0	0	9		
11:15	20	26	0	0	46	23:15	6	5	0	0	11		
11:30	24	28	0	0	52	23:30	0	6	0	0	6		
11:45	30	105	24	99	204	23:45	3	12	4	21	7	33	
TOTALS	1088	777			1865	TOTALS	1558	1648			3206		
SPLIT %	58.3%	41.7%			36.8%	SPLIT %	48.6%	51.4%			63.2%		
DAILY TOTALS												Total	
				NB		SB		EB		WB			
				2,646		2,425		0		0		5,071	
AM Peak Hour	07:30	07:30			07:30	PM Peak Hour	14:30	16:30			16:30		
AM Pk Volume	361	221			582	PM Pk Volume	249	245			487		
Pk Hr Factor	0.894	0.718			0.893	Pk Hr Factor	0.716	0.972			0.951		
7 - 9 Volume	587	359			946	4 - 6 Volume	420	463			883		
7 - 9 Peak Hour	07:30	07:30			07:30	4 - 6 Peak Hour	16:45	16:30			16:30		
7 - 9 Pk Volume	361	221			582	4 - 6 Pk Volume	248	245			487		
Pk Hr Factor	0.894	0.718			0.893	Pk Hr Factor	0.954	0.972			0.951		



North Bound														
Time	< 15	15 - 19	20 - 24	25 - 29	30 - 34	35 - 39	40 - 44	45 - 49	50 - 54	55 - 59	60 - 64	65 - 69	70 +	Total
00:00 AM	0	0	0	0	0	0	1	0	0	0	0	0	0	1
00:15	0	0	0	0	0	1	0	0	0	0	0	0	0	1
00:30	0	0	0	0	0	0	0	2	0	0	0	0	0	2
00:45	0	0	0	0	0	1	0	0	0	0	0	0	0	1
01:00	0	0	0	0	0	0	1	0	0	0	0	0	0	1
01:15	0	0	0	0	1	0	0	0	0	0	0	0	0	1
01:30	0	0	0	0	0	1	0	0	0	0	0	0	0	1
01:45	0	0	0	1	0	0	0	0	0	0	0	0	0	1
02:00	0	0	0	0	0	0	0	0	0	0	0	0	0	0
02:15	0	0	0	0	0	0	0	0	0	0	0	0	0	0
02:30	0	0	0	0	0	0	0	0	0	0	0	0	0	0
02:45	0	0	0	0	0	1	0	0	0	0	0	0	0	1
03:00	0	0	0	0	0	0	0	0	0	0	0	0	0	0
03:15	0	0	0	0	0	0	0	0	0	0	0	0	0	0
03:30	0	0	0	0	0	0	0	0	0	0	0	0	0	0
03:45	0	0	0	0	0	0	1	0	0	0	0	0	0	1
04:00	0	0	0	0	1	0	0	0	0	0	0	0	0	1
04:15	0	0	0	0	0	0	0	0	0	0	0	0	0	0
04:30	0	0	0	0	0	2	0	2	1	0	0	0	0	5
04:45	0	0	0	0	0	0	1	0	0	0	0	0	0	1
05:00	0	0	0	0	0	0	0	2	0	0	0	0	0	2
05:15	0	0	0	0	0	0	2	2	1	0	0	0	0	5
05:30	0	0	0	0	0	1	1	3	0	0	0	0	0	5
05:45	0	0	0	1	0	1	4	4	1	0	0	0	0	11
06:00	1	0	0	0	0	2	5	4	0	2	0	0	0	18
06:15	0	1	1	0	3	3	6	3	0	2	0	0	0	19
06:30	0	0	0	0	6	4	3	1	0	0	0	0	0	16
06:45	0	0	0	2	4	5	12	10	4	0	1	0	0	38
07:00	0	0	0	0	3	20	15	8	2	1	0	0	0	49
07:15	0	0	3	11	4	14	19	9	0	0	0	0	0	60
07:30	0	0	0	0	14	28	23	10	4	2	0	0	0	84
07:45	0	0	0	0	12	38	40	8	2	0	0	0	0	100
08:00	4	4	1	3	7	11	24	36	11	2	0	0	0	99
08:15	0	0	1	0	16	24	24	10	3	0	0	0	0	78
08:30	0	0	0	1	7	20	24	5	2	1	0	0	0	60
08:45	0	0	0	1	4	18	14	5	0	1	0	0	0	43
09:00	0	0	0	0	3	8	22	7	5	0	0	0	0	45
09:15	0	0	0	0	3	6	10	7	1	0	0	0	0	33
09:30	0	0	0	1	11	5	10	3	2	1	0	0	0	33
09:45	0	0	0	1	6	8	10	6	1	1	0	0	0	33
10:00	0	0	2	4	4	5	9	8	2	1	0	0	0	31
10:15	0	0	0	1	3	8	16	7	3	0	0	0	0	38
10:30	0	0	0	0	1	11	9	6	1	0	0	0	0	28
10:45	0	0	0	1	4	5	10	10	0	0	0	0	0	31
11:00	0	0	4	1	1	3	7	1	0	0	0	0	0	17
11:15	0	0	0	2	4	9	7	4	1	1	0	0	0	28
11:30	0	0	0	0	1	4	10	7	2	0	0	0	0	24
11:45	0	0	2	2	4	5	9	5	2	0	0	0	0	29
12:00 PM	0	0	0	0	2	8	12	7	2	0	0	0	0	31
12:15	0	0	1	1	3	9	9	2	0	0	0	0	0	34
12:30	0	0	0	1	3	7	8	5	1	0	0	0	0	25
12:45	0	0	1	1	10	6	9	8	4	0	0	0	0	39
13:00	0	0	0	2	4	1	10	7	3	0	1	0	0	28
13:15	0	0	0	2	5	10	7	5	1	0	1	0	0	31
13:30	0	0	0	1	2	3	16	13	0	0	0	0	0	35
13:45	0	0	0	0	5	12	8	10	1	0	0	0	0	36
14:00	1	0	1	2	4	10	4	7	7	0	0	0	0	36
14:15	0	0	1	1	4	14	7	7	1	1	0	0	0	36
14:30	0	0	0	1	8	8	18	7	2	1	0	0	0	45
14:45	0	0	0	1	6	18	15	6	4	0	0	0	0	50
15:00	1	3	3	11	19	17	8	8	1	1	0	0	0	61
15:15	0	0	0	6	10	17	22	12	5	1	0	0	0	73
15:30	0	0	0	2	2	9	17	12	7	0	1	0	0	50
15:45	0	0	0	1	10	12	15	11	2	0	0	0	0	51
16:00	0	0	1	1	3	12	9	9	4	1	0	0	0	40
16:15	0	0	0	1	7	11	9	10	4	2	0	0	0	44
16:30	0	0	0	0	7	2	21	10	2	3	0	0	0	40
16:45	0	0	0	0	5	10	12	9	2	0	1	0	0	39
17:00	0	0	1	1	4	15	17	7	0	2	0	0	0	47
17:15	0	0	0	1	6	8	11	13	2	2	0	0	0	43
17:30	0	0	0	1	5	11	19	11	1	0	0	0	0	48
17:45	0	0	0	1	6	11	18	10	3	0	0	0	0	49
18:00	0	0	0	3	6	5	14	7	2	1	0	0	0	38
18:15	0	0	0	1	3	3	11	3	3	1	0	0	0	25
18:30	0	0	0	2	5	4	13	11	1	0	0	0	0	36
18:45	0	0	0	0	2	11	8	2	1	2	0	0	0	26
19:00	0	0	0	0	0	3	7	8	5	0	1	0	0	24
19:15	0	0	0	0	3	4	10	10	1	0	0	0	0	32
19:30	0	0	0	0	0	4	7	5	2	0	0	0	0	18
19:45	1	0	0	2	2	4	7	3	1	0	0	0	0	20
20:00	0	0	0	1	1	6	10	6	4	2	0	0	0	30
20:15	0	0	0	1	4	10	11	8	0	1	0	0	0	35
20:30	0	0	0	1	9	5	3	0	2	0	0	0	0	20
20:45	0	0	1	2	6	4	8	3	0	0	0	0	0	24
21:00	0	0	0	0	3	3	8	6	1	0	0	0	0	21
21:15	0	0	0	0	3	1	6	3	0	1	0	0	0	14
21:30	0	1	1	0	1	3	3	2	1	1	0	0	0	13
21:45	0	0	0	0	1	6	0	3	0	1	0	0	0	11
22:00	0	0	0	0	0	3	2	4	0	0	0	0	0	9
22:15	0	0	0	0	1	0	2	0	1	0	0	0	0	4
22:30	0	0	0	1	0	3	5	1	0	0	0	0	0	10
22:45	0	0	0	0	1	1	0	1	0	0	0	0	0	3
23:00	0	0	0	0	0	0	2	1	2	0	0	0	0	5
23:15	0	0	0	0	1	1	3	0	0	0	0	0	0	5
23:30	0	0	0	0	0	0	1	0	0	0	0	0	0	1
23:45	0	0	0	0	1	0	1	0	0	0	0	0	0	2
<b>Totals</b>	<b>8</b>	<b>6</b>	<b>26</b>	<b>50</b>	<b>321</b>	<b>616</b>	<b>806</b>	<b>469</b>	<b>125</b>	<b>37</b>	<b>7</b>	<b>0</b>	<b>0</b>	<b>2511</b>
<b>% of Totals</b>	<b>0%</b>	<b>0%</b>	<b>1%</b>	<b>4%</b>	<b>13%</b>	<b>25%</b>	<b>32%</b>	<b>19%</b>	<b>5%</b>	<b>1%</b>	<b>0%</b>	<b>0%</b>	<b>0%</b>	<b>100%</b>

	AM Volumes	PM Volumes	NOON 12-2	PM 4-6	Off Peak Volumes
Volume	573	259	350	1329	
%	23%	10%	14%	53%	

Street Name	Direction	Percentiles				
		15th	50th	Average	85th	95th
SW 106th Ave	North Bound	34	41	41	48	52
SW 106th Ave	South Bound	34	39	40	46	50
						ADT
						2511
						2387

South Bound

Time	< 15	15 - 19	20 - 24	25 - 29	30 - 34	35 - 39	40 - 44	45 - 49	50 - 54	55 - 59	60 - 64	65 - 69	70 +	Total
00:00 AM	0	0	0	0	0	3	0	0	0	0	0	0	0	3
00:15	0	0	0	0	0	0	0	0	1	0	0	0	0	1
00:30	0	0	0	0	0	0	1	0	1	0	0	0	0	2
00:45	0	0	0	0	0	0	0	0	0	0	1	0	0	1
01:00	0	0	0	0	0	0	1	0	0	0	0	0	0	1
01:15	0	0	0	0	0	1	0	0	0	0	0	0	0	1
01:30	0	0	0	0	0	1	0	0	0	0	0	0	0	1
01:45	0	0	1	0	0	0	0	0	0	0	0	0	0	1
02:00	0	0	0	0	0	0	0	0	0	0	0	0	0	0
02:15	0	0	0	0	0	0	0	2	0	0	0	0	0	2
02:30	0	0	0	0	0	0	0	0	0	0	0	0	0	0
02:45	0	0	0	0	0	0	0	0	0	0	0	0	0	0
03:00	0	0	0	0	0	0	0	0	0	0	0	0	0	0
03:15	0	0	0	0	0	0	0	0	0	0	0	0	0	0
03:30	0	0	0	0	0	0	0	0	0	0	0	0	0	0
03:45	0	0	0	0	0	0	0	0	0	0	0	0	0	0
04:00	0	0	0	0	0	3	0	0	0	0	0	0	0	3
04:15	0	0	0	0	0	0	0	0	0	0	0	0	0	0
04:30	0	0	0	0	0	2	1	0	0	0	1	0	0	4
04:45	1	0	0	0	0	0	0	1	0	0	0	0	0	2
05:00	0	0	0	0	1	0	0	2	1	0	1	0	0	5
05:15	0	0	0	0	1	4	0	0	0	0	0	0	0	5
05:30	0	0	0	0	1	4	2	0	0	0	0	0	0	7
05:45	0	0	1	0	0	1	2	3	0	0	1	0	0	8
06:00	0	0	0	1	1	2	1	2	0	1	0	0	0	8
06:15	0	0	0	0	2	4	6	3	0	0	0	0	0	15
06:30	0	0	0	0	0	4	4	0	1	0	0	0	0	9
06:45	0	0	0	0	6	9	7	2	1	0	1	0	0	26
07:00	0	0	0	4	5	7	15	1	1	0	0	0	0	33
07:15	0	0	1	11	4	17	5	2	1	0	0	0	0	41
07:30	0	0	0	2	12	13	16	3	1	0	0	0	0	47
07:45	0	0	0	0	5	19	22	11	3	1	0	0	0	61
08:00	0	0	0	0	3	19	18	14	1	0	0	0	0	55
08:15	0	0	0	0	3	24	14	7	2	0	0	0	0	50
08:30	0	2	4	2	1	9	13	6	2	0	0	0	0	39
08:45	0	0	1	10	7	15	0	0	0	0	0	0	0	33
09:00	0	0	3	2	12	10	2	5	2	0	0	0	0	36
09:15	0	0	1	3	11	4	4	4	0	0	1	0	0	24
09:30	0	1	0	6	13	4	4	0	0	0	1	0	0	28
09:45	0	0	0	2	7	8	7	4	1	0	0	0	0	29
10:00	0	0	0	3	5	3	8	3	2	0	0	0	0	24
10:15	0	0	0	0	3	6	11	3	0	0	0	0	0	23
10:30	0	0	0	2	2	13	6	1	1	0	0	0	0	25
10:45	0	0	0	0	1	2	8	6	1	0	0	0	0	18
11:00	0	0	1	1	7	8	9	3	0	0	0	0	0	29
11:15	0	0	0	1	2	14	8	2	2	0	0	0	0	29
11:30	0	0	0	1	3	7	4	3	3	0	0	0	0	21
11:45	0	0	2	1	6	4	8	4	1	1	0	0	0	27
12:00 PM	0	0	0	0	5	17	10	2	1	0	0	0	0	35
12:15	0	0	0	0	4	8	11	4	1	1	0	0	0	29
12:30	0	0	0	2	4	6	11	8	0	0	0	0	0	31
12:45	0	0	0	0	5	7	7	7	1	0	0	0	0	27
13:00	0	0	0	0	5	10	10	4	3	0	0	0	0	32
13:15	0	0	0	2	1	14	10	8	2	0	0	0	0	37
13:30	0	0	0	0	4	5	9	12	3	0	0	0	0	35
13:45	0	0	0	0	3	17	7	0	0	0	0	0	0	27
14:00	0	0	0	0	4	18	6	6	0	0	0	0	0	34
14:15	0	0	0	1	5	17	11	0	0	1	0	0	0	35
14:30	0	0	1	0	7	12	20	7	1	0	0	0	0	48
14:45	0	0	0	0	5	8	21	14	5	0	0	0	0	53
15:00	0	1	0	0	16	15	6	0	2	0	0	0	0	48
15:15	0	0	0	3	7	24	8	1	0	0	0	0	0	43
15:30	0	0	0	0	1	26	20	3	0	0	0	0	0	50
15:45	0	2	1	2	17	15	8	4	0	0	0	0	0	49
16:00	0	0	0	1	4	15	21	3	3	0	0	0	0	47
16:15	0	0	0	3	11	24	17	4	1	0	0	0	0	62
16:30	0	0	0	1	10	19	9	4	5	0	1	0	0	48
16:45	0	1	0	1	7	26	17	8	2	0	0	0	0	62
17:00	0	0	0	1	6	21	18	3	2	0	0	0	0	51
17:15	0	0	0	0	4	11	17	6	3	0	0	0	0	41
17:30	0	0	0	1	7	23	22	10	1	2	0	0	0	67
17:45	0	0	0	1	5	28	20	10	2	0	0	0	0	66
18:00	0	0	0	1	3	18	13	17	1	0	0	0	0	53
18:15	0	0	0	1	6	13	22	7	2	0	0	0	0	51
18:30	0	0	0	1	6	25	15	6	0	0	0	0	0	53
18:45	0	0	0	1	1	21	17	4	2	0	0	0	0	46
19:00	0	0	0	0	7	17	10	3	1	0	0	0	0	38
19:15	0	0	0	0	1	5	13	6	3	0	0	0	0	28
19:30	0	0	1	1	2	4	12	7	1	1	0	0	0	29
19:45	0	0	0	0	2	12	6	4	0	0	0	0	0	24
20:00	0	0	1	0	1	11	13	5	4	0	0	0	0	35
20:15	0	0	0	0	7	11	10	1	1	0	0	0	0	30
20:30	0	0	0	0	7	9	3	1	1	0	0	0	0	19
20:45	0	0	0	1	6	5	6	0	0	1	0	0	0	19
21:00	1	0	0	1	4	6	2	1	0	0	0	0	0	15
21:15	0	0	1	2	1	8	9	6	1	0	0	0	0	28
21:30	0	0	0	0	0	4	6	4	2	0	0	0	0	16
21:45	0	0	0	0	2	5	6	2	1	0	0	0	0	14
22:00	0	0	0	1	0	4	2	2	1	0	0	0	0	10
22:15	0	0	0	1	2	1	0	0	0	0	0	0	0	4
22:30	0	0	0	0	1	3	0	0	0	0	0	0	0	4
22:45	0	0	0	0	0	2	0	0	1	0	0	0	0	3
23:00	0	0	0	0	1	1	6	2	1	0	0	0	0	12
23:15	0	0	0	0	0	0	1	0	1	0	0	0	0	2
23:30	0	0	0	0	1	3	1	1	1	0	0	0	0	7
23:45	0	0	0	0	0	0	2	1	0	0	0	0	0	4
<b>Totals</b>	<b>2</b>	<b>7</b>	<b>26</b>	<b>84</b>	<b>325</b>	<b>843</b>	<b>706</b>	<b>291</b>	<b>81</b>	<b>15</b>	<b>7</b>			<b>2387</b>
<b>% of Totals</b>	<b>0%</b>	<b>0%</b>	<b>1%</b>	<b>4%</b>	<b>14%</b>	<b>35%</b>	<b>30%</b>	<b>12%</b>	<b>3%</b>	<b>1%</b>	<b>0%</b>			<b>100%</b>

Directional Peak Periods	Volume	%	Volume	%	Volume	%	Volume	%
AM Volumes	1	3%	14	3%	112	25%	222	10%
% AM	0%	0%	1%	2%	5%	11%	9%	1%
AM Peak Hour	04:00	07:45	08:30	08:45	08:45	07:30	07:30	07:45
Volume	1	2	4	11	31	25	17	8
PM Volumes	1	2	12	4%	213	59%	484	18%
% PM	0%	0%	1%	2%	9%	25%	20%	8%
PM Peak Hour	20:15	15:00	14:15	14:30	15:45	16:15	17:00	17:30
Volume	1	3	7	10	42	90	77	44
NOON 12-2	Volume	363	%	15%	Volume	253	%	11%
PM 4-6	Volume	445	%	19%	Volume	1326	%	56%
Off Peak Volumes								

Street Name	Direction	Percentiles				
		15th	50th	Average	85th	95th
SW 106th Ave	North Bound	34	41	41	48	52
SW 106th Ave	South Bound	34	39	40	46	50
						2511
						2387

Summary

Time	< 15	15 - 19	20 - 24	25 - 29	30 - 34	35 - 39	40 - 44	45 - 49	50 - 54	55 - 59	60 - 64	65 - 69	70 +	Total
00:00 AM	0	0	0	0	0	3	1	0	0	0	0	0	0	4
00:15	0	0	0	0	0	1	0	1	0	0	0	0	0	2
00:30	0	0	0	0	0	0	1	2	1	0	0	0	0	4
00:45	0	0	0	0	0	2	0	0	0	0	1	0	0	3
01:00	0	0	0	0	0	0	2	0	0	0	0	0	0	2
01:15	0	0	0	0	1	1	0	0	0	0	0	0	0	2
01:30	0	0	0	0	0	2	0	0	0	0	0	0	0	2
01:45	0	0	1	1	0	0	0	0	0	0	0	0	0	2
02:00	0	0	0	0	0	0	0	0	0	0	0	0	0	0
02:15	0	0	0	0	0	0	0	2	0	0	0	0	0	2
02:30	0	0	0	0	0	0	0	0	0	0	0	0	0	0
02:45	0	0	0	0	0	1	0	0	0	0	0	0	0	1
03:00	0	0	0	0	0	0	0	0	0	0	0	0	0	0
03:15	0	0	0	0	0	0	0	0	0	0	0	0	0	0
03:30	0	0	0	0	0	0	0	0	0	0	0	0	0	0
03:45	0	0	0	0	0	0	1	0	0	0	0	0	0	1
04:00	0	0	0	0	1	3	0	0	0	0	0	0	0	4
04:15	0	0	0	0	0	0	0	0	0	0	0	0	0	0
04:30	0	0	0	0	0	4	1	2	1	0	1	0	0	9
04:45	1	0	0	0	0	0	1	1	0	0	0	0	0	3
05:00	0	0	0	0	1	0	0	2	1	0	1	0	0	7
05:15	0	0	0	0	1	4	2	2	0	1	0	0	0	10
05:30	0	0	0	0	1	5	3	3	0	0	0	0	0	12
05:45	0	0	1	1	0	2	6	7	1	0	1	0	0	19
06:00	1	0	0	1	5	4	6	6	0	3	0	0	0	26
06:15	0	1	1	0	5	7	12	6	0	2	0	0	0	34
06:30	0	0	0	0	0	10	8	3	0	0	0	0	0	25
06:45	0	0	0	0	2	10	14	19	12	5	0	2	0	64
07:00	0	0	0	4	8	27	30	9	3	1	0	0	0	82
07:15	0	0	4	22	8	31	24	11	1	0	0	0	0	101
07:30	0	0	0	5	26	41	39	13	5	2	0	0	0	131
07:45	0	0	0	0	17	57	62	19	5	1	0	0	0	161
08:00	4	1	3	11	14	43	64	25	3	0	0	0	0	158
08:15	0	0	1	0	19	48	38	17	5	0	0	0	0	128
08:30	0	2	4	3	8	29	37	11	4	1	0	0	0	99
08:45	0	0	2	14	25	29	5	0	0	1	0	0	0	76
09:00	0	0	3	2	15	18	24	12	7	0	0	0	0	81
09:15	0	1	0	3	4	5	17	14	11	1	0	0	0	56
09:30	0	1	0	1	17	18	14	7	2	1	1	0	0	62
09:45	0	0	0	3	13	16	17	10	2	1	0	0	0	62
10:00	0	0	0	5	9	8	17	11	4	1	0	0	0	55
10:15	0	0	0	1	6	14	27	10	3	0	0	0	0	61
10:30	0	0	0	2	3	24	15	7	1	1	0	0	0	53
10:45	0	0	0	1	5	7	18	16	1	0	0	0	0	49
11:00	0	0	5	2	8	11	16	4	0	0	0	0	0	46
11:15	0	0	0	3	6	23	15	6	3	1	0	0	0	57
11:30	0	0	0	1	4	11	14	10	5	0	0	0	0	45
11:45	0	0	4	3	10	9	17	9	3	1	0	0	0	56
12:00 PM	0	0	0	0	7	25	23	9	3	0	0	0	0	66
12:15	0	0	1	1	7	17	20	13	3	1	0	0	0	63
12:30	0	0	0	3	7	13	19	13	1	0	0	0	0	56
12:45	0	0	1	1	15	13	16	15	5	0	0	0	0	66
13:00	0	0	0	2	9	11	20	11	6	0	1	0	0	60
13:15	0	0	0	4	6	24	17	13	3	0	1	0	0	68
13:30	0	0	0	0	5	7	12	28	16	2	0	0	0	70
13:45	0	0	0	0	8	20	15	10	1	0	0	0	0	63
14:00	1	0	1	2	8	28	10	13	7	0	0	0	0	70
14:15	0	0	1	2	9	31	18	7	1	2	0	0	0	71
14:30	0	0	1	1	15	20	38	14	3	1	0	0	0	93
14:45	0	0	0	6	14	39	29	11	4	0	0	0	0	103
15:00	1	4	0	7	5	35	33	14	8	3	0	0	0	110
15:15	0	0	0	9	17	41	30	13	5	1	0	0	0	116
15:30	0	0	0	2	3	35	37	15	7	0	1	0	0	100
15:45	0	2	1	3	27	27	23	15	2	0	0	0	0	100
16:00	0	0	1	2	7	27	30	12	7	1	0	0	0	87
16:15	0	0	0	4	18	35	26	14	5	4	0	0	0	106
16:30	0	0	0	1	12	21	30	14	7	3	1	0	0	89
16:45	0	1	0	1	12	36	29	17	4	0	1	0	0	101
17:00	0	0	1	2	10	36	35	10	2	2	0	0	0	98
17:15	0	0	0	1	10	19	28	19	5	2	0	0	0	84
17:30	0	0	1	2	12	34	41	21	2	2	0	0	0	115
17:45	0	0	0	0	2	11	39	38	20	5	0	0	0	115
18:00	0	0	0	4	9	23	27	24	3	1	0	0	0	91
18:15	0	0	0	2	9	16	33	10	5	1	0	0	0	76
18:30	0	0	0	3	11	29	28	17	1	0	0	0	0	89
18:45	0	0	0	1	3	32	25	6	3	2	0	0	0	72
19:00	0	0	0	6	10	24	38	8	1	0	1	0	0	68
19:15	0	0	0	4	5	9	23	16	4	0	0	0	0	61
19:30	0	0	1	1	2	8	19	12	3	1	0	0	0	47
19:45	1	0	0	2	4	16	13	7	1	0	0	0	0	44
20:00	0	0	1	1	2	17	23	11	8	2	0	0	0	65
20:15	0	0	0	1	11	21	21	9	1	0	1	0	0	65
20:30	0	0	0	0	1	16	13	5	1	2	0	0	0	39
20:45	0	0	1	3	12	9	14	3	0	1	0	0	0	43
21:00	1	0	0	1	7	9	10	7	1	0	0	0	0	36
21:15	0	0	1	2	4	9	15	9	1	1	0	0	0	42
21:30	0	1	1	0	1	7	9	6	3	1	0	0	0	29
21:45	0	0	0	0	2	6	12	2	4	0	0	0	0	25
22:00	0	0	0	1	0	7	4	6	1	0	0	0	0	19
22:15	0	0	0	1	3	1	2	0	1	0	0	0	0	8
22:30	0	0	0	1	1	6	5	1	0	0	0	0	0	14
22:45	0	0	0	0	1	3	0	1	0	1	0	0	0	6
23:00	0	0	0	1	1	1	8	3	3	0	0	0	0	17
23:15	0	0	0	0	1	1	4	0	1	0	0	0	0	7
23:30	0	0	0	0	1	1	4	1	1	0	0	0	0	8
23:45	0	0	0	0	1	0	3	1	0	1	0	0	0	6
<b>Totals</b>	<b>10</b>	<b>13</b>	<b>52</b>	<b>174</b>	<b>646</b>	<b>1458</b>	<b>1512</b>	<b>760</b>	<b>208</b>	<b>52</b>	<b>14</b>	<b>0</b>	<b>0</b>	<b>4898</b>
<b>% of Totals</b>	<b>0%</b>	<b>0%</b>	<b>1%</b>	<b>4%</b>	<b>13%</b>	<b>30%</b>	<b>31%</b>	<b>16%</b>	<b>4%</b>	<b>1%</b>	<b>0%</b>	<b>0%</b>	<b>0%</b>	<b>100%</b>

Directional Peak Periods	AM 7-9	NOON 12-2	PM 4-6	Off Peak Volumes
All Classes	Volume 936	Volume 512	Volume 795	Volume 2655
	% 19%	% 10%	% 16%	% 54%

Street Name	Direction	15th	50th	Average	85th	95th	ADT
SW 106th Ave	Summary	34	40	40	47	51	4898

**SPEED**

SW 106th Ave Bet. SW 53rd St &amp; SW 55th St

Day: Wednesday

Date: 5/17/2023

City: Cooper City

Project #: FL23\_140259\_014n

**North Bound**

Time	< 15	15 - 19	20 - 24	25 - 29	30 - 34	35 - 39	40 - 44	45 - 49	50 - 54	55 - 59	60 - 64	65 - 69	70 +	Total
00:00 AM	0	0	0	0	0	2	1	2	0	0	0	0	0	5
01:00	0	0	0	1	1	1	1	0	0	0	0	0	0	4
02:00	0	0	0	0	0	1	0	0	0	0	0	0	0	1
03:00	0	0	0	0	0	0	1	0	0	0	0	0	0	1
04:00	0	0	0	0	1	2	1	2	1	0	0	0	0	7
05:00	0	0	0	1	0	2	7	11	1	1	0	0	0	23
06:00	1	1	1	2	13	16	27	20	5	4	1	0	0	91
07:00	0	0	3	14	33	100	97	35	8	3	0	0	0	293
08:00	4	1	4	9	38	86	98	31	7	2	0	0	0	280
09:00	0	0	2	5	22	27	52	23	9	3	0	0	0	143
10:00	0	0	1	4	12	29	44	31	6	1	0	0	0	128
11:00	0	0	6	5	10	21	33	17	5	1	0	0	0	98
12:00 PM	0	0	2	3	18	30	38	29	9	0	0	0	0	129
13:00	0	0	0	5	16	26	41	35	5	0	2	0	0	130
14:00	1	0	2	5	22	50	44	27	14	2	0	0	0	167
15:00	1	3	1	12	41	55	62	43	15	1	1	0	0	235
16:00	0	0	1	2	17	35	51	38	12	6	1	0	0	163
17:00	0	0	1	4	21	45	65	41	6	4	0	0	0	187
18:00	0	0	0	6	16	23	46	23	7	4	0	0	0	125
19:00	1	0	0	5	9	19	32	23	4	0	1	0	0	94
20:00	0	0	1	5	20	25	32	17	6	2	1	0	0	109
21:00	0	1	1	0	8	13	17	14	2	3	0	0	0	59
22:00	0	0	0	1	2	7	9	6	1	0	0	0	0	26
23:00	0	0	0	1	1	1	7	1	2	0	0	0	0	13
<b>Totals</b>	<b>8</b>	<b>6</b>	<b>26</b>	<b>90</b>	<b>321</b>	<b>616</b>	<b>806</b>	<b>469</b>	<b>125</b>	<b>37</b>	<b>7</b>			<b>2511</b>
<b>% of Totals</b>	<b>0%</b>	<b>0%</b>	<b>1%</b>	<b>4%</b>	<b>13%</b>	<b>25%</b>	<b>32%</b>	<b>19%</b>	<b>5%</b>	<b>1%</b>	<b>0%</b>			<b>100%</b>

<b>AM Volumes</b>	5	2	17	41	130	287	362	172	42	15	1	0	0	1074
<b>% AM</b>	0%	0%	1%	2%	5%	11%	14%	7%	2%	1%	0%			43%
<b>AM Peak Hour</b>	08:00	06:00	11:00	07:00	08:00	07:00	08:00	07:00	09:00	06:00	06:00			07:00
<b>Volume</b>	4	1	6	14	38	100	98	35	9	4	1			293
<b>PM Volumes</b>	3	4	9	49	191	329	444	297	83	22	6	0	0	1437
<b>% PM</b>	0%	0%	0%	2%	8%	13%	18%	12%	3%	1%	0%			57%
<b>PM Peak Hour</b>	14:00	15:00	12:00	15:00	15:00	15:00	17:00	15:00	15:00	16:00	13:00			15:00
<b>Volume</b>	1	3	2	12	41	55	65	43	15	6	2			235
<b>Directional Peak Periods All Speeds</b>			<b>AM 7-9</b>				<b>NOON 12-2</b>				<b>PM 4-6</b>		<b>Off Peak Volumes</b>	
			Volume	↔	%	Volume	↔	%	Volume	↔	%	Volume	↔	%
			573		23%	259		10%	350		14%	1329		53%

Street Name	Direction	Percentiles					ADT
		15th	50th	Average	85th	95th	
SW 106th Ave	North Bound	34	41	41	48	52	2511
SW 106th Ave	South Bound	34	39	40	46	50	2387



# SPEED

SW 106th Ave Bet. SW 53rd St & SW 55th St

Day: Wednesday

Date: 5/17/2023

City: Cooper City

Project #: FL23\_140259\_014s

## South Bound

Time	< 15	15 - 19	20 - 24	25 - 29	30 - 34	35 - 39	40 - 44	45 - 49	50 - 54	55 - 59	60 - 64	65 - 69	70 +	Total
00:00 AM	0	0	0	0	0	4	1	1	1	0	1	0	0	8
01:00	0	0	1	0	0	2	1	0	0	0	0	0	0	4
02:00	0	0	0	0	0	0	0	2	0	0	0	0	0	2
03:00	0	0	0	0	0	0	0	0	0	0	0	0	0	0
04:00	1	0	0	0	0	5	1	1	0	0	1	0	0	9
05:00	0	0	1	0	3	9	4	5	1	0	2	0	0	25
06:00	0	0	0	1	9	19	18	7	2	1	1	0	0	58
07:00	0	0	1	17	26	56	58	17	6	1	0	0	0	182
08:00	0	2	4	7	17	59	60	27	5	0	0	0	0	181
09:00	0	1	4	5	28	42	17	17	3	0	1	0	0	118
10:00	0	0	0	5	11	24	33	13	3	1	0	0	0	90
11:00	0	0	3	4	18	33	29	12	6	1	0	0	0	106
12:00 PM	0	0	0	2	18	38	39	21	3	1	0	0	0	122
13:00	0	0	0	6	14	50	39	15	7	0	0	0	0	131
14:00	0	0	1	6	24	68	51	18	1	1	0	0	0	170
15:00	0	3	7	7	41	81	42	8	2	0	0	0	0	191
16:00	0	1	0	6	32	84	64	19	11	2	1	0	0	220
17:00	0	0	1	3	22	83	77	29	8	2	0	0	0	225
18:00	0	0	0	4	16	77	67	34	5	0	0	0	0	203
19:00	0	0	1	2	12	38	41	20	5	1	0	0	0	120
20:00	0	0	1	1	21	35	31	7	5	2	0	0	0	103
21:00	1	0	1	5	8	24	19	12	3	0	0	0	0	73
22:00	0	0	0	2	3	10	2	2	1	1	0	0	0	21
23:00	0	0	0	1	2	2	12	4	3	1	0	0	0	25
<b>Totals</b>	<b>2</b>	<b>7</b>	<b>26</b>	<b>84</b>	<b>325</b>	<b>843</b>	<b>706</b>	<b>291</b>	<b>81</b>	<b>15</b>	<b>7</b>			<b>2387</b>
<b>% of Totals</b>	<b>0%</b>	<b>0%</b>	<b>1%</b>	<b>4%</b>	<b>14%</b>	<b>35%</b>	<b>30%</b>	<b>12%</b>	<b>3%</b>	<b>1%</b>	<b>0%</b>			<b>100%</b>

<b>AM Volumes</b>	1	3	14	39	112	253	222	102	27	4	6	0	0	783
<b>% AM</b>	0%	0%	1%	2%	5%	11%	9%	4%	1%	0%	0%			33%
<b>AM Peak Hour</b>	04:00	08:00	08:00	07:00	09:00	08:00	08:00	08:00	07:00	06:00	05:00			07:00
<b>Volume</b>	1	2	4	17	28	59	60	27	6	1	2			182
<b>PM Volumes</b>	1	4	12	45	213	590	484	189	54	11	1	0	0	1604
<b>% PM</b>	0%	0%	1%	2%	9%	25%	20%	8%	2%	0%	0%			67%
<b>PM Peak Hour</b>	21:00	15:00	15:00	15:00	15:00	16:00	17:00	18:00	16:00	16:00	16:00			17:00
<b>Volume</b>	1	3	7	7	41	84	77	34	11	2	1			225

Directional Peak Periods All Speeds	AM 7-9		NOON 12-2		PM 4-6		Off Peak Volumes	
	Volume	%	Volume	%	Volume	%	Volume	%
	363	↔ 15%	253	↔ 11%	445	↔ 19%	1326	↔ 56%

Street Name	Direction	Percentiles					ADT
		15th	50th	Average	85th	95th	
SW 106th Ave	North Bound	34	41	41	48	52	2511
SW 106th Ave	South Bound	34	39	40	46	50	2387

# SPEED

SW 106th Ave Bet. SW 53rd St & SW 55th St

Day: Wednesday

Date: 5/17/2023

City: Cooper City

Project #: FL23\_140259\_014

## Summary

Time	< 15	15 - 19	20 - 24	25 - 29	30 - 34	35 - 39	40 - 44	45 - 49	50 - 54	55 - 59	60 - 64	65 - 69	70 +	Total
00:00 AM	0	0	0	0	0	6	2	3	1	0	1	0	0	13
01:00	0	0	1	1	1	3	2	0	0	0	0	0	0	8
02:00	0	0	0	0	0	1	0	2	0	0	0	0	0	3
03:00	0	0	0	0	0	0	1	0	0	0	0	0	0	1
04:00	1	0	0	0	1	7	2	3	1	0	1	0	0	16
05:00	0	0	1	1	3	11	11	16	2	1	2	0	0	48
06:00	1	1	1	3	22	35	45	27	7	5	2	0	0	149
07:00	0	0	4	31	59	156	155	52	14	4	0	0	0	475
08:00	4	3	8	16	55	145	158	58	12	2	0	0	0	461
09:00	0	1	6	10	50	69	69	40	12	3	1	0	0	261
10:00	0	0	1	9	23	53	77	44	9	2	0	0	0	218
11:00	0	0	9	9	28	54	62	29	11	2	0	0	0	204
12:00 PM	0	0	2	5	36	68	77	50	12	1	0	0	0	251
13:00	0	0	0	11	30	76	80	50	12	0	2	0	0	261
14:00	1	0	3	11	46	118	95	45	15	3	0	0	0	337
15:00	1	6	8	19	82	136	104	51	17	1	1	0	0	426
16:00	0	1	1	8	49	119	115	57	23	8	2	0	0	383
17:00	0	0	2	7	43	128	142	70	14	6	0	0	0	412
18:00	0	0	0	10	32	100	113	57	12	4	0	0	0	328
19:00	1	0	1	7	21	57	73	43	9	1	1	0	0	214
20:00	0	0	2	6	41	60	63	24	11	4	1	0	0	212
21:00	1	1	2	5	16	37	36	26	5	3	0	0	0	132
22:00	0	0	0	3	5	17	11	8	2	1	0	0	0	47
23:00	0	0	0	2	3	3	19	5	5	1	0	0	0	38
<b>Totals</b>	<b>10</b>	<b>13</b>	<b>52</b>	<b>174</b>	<b>646</b>	<b>1459</b>	<b>1512</b>	<b>760</b>	<b>206</b>	<b>52</b>	<b>14</b>			<b>4898</b>
<b>% of Totals</b>	<b>0%</b>	<b>0%</b>	<b>1%</b>	<b>4%</b>	<b>13%</b>	<b>30%</b>	<b>31%</b>	<b>16%</b>	<b>4%</b>	<b>1%</b>	<b>0%</b>			<b>100%</b>

<b>AM Volumes</b>	6	5	31	80	242	540	584	274	69	19	7	0	0	1857
<b>% AM</b>	0%	0%	1%	2%	5%	11%	12%	6%	1%	0%	0%			38%
<b>AM Peak Hour</b>	08:00	08:00	11:00	07:00	07:00	07:00	08:00	08:00	07:00	06:00	05:00			07:00
<b>Volume</b>	4	3	9	31	59	156	158	58	14	5	2			475
<b>PM Volumes</b>	4	8	21	94	404	919	928	486	137	33	7	0	0	3041
<b>% PM</b>	0%	0%	0%	2%	8%	19%	19%	10%	3%	1%	0%			62%
<b>PM Peak Hour</b>	14:00	15:00	15:00	15:00	15:00	15:00	17:00	17:00	16:00	16:00	13:00			15:00
<b>Volume</b>	1	6	8	19	82	136	142	70	23	8	2			426

Directional Peak Periods All Speeds	AM 7-9		NOON 12-2		PM 4-6		Off Peak Volumes	
	Volume	%	Volume	%	Volume	%	Volume	%
	936	19%	512	10%	795	16%	2655	54%

Street Name	Direction	Percentiles					
		15th	50th	Average	85th	95th	ADT
SW 106th Ave	Summary	34	40	40	47	51	4898

**VOLUME**

SW 106th Ave Bet. SW 53rd St & SW 55th St

Day: Wednesday  
Date: 5/17/2023

City: Cooper City  
Project #: FL23\_140259\_014

DAILY TOTALS												Total					
												NB	SB	EB	WB		
												2,511	2,387	0	0	4,898	
AM Period	NB	SB	EB	WB	TOTAL	PM Period	NB	SB	EB	WB	TOTAL						
00:00	1	3	0	0	4	12:00	31	35	0	0	66						
00:15	1	1	0	0	2	12:15	34	29	0	0	63						
00:30	2	2	0	0	4	12:30	25	31	0	0	56						
00:45	1	5	2	8	13	12:45	39	129	27	122	0	0	66	251			
01:00	1	1	0	0	2	13:00	28	32	0	0	60						
01:15	1	1	0	0	2	13:15	31	37	0	0	68						
01:30	1	1	0	0	2	13:30	35	35	0	0	70						
01:45	1	4	1	4	8	13:45	36	130	27	131	0	0	63	261			
02:00	0	0	0	0	0	14:00	36	34	0	0	70						
02:15	0	2	0	0	2	14:15	36	35	0	0	71						
02:30	0	0	0	0	0	14:30	45	48	0	0	93						
02:45	1	1	0	0	1	14:45	50	167	53	170	0	0	103	337			
03:00	0	0	0	0	0	15:00	61	49	0	0	110						
03:15	0	0	0	0	0	15:15	73	43	0	0	116						
03:30	0	0	0	0	0	15:30	50	50	0	0	100						
03:45	1	1	0	0	1	15:45	51	235	49	191	0	0	100	426			
04:00	1	3	0	0	4	16:00	40	47	0	0	87						
04:15	0	0	0	0	0	16:15	44	62	0	0	106						
04:30	5	4	0	0	9	16:30	40	49	0	0	89						
04:45	1	7	2	9	3	16:45	39	163	62	220	0	0	101	383			
05:00	2	5	0	0	7	17:00	47	51	0	0	98						
05:15	5	5	0	0	10	17:15	43	41	0	0	84						
05:30	5	7	0	0	12	17:30	48	67	0	0	115						
05:45	11	23	8	25	48	17:45	49	187	66	225	0	0	115	412			
06:00	18	8	0	0	26	18:00	38	53	0	0	91						
06:15	19	15	0	0	34	18:15	35	51	0	0	76						
06:30	16	9	0	0	25	18:30	26	53	0	0	89						
06:45	38	26	0	0	64	18:45	26	125	46	203	0	0	72	328			
07:00	49	33	0	0	82	19:00	24	38	0	0	62						
07:15	60	41	0	0	101	19:15	32	29	0	0	61						
07:30	84	47	0	0	131	19:30	18	29	0	0	47						
07:45	100	293	61	182	475	19:45	20	94	24	120	0	0	44	214			
08:00	99	59	0	0	158	20:00	30	35	0	0	65						
08:15	78	50	0	0	128	20:15	35	30	0	0	65						
08:30	60	39	0	0	99	20:30	20	19	0	0	39						
08:45	43	280	33	181	461	20:45	24	109	19	103	0	0	43	212			
09:00	45	36	0	0	81	21:00	21	15	0	0	36						
09:15	32	24	0	0	56	21:15	14	28	0	0	42						
09:30	33	29	0	0	62	21:30	13	16	0	0	29						
09:45	33	143	29	118	261	21:45	11	59	14	73	0	0	25	132			
10:00	31	24	0	0	55	22:00	9	10	0	0	19						
10:15	38	23	0	0	61	22:15	4	4	0	0	8						
10:30	28	25	0	0	53	22:30	10	4	0	0	14						
10:45	31	128	18	90	218	22:45	3	26	3	21	0	0	6	47			
11:00	17	29	0	0	46	23:00	5	12	0	0	17						
11:15	28	29	0	0	57	23:15	5	2	0	0	7						
11:30	24	21	0	0	45	23:30	1	7	0	0	8						
11:45	29	98	27	106	204	23:45	2	13	4	25	0	0	6	38			
<b>TOTALS</b>	<b>1074</b>	<b>783</b>			<b>1857</b>	<b>TOTALS</b>	<b>1437</b>	<b>1604</b>			<b>3041</b>						
<b>SPLIT %</b>	<b>57.8%</b>	<b>42.2%</b>			<b>37.9%</b>	<b>SPLIT %</b>	<b>47.3%</b>	<b>52.7%</b>			<b>62.1%</b>						
<b>DAILY TOTALS</b>												<b>Total</b>					
												<b>NB</b>	<b>SB</b>				
												<b>2,511</b>	<b>2,387</b>	<b>4,898</b>			
AM Peak Hour	07:30	07:30			07:30	PM Peak Hour	15:00	17:30			14:45						
AM Pk Volume	361	217			578	PM Pk Volume	235	237			429						
Pk Hr Factor	0.903	0.889			0.898	Pk Hr Factor	0.805	0.884			0.925						
7 - 9 Volume	573	363	0	0	936	4 - 6 Volume	350	445	0	0	795						
7 - 9 Peak Hour	07:30	07:30			07:30	4 - 6 Peak Hour	17:00	17:00			17:00						
7 - 9 Pk Volume	361	217	0	0	578	4 - 6 Pk Volume	187	225	0	0	412						
Pk Hr Factor	0.903	0.889	0.909	0.909	0.898	Pk Hr Factor	0.954	0.840	0.909	0.909	0.896						



North Bound														
Time	< 15	15 - 19	20 - 24	25 - 29	30 - 34	35 - 39	40 - 44	45 - 49	50 - 54	55 - 59	60 - 64	65 - 69	70 +	Total
00:00 AM	0	0	0	0	0	1	0	0	0	2	0	0	0	3
00:15	0	0	0	0	0	1	0	1	2	0	0	0	0	4
00:30	0	0	0	0	0	0	0	0	0	0	0	0	0	0
00:45	0	0	0	0	0	0	0	0	1	0	0	0	0	1
01:00	0	0	0	0	0	1	0	0	0	0	0	0	0	1
01:15	0	0	0	0	0	0	0	0	0	0	0	0	0	0
01:30	0	0	0	0	0	0	0	0	1	0	0	0	0	1
01:45	0	0	0	0	0	0	0	0	0	0	0	0	0	0
02:00	0	0	0	0	0	0	1	0	0	0	0	0	0	1
02:15	0	0	0	0	0	1	0	0	0	0	0	0	0	1
02:30	0	0	0	0	0	0	0	0	0	0	0	0	0	0
02:45	0	0	0	0	0	0	0	0	0	0	0	0	0	0
03:00	0	0	0	0	0	0	0	0	0	0	0	0	0	0
03:15	0	0	0	0	0	1	0	0	0	0	0	0	0	1
03:30	0	0	0	0	0	0	0	0	0	0	0	0	0	0
03:45	0	0	0	0	0	0	0	0	1	0	0	0	0	1
04:00	0	0	0	0	1	0	0	0	0	0	0	0	0	1
04:15	0	0	0	0	1	0	0	0	0	0	0	0	0	1
04:30	0	0	0	0	0	0	2	1	0	0	0	0	0	3
04:45	0	0	0	0	0	0	0	1	0	0	0	0	0	1
05:00	0	0	0	0	0	0	0	1	1	1	0	0	0	3
05:15	0	0	0	0	2	1	0	0	0	0	0	0	0	4
05:30	0	0	0	0	0	1	3	4	0	0	0	0	0	8
05:45	0	0	0	0	0	1	5	1	1	0	0	0	0	8
06:00	0	0	0	0	3	4	4	2	5	1	0	0	0	19
06:15	0	0	1	0	4	7	8	2	2	0	0	0	0	24
06:30	0	0	0	2	9	3	3	1	1	0	0	0	0	19
06:45	0	0	0	0	1	4	15	10	3	1	1	0	0	35
07:00	0	0	0	0	5	10	23	11	3	0	0	0	0	52
07:15	0	0	3	1	5	11	14	8	1	0	0	0	0	43
07:30	0	0	4	1	9	27	26	15	4	1	0	0	0	87
07:45	0	0	0	6	8	31	32	15	2	0	0	0	0	94
08:00	0	0	0	4	6	25	40	12	1	0	0	0	0	88
08:15	0	0	1	0	11	16	26	14	2	0	0	0	0	70
08:30	0	1	2	2	4	16	25	12	1	1	0	0	0	64
08:45	0	0	0	0	8	18	9	8	6	1	0	0	0	50
09:00	0	0	0	5	8	14	14	2	1	1	0	0	0	45
09:15	0	0	0	4	4	5	16	10	1	0	0	0	0	39
09:30	0	0	0	4	4	11	19	4	1	0	0	0	0	43
09:45	0	0	0	2	1	6	10	3	4	2	0	0	0	28
10:00	0	0	1	7	12	9	7	7	1	0	1	0	0	38
10:15	0	0	0	0	6	6	10	6	0	0	0	0	0	28
10:30	0	0	0	3	5	6	4	0	1	1	0	0	0	20
10:45	0	0	0	4	11	8	3	4	0	0	0	0	0	30
11:00	0	0	2	2	2	2	8	10	1	0	0	0	0	27
11:15	0	0	0	1	2	8	12	5	0	0	0	0	0	28
11:30	0	0	0	1	4	7	11	4	2	0	0	0	0	29
11:45	0	1	1	0	2	4	10	7	0	2	0	0	0	27
12:00 PM	0	0	0	0	5	8	13	7	0	0	0	0	0	43
12:15	0	0	0	2	8	9	12	6	4	1	0	0	0	42
12:30	0	0	0	0	5	8	11	3	2	0	0	0	0	29
12:45	0	0	0	0	0	10	11	6	2	2	0	0	0	31
13:00	0	0	1	0	4	7	13	8	5	1	0	0	0	39
13:15	0	0	0	0	2	10	13	13	4	1	3	0	0	46
13:30	0	0	0	0	4	9	19	9	2	0	0	0	0	43
13:45	0	0	0	1	5	7	9	10	2	2	0	0	0	36
14:00	0	0	1	2	6	7	9	7	5	0	0	0	0	37
14:15	0	0	0	3	4	13	12	5	3	0	0	0	0	40
14:30	0	0	0	0	3	17	15	1	2	0	0	0	0	38
14:45	0	0	1	3	4	14	14	8	6	0	0	0	0	50
15:00	1	1	0	8	10	12	19	17	1	1	0	0	0	70
15:15	0	0	1	2	7	9	13	15	5	1	0	0	0	53
15:30	0	0	0	2	4	3	16	8	2	1	0	0	0	36
15:45	0	0	0	0	8	13	20	8	4	2	0	0	0	55
16:00	1	0	0	3	10	11	21	5	2	1	0	0	0	54
16:15	0	0	0	1	5	10	21	9	3	0	0	0	0	48
16:30	0	0	0	0	2	7	9	11	8	1	1	0	0	39
16:45	0	0	0	1	8	7	16	10	6	2	0	0	0	50
17:00	0	0	0	0	0	1	6	18	12	2	1	0	0	40
17:15	0	0	0	0	4	13	11	13	5	0	0	0	0	46
17:30	0	0	0	2	3	9	20	11	10	1	0	0	0	56
17:45	0	0	0	0	2	7	13	15	4	1	0	0	0	44
18:00	0	0	0	0	4	9	17	9	3	0	0	0	0	42
18:15	0	0	0	3	3	13	10	8	1	0	0	0	0	38
18:30	0	0	0	0	3	8	9	12	4	0	0	0	0	36
18:45	0	0	0	0	2	8	16	10	3	2	0	0	0	41
19:00	0	0	0	0	1	6	9	15	4	1	1	0	0	45
19:15	0	0	0	0	1	7	9	7	0	0	0	0	0	34
19:30	0	0	0	0	3	7	7	6	2	0	0	0	0	25
19:45	0	0	0	0	1	3	7	18	4	2	0	0	0	35
20:00	0	0	0	0	1	6	7	6	3	1	2	0	0	27
20:15	0	0	0	0	2	5	1	4	9	2	0	0	0	23
20:30	0	0	0	0	1	4	5	4	2	3	1	0	0	20
20:45	0	0	0	0	1	3	6	3	1	0	0	0	0	14
21:00	0	0	0	0	2	2	3	7	5	2	0	0	0	21
21:15	0	0	0	0	1	6	3	8	1	0	0	0	0	19
21:30	0	0	0	0	0	3	2	1	0	0	0	0	0	6
21:45	0	0	0	0	0	2	4	6	2	0	0	0	0	16
22:00	0	0	0	0	4	7	3	0	0	0	0	0	0	14
22:15	0	0	1	0	3	2	3	0	0	0	0	0	0	9
22:30	0	0	0	0	1	3	2	5	0	0	0	0	0	11
22:45	0	0	0	0	2	0	0	0	0	0	0	0	0	2
23:00	0	0	0	0	1	3	3	0	0	0	0	0	0	7
23:15	0	0	0	0	0	0	4	0	0	0	0	0	0	4
23:30	0	0	0	0	0	2	2	1	2	0	0	0	0	7
23:45	0	0	0	0	0	0	2	1	0	0	0	0	0	4
<b>Totals</b>	<b>2</b>	<b>3</b>	<b>19</b>	<b>81</b>	<b>295</b>	<b>617</b>	<b>877</b>	<b>500</b>	<b>178</b>	<b>40</b>	<b>9</b>	<b>0</b>	<b>0</b>	<b>2617</b>
<b>% of Totals</b>	<b>0%</b>	<b>0%</b>	<b>1%</b>	<b>3%</b>	<b>13%</b>	<b>24%</b>	<b>34%</b>	<b>19%</b>	<b>7%</b>	<b>2%</b>	<b>0%</b>	<b>0%</b>	<b>0%</b>	<b>100%</b>

AM Volumes	07:45	06:45	09:00	07:30	07:30	07:30	07:30	06:00	06:00	06:00	07:30
% AM	0%	1%	1%	5%	11%	14%	7%	2%	1%	0%	0%
Volume	1	7	14	34	69	124	56	11	3	3	0
PM Volumes	2	1	4	170	339	510	317	120	25	7	0
% PM	0%	0%	0%	2%	7%	13%	19%	12%	5%	1%	0%
Volume	16:15	14:15	14:00	14:45	14:15	15:30	17:00	16:00	15:00	12:30	0
Volume	1	1	2	15	29	56	78	23	5	3	0

Directional Peak Periods		AM 7-9		NOON 12-2		PM 4-6		Off Peak Volumes	
All Classes	Volume	%	Volume	%	Volume	%	Volume	%	
	548	21%	299	11%	378	14%	1392	53%	

Street Name	Direction	15th	50th	Average	85th	95th	ADT
SW 106th Ave	North Bound	35	42	41	48	53	2617
SW 106th Ave	South Bound	34	40	40	46	50	2486

**SPEED**

SW 106th Ave Bet. SW 53rd St & SW 55th St

Day: Thursday  
Date: 5/18/2023

City: Cooper City  
Project #: FL23\_140259\_014s

Time	< 15	15 - 19	20 - 24	25 - 29	30 - 34	35 - 39	40 - 44	45 - 49	50 - 54	55 - 59	60 - 64	65 - 69	70 +	Total
00:00 AM	0	0	0	0	2	3	1	0	0	0	0	0	0	6
00:15	0	0	0	0	0	1	1	0	0	0	0	0	0	2
00:30	0	0	0	0	0	1	1	0	0	1	0	0	0	3
00:45	0	0	0	0	0	1	0	0	0	0	0	0	0	1
01:00	0	0	0	0	0	1	0	0	0	0	0	0	0	1
01:15	0	0	0	0	0	0	0	0	0	0	0	0	0	0
01:30	0	0	0	0	0	1	0	0	0	0	0	0	0	1
01:45	0	0	0	0	0	0	0	0	0	0	0	0	0	0
02:00	0	0	0	0	0	1	0	0	0	0	0	0	0	1
02:15	0	0	0	0	0	0	0	0	0	0	0	0	0	0
02:30	0	0	0	0	0	0	0	0	0	0	0	0	0	0
02:45	0	0	0	0	0	0	1	0	0	0	0	0	0	1
03:00	0	0	0	0	0	0	0	0	0	0	0	0	0	0
03:15	0	0	0	0	0	0	1	0	0	0	0	0	0	1
03:30	0	0	0	0	0	0	1	0	0	0	0	0	0	1
03:45	0	0	0	0	0	0	1	0	0	0	0	0	0	1
04:00	0	0	0	0	0	0	1	0	0	0	0	0	0	1
04:15	0	0	0	0	0	0	0	0	1	0	0	0	0	1
04:30	0	0	0	1	0	2	1	0	0	0	0	0	0	4
04:45	1	0	0	0	0	0	0	0	0	0	0	0	0	1
05:00	0	0	0	0	1	0	0	1	1	0	1	0	0	4
05:15	0	0	0	0	1	0	1	1	0	0	0	0	0	3
05:30	0	0	0	0	3	2	4	1	0	1	0	0	0	11
05:45	0	0	0	0	0	2	3	1	0	0	0	0	0	7
06:00	0	0	0	0	0	0	2	2	0	0	0	0	0	4
06:15	0	0	1	0	5	3	3	1	0	0	0	0	0	13
06:30	0	0	0	0	6	4	5	0	0	0	0	0	0	15
06:45	0	0	0	0	2	8	7	3	2	0	0	0	0	22
07:00	0	0	0	0	4	8	12	4	2	0	0	0	0	30
07:15	0	1	3	2	2	16	9	3	2	1	0	0	0	39
07:30	0	0	0	1	13	19	15	6	2	0	0	0	0	56
07:45	0	0	0	3	9	27	20	7	2	0	0	0	0	68
08:00	0	0	0	2	4	12	20	6	1	1	0	0	0	46
08:15	1	0	0	1	10	15	13	6	0	1	0	0	0	47
08:30	0	2	2	5	4	12	13	5	1	0	0	0	0	44
08:45	0	0	0	4	4	24	7	6	2	1	0	0	0	44
09:00	0	0	0	2	5	11	8	3	1	0	0	0	0	30
09:15	1	0	0	1	11	13	6	2	1	0	0	0	0	28
09:30	0	1	0	1	4	13	9	3	0	0	0	0	0	35
09:45	0	1	0	1	7	8	9	1	3	0	0	0	0	30
10:00	0	0	1	5	11	5	1	0	0	0	0	0	0	23
10:15	0	0	4	0	6	10	6	2	0	0	0	0	0	27
10:30	0	0	3	0	3	15	9	3	3	0	1	0	0	38
10:45	0	0	2	3	8	9	8	2	0	0	1	0	0	33
11:00	0	0	0	6	4	10	7	3	0	0	0	0	0	30
11:15	0	0	0	2	12	8	3	0	0	0	0	0	0	25
11:30	0	0	0	1	3	8	7	5	1	0	0	0	0	25
11:45	0	0	0	1	3	13	10	4	0	0	0	0	0	31
12:00 PM	0	0	0	4	2	10	8	3	2	1	0	0	0	30
12:15	0	0	1	1	1	11	10	1	2	1	0	0	0	28
12:30	0	0	2	1	7	4	7	6	1	0	0	0	0	28
12:45	0	0	0	4	4	8	9	2	1	1	0	0	0	29
13:00	0	0	0	0	8	10	6	5	0	0	0	0	0	29
13:15	0	0	1	2	8	12	8	3	1	0	0	0	0	35
13:30	0	0	0	6	6	11	10	7	2	0	0	0	0	38
13:45	0	0	0	0	4	8	14	4	5	1	0	0	0	36
14:00	0	0	1	0	4	21	11	4	2	0	0	0	0	43
14:15	0	0	0	1	2	10	14	7	4	0	0	0	0	38
14:30	0	0	1	3	6	22	19	6	1	0	0	0	0	58
14:45	0	0	2	2	7	22	8	6	0	0	0	0	0	49
15:00	0	0	0	3	13	23	14	4	1	0	0	0	0	58
15:15	0	0	0	0	11	13	15	6	3	1	1	0	0	50
15:30	0	0	1	0	4	14	14	7	3	2	0	0	0	45
15:45	0	0	2	1	6	18	14	3	1	0	0	0	0	45
16:00	0	0	2	5	5	12	16	6	0	0	0	0	0	46
16:15	0	0	0	0	11	16	8	5	4	2	0	0	0	41
16:30	0	0	1	0	3	15	34	10	2	1	0	0	0	66
16:45	0	0	1	1	1	26	20	7	7	0	0	0	0	56
17:00	0	0	0	2	6	11	16	13	4	0	0	0	0	52
17:15	0	0	1	3	9	18	12	8	2	0	0	0	0	59
17:30	0	0	0	1	6	19	19	10	1	1	0	0	0	57
17:45	0	0	0	0	10	18	15	7	0	2	0	0	0	52
18:00	0	0	1	2	5	21	18	10	0	0	0	0	0	57
18:15	0	0	0	2	7	28	25	7	0	0	0	0	0	69
18:30	0	0	0	1	3	20	18	3	0	0	0	0	0	45
18:45	0	0	0	1	0	11	11	5	2	0	0	0	0	30
19:00	0	0	0	3	11	3	14	9	6	3	0	0	0	36
19:15	0	0	0	0	4	7	11	3	2	0	0	0	0	27
19:30	0	0	0	1	2	10	10	5	2	0	0	0	0	30
19:45	0	0	0	0	7	14	7	2	0	0	0	0	0	30
20:00	0	0	0	0	3	6	9	1	0	0	0	0	0	19
20:15	0	0	0	1	10	8	5	3	0	0	0	0	0	27
20:30	0	0	0	1	5	10	11	10	2	0	0	0	0	38
20:45	0	0	0	1	6	7	9	1	0	0	0	0	0	24
21:00	0	0	0	1	2	10	10	1	0	0	0	0	0	24
21:15	0	0	0	0	8	7	15	4	1	0	0	0	0	35
21:30	0	0	0	1	2	3	4	3	0	0	0	0	0	13
21:45	0	0	0	0	2	3	6	2	0	0	0	0	0	18
22:00	0	0	0	2	1	6	2	3	0	0	0	0	0	14
22:15	0	0	0	0	1	10	8	1	1	0	0	0	0	21
22:30	0	0	0	0	2	5	1	1	0	0	0	0	0	9
22:45	0	0	0	0	0	1	4	1	0	0	0	0	0	6
23:00	0	0	0	0	2	1	2	2	0	1	0	0	0	8
23:15	0	0	0	0	0	1	0	0	0	0	0	0	0	1
23:30	0	0	1	1	0	1	2	2	0	0	0	0	0	7
23:45	0	0	0	1	0	1	2	0	2	0	0	0	0	6
<b>Totals</b>	<b>3</b>	<b>5</b>	<b>33</b>	<b>91</b>	<b>337</b>	<b>853</b>	<b>755</b>	<b>302</b>	<b>81</b>	<b>22</b>	<b>4</b>			<b>2486</b>
<b>% of Totals</b>	<b>0%</b>	<b>0%</b>	<b>1%</b>	<b>4%</b>	<b>14%</b>	<b>34%</b>	<b>30%</b>	<b>12%</b>	<b>3%</b>	<b>1%</b>	<b>0%</b>			<b>100%</b>

AM Volumes	AM Peak Hour	PM Volumes	PM Peak Hour	Directional Peak Periods	All Classes
3	04:00	0	15:15	AM 7-9	NOON 12-2
5	07:45	1	15:45	NOON 12-2	PM 4-6
11	10:00	2	16:15	Off Peak Volumes	
33	10:00	18	16:45		
91	10:00	50	17:00		
337	10:00	213	17:15		
853	10:00	520	17:30		
755	10:00	216	17:45		
302	10:00	57	18:00		
81	10:00	14	18:15		
22	10:00	1	18:30		
4	10:00	0	18:45		
	10:00	0	19:00		
	10:00	0	19:15		
	10:00	0	19:30		
	10:00	0	19:45		
	10:00	0	20:00		
	10:00	0	20:15		
	10:00	0	20:30		
	10:00	0	20:45		
	10:00	0	21:00		
	10:00	0	21:15		
	10:00	0	21:30		
	10:00	0	21:45		
	10:00	0	22:00		
	10:00	0	22:15		
	10:00	0	22:30		
	10:00	0	22:45		
	10:00	0	23:00		
	10:00	0	23:15		
	10:00	0	23:30		
	10:00	0	23:45		
374		423	1435	15%	17%
				15%	58%

Street Name	Direction	15th	
-------------	-----------	------	--

Day: Thursday  
Date: 5/18/2023

City: Cooper City  
Project #: FL23\_140259\_014

**Summary**

Time	< 15	15 - 19	20 - 24	25 - 29	30 - 34	35 - 39	40 - 44	45 - 49	50 - 54	55 - 59	60 - 64	65 - 69	70 +	Total
00:00 AM	0	0	0	0	2	4	1	0	0	2	0	0	0	9
00:15	0	0	0	0	0	2	1	1	2	0	0	0	0	6
00:30	0	0	0	0	0	1	1	0	1	0	0	0	0	3
00:45	0	0	0	0	0	1	0	0	1	0	0	0	0	2
01:00	0	0	0	0	0	2	0	0	0	0	0	0	0	2
01:15	0	0	0	0	0	0	0	0	0	0	0	0	0	0
01:30	0	0	0	0	1	0	0	0	1	0	0	0	0	2
01:45	0	0	0	0	0	0	0	0	0	0	0	0	0	0
02:00	0	0	0	0	0	1	1	0	0	0	0	0	0	2
02:15	0	0	0	0	0	1	0	0	0	0	0	0	0	1
02:30	0	0	0	0	0	0	0	0	0	0	0	0	0	0
02:45	0	0	0	0	0	0	1	0	0	0	0	0	0	1
03:00	0	0	0	0	0	0	0	0	0	0	0	0	0	0
03:15	0	0	0	0	0	1	1	0	0	0	0	0	0	2
03:30	0	0	0	0	0	0	1	0	0	0	0	0	0	1
03:45	0	0	0	0	0	0	0	1	2	0	0	0	0	3
04:00	0	0	0	0	1	0	1	0	0	0	0	0	0	2
04:15	0	0	0	0	1	0	0	0	1	0	0	0	0	2
04:30	0	0	0	1	0	2	3	1	0	0	0	0	0	7
04:45	1	0	0	0	0	0	0	1	0	0	0	0	0	2
05:00	0	0	0	0	1	0	0	2	2	1	1	0	0	7
05:15	0	0	0	0	3	1	1	1	1	0	0	0	0	7
05:30	0	0	0	0	3	3	7	5	0	1	0	0	0	19
05:45	0	0	0	0	0	3	8	2	1	1	0	0	0	15
06:00	0	0	0	0	0	3	4	6	4	5	1	0	0	23
06:15	0	0	2	0	9	10	11	3	2	0	0	0	0	37
06:30	0	0	0	0	8	13	8	3	1	0	0	0	0	34
06:45	0	0	0	0	3	12	22	13	5	1	1	0	0	57
07:00	0	0	0	0	9	18	35	15	5	0	0	0	0	82
07:15	0	1	6	3	7	27	23	11	3	1	0	0	0	82
07:30	0	0	4	2	22	46	41	21	6	1	0	0	0	143
07:45	0	0	0	0	9	17	58	52	22	4	0	0	0	162
08:00	0	0	6	10	37	60	18	7	1	0	0	0	0	134
08:15	1	0	1	1	21	31	39	20	2	1	0	0	0	117
08:30	0	3	4	7	8	28	38	17	2	1	0	0	0	108
08:45	0	0	0	0	12	42	16	14	8	2	0	0	0	94
09:00	0	0	0	7	13	25	22	5	2	1	0	0	0	75
09:15	1	0	0	4	8	18	22	12	1	1	0	0	0	67
09:30	0	1	0	9	8	24	28	7	1	0	0	0	0	78
09:45	0	1	0	3	8	14	19	4	7	2	0	0	0	58
10:00	0	0	2	12	23	14	8	1	0	1	0	0	0	61
10:15	0	0	4	0	12	16	16	8	0	0	0	0	0	56
10:30	0	0	3	3	8	21	13	3	4	1	1	0	0	57
10:45	0	0	0	3	12	20	16	5	4	0	1	0	0	63
11:00	0	0	2	8	6	12	15	13	1	0	0	0	0	57
11:15	0	0	1	4	20	20	8	0	0	0	0	0	0	53
11:30	0	0	0	2	7	15	18	9	3	0	0	0	0	54
11:45	0	1	1	1	5	17	20	11	0	2	0	0	0	58
12:00 PM	0	0	0	4	7	18	21	10	2	1	0	0	0	63
12:15	0	0	1	3	9	20	22	7	6	2	0	0	0	70
12:30	0	0	2	1	12	12	18	9	3	0	0	0	0	57
12:45	0	0	0	4	4	18	20	8	3	3	0	0	0	60
13:00	0	0	1	0	12	17	19	13	5	1	0	0	0	68
13:15	0	0	1	2	10	22	21	16	5	1	3	0	0	81
13:30	0	0	0	3	10	20	29	16	4	0	0	0	0	82
13:45	0	0	0	1	9	15	23	14	7	3	0	0	0	72
14:00	0	0	2	2	10	28	20	11	7	0	0	0	0	80
14:15	0	0	0	4	6	23	26	12	7	0	0	0	0	78
14:30	0	0	1	3	9	39	34	7	3	0	0	0	0	96
14:45	0	0	3	5	11	36	22	14	6	0	0	0	0	97
15:00	1	1	11	11	23	35	33	21	2	1	0	0	0	128
15:15	0	0	1	2	18	22	28	21	8	2	1	0	0	103
15:30	0	0	1	2	8	17	30	15	5	3	0	0	0	81
15:45	0	0	2	1	14	31	34	11	5	2	0	0	0	100
16:00	1	0	2	8	15	23	37	11	2	1	0	0	0	100
16:15	0	0	0	2	10	26	29	14	7	2	0	0	0	90
16:30	0	0	1	0	5	22	43	21	10	2	1	0	0	105
16:45	0	0	1	2	9	33	36	17	6	2	0	0	0	106
17:00	0	0	0	2	7	17	34	25	6	1	0	0	0	92
17:15	0	0	1	3	13	31	23	21	7	0	0	0	0	99
17:30	0	0	0	3	9	28	39	21	11	2	0	0	0	113
17:45	0	0	0	0	2	12	25	28	22	4	3	0	0	96
18:00	0	0	1	2	9	30	35	19	3	0	0	0	0	99
18:15	0	0	0	5	10	41	35	15	1	0	0	0	0	107
18:30	0	0	0	1	6	28	27	15	4	0	0	0	0	81
18:45	0	0	0	1	2	19	27	15	5	2	0	0	0	71
19:00	0	0	0	6	2	9	23	24	10	4	0	1	0	73
19:15	0	0	0	1	11	16	20	10	2	1	0	0	0	61
19:30	0	0	0	1	5	17	17	11	4	0	0	0	0	55
19:45	0	0	0	1	10	21	25	6	2	0	0	0	0	65
20:00	0	0	0	1	4	12	16	7	3	1	2	0	0	46
20:15	0	0	0	3	15	9	9	12	2	0	0	0	0	50
20:30	0	0	0	9	15	15	12	5	1	0	0	0	0	59
20:45	0	0	0	1	7	10	15	4	1	0	0	0	0	38
21:00	0	0	0	3	4	13	17	6	2	0	0	0	0	45
21:15	0	0	0	1	14	10	23	5	1	0	0	0	0	54
21:30	0	0	0	1	2	6	6	4	0	0	0	0	0	19
21:45	0	0	0	0	3	5	10	8	2	0	0	0	0	28
22:00	0	0	0	2	5	13	5	3	0	0	0	0	0	28
22:15	0	0	1	0	4	12	11	1	1	0	0	0	0	30
22:30	0	0	0	0	3	8	3	6	0	0	0	0	0	20
22:45	0	0	0	0	2	1	4	1	0	0	0	0	0	8
23:00	0	0	0	0	3	4	5	2	0	1	0	0	0	15
23:15	0	0	0	0	0	1	4	0	0	0	0	0	0	5
23:30	0	0	1	1	0	3	4	3	2	0	0	0	0	14
23:45	0	0	0	1	0	1	4	1	2	1	0	0	0	10
<b>Totals</b>	<b>5</b>	<b>8</b>	<b>52</b>	<b>172</b>	<b>632</b>	<b>1470</b>	<b>1632</b>	<b>802</b>	<b>255</b>	<b>62</b>	<b>13</b>	<b>0</b>	<b>0</b>	<b>5103</b>
<b>% of Totals</b>	<b>0%</b>	<b>0%</b>	<b>1%</b>	<b>3%</b>	<b>12%</b>	<b>29%</b>	<b>32%</b>	<b>16%</b>	<b>5%</b>	<b>1%</b>	<b>0%</b>	<b>0%</b>	<b>0%</b>	<b>100%</b>

<b>AM Volumes</b>	3	7	29	72	243	574	602	309	78	23	5	0	0	1900
<b>% AM</b>	0%	0%	1%	1%	5%	11%	12%	5%	2%	0%	0%	0%	0%	37%
<b>AM Peak Hour</b>	04:00	07:45	10:15	07:45	07:30	07:30	07:30	07:30	06:45	08:00	10:00	0	0	07:30
<b>Volume</b>	1	3	11	21	73	172	192	81	19	3	0	0	0	581
<b>PM Volumes</b>	2	1	23	100	389	896	1030	533	177	39	8	0	0	3190
<b>% PM</b>	0%	0%	0%	2%	8%	18%	20%	10%	3%	1%	0%	0%	0%	63%
<b>PM Peak Hour</b>	14:15	14:15	16:00	14:45	15:00	14:15	16:00	17:00	15:00	12:30	0	0	0	14:30
<b>Volume</b>	1	1	6	23	63	131	145	89	30	8	3	0	0	424
<b>Directional Peak Periods</b>	<b>AM 7-9</b>				<b>NOON 12-2</b>				<b>PM 4-6</b>				<b>Off Peak Volumes</b>	
<b>All Classes</b>	Volume 922				Volume 553				Volume 801				Volume 2827	
	18%				11%				16%				55%	

Street Name	Direction	Percentiles					
		15th	50th	Average	85th	95th	ADT
SW 106th Ave	Summary	34	41	41	47	51	5103

# SPEED

SW 106th Ave Bet. SW 53rd St & SW 55th St

Day: Thursday  
Date: 5/18/2023

City: Cooper City  
Project #: FL23\_140259\_014n

## North Bound

Time	< 15	15 - 19	20 - 24	25 - 29	30 - 34	35 - 39	40 - 44	45 - 49	50 - 54	55 - 59	60 - 64	65 - 69	70 +	Total
00:00 AM	0	0	0	0	0	2	0	1	3	2	0	0	0	8
01:00	0	0	0	0	0	1	0	0	1	0	0	0	0	2
02:00	0	0	0	0	0	1	1	0	0	0	0	0	0	2
03:00	0	0	0	0	0	1	0	1	0	0	0	0	0	2
04:00	0	0	0	0	2	0	2	2	0	0	0	0	0	6
05:00	0	0	0	0	2	3	8	6	3	1	0	0	0	23
06:00	0	0	1	0	10	24	30	17	11	3	1	0	0	97
07:00	0	0	7	8	27	79	95	49	10	1	0	0	0	276
08:00	0	1	3	6	29	75	100	46	10	2	0	0	0	272
09:00	0	0	0	14	17	36	59	19	7	3	0	0	0	155
10:00	0	0	0	4	22	35	31	16	6	1	1	0	0	116
11:00	0	1	3	4	10	21	41	26	3	2	0	0	0	111
12:00 PM	0	0	0	2	18	35	47	22	8	3	0	0	0	135
13:00	0	0	1	1	15	33	54	40	13	4	3	0	0	164
14:00	0	0	2	8	17	51	50	21	16	0	0	0	0	165
15:00	1	1	1	12	29	37	68	48	12	5	0	0	0	214
16:00	1	0	0	5	25	35	67	35	19	4	1	0	0	192
17:00	0	0	0	4	10	35	62	51	21	3	0	0	0	186
18:00	0	0	0	3	12	38	52	39	11	2	0	0	0	157
19:00	0	0	0	3	19	32	49	21	5	1	1	0	0	131
20:00	0	0	0	4	11	15	21	20	9	2	2	0	0	84
21:00	0	0	0	3	9	11	21	13	4	0	0	0	0	61
22:00	0	0	1	0	10	12	8	5	0	0	0	0	0	36
23:00	0	0	0	0	1	5	11	2	2	1	0	0	0	22
<b>Totals</b>	<b>2</b>	<b>3</b>	<b>19</b>	<b>81</b>	<b>295</b>	<b>617</b>	<b>877</b>	<b>500</b>	<b>174</b>	<b>40</b>	<b>9</b>			<b>2617</b>
<b>% of Totals</b>	<b>0%</b>	<b>0%</b>	<b>1%</b>	<b>3%</b>	<b>11%</b>	<b>24%</b>	<b>34%</b>	<b>19%</b>	<b>7%</b>	<b>2%</b>	<b>0%</b>			<b>100%</b>

<b>AM Volumes</b>	0	2	14	36	119	278	367	183	54	15	2	0	0	1070	
<b>% AM</b>		0%	1%	1%	5%	11%	14%	7%	2%	1%	0%			41%	
<b>AM Peak Hour</b>		08:00	07:00	09:00	08:00	07:00	08:00	07:00	06:00	06:00	06:00			07:00	
<b>Volume</b>		1	7	14	29	79	100	49	11	3	1			276	
<b>PM Volumes</b>	2	1	5	45	176	339	510	317	120	25	7	0	0	1547	
<b>% PM</b>	0%	0%	0%	2%	7%	13%	19%	12%	5%	1%	0%			59%	
<b>PM Peak Hour</b>	15:00	15:00	14:00	15:00	15:00	14:00	15:00	17:00	17:00	15:00	13:00			15:00	
<b>Volume</b>	1	1	2	12	29	51	68	51	21	5	3			214	
<b>Directional Peak Periods All Speeds</b>			<b>AM 7-9</b>				<b>NOON 12-2</b>				<b>PM 4-6</b>			<b>Off Peak Volumes</b>	
			Volume		%	Volume		%	Volume		%	Volume		%	
			548	↔	21%	299	↔	11%	378	↔	14%	1392	↔	53%	

Street Name	Direction	Percentiles					
		15th	50th	Average	85th	95th	ADT
SW 106th Ave	North Bound	35	42	41	48	53	2617
SW 106th Ave	South Bound	34	40	40	46	50	2486



**SPEED**

SW 106th Ave Bet. SW 53rd St &amp; SW 55th St

Day: Thursday  
Date: 5/18/2023City: Cooper City  
Project #: FL23\_140259\_014s**South Bound**

Time	< 15	15 - 19	20 - 24	25 - 29	30 - 34	35 - 39	40 - 44	45 - 49	50 - 54	55 - 59	60 - 64	65 - 69	70 +	Total
00:00 AM	0	0	0	0	2	6	3	0	0	1	0	0	0	12
01:00	0	0	0	0	0	2	0	0	0	0	0	0	0	2
02:00	0	0	0	0	0	1	1	0	0	0	0	0	0	2
03:00	0	0	0	0	0	0	3	1	0	0	0	0	0	4
04:00	1	0	0	1	0	2	2	0	1	0	0	0	0	7
05:00	0	0	0	0	5	4	8	4	1	2	1	0	0	25
06:00	0	0	1	0	13	15	17	6	2	0	0	0	0	54
07:00	0	1	3	6	28	70	56	20	8	1	0	0	0	193
08:00	1	2	2	8	22	63	53	23	4	3	0	0	0	181
09:00	1	2	0	9	20	45	32	9	4	1	0	0	0	123
10:00	0	0	9	4	22	45	28	8	3	0	2	0	0	121
11:00	0	0	0	8	12	43	32	15	1	0	0	0	0	111
12:00 PM	0	0	3	10	14	33	34	12	6	3	0	0	0	115
13:00	0	0	1	5	26	41	38	19	8	1	0	0	0	139
14:00	0	0	4	6	19	75	52	23	7	0	0	0	0	186
15:00	0	0	3	4	34	68	57	20	8	3	1	0	0	198
16:00	0	0	4	7	14	69	78	28	6	3	0	0	0	209
17:00	0	0	1	6	31	66	62	38	7	3	0	0	0	214
18:00	0	0	1	6	15	80	72	25	2	0	0	0	0	201
19:00	0	0	0	2	16	45	37	16	7	0	0	0	0	123
20:00	0	0	0	3	24	31	34	15	2	0	0	0	0	109
21:00	0	0	0	2	14	23	35	10	1	0	0	0	0	85
22:00	0	0	0	2	4	22	15	6	1	0	0	0	0	50
23:00	0	0	1	2	2	4	6	4	2	1	0	0	0	22
<b>Totals</b>	<b>3</b>	<b>5</b>	<b>33</b>	<b>91</b>	<b>337</b>	<b>853</b>	<b>755</b>	<b>302</b>	<b>81</b>	<b>22</b>	<b>4</b>			<b>2486</b>
<b>% of Totals</b>	<b>0%</b>	<b>0%</b>	<b>1%</b>	<b>4%</b>	<b>14%</b>	<b>34%</b>	<b>30%</b>	<b>12%</b>	<b>3%</b>	<b>1%</b>	<b>0%</b>			<b>100%</b>

<b>AM Volumes</b>	3	5	15	36	124	296	235	86	24	8	3	0	0	835	
<b>% AM</b>	0%	0%	1%	1%	5%	12%	9%	3%	1%	0%	0%			34%	
<b>AM Peak Hour</b>	04:00	08:00	10:00	09:00	07:00	07:00	07:00	08:00	07:00	08:00	10:00			07:00	
<b>Volume</b>	1	2	9	9	28	70	56	23	8	3	2			193	
<b>PM Volumes</b>	0	0	18	55	213	557	520	216	57	14	1	0	0	1651	
<b>% PM</b>			1%	2%	9%	22%	21%	9%	2%	1%	0%			66%	
<b>PM Peak Hour</b>			14:00	12:00	15:00	18:00	16:00	17:00	13:00	12:00	15:00			17:00	
<b>Volume</b>			4	10	34	80	78	38	8	3	1			214	
<b>Directional Peak Periods All Speeds</b>			<b>AM 7-9</b>				<b>NOON 12-2</b>				<b>PM 4-6</b>			<b>Off Peak Volumes</b>	
			Volume		%	Volume		%	Volume		%	Volume		%	
			374	↔	15%	254	↔	10%	423	↔	17%	1435	↔	58%	

Street Name	Direction	Percentiles					ADT
		15th	50th	Average	85th	95th	
SW 106th Ave	North Bound	35	42	41	48	53	2617
SW 106th Ave	South Bound	34	40	40	46	50	2486

# SPEED

SW 106th Ave Bet. SW 53rd St & SW 55th St

Day: Thursday  
Date: 5/18/2023

City: Cooper City  
Project #: FL23\_140259\_014

## Summary

Time	< 15	15 - 19	20 - 24	25 - 29	30 - 34	35 - 39	40 - 44	45 - 49	50 - 54	55 - 59	60 - 64	65 - 69	70 +	Total
00:00 AM	0	0	0	0	2	8	3	1	3	3	0	0	0	20
01:00	0	0	0	0	0	3	0	0	1	0	0	0	0	4
02:00	0	0	0	0	0	2	2	0	0	0	0	0	0	4
03:00	0	0	0	0	0	1	3	2	0	0	0	0	0	6
04:00	1	0	0	1	2	2	4	2	1	0	0	0	0	13
05:00	0	0	0	0	7	7	16	10	4	3	1	0	0	48
06:00	0	0	2	0	23	39	47	23	13	3	1	0	0	151
07:00	0	1	10	14	55	149	151	69	18	2	0	0	0	469
08:00	1	3	5	14	51	138	153	69	14	5	0	0	0	453
09:00	1	2	0	23	37	81	91	28	11	4	0	0	0	278
10:00	0	0	9	8	44	80	59	24	9	1	3	0	0	237
11:00	0	1	3	12	22	64	73	41	4	2	0	0	0	222
12:00 PM	0	0	3	12	32	68	81	34	14	6	0	0	0	250
13:00	0	0	2	6	41	74	92	59	21	5	3	0	0	303
14:00	0	0	6	14	36	126	102	44	23	0	0	0	0	351
15:00	1	1	4	16	63	105	125	68	20	8	1	0	0	412
16:00	1	0	4	12	39	104	145	63	25	7	1	0	0	401
17:00	0	0	1	10	41	101	124	89	28	6	0	0	0	400
18:00	0	0	1	9	27	118	124	64	13	2	0	0	0	358
19:00	0	0	0	5	35	77	86	37	12	1	1	0	0	254
20:00	0	0	0	7	35	46	55	35	11	2	2	0	0	193
21:00	0	0	0	5	23	34	56	23	5	0	0	0	0	146
22:00	0	0	1	2	14	34	23	11	1	0	0	0	0	86
23:00	0	0	1	2	3	9	17	6	4	2	0	0	0	44
<b>Totals</b>	<b>5</b>	<b>8</b>	<b>52</b>	<b>172</b>	<b>632</b>	<b>1470</b>	<b>1632</b>	<b>802</b>	<b>255</b>	<b>62</b>	<b>13</b>			<b>5103</b>
<b>% of Totals</b>	<b>0%</b>	<b>0%</b>	<b>1%</b>	<b>3%</b>	<b>12%</b>	<b>29%</b>	<b>32%</b>	<b>16%</b>	<b>5%</b>	<b>1%</b>	<b>0%</b>			<b>100%</b>

<b>AM Volumes</b>	3	7	29	72	243	574	602	269	78	23	5	0	0	1905
<b>% AM</b>	0%	0%	1%	1%	5%	11%	12%	5%	2%	0%	0%			37%
<b>AM Peak Hour</b>	04:00	08:00	07:00	09:00	07:00	07:00	08:00	07:00	07:00	08:00	10:00			07:00
<b>Volume</b>	1	3	10	23	55	149	153	69	18	5	3			469
<b>PM Volumes</b>	2	1	23	100	389	896	1030	533	177	39	8	0	0	3198
<b>% PM</b>	0%	0%	0%	2%	8%	18%	20%	10%	3%	1%	0%			63%
<b>PM Peak Hour</b>	15:00	15:00	14:00	15:00	15:00	14:00	16:00	17:00	17:00	15:00	13:00			15:00
<b>Volume</b>	1	1	6	16	63	126	145	89	28	8	3			412

Directional Peak Periods All Speeds	AM 7-9		NOON 12-2		PM 4-6		Off Peak Volumes	
	Volume	%	Volume	%	Volume	%	Volume	%
	922	↔ 18%	553	↔ 11%	801	↔ 16%	2827	↔ 55%

Street Name	Direction	Percentiles					
		15th	50th	Average	85th	95th	ADT
SW 106th Ave	Summary	34	41	41	47	51	5103

**VOLUME**

SW 106th Ave Bet. SW 53rd St & SW 55th St

Day: Thursday  
Date: 5/18/2023

City: Cooper City  
Project #: FL23\_140259\_014

DAILY TOTALS												Total	
		NB		SB		EB		WB		TOTAL			
		2,617		2,486		0		0		5,103		5,103	
AM Period	NB	SB	EB	WB	TOTAL	PMI Period	NB	SB	EB	WB	TOTAL		
00:15	3	6	0	0	9	12:00	33	30	0	0	63		
00:30	4	2	0	0	6	12:15	42	28	0	0	70		
00:45	0	3	0	0	3	12:30	29	28	0	0	57		
	1	8	1	12	20	12:45	31	135	29	115	60	250	
01:00	1	1	0	0	2	13:00	39	29	0	0	68		
01:15	0	0	0	0	0	13:15	46	35	0	0	81		
01:30	1	1	0	0	2	13:30	43	39	0	0	82		
01:45	0	2	0	0	4	13:45	36	164	36	139	72	303	
02:00	1	1	0	0	2	14:00	37	43	0	0	80		
02:15	1	0	0	0	1	14:15	40	38	0	0	78		
02:30	0	0	0	0	0	14:30	38	58	0	0	96		
02:45	0	2	0	0	4	14:45	50	165	47	186	97	351	
03:00	0	0	0	0	0	15:00	70	58	0	0	128		
03:15	1	1	0	0	2	15:15	53	50	0	0	103		
03:30	0	1	0	0	1	15:30	36	45	0	0	81		
03:45	1	2	0	0	6	15:45	55	214	45	198	100	412	
04:00	1	1	0	0	2	16:00	54	46	0	0	100		
04:15	1	1	0	0	2	16:15	49	41	0	0	90		
04:30	3	4	0	0	7	16:30	39	66	0	0	105		
04:45	1	6	0	0	13	16:45	50	192	56	209	106	401	
05:00	3	4	0	0	7	17:00	40	52	0	0	92		
05:15	4	3	0	0	7	17:15	46	53	0	0	99		
05:30	8	11	0	0	19	17:30	56	57	0	0	113		
05:45	8	23	0	0	48	17:45	44	186	52	214	96	400	
06:00	19	4	0	0	23	18:00	42	57	0	0	99		
06:15	14	15	0	0	37	18:15	38	69	0	0	107		
06:30	29	13	0	0	82	18:30	36	45	0	0	81		
06:45	35	22	0	0	57	18:45	41	157	30	201	71	358	
07:00	52	30	0	0	82	19:00	37	36	0	0	73		
07:15	43	39	0	0	82	19:15	34	27	0	0	61		
07:30	87	56	0	0	143	19:30	25	30	0	0	55		
07:45	94	276	0	0	469	19:45	35	131	30	123	65	254	
08:00	88	46	0	0	134	20:00	27	19	0	0	46		
08:15	70	47	0	0	117	20:15	23	27	0	0	50		
08:30	64	44	0	0	108	20:30	20	39	0	0	59		
08:45	50	272	0	0	94	20:45	14	84	24	109	38	193	
09:00	45	30	0	0	75	21:00	21	24	0	0	45		
09:15	39	28	0	0	67	21:15	19	35	0	0	54		
09:30	43	35	0	0	78	21:30	6	13	0	0	19		
09:45	28	155	0	0	278	21:45	15	61	13	85	28	146	
10:00	38	23	0	0	61	22:00	14	14	0	0	28		
10:15	28	28	0	0	56	22:15	9	21	0	0	30		
10:30	20	20	0	0	57	22:30	11	9	0	0	20		
10:45	30	116	0	0	63	22:45	2	36	6	50	8	86	
11:00	27	30	0	0	57	23:00	7	8	0	0	15		
11:15	28	25	0	0	53	23:15	4	1	0	0	5		
11:30	29	25	0	0	54	23:30	7	7	0	0	14		
11:45	27	111	0	0	222	23:45	4	22	6	22	10	44	
<b>TOTALS</b>	<b>1070</b>	<b>835</b>			<b>1905</b>	<b>TOTALS</b>	<b>1547</b>	<b>1651</b>			<b>3198</b>		
<b>SPLIT %</b>	<b>56.2%</b>	<b>43.8%</b>			<b>37.3%</b>	<b>SPLIT %</b>	<b>48.4%</b>	<b>51.6%</b>			<b>62.7%</b>		
<b>DAILY TOTALS</b>												<b>Total</b>	
		NB		SB		EB		WB		Total			
		2,617		2,486		0		0		5,103			
AM Peak Hour	07:30	07:30	07:30	07:30	07:30	PM Peak Hour	15:00	17:30	14:30				
AM Pk Volume	339	217	556	0.858	0.858	PM Pk Volume	214	235	424				
Pk Hr Factor	0.902	0.798	0.858		0.858	Pk Hr Factor	0.764	0.851	0.828				
7 - 9 Volume	548	374	922	0.902	0.858	4 - 6 Volume	378	423	801				
7 - 9 Peak Hour	07:30	07:30	07:30	0.902	0.858	4 - 6 Peak Hour	16:00	16:30	16:45				
7 - 9 Pk Volume	339	217	556	0.902	0.858	4 - 6 Pk Volume	192	227	410				
Pk Hr Factor	0.902	0.798	0.858		0.858	Pk Hr Factor	0.889	0.860	0.907				

Project #: FL23\_140259\_014

City: Cooper City

Location: SW 106th Ave Bet. SW 53rd St & SW 55th St

Date: 5/18/2023



Time	< 15	15 - 19	20 - 24	25 - 29	30 - 34	35 - 39	40 - 44	45 - 49	50 - 54	55 - 59	60 - 64	65 - 69	70 +	Total
00:00 AM	0	0	0	1	0	0	0	0	0	0	0	0	0	1
00:15	0	0	0	0	0	0	0	0	0	0	0	0	0	0
00:30	0	0	0	0	0	0	0	0	0	0	0	0	0	0
00:45	0	0	0	0	0	0	0	0	0	0	0	0	0	0
01:00	0	0	0	0	0	0	0	0	0	0	0	0	0	0
01:15	0	0	1	0	0	0	0	0	0	0	0	0	0	1
01:30	0	0	0	0	0	0	0	0	0	0	0	0	0	0
01:45	0	0	0	0	0	0	0	0	0	0	0	0	0	0
02:00	0	0	0	0	0	0	0	0	0	0	0	0	0	0
02:15	0	0	0	0	0	0	0	0	0	0	0	0	0	0
02:30	0	0	0	0	0	0	0	0	0	0	0	0	0	0
02:45	0	0	0	0	0	0	0	0	0	0	0	0	0	0
03:00	0	0	0	0	0	0	0	0	0	0	0	0	0	0
03:15	0	0	0	0	0	0	0	0	0	0	0	0	0	0
03:30	0	0	0	0	0	0	0	0	0	0	0	0	0	0
03:45	0	0	0	0	0	0	0	0	0	0	0	0	0	0
04:00	0	0	0	0	0	0	0	0	0	0	0	0	0	0
04:15	0	0	0	1	0	0	0	0	0	0	0	0	0	1
04:30	0	0	0	0	0	0	0	0	0	0	0	0	0	0
04:45	0	0	0	0	0	0	0	0	0	0	0	0	0	0
05:00	0	0	0	0	0	0	0	0	0	0	0	0	0	0
05:15	0	1	0	0	0	0	0	0	0	0	0	0	0	1
05:30	0	0	1	0	0	0	0	0	0	0	0	0	0	1
05:45	0	0	0	0	0	0	0	0	0	0	0	0	0	0
06:00	0	2	1	1	0	0	0	0	0	0	0	0	0	4
06:15	0	0	0	1	1	0	0	0	0	0	0	0	0	2
06:30	1	2	0	1	0	0	0	0	0	0	0	0	0	4
06:45	0	0	1	1	0	0	0	0	0	0	0	0	0	2
07:00	1	0	2	1	0	0	0	0	0	0	0	0	0	4
07:15	0	2	3	1	0	0	0	0	0	0	0	0	0	6
07:30	1	2	1	1	1	0	0	0	0	0	0	0	0	6
07:45	2	4	3	0	0	0	0	0	0	0	0	0	0	7
08:00	0	0	0	2	0	0	0	0	0	0	0	0	0	2
08:15	0	1	5	3	1	0	0	0	0	0	0	0	0	10
08:30	0	3	2	2	0	0	0	0	0	0	0	0	0	7
08:45	2	0	1	2	0	0	0	0	0	0	0	0	0	5
09:00	0	0	3	1	2	0	0	0	0	0	0	0	0	6
09:15	1	1	4	0	1	1	0	0	0	0	0	0	0	7
09:30	1	0	1	2	0	0	0	0	0	0	0	0	0	4
09:45	0	1	1	0	0	0	0	0	0	0	0	0	0	2
10:00	0	1	2	0	0	0	0	0	0	0	0	0	0	3
10:15	0	0	2	1	0	0	0	0	0	0	0	0	0	3
10:30	1	0	3	2	0	0	0	0	0	0	0	0	0	6
10:45	0	2	1	1	0	0	0	0	0	0	0	0	0	4
11:00	0	1	3	0	0	0	0	0	0	0	0	0	0	4
11:15	0	0	0	1	0	0	0	0	0	0	0	0	0	1
11:30	2	0	3	0	0	0	0	0	0	0	0	0	0	5
11:45	0	1	2	3	1	0	0	0	0	0	0	0	0	7
12:00 PM	0	0	1	1	0	0	0	0	0	0	0	0	0	2
12:15	0	1	0	1	0	0	0	0	0	0	0	0	0	2
12:30	1	0	1	1	0	0	0	0	0	0	0	0	0	3
12:45	0	0	4	1	0	0	0	0	0	0	0	0	0	5
13:00	1	1	1	1	0	0	0	0	0	0	0	0	0	4
13:15	1	0	3	1	0	0	0	0	0	0	0	0	0	5
13:30	1	3	2	0	0	0	0	0	0	0	0	0	0	6
13:45	0	1	1	2	0	0	0	0	0	0	0	0	0	4
14:00	1	1	1	2	1	0	0	0	0	0	0	0	0	6
14:15	0	0	0	1	0	0	0	0	0	0	0	0	0	1
14:30	0	1	0	1	0	0	0	0	0	0	0	0	0	2
14:45	0	1	1	1	1	0	0	0	0	0	0	0	0	4
15:00	0	0	1	0	0	0	0	0	0	0	0	0	0	1
15:15	1	0	2	1	0	0	0	0	0	0	0	0	0	4
15:30	0	2	1	4	1	1	0	0	0	0	0	0	0	9
15:45	2	0	3	1	0	0	0	0	0	0	0	0	0	6
16:00	1	0	1	0	0	0	0	0	0	0	0	0	0	2
16:15	1	0	0	1	0	0	0	0	0	0	0	0	0	2
16:30	1	2	0	1	0	0	0	0	0	0	0	0	0	4
16:45	0	1	1	1	0	0	0	0	0	0	0	0	0	3
17:00	0	1	3	3	0	0	0	0	0	0	0	0	0	7
17:15	0	0	2	0	0	0	0	0	0	0	0	0	0	2
17:30	0	2	1	0	1	0	0	0	0	0	0	0	0	4
17:45	0	0	2	2	0	0	0	0	0	0	0	0	0	4
18:00	0	0	1	0	0	0	0	0	0	0	0	0	0	1
18:15	0	0	0	1	0	0	0	0	0	0	0	0	0	1
18:30	0	1	0	0	0	0	0	0	0	0	0	0	0	1
18:45	0	0	0	0	0	0	0	0	0	0	0	0	0	0
19:00	0	0	0	0	0	0	0	0	0	0	0	0	0	0
19:15	0	1	1	3	0	0	0	0	0	0	0	0	0	5
19:30	0	2	2	1	0	0	0	0	0	0	0	0	0	5
19:45	0	0	1	2	0	0	0	0	0	0	0	0	0	3
20:00	0	1	1	0	0	0	0	0	0	0	0	0	0	2
20:15	1	0	2	0	0	0	0	0	0	0	0	0	0	3
20:30	0	0	1	1	0	0	0	0	0	0	0	0	0	2
20:45	0	0	2	0	0	0	0	0	0	0	0	0	0	2
21:00	0	0	0	0	0	0	0	0	0	0	0	0	0	0
21:15	0	0	0	0	0	0	0	0	0	0	0	0	0	0
21:30	1	0	0	0	0	0	0	0	0	0	0	0	0	1
21:45	0	0	0	1	0	0	0	0	0	0	0	0	0	1
22:00	0	0	0	0	0	0	0	0	0	0	0	0	0	0
22:15	0	1	0	0	0	0	0	0	0	0	0	0	0	1
22:30	0	0	0	0	0	0	0	0	0	0	0	0	0	0
22:45	0	0	0	2	0	0	0	0	0	0	0	0	0	2
23:00	0	0	0	0	0	0	0	0	0	0	0	0	0	0
23:15	0	0	0	0	0	0	0	0	0	0	0	0	0	0
23:30	0	0	1	0	0	0	0	0	0	0	0	0	0	1
23:45	0	0	1	0	0	0	0	0	0	0	0	0	0	1
<b>Totals</b>	<b>25</b>	<b>47</b>	<b>90</b>	<b>64</b>	<b>11</b>	<b>2</b>								<b>239</b>
% of Totals	10%	20%	38%	27%	5%	1%								100%

Directional Peak Periods	AM 7-9			NOON 12-2			PM 4-6			Off Peak Volumes		
All Classes	Volume	%		Volume	%		Volume	%		Volume	%	
	47	20%	← →	31	13%	← →	28	12%	← →	133	56%	← →

Street Name	Direction	Percentiles					
		15th	50th	Average	85th	95th	ADT
SW 49th Manor	East Bound	16	23	22	28	30	239
SW 49th Manor	West Bound	16	23	22	29	31	236

Time	< 15	15 - 19	20 - 24	25 - 29	30 - 34	35 - 39	40 - 44	45 - 49	50 - 54	55 - 59	60 - 64	65 - 69	70 +	Total
00:00 AM	0	0	0	0	0	0	0	0	0	0	0	0	0	0
00:15	0	0	0	0	0	0	0	0	0	0	0	0	0	0
00:30	0	0	0	0	0	0	0	0	0	0	0	0	0	0
00:45	0	1	0	0	0	0	0	0	0	0	0	0	0	1
01:00	1	0	0	0	0	0	0	0	0	0	0	0	0	1
01:15	0	0	0	0	0	0	0	0	0	0	0	0	0	0
01:30	0	0	0	1	0	0	0	0	0	0	0	0	0	1
01:45	0	0	0	0	0	0	0	0	0	0	0	0	0	0
02:00	0	0	0	0	0	0	0	0	0	0	0	0	0	0
02:15	0	0	0	0	0	0	0	0	0	0	0	0	0	0
02:30	0	0	0	0	0	0	0	0	0	0	0	0	0	0
02:45	0	0	0	0	0	0	0	0	0	0	0	0	0	0
03:00	0	0	0	0	0	0	0	0	0	0	0	0	0	0
03:15	0	0	0	0	0	0	0	0	0	0	0	0	0	0
03:30	0	0	0	0	0	0	0	0	0	0	0	0	0	0
03:45	0	0	0	0	0	0	0	0	0	0	0	0	0	0
04:00	0	0	0	0	0	0	0	0	0	0	0	0	0	0
04:15	0	0	1	0	0	0	0	0	0	0	0	0	0	1
04:30	0	0	0	0	0	0	0	0	0	0	0	0	0	0
04:45	0	0	0	0	0	0	0	0	0	0	0	0	0	0
05:00	0	0	0	0	0	0	0	0	0	0	0	0	0	0
05:15	0	0	0	0	0	0	0	0	0	0	0	0	0	0
05:30	0	0	0	0	0	0	0	0	0	0	0	0	0	0
05:45	0	0	0	0	0	0	0	0	0	0	0	0	0	0
06:00	0	0	0	0	0	0	0	0	0	0	0	0	0	0
06:15	0	0	1	0	0	0	0	0	0	0	0	0	0	1
06:30	0	0	0	0	0	0	0	0	0	0	0	0	0	0
06:45	0	0	0	0	0	0	0	0	0	0	0	0	0	0
07:00	0	0	2	0	0	0	0	0	0	0	0	0	0	2
07:15	1	1	2	1	0	0	0	0	0	0	0	0	0	5
07:30	1	1	2	0	0	0	0	0	0	0	0	0	0	4
07:45	2	2	0	0	0	0	0	0	0	0	0	0	0	4
08:00	2	0	1	1	0	0	0	0	0	0	0	0	0	4
08:15	0	2	1	3	0	0	0	0	0	0	0	0	0	6
08:30	0	0	2	2	0	0	0	0	0	0	0	0	0	4
08:45	1	2	1	1	0	0	0	0	0	0	0	0	0	5
09:00	0	0	3	1	1	0	0	0	0	0	0	0	0	5
09:15	1	1	0	0	1	1	0	0	0	0	0	0	0	3
09:30	0	0	2	1	0	0	0	0	0	0	0	0	0	3
09:45	0	0	0	0	0	0	0	0	0	0	0	0	0	0
10:00	0	0	0	0	0	0	0	0	0	0	0	0	0	0
10:15	0	0	0	2	1	0	0	0	0	0	0	0	0	3
10:30	0	0	2	1	0	0	0	0	0	0	0	0	0	3
10:45	0	1	0	0	0	0	0	0	0	0	0	0	0	1
11:00	0	0	2	3	0	0	0	0	0	0	0	0	0	5
11:15	1	1	2	0	0	0	0	0	0	0	0	0	0	4
11:30	0	0	1	2	0	0	0	0	0	0	0	0	0	3
11:45	0	1	0	0	0	0	0	0	0	0	0	0	0	1
12:00 PM	0	0	2	0	0	0	0	0	0	0	0	0	0	2
12:15	1	0	0	2	0	0	0	0	0	0	0	0	0	3
12:30	0	1	1	2	0	0	0	0	0	0	0	0	0	4
12:45	0	4	2	1	0	0	0	0	0	0	0	0	0	7
13:00	1	0	0	1	1	0	0	0	0	0	0	0	0	3
13:15	0	2	1	2	0	0	0	0	0	0	0	0	0	5
13:30	0	1	1	1	0	0	0	0	0	0	0	0	0	3
13:45	0	2	2	1	0	0	0	0	0	0	0	0	0	5
14:00	1	0	2	3	1	0	0	0	0	0	0	0	0	7
14:15	0	1	0	3	0	1	0	0	0	0	0	0	0	5
14:30	0	2	1	3	0	0	0	0	0	0	0	0	0	6
14:45	0	3	1	0	0	0	0	0	0	0	0	0	0	4
15:00	1	1	0	1	0	0	0	0	0	0	0	0	0	3
15:15	1	4	3	2	1	0	0	0	0	0	0	0	0	11
15:30	1	0	1	1	0	0	0	0	0	0	0	0	0	3
15:45	0	2	1	4	0	0	0	0	0	0	0	0	0	7
16:00	1	2	1	1	1	0	0	0	0	0	0	0	0	6
16:15	0	2	2	2	0	0	0	0	0	0	0	0	0	4
16:30	2	1	0	3	0	0	0	0	0	0	0	0	0	6
16:45	0	0	0	0	3	0	0	0	0	0	0	0	0	3
17:00	1	1	2	1	0	0	0	0	0	0	0	0	0	5
17:15	1	2	0	1	0	1	0	0	0	0	0	0	0	5
17:30	0	0	0	1	0	0	0	0	0	0	0	0	0	1
17:45	1	0	0	0	1	0	0	0	0	0	0	0	0	2
18:00	0	0	2	2	0	0	0	0	0	0	0	0	0	4
18:15	0	2	3	0	0	0	0	0	0	0	0	0	0	5
18:30	1	0	0	0	0	0	0	0	0	0	0	0	0	1
18:45	0	0	0	1	0	0	0	0	0	0	0	0	0	1
19:00	0	2	0	2	3	0	0	0	0	0	0	0	0	5
19:15	0	2	0	0	0	0	0	0	0	0	0	0	0	2
19:30	0	0	2	2	0	0	0	0	0	0	0	0	0	4
19:45	1	0	0	1	1	0	0	0	0	0	0	0	0	3
20:00	0	0	1	0	0	0	0	0	0	0	0	0	0	1
20:15	0	1	1	1	0	1	0	0	0	0	0	0	0	4
20:30	1	0	0	0	0	1	0	0	0	0	0	0	0	2
20:45	1	1	0	2	0	0	0	0	0	0	0	0	0	4
21:00	0	0	2	1	0	0	0	0	0	0	0	0	0	3
21:15	0	2	0	0	1	0	0	0	0	0	0	0	0	3
21:30	0	0	1	0	0	0	0	0	0	0	0	0	0	1
21:45	0	0	2	3	0	0	0	0	0	0	0	0	0	5
22:00	1	1	1	0	0	0	0	0	0	0	0	0	0	3
22:15	0	0	1	0	0	0	0	0	0	0	0	0	0	1
22:30	0	0	0	1	0	0	0	0	0	0	0	0	0	1
22:45	0	0	0	0	0	0	0	0	0	0	0	0	0	0
23:00	0	0	0	1	0	0	0	0	0	0	0	0	0	1
23:15	0	0	0	0	0	0	0	0	0	0	0	0	0	0
23:30	0	0	0	2	0	0	0	0	0	0	0	0	0	2
23:45	0	0	0	0	0	0	0	0	0	0	0	0	0	0
<b>Totals</b>	<b>27</b>	<b>55</b>	<b>64</b>	<b>75</b>	<b>11</b>	<b>4</b>								<b>236</b>
% of Totals	11%	23%	27%	32%	5%	2%								100%

Directional Peak Periods	AM 7-9		NOON 12-2		PM 4-6		Off Peak Volumes	
All Classes	Volume	%	Volume	%	Volume	%	Volume	%
	34	14%	32	14%	32	14%	138	58%

Street Name	Direction	Percentiles					ADT
		15th	50th	Average	85th	95th	
SW 49th Manor	East Bound	16	23	22	28	30	239
SW 49th Manor	West Bound	16	23	22	29	31	236

Summary

Time	< 15	15 - 19	20 - 24	25 - 29	30 - 34	35 - 39	40 - 44	45 - 49	50 - 54	55 - 59	60 - 64	65 - 69	70 +	Total
00:00 AM	0	0	0	1	0	0	0	0	0	0	0	0	0	1
00:15	0	0	0	0	0	0	0	0	0	0	0	0	0	0
00:30	0	0	0	0	0	0	0	0	0	0	0	0	0	0
00:45	0	1	0	0	0	0	0	0	0	0	0	0	0	1
01:00	1	0	0	0	0	0	0	0	0	0	0	0	0	1
01:15	0	0	1	0	0	0	0	0	0	0	0	0	0	1
01:30	0	0	0	1	0	0	0	0	0	0	0	0	0	1
01:45	0	0	0	0	0	0	0	0	0	0	0	0	0	0
02:00	0	0	0	0	0	0	0	0	0	0	0	0	0	0
02:15	0	0	0	0	0	0	0	0	0	0	0	0	0	0
02:30	0	0	0	0	0	0	0	0	0	0	0	0	0	0
02:45	0	0	0	0	0	0	0	0	0	0	0	0	0	0
03:00	0	0	0	0	0	0	0	0	0	0	0	0	0	0
03:15	0	0	0	0	0	0	0	0	0	0	0	0	0	0
03:30	0	0	0	0	0	0	0	0	0	0	0	0	0	0
03:45	0	0	0	0	0	0	0	0	0	0	0	0	0	0
04:00	0	0	0	0	0	0	0	0	0	0	0	0	0	0
04:15	0	0	1	1	0	0	0	0	0	0	0	0	0	2
04:30	0	0	0	0	0	0	0	0	0	0	0	0	0	0
04:45	0	0	0	0	0	0	0	0	0	0	0	0	0	0
05:00	0	0	0	0	0	0	0	0	0	0	0	0	0	0
05:15	0	1	0	0	0	0	0	0	0	0	0	0	0	1
05:30	0	0	1	0	0	0	0	0	0	0	0	0	0	1
05:45	0	0	0	0	0	0	0	0	0	0	0	0	0	0
06:00	0	2	1	1	0	0	0	0	0	0	0	0	0	4
06:15	0	0	1	1	1	0	0	0	0	0	0	0	0	3
06:30	1	2	0	1	0	0	0	0	0	0	0	0	0	4
06:45	0	0	1	1	0	0	0	0	0	0	0	0	0	2
07:00	1	0	4	1	0	0	0	0	0	0	0	0	0	6
07:15	1	3	5	2	0	0	0	0	0	0	0	0	0	11
07:30	2	3	3	1	1	0	0	0	0	0	0	0	0	10
07:45	4	6	1	0	0	0	0	0	0	0	0	0	0	11
08:00	2	0	1	3	0	0	0	0	0	0	0	0	0	6
08:15	0	3	6	6	1	0	0	0	0	0	0	0	0	16
08:30	0	3	4	4	0	0	0	0	0	0	0	0	0	11
08:45	3	2	2	3	0	0	0	0	0	0	0	0	0	10
09:00	0	0	6	2	3	0	0	0	0	0	0	0	0	11
09:15	2	2	4	0	2	0	0	0	0	0	0	0	0	10
09:30	1	0	3	3	0	0	0	0	0	0	0	0	0	7
09:45	0	1	1	0	0	0	0	0	0	0	0	0	0	2
10:00	0	1	2	0	0	0	0	0	0	0	0	0	0	3
10:15	0	0	2	3	1	0	0	0	0	0	0	0	0	6
10:30	1	0	5	3	0	0	0	0	0	0	0	0	0	9
10:45	0	3	3	1	1	0	0	0	0	0	0	0	0	8
11:00	0	1	5	3	0	0	0	0	0	0	0	0	0	9
11:15	1	1	2	1	0	0	0	0	0	0	0	0	0	5
11:30	2	0	4	2	0	0	0	0	0	0	0	0	0	8
11:45	0	2	2	3	1	0	0	0	0	0	0	0	0	8
12:00 PM	0	0	3	1	0	0	0	0	0	0	0	0	0	4
12:15	1	1	0	2	1	0	0	0	0	0	0	0	0	5
12:30	1	1	2	3	0	0	0	0	0	0	0	0	0	7
12:45	0	4	6	2	0	0	0	0	0	0	0	0	0	12
13:00	2	1	1	2	1	0	0	0	0	0	0	0	0	7
13:15	1	2	4	3	0	0	0	0	0	0	0	0	0	10
13:30	1	4	3	1	0	0	0	0	0	0	0	0	0	9
13:45	0	3	3	0	0	0	0	0	0	0	0	0	0	9
14:00	2	1	3	5	2	0	0	0	0	0	0	0	0	13
14:15	0	1	0	4	0	1	0	0	0	0	0	0	0	6
14:30	0	3	1	4	0	0	0	0	0	0	0	0	0	8
14:45	0	4	2	1	1	0	0	0	0	0	0	0	0	8
15:00	1	1	0	1	0	0	0	0	0	0	0	0	0	4
15:15	2	4	5	3	1	0	0	0	0	0	0	0	0	15
15:30	1	2	2	5	1	1	0	0	0	0	0	0	0	12
15:45	2	2	4	5	0	0	0	0	0	0	0	0	0	13
16:00	2	2	2	1	1	0	0	0	0	0	0	0	0	8
16:15	1	2	2	1	0	0	0	0	0	0	0	0	0	6
16:30	3	3	0	4	0	0	0	0	0	0	0	0	0	10
16:45	0	1	1	1	3	0	0	0	0	0	0	0	0	6
17:00	1	2	5	4	0	0	0	0	0	0	0	0	0	12
17:15	1	2	2	1	0	1	0	0	0	0	0	0	0	7
17:30	0	2	1	1	1	0	0	0	0	0	0	0	0	5
17:45	1	0	2	3	0	0	0	0	0	0	0	0	0	6
18:00	0	0	3	2	0	0	0	0	0	0	0	0	0	5
18:15	0	2	3	1	0	0	0	0	0	0	0	0	0	6
18:30	1	1	0	0	0	0	0	0	0	0	0	0	0	2
18:45	0	0	0	1	0	0	0	0	0	0	0	0	0	1
19:00	0	2	0	3	0	0	0	0	0	0	0	0	0	5
19:15	0	3	1	3	0	0	0	0	0	0	0	0	0	7
19:30	0	2	4	3	0	0	0	0	0	0	0	0	0	9
19:45	1	0	1	3	1	0	0	0	0	0	0	0	0	6
20:00	0	1	2	0	0	0	0	0	0	0	0	0	0	3
20:15	1	1	3	1	0	1	0	0	0	0	0	0	0	7
20:30	1	0	1	1	0	1	0	0	0	0	0	0	0	5
20:45	1	1	2	2	0	0	0	0	0	0	0	0	0	6
21:00	0	0	2	1	0	0	0	0	0	0	0	0	0	3
21:15	0	2	0	0	1	0	0	0	0	0	0	0	0	3
21:30	1	0	1	0	0	0	0	0	0	0	0	0	0	2
21:45	0	0	3	3	0	0	0	0	0	0	0	0	0	6
22:00	1	1	1	0	0	0	0	0	0	0	0	0	0	3
22:15	0	1	1	0	0	0	0	0	0	0	0	0	0	2
22:30	0	0	0	1	0	0	0	0	0	0	0	0	0	1
22:45	0	0	0	2	0	0	0	0	0	0	0	0	0	2
23:00	0	0	0	1	0	0	0	0	0	0	0	0	0	1
23:15	0	0	0	0	0	0	0	0	0	0	0	0	0	0
23:30	0	0	1	2	0	0	0	0	0	0	0	0	0	3
23:45	0	0	1	0	0	0	0	0	0	0	0	0	0	1
<b>Totals</b>	<b>52</b>	<b>102</b>	<b>154</b>	<b>139</b>	<b>22</b>	<b>6</b>								<b>475</b>
% of Totals	11%	21%	32%	29%	5%	1%								100%

Directional Peak Periods	AM 7-9		NOON 12-2		PM 4-6		Off Peak Volumes	
All Classes	Volume	%	Volume	%	Volume	%	Volume	%
	81	17%	63	13%	60	13%	271	57%

Street Name	Direction	15th	50th	Average	85th	95th	ADT
SW 49th Manor	Summary	16	23	22	28	31	475

# SPEED

SW 49th Manor Bet. SW 104th Ave & SW 101st Ave

Day: Tuesday  
Date: 6/6/2023

City: Cooper City  
Project #: FL23\_140259\_015e

**East Bound**

Time	< 15	15 - 19	20 - 24	25 - 29	30 - 34	35 - 39	40 - 44	45 - 49	50 - 54	55 - 59	60 - 64	65 - 69	70 +	Total
00:00 AM	0	0	0	1	0	0	0	0	0	0	0	0	0	1
01:00	0	0	1	0	0	0	0	0	0	0	0	0	0	1
02:00	0	0	0	0	0	0	0	0	0	0	0	0	0	0
03:00	0	0	0	0	0	0	0	0	0	0	0	0	0	0
04:00	0	0	0	1	0	0	0	0	0	0	0	0	0	1
05:00	0	1	1	0	0	0	0	0	0	0	0	0	0	2
06:00	1	4	2	4	1	0	0	0	0	0	0	0	0	12
07:00	4	8	7	3	1	0	0	0	0	0	0	0	0	23
08:00	2	4	8	9	1	0	0	0	0	0	0	0	0	24
09:00	2	2	9	3	2	1	0	0	0	0	0	0	0	19
10:00	1	3	8	4	0	0	0	0	0	0	0	0	0	16
11:00	2	2	8	4	1	0	0	0	0	0	0	0	0	17
12:00 PM	1	1	6	3	1	0	0	0	0	0	0	0	0	12
13:00	3	5	7	4	0	0	0	0	0	0	0	0	0	19
14:00	1	3	2	5	2	0	0	0	0	0	0	0	0	13
15:00	3	2	7	6	1	1	0	0	0	0	0	0	0	20
16:00	3	3	2	3	0	0	0	0	0	0	0	0	0	11
17:00	0	3	8	5	1	0	0	0	0	0	0	0	0	17
18:00	0	1	1	1	0	0	0	0	0	0	0	0	0	3
19:00	0	3	4	6	0	0	0	0	0	0	0	0	0	13
20:00	1	1	6	0	0	0	0	0	0	0	0	0	0	8
21:00	1	0	1	0	0	0	0	0	0	0	0	0	0	2
22:00	0	1	0	2	0	0	0	0	0	0	0	0	0	3
23:00	0	0	2	0	0	0	0	0	0	0	0	0	0	2
<b>Totals</b>	<b>25</b>	<b>47</b>	<b>90</b>	<b>64</b>	<b>11</b>	<b>2</b>								<b>239</b>
<b>% of Totals</b>	<b>10%</b>	<b>20%</b>	<b>38%</b>	<b>27%</b>	<b>5%</b>	<b>1%</b>								<b>100%</b>

<b>AM Volumes</b>	12	24	44	29	6	1	0	0	0	0	0	0	0	116
<b>% AM</b>	5%	10%	18%	12%	3%	0%								49%
<b>AM Peak Hour</b>	07:00	07:00	09:00	08:00	09:00	09:00								08:00
<b>Volume</b>	4	8	9	9	2	1								24
<b>PM Volumes</b>	13	23	46	35	5	1	0	0	0	0	0	0	0	123
<b>% PM</b>	5%	10%	19%	15%	2%	0%								51%
<b>PM Peak Hour</b>	13:00	13:00	17:00	15:00	14:00	15:00								15:00
<b>Volume</b>	3	5	8	6	2	1								20

Directional Peak Periods All Speeds	AM 7-9		NOON 12-2		PM 4-6		Off Peak Volumes	
	Volume	%	Volume	%	Volume	%	Volume	%
	47	↔ 20%	31	↔ 13%	28	↔ 12%	133	↔ 56%

Street Name	Direction	Percentiles					ADT
		15th	50th	Average	85th	95th	
SW 49th Manor	East Bound	16	23	22	28	30	239
SW 49th Manor	West Bound	16	23	22	29	31	236



# SPEED

SW 49th Manor Bet. SW 104th Ave & SW 101st Ave

Day: Tuesday  
Date: 6/6/2023

City: Cooper City  
Project #: FL23\_140259\_015w

## West Bound

Time	< 15	15 - 19	20 - 24	25 - 29	30 - 34	35 - 39	40 - 44	45 - 49	50 - 54	55 - 59	60 - 64	65 - 69	70 +	Total
00:00 AM	0	1	0	0	0	0	0	0	0	0	0	0	0	1
01:00	1	0	0	1	0	0	0	0	0	0	0	0	0	2
02:00	0	0	0	0	0	0	0	0	0	0	0	0	0	0
03:00	0	0	0	0	0	0	0	0	0	0	0	0	0	0
04:00	0	0	1	0	0	0	0	0	0	0	0	0	0	1
05:00	0	0	0	0	0	0	0	0	0	0	0	0	0	0
06:00	0	0	1	0	0	0	0	0	0	0	0	0	0	1
07:00	4	4	6	1	0	0	0	0	0	0	0	0	0	15
08:00	3	4	5	7	0	0	0	0	0	0	0	0	0	19
09:00	1	1	5	2	1	1	0	0	0	0	0	0	0	11
10:00	0	1	2	3	1	0	0	0	0	0	0	0	0	7
11:00	1	2	5	5	0	0	0	0	0	0	0	0	0	13
12:00 PM	1	5	5	5	0	0	0	0	0	0	0	0	0	16
13:00	1	5	4	5	1	0	0	0	0	0	0	0	0	16
14:00	1	6	4	9	1	1	0	0	0	0	0	0	0	22
15:00	3	7	5	8	1	0	0	0	0	0	0	0	0	24
16:00	3	5	3	4	4	0	0	0	0	0	0	0	0	19
17:00	3	3	2	4	0	1	0	0	0	0	0	0	0	13
18:00	1	2	5	3	0	0	0	0	0	0	0	0	0	11
19:00	1	4	2	6	1	0	0	0	0	0	0	0	0	14
20:00	2	2	2	4	0	1	0	0	0	0	0	0	0	11
21:00	0	2	5	4	1	0	0	0	0	0	0	0	0	12
22:00	1	1	2	1	0	0	0	0	0	0	0	0	0	5
23:00	0	0	0	3	0	0	0	0	0	0	0	0	0	3
<b>Totals</b>	<b>27</b>	<b>55</b>	<b>64</b>	<b>75</b>	<b>11</b>	<b>4</b>								<b>236</b>
<b>% of Totals</b>	<b>11%</b>	<b>23%</b>	<b>27%</b>	<b>32%</b>	<b>5%</b>	<b>2%</b>								<b>100%</b>

<b>AM Volumes</b>	10	13	25	19	2	1	0	0	0	0	0	0	0	70
<b>% AM</b>	4%	6%	11%	8%	1%	0%								30%
<b>AM Peak Hour</b>	07:00	07:00	07:00	08:00	09:00	09:00								08:00
<b>Volume</b>	4	4	6	7	1	1								19
<b>PM Volumes</b>	17	42	39	56	9	3	0	0	0	0	0	0	0	166
<b>% PM</b>	7%	18%	17%	24%	4%	1%								70%
<b>PM Peak Hour</b>	15:00	15:00	12:00	14:00	16:00	14:00								15:00
<b>Volume</b>	3	7	5	9	4	1								24

Directional Peak Periods All Speeds	AM 7-9		NOON 12-2		PM 4-6		Off Peak Volumes	
	Volume	%	Volume	%	Volume	%	Volume	%
	34	↔ 14%	32	↔ 14%	32	↔ 14%	138	↔ 58%

Street Name	Direction	Percentiles					ADT
		15th	50th	Average	85th	95th	
SW 49th Manor	East Bound	16	23	22	28	30	239
SW 49th Manor	West Bound	16	23	22	29	31	236

# SPEED

SW 49th Manor Bet. SW 104th Ave & SW 101st Ave

Day: Tuesday  
Date: 6/6/2023

City: Cooper City  
Project #: FL23\_140259\_015

## Summary

Time	< 15	15 - 19	20 - 24	25 - 29	30 - 34	35 - 39	40 - 44	45 - 49	50 - 54	55 - 59	60 - 64	65 - 69	70 +	Total
00:00 AM	0	1	0	1	0	0	0	0	0	0	0	0	0	2
01:00	1	0	1	1	0	0	0	0	0	0	0	0	0	3
02:00	0	0	0	0	0	0	0	0	0	0	0	0	0	0
03:00	0	0	0	0	0	0	0	0	0	0	0	0	0	0
04:00	0	0	1	1	0	0	0	0	0	0	0	0	0	2
05:00	0	1	1	0	0	0	0	0	0	0	0	0	0	2
06:00	1	4	3	4	1	0	0	0	0	0	0	0	0	13
07:00	8	12	13	4	1	0	0	0	0	0	0	0	0	38
08:00	5	8	13	16	1	0	0	0	0	0	0	0	0	43
09:00	3	3	14	5	3	2	0	0	0	0	0	0	0	30
10:00	1	4	10	7	1	0	0	0	0	0	0	0	0	23
11:00	3	4	13	9	1	0	0	0	0	0	0	0	0	30
12:00 PM	2	6	11	8	1	0	0	0	0	0	0	0	0	28
13:00	4	10	11	9	1	0	0	0	0	0	0	0	0	35
14:00	2	9	6	14	3	1	0	0	0	0	0	0	0	35
15:00	6	9	12	14	2	1	0	0	0	0	0	0	0	44
16:00	6	8	5	7	4	0	0	0	0	0	0	0	0	30
17:00	3	6	10	9	1	1	0	0	0	0	0	0	0	30
18:00	1	3	6	4	0	0	0	0	0	0	0	0	0	14
19:00	1	7	6	12	1	0	0	0	0	0	0	0	0	27
20:00	3	3	8	4	0	1	0	0	0	0	0	0	0	19
21:00	1	2	6	4	1	0	0	0	0	0	0	0	0	14
22:00	1	2	2	3	0	0	0	0	0	0	0	0	0	8
23:00	0	0	2	3	0	0	0	0	0	0	0	0	0	5
<b>Totals</b>	<b>52</b>	<b>102</b>	<b>154</b>	<b>139</b>	<b>22</b>	<b>6</b>								<b>475</b>
<b>% of Totals</b>	<b>11%</b>	<b>21%</b>	<b>32%</b>	<b>29%</b>	<b>5%</b>	<b>1%</b>								<b>100%</b>

<b>AM Volumes</b>	22	37	69	48	8	2	0	0	0	0	0	0	0	186
<b>% AM</b>	5%	8%	15%	10%	2%	0%								39%
<b>AM Peak Hour</b>	07:00	07:00	09:00	08:00	09:00	09:00								08:00
<b>Volume</b>	8	12	14	16	3	2								43
<b>PM Volumes</b>	30	65	85	91	14	4	0	0	0	0	0	0	0	289
<b>% PM</b>	6%	14%	18%	19%	3%	1%								61%
<b>PM Peak Hour</b>	15:00	13:00	15:00	14:00	16:00	14:00								15:00
<b>Volume</b>	6	10	12	14	4	1								44

Directional Peak Periods All Speeds	AM 7-9		NOON 12-2		PM 4-6		Off Peak Volumes	
	Volume	%	Volume	%	Volume	%	Volume	%
	81	↔ 17%	63	↔ 13%	60	↔ 13%	271	↔ 57%

Street Name	Direction	Percentiles					ADT
		15th	50th	Average	85th	95th	
SW 49th Manor	Summary	16	23	22	28	31	475

### VOLUME

SW 49th Manor Bet. SW 104th Ave & SW 101st Ave

Day: Tuesday  
Date: 6/6/2023

City: Cooper City  
Project #: FL23\_140259\_015

DAILY TOTALS										NB		SB		EB		WB		Total
										0	0	239	236	475				
AM Period	NB	SB	EB	WB	TOTAL	PMI Period	NB	SB	EB	WB	TOTAL							
00:00	0	0	1	0	1	12:00	0	0	2	2	4							
00:15	0	0	0	0		12:15	0	0	2	3	5							
00:30	0	0	0	0		12:30	0	0	3	4	7							
00:45	0	0	0	1	1	12:45	0	0	5	12	17							
01:00	0	0	0	1	1	13:00	0	0	4	3	7							
01:15	0	0	1	0	1	13:15	0	0	5	5	10							
01:30	0	0	0	1	1	13:30	0	0	6	3	9							
01:45	0	0	0	1	2	13:45	0	0	4	19	23							
02:00	0	0	0	0		14:00	0	0	6	7	13							
02:15	0	0	0	0		14:15	0	0	1	5	6							
02:30	0	0	0	0		14:30	0	0	2	6	8							
02:45	0	0	0	0		14:45	0	0	4	13	17							
03:00	0	0	0	0		15:00	0	0	1	3	4							
03:15	0	0	0	0		15:15	0	0	4	11	15							
03:30	0	0	0	0		15:30	0	0	9	3	12							
03:45	0	0	0	0		15:45	0	0	6	20	26							
04:00	0	0	0	0		16:00	0	0	2	6	8							
04:15	0	0	1	1	2	16:15	0	0	2	4	6							
04:30	0	0	0	0		16:30	0	0	4	6	10							
04:45	0	0	0	1	1	16:45	0	0	3	11	14							
05:00	0	0	0	0		17:00	0	0	7	3	10							
05:15	0	0	1	1	2	17:15	0	0	2	5	7							
05:30	0	0	1	0	1	17:30	0	0	4	1	5							
05:45	0	0	0	0		17:45	0	0	4	2	6							
06:00	0	0	4	0	4	18:00	0	0	1	4	5							
06:15	0	0	2	1	3	18:15	0	0	1	5	6							
06:30	0	0	4	0	4	18:30	0	0	1	1	2							
06:45	0	0	2	0	2	18:45	0	0	0	3	3							
07:00	0	0	4	2	6	19:00	0	0	5	5	10							
07:15	0	0	6	5	11	19:15	0	0	0	2	2							
07:30	0	0	6	4	10	19:30	0	0	5	4	9							
07:45	0	0	7	4	11	19:45	0	0	3	13	16							
08:00	0	0	2	4	6	20:00	0	0	2	1	3							
08:15	0	0	10	6	16	20:15	0	0	3	4	7							
08:30	0	0	7	4	11	20:30	0	0	1	2	3							
08:45	0	0	5	5	10	20:45	0	0	2	8	10							
09:00	0	0	6	5	11	21:00	0	0	0	3	3							
09:15	0	0	7	3	10	21:15	0	0	0	3	3							
09:30	0	0	4	3	7	21:30	0	0	1	1	2							
09:45	0	0	2	0	2	21:45	0	0	1	2	3							
10:00	0	0	3	0	3	22:00	0	0	0	5	5							
10:15	0	0	3	3	6	22:15	0	0	1	1	2							
10:30	0	0	6	3	9	22:30	0	0	0	1	1							
10:45	0	0	4	1	5	22:45	0	0	2	3	5							
11:00	0	0	4	5	9	23:00	0	0	0	1	1							
11:15	0	0	1	4	5	23:15	0	0	0	0	0							
11:30	0	0	5	3	8	23:30	0	0	1	2	3							
11:45	0	0	7	1	8	23:45	0	0	1	2	3							
TOTALS			62.4%		186	TOTALS			42.6%		289							
SPLIT %					37.6%	SPLIT %			57.4%		60.8%							
DAILY TOTALS										NB		SB		EB		WB		Total
										0	0	239	236	475				
AM Peak Hour			08:15		08:15	PM Peak Hour			13:15		15:15							
AM Pk Volume			28		48	PM Pk Volume			21		27							
Pk Hr Factor			0.700		0.833	Pk Hr Factor			0.614		0.800							
7 - 9 Volume	0	0	47		81	4 - 6 Volume	0	0	28		32							
7 - 9 Peak Hour			07:45		07:45	4 - 6 Peak Hour			17:00		16:00							
7 - 9 Pk Volume	0	0	26		44	4 - 6 Pk Volume	0	0	17		19							
Pk Hr Factor	0.995	0.990	0.550		0.688	Pk Hr Factor	0.990	0.995	0.607		0.792							



**SPEED**

SW 49th Manor Bet. SW 104th Ave & SW 101st Ave

Day: Wednesday  
Date: 6/7/2023

City: Cooper City  
Project #: FL23\_140259\_015e

Time	< 15	15 - 19	20 - 24	25 - 29	30 - 34	35 - 39	40 - 44	45 - 49	50 - 54	55 - 59	60 - 64	65 - 69	70 +	Total
00:00 AM	0	0	0	0	0	0	0	0	0	0	0	0	0	0
00:15	0	0	0	0	0	0	0	0	0	0	0	0	0	1
00:30	0	0	0	0	0	0	0	0	0	0	0	0	0	0
00:45	0	0	0	0	0	0	0	0	0	0	0	0	0	0
01:00	0	0	0	0	0	0	0	0	0	0	0	0	0	0
01:15	0	0	0	0	0	0	0	0	0	0	0	0	0	0
01:30	0	0	0	0	0	0	0	0	0	0	0	0	0	0
01:45	0	0	0	0	0	0	0	0	0	0	0	0	0	0
02:00	0	0	0	0	0	0	0	0	0	0	0	0	0	0
02:15	0	0	0	0	0	0	0	0	0	0	0	0	0	1
02:30	0	0	0	0	0	0	0	0	0	0	0	0	0	0
02:45	0	0	0	0	0	0	0	0	0	0	0	0	0	0
03:00	0	0	0	0	0	0	0	0	0	0	0	0	0	0
03:15	0	0	0	0	0	0	0	0	0	0	0	0	0	0
03:30	0	0	0	0	0	0	0	0	0	0	0	0	0	0
03:45	0	0	0	0	0	0	0	0	0	0	0	0	0	0
04:00	0	0	0	0	0	0	0	0	0	0	0	0	0	0
04:15	0	0	0	0	0	0	0	0	0	0	0	0	0	0
04:30	0	0	0	0	0	0	0	0	0	0	0	0	0	0
04:45	0	0	0	1	0	0	0	0	0	0	0	0	0	1
05:00	0	0	0	0	0	0	0	0	0	0	0	0	0	0
05:15	0	0	0	0	0	0	0	0	0	0	0	0	0	0
05:30	0	0	0	0	0	0	0	0	0	0	0	0	0	0
05:45	0	0	0	0	0	0	0	0	0	0	0	0	0	0
06:00	0	0	0	0	0	0	0	0	0	0	0	0	0	0
06:15	1	1	2	1	0	0	0	0	0	0	0	0	0	5
06:30	1	0	1	1	0	0	0	0	0	0	0	0	0	3
06:45	0	0	1	0	0	0	0	0	0	0	0	0	0	1
07:00	0	1	2	2	0	0	0	0	0	0	0	0	0	5
07:15	1	1	1	6	1	0	0	0	0	0	0	0	0	10
07:30	0	1	2	3	0	0	0	0	0	0	0	0	0	6
07:45	0	2	2	3	0	0	0	0	0	0	0	0	0	7
08:00	2	0	1	3	0	0	0	0	0	0	0	0	0	6
08:15	0	1	3	2	1	1	0	0	0	0	0	0	0	8
08:30	1	1	2	2	0	0	0	0	0	0	0	0	0	6
08:45	1	2	1	1	2	0	0	0	0	0	0	0	0	7
09:00	0	3	2	1	1	0	0	0	0	0	0	0	0	7
09:15	0	0	0	2	0	0	0	0	0	0	0	0	0	2
09:30	1	0	2	0	0	0	0	0	0	0	0	0	0	5
09:45	0	2	3	0	0	0	0	0	0	0	0	0	0	5
10:00	0	1	1	0	0	0	0	0	0	0	0	0	0	2
10:15	0	1	2	0	0	0	0	0	0	0	0	0	0	3
10:30	1	0	1	2	1	0	0	0	0	0	0	0	0	5
10:45	0	3	1	2	0	0	0	0	0	0	0	0	0	6
11:00	0	0	2	1	0	0	0	0	0	0	0	0	0	3
11:15	0	1	2	0	0	0	0	0	0	0	0	0	0	3
11:30	0	0	1	0	0	0	0	0	0	0	0	0	0	1
11:45	0	1	2	3	0	0	0	0	0	0	0	0	0	6
12:00 PM	0	0	3	1	1	0	0	0	0	0	0	0	0	5
12:15	1	0	1	0	1	0	0	0	0	0	0	0	0	3
12:30	1	1	1	1	0	0	0	0	0	0	0	0	0	4
12:45	1	1	1	0	0	0	0	0	0	0	0	0	0	3
13:00	2	0	1	1	0	0	0	0	0	0	0	0	0	4
13:15	0	0	2	0	1	0	0	0	0	0	0	0	0	3
13:30	0	3	1	0	0	0	0	0	0	0	0	0	0	4
13:45	0	5	2	1	1	0	0	0	0	0	0	0	0	9
14:00	2	0	1	2	0	0	0	0	0	0	0	0	0	5
14:15	0	1	0	0	0	0	0	0	0	0	0	0	0	1
14:30	1	0	4	1	0	0	0	0	0	0	0	0	0	6
14:45	1	1	1	1	1	0	0	0	0	0	0	0	0	5
15:00	0	0	2	1	1	0	0	0	0	0	0	0	0	4
15:15	0	0	3	1	0	0	0	0	0	0	0	0	0	4
15:30	0	1	2	1	1	0	0	0	0	0	0	0	0	5
15:45	0	0	2	2	0	0	0	0	0	0	0	0	0	4
16:00	0	0	0	0	0	0	0	0	0	0	0	0	0	0
16:15	0	0	1	0	1	0	0	0	0	0	0	0	0	2
16:30	0	0	0	0	1	0	0	0	0	0	0	0	0	1
16:45	0	0	3	1	0	0	0	0	0	0	0	0	0	4
17:00	0	0	1	1	1	0	0	0	0	0	0	0	0	3
17:15	0	0	1	3	0	0	0	0	0	0	0	0	0	4
17:30	0	1	1	1	0	0	0	0	0	0	0	0	0	3
17:45	0	0	3	2	1	0	0	0	0	0	0	0	0	6
18:00	1	1	2	0	0	0	0	0	0	0	0	0	0	4
18:15	0	0	1	0	1	0	0	0	0	0	0	0	0	2
18:30	0	1	1	1	0	0	0	0	0	0	0	0	0	3
18:45	1	1	2	4	0	0	0	0	0	0	0	0	0	8
19:00	0	0	2	3	0	0	0	0	0	0	0	0	0	5
19:15	0	1	0	0	0	0	0	0	0	0	0	0	0	1
19:30	1	0	1	0	0	0	0	0	0	0	0	0	0	2
19:45	0	0	2	1	0	0	0	0	0	0	0	0	0	3
20:00	0	0	0	3	0	0	0	0	0	0	0	0	0	3
20:15	0	2	0	0	0	0	0	0	0	0	0	0	0	2
20:30	1	1	1	1	1	1	1	1	1	1	1	1	1	14
20:45	0	0	0	0	0	0	0	0	0	0	0	0	0	0
21:00	0	1	0	0	0	0	0	0	0	0	0	0	0	1
21:15	0	0	2	1	0	0	0	0	0	0	0	0	0	3
21:30	0	0	0	2	1	0	0	0	0	0	0	0	0	3
21:45	0	0	0	0	1	1	0	0	0	0	0	0	0	2
22:00	0	0	0	0	0	0	0	0	0	0	0	0	0	0
22:15	0	0	0	0	0	0	0	0	0	0	0	0	0	0
22:30	0	0	0	0	0	0	0	0	0	0	0	0	0	0
22:45	0	0	0	0	0	0	0	0	0	0	0	0	0	0
23:00	0	0	1	0	2	0	1	0	0	0	0	0	0	4
23:15	0	0	0	0	0	0	0	0	0	0	0	0	0	0
23:30	0	1	0	0	0	0	0	0	0	0	0	0	0	1
23:45	0	0	0	0	0	0	0	0	0	0	0	0	0	0
<b>Totals</b>	<b>22</b>	<b>45</b>	<b>91</b>	<b>77</b>	<b>21</b>	<b>1</b>	<b>1</b>							<b>258</b>
% of Totals	9%	17%	35%	30%	8%	0%	0%							100%

Directional Peak Periods	AM 7-9		NOON 12-2		PM 4-6		Off Peak Volumes	
All Classes	Volume	%	Volume	%	Volume	%	Volume	%
	55	21%	35	14%	23	9%	145	56%

Street Name	Direction	15th	50th	Average	85th	95th	ADT
SW 49th Manor	East Bound	17	23	23	29	32	258
SW 49th Manor	West Bound	16	23	23	29	33	260

Time	< 15	15 - 19	20 - 24	25 - 29	30 - 34	35 - 39	40 - 44	45 - 49	50 - 54	55 - 59	60 - 64	65 - 69	70 +	Total
00:00 AM	0	0	0	0	0	0	0	0	0	0	0	0	0	0
00:15	0	0	0	0	0	0	0	0	0	0	0	0	0	0
00:30	0	0	0	0	0	0	0	0	0	0	0	0	0	0
00:45	0	0	0	0	0	0	0	0	0	0	0	0	0	0
01:00	0	1	0	0	0	0	0	0	0	0	0	0	0	1
01:15	0	0	2	0	0	0	0	0	0	0	0	0	0	2
01:30	0	0	0	0	0	0	0	0	0	0	0	0	0	0
01:45	0	0	0	0	0	0	0	0	0	0	0	0	0	0
02:00	0	0	0	0	0	0	0	0	0	0	0	0	0	0
02:15	0	0	0	0	0	0	0	0	0	0	0	0	0	0
02:30	0	0	0	0	0	0	0	0	0	0	0	0	0	0
02:45	0	0	0	0	0	0	0	0	0	0	0	0	0	0
03:00	0	0	0	0	0	0	0	0	0	0	0	0	0	0
03:15	0	0	0	0	0	0	0	0	0	0	0	0	0	0
03:30	0	0	0	0	0	0	0	0	0	0	0	0	0	0
03:45	0	1	0	0	0	0	0	0	0	0	0	0	0	1
04:00	0	0	0	0	0	0	0	0	0	0	0	0	0	0
04:15	0	0	0	0	0	0	0	0	0	0	0	0	0	0
04:30	0	0	0	0	0	0	0	0	0	0	0	0	0	0
04:45	0	0	1	0	0	0	0	0	0	0	0	0	0	1
05:00	0	0	0	0	0	0	0	0	0	0	0	0	0	0
05:15	0	0	0	0	0	0	0	0	0	0	0	0	0	0
05:30	0	0	0	0	0	0	0	0	0	0	0	0	0	0
05:45	0	0	0	0	0	0	0	0	0	0	0	0	0	0
06:00	0	0	0	0	0	0	0	0	0	0	0	0	0	0
06:15	0	0	1	0	0	0	0	0	0	0	0	0	0	1
06:30	0	0	0	0	0	0	0	0	0	0	0	0	0	0
06:45	0	0	0	1	0	0	0	0	0	0	0	0	0	1
07:00	0	0	1	1	0	0	0	0	0	0	0	0	0	2
07:15	0	2	0	2	0	0	0	0	0	0	0	0	0	4
07:30	0	0	0	1	0	0	0	0	0	0	0	0	0	1
07:45	0	2	1	0	0	0	0	0	0	0	0	0	0	3
08:00	0	0	1	2	0	0	0	0	0	0	0	0	0	3
08:15	1	0	1	2	0	0	0	0	0	0	0	0	0	5
08:30	1	2	0	0	0	0	0	0	0	0	0	0	0	3
08:45	1	0	3	1	0	0	0	0	0	0	0	0	0	5
09:00	0	1	3	3	0	0	0	0	0	0	0	0	0	7
09:15	0	1	0	2	0	0	0	0	0	0	0	0	0	3
09:30	0	1	1	0	0	0	0	0	0	0	0	0	0	3
09:45	1	0	0	2	1	0	0	0	0	0	0	0	0	4
10:00	0	1	0	0	0	0	0	0	0	0	0	0	0	1
10:15	0	0	1	1	0	0	0	0	0	0	0	0	0	2
10:30	0	0	1	1	0	0	0	0	0	0	0	0	0	2
10:45	2	1	0	0	0	0	0	0	0	0	0	0	0	5
11:00	0	1	0	1	2	0	0	0	0	0	0	0	0	4
11:15	1	2	0	2	0	0	0	0	0	0	0	0	0	5
11:30	0	0	1	2	1	0	0	0	0	0	0	0	0	4
11:45	0	1	1	0	0	0	0	0	0	0	0	0	0	2
12:00 PM	0	2	1	2	1	1	0	0	0	0	0	0	0	6
12:15	1	0	1	1	0	0	0	0	0	0	0	0	0	3
12:30	3	1	2	0	0	0	0	0	0	0	0	0	0	6
12:45	1	0	2	0	0	0	0	0	0	0	0	0	0	3
13:00	0	3	0	0	0	0	0	0	0	0	0	0	0	3
13:15	0	1	1	2	0	0	0	0	0	0	0	0	0	4
13:30	0	0	2	0	0	0	0	0	0	0	0	0	0	2
13:45	1	1	3	0	0	0	0	0	0	0	0	0	0	5
14:00	3	1	3	2	1	0	0	0	0	0	0	0	0	10
14:15	1	4	0	1	0	0	0	0	0	0	0	0	0	6
14:30	0	1	2	1	0	0	0	0	0	0	0	0	0	4
14:45	1	2	1	0	0	0	0	0	0	0	0	0	0	4
15:00	0	2	1	0	1	0	0	0	0	0	0	0	0	4
15:15	0	0	2	2	1	0	0	0	0	0	0	0	0	5
15:30	0	0	0	0	1	0	0	0	0	0	0	0	0	1
15:45	0	0	4	3	0	0	0	0	0	0	0	0	0	7
16:00	0	1	0	2	2	0	0	0	0	0	0	0	0	5
16:15	0	1	0	2	1	0	0	0	0	0	0	0	0	4
16:30	0	0	2	1	0	0	0	0	0	0	0	0	0	3
16:45	0	2	1	2	0	0	0	0	0	0	0	0	0	5
17:00	0	3	1	0	1	0	0	0	0	0	0	0	0	5
17:15	0	0	0	3	0	0	0	0	0	0	0	0	0	3
17:30	0	0	1	2	2	0	0	0	0	0	0	0	0	5
17:45	1	2	1	0	0	0	0	0	0	0	0	0	0	4
18:00	1	0	2	3	0	0	0	0	0	0	0	0	0	6
18:15	0	0	3	2	0	0	0	0	0	0	0	0	0	5
18:30	1	0	1	2	0	0	0	0	0	0	0	0	0	4
18:45	0	1	3	2	1	0	0	0	0	0	0	0	0	7
19:00	1	0	2	0	0	0	0	0	0	0	0	0	0	3
19:15	0	0	4	4	0	0	0	0	0	0	0	0	0	8
19:30	0	0	0	0	0	0	0	0	0	0	0	0	0	0
19:45	0	1	3	1	1	0	0	0	0	0	0	0	0	6
20:00	1	3	1	0	0	0	0	0	0	0	0	0	0	5
20:15	0	1	1	0	0	0	0	0	0	0	0	0	0	2
20:30	0	1	0	1	1	1	1	1	0	0	0	0	0	4
20:45	1	0	3	0	0	0	0	0	0	0	0	0	0	4
21:00	0	0	2	0	0	0	0	0	0	0	0	0	0	2
21:15	0	1	1	3	1	0	1	0	0	0	0	0	0	7
21:30	0	0	1	0	1	0	0	0	0	0	0	0	0	2
21:45	0	0	0	2	0	0	1	0	0	0	0	0	0	3
22:00	0	0	0	1	0	0	0	0	0	0	0	0	0	1
22:15	0	0	1	1	0	0	0	0	0	0	0	0	0	2
22:30	0	0	0	1	0	0	0	0	0	0	0	0	0	1
22:45	0	0	0	0	0	0	0	0	0	0	0	0	0	0
23:00	0	0	0	0	1	0	0	0	0	0	0	0	0	1
23:15	0	0	1	1	2	0	0	0	0	0	0	0	0	3
23:30	0	1	0	0	0	0	0	0	0	0	0	0	0	1
23:45	0	1	1	0	0	0	0	0	0	0	0	0	0	2
<b>Totals</b>	<b>24</b>	<b>53</b>	<b>84</b>	<b>73</b>	<b>21</b>	<b>3</b>	<b>2</b>							<b>260</b>
% of Totals	9%	20%	32%	28%	8%	1%	1%							100%

Directional Peak Periods	AM 7-9		NOON 12-2		PM 4-6		Off Peak Volumes	
All Classes	Volume	%	Volume	%	Volume	%	Volume	%
	26	10%	32	12%	34	13%	168	65%

Street Name	Direction	Percentiles					ADT
		15th	50th	Average	85th	95th	
SW 49th Manor	East Bound	17	23	23	29	32	258
SW 49th Manor	West Bound	16	23	23	29	33	260

Summary

Time	< 15	15 - 19	20 - 24	25 - 29	30 - 34	35 - 39	40 - 44	45 - 49	50 - 54	55 - 59	60 - 64	65 - 69	70 +	Total
00:00 AM	0	0	0	0	0	0	0	0	0	0	0	0	0	0
00:15	0	0	0	0	0	0	0	0	0	0	0	0	0	0
00:30	0	0	0	0	0	0	0	0	0	0	0	0	0	0
00:45	0	0	0	0	0	0	0	0	0	0	0	0	0	0
01:00	0	1	0	0	0	0	0	0	0	0	0	0	0	1
01:15	0	0	2	0	0	0	0	0	0	0	0	0	0	2
01:30	0	0	0	0	0	0	0	0	0	0	0	0	0	0
01:45	0	0	0	0	0	0	0	0	0	0	0	0	0	0
02:00	0	0	0	0	0	0	0	0	0	0	0	0	0	0
02:15	0	0	0	0	0	0	0	0	0	0	0	0	0	0
02:30	0	0	0	0	0	0	0	0	0	0	0	0	0	0
02:45	0	0	0	0	0	0	0	0	0	0	0	0	0	0
03:00	0	0	0	0	0	0	0	0	0	0	0	0	0	0
03:15	0	0	0	0	0	0	0	0	0	0	0	0	0	0
03:30	0	0	0	0	0	0	0	0	0	0	0	0	0	0
03:45	0	1	0	0	0	0	0	0	0	0	0	0	0	1
04:00	0	0	0	0	0	0	0	0	0	0	0	0	0	0
04:15	0	0	0	0	0	0	0	0	0	0	0	0	0	0
04:30	0	0	0	0	0	0	0	0	0	0	0	0	0	0
04:45	0	0	2	0	0	0	0	0	0	0	0	0	0	2
05:00	0	0	0	0	0	0	0	0	0	0	0	0	0	0
05:15	0	0	0	0	0	0	0	0	0	0	0	0	0	0
05:30	0	0	0	0	0	0	0	0	0	0	0	0	0	0
05:45	0	0	0	0	0	0	0	0	0	0	0	0	0	0
06:00	0	0	0	0	0	0	0	0	0	0	0	0	0	0
06:15	1	1	3	1	0	0	0	0	0	0	0	0	0	6
06:30	1	0	1	1	0	0	0	0	0	0	0	0	0	3
06:45	0	0	1	1	0	0	0	0	0	0	0	0	0	2
07:00	0	1	3	3	0	0	0	0	0	0	0	0	0	7
07:15	1	3	1	8	1	0	0	0	0	0	0	0	0	14
07:30	0	1	2	4	0	0	0	0	0	0	0	0	0	7
07:45	0	4	3	3	0	0	0	0	0	0	0	0	0	10
08:00	2	0	3	5	0	0	0	0	0	0	0	0	0	9
08:15	1	1	3	4	3	1	0	0	0	0	0	0	0	13
08:30	2	3	2	2	0	0	0	0	0	0	0	0	0	9
08:45	2	2	4	2	2	0	0	0	0	0	0	0	0	12
09:00	0	4	5	4	1	0	0	0	0	0	0	0	0	14
09:15	0	0	3	2	0	0	0	0	0	0	0	0	0	4
09:30	1	1	3	3	0	0	0	0	0	0	0	0	0	8
09:45	1	2	3	2	1	0	0	0	0	0	0	0	0	9
10:00	0	2	1	0	0	0	0	0	0	0	0	0	0	3
10:15	0	1	3	1	0	0	0	0	0	0	0	0	0	5
10:30	1	0	2	3	1	0	0	0	0	0	0	0	0	7
10:45	2	4	1	0	1	0	0	0	0	0	0	0	0	11
11:00	0	1	2	2	2	0	0	0	0	0	0	0	0	7
11:15	1	3	2	2	0	0	0	0	0	0	0	0	0	8
11:30	0	0	2	2	1	0	0	0	0	0	0	0	0	5
11:45	0	2	3	3	0	0	0	0	0	0	0	0	0	8
12:00 PM	0	2	5	2	2	0	0	0	0	0	0	0	0	11
12:15	2	0	2	1	1	0	0	0	0	0	0	0	0	6
12:30	4	2	3	1	0	0	0	0	0	0	0	0	0	10
12:45	2	1	3	0	0	0	0	0	0	0	0	0	0	6
13:00	2	3	1	1	0	0	0	0	0	0	0	0	0	7
13:15	0	1	3	2	1	0	0	0	0	0	0	0	0	7
13:30	0	3	3	0	0	0	0	0	0	0	0	0	0	6
13:45	1	6	5	1	1	0	0	0	0	0	0	0	0	14
14:00	5	1	4	4	1	0	0	0	0	0	0	0	0	15
14:15	1	5	0	1	0	0	0	0	0	0	0	0	0	7
14:30	1	1	6	2	0	0	0	0	0	0	0	0	0	10
14:45	2	3	2	1	1	0	0	0	0	0	0	0	0	9
15:00	0	2	3	1	2	0	0	0	0	0	0	0	0	8
15:15	0	0	5	3	1	0	0	0	0	0	0	0	0	9
15:30	0	1	2	1	2	0	0	0	0	0	0	0	0	6
15:45	0	0	6	5	0	0	0	0	0	0	0	0	0	11
16:00	0	1	0	2	2	0	0	0	0	0	0	0	0	5
16:15	0	1	3	3	0	0	0	0	0	0	0	0	0	6
16:30	0	0	2	1	1	0	0	0	0	0	0	0	0	4
16:45	0	2	4	3	0	0	0	0	0	0	0	0	0	9
17:00	0	3	2	1	2	0	0	0	0	0	0	0	0	8
17:15	0	0	1	6	0	0	0	0	0	0	0	0	0	7
17:30	0	1	2	3	2	0	0	0	0	0	0	0	0	8
17:45	1	2	4	2	1	0	0	0	0	0	0	0	0	10
18:00	2	1	4	3	0	0	0	0	0	0	0	0	0	10
18:15	0	0	4	2	1	0	0	0	0	0	0	0	0	7
18:30	1	1	2	3	0	0	0	0	0	0	0	0	0	7
18:45	1	2	5	6	1	0	0	0	0	0	0	0	0	15
19:00	1	0	4	3	0	0	0	0	0	0	0	0	0	8
19:15	0	1	4	4	0	0	0	0	0	0	0	0	0	9
19:30	1	0	1	0	0	0	0	0	0	0	0	0	0	2
19:45	0	1	5	2	1	0	0	0	0	0	0	0	0	9
20:00	1	3	1	3	0	0	0	0	0	0	0	0	0	8
20:15	0	3	1	0	0	0	0	0	0	0	0	0	0	4
20:30	1	3	14	16	14	14	19	20	0	0	0	0	0	46
20:45	1	0	3	0	0	0	0	0	0	0	0	0	0	4
21:00	0	1	2	0	0	0	0	0	0	0	0	0	0	3
21:15	0	1	3	4	1	0	1	0	0	0	0	0	0	10
21:30	0	0	1	2	2	0	0	0	0	0	0	0	0	5
21:45	0	0	6	3	1	0	0	0	0	0	0	0	0	9
22:00	0	0	0	1	0	0	0	0	0	0	0	0	0	1
22:15	0	0	1	1	0	0	0	0	0	0	0	0	0	2
22:30	0	0	0	1	0	0	0	0	0	0	0	0	0	1
22:45	0	0	0	0	0	0	0	0	0	0	0	0	0	0
23:00	0	0	1	0	3	0	1	0	0	0	0	0	0	5
23:15	0	0	1	2	0	0	0	0	0	0	0	0	0	3
23:30	0	2	0	0	0	0	0	0	0	0	0	0	0	2
23:45	0	1	1	0	0	0	0	0	0	0	0	0	0	2
<b>Totals</b>	<b>46</b>	<b>98</b>	<b>173</b>	<b>150</b>	<b>42</b>	<b>4</b>	<b>3</b>							<b>518</b>
% of Totals	9%	19%	34%	29%	8%	1%	1%							100%

<b>AM Volumes</b>	36	38	59	62	12	2	0	0	0	0	0	0	0	189
% AM	3%	7%	11%	12%	2%	0%								36%
<b>AM Peak Hour</b>	08:00	08:15	08:30	08:45	09:00	09:15	09:30							08:30
Volume	7	10	14	14	23	6	1							43
<b>PM Volumes</b>	30	60	110	88	30	2	3	0	0	0	0	0	0	329
% PM	6%	12%	22%	17%	6%	0%	1%							64%
<b>PM Peak Hour</b>	17:15	17:30	17:45	18:00	18:15	18:30	18:45	19:00						17:45
Volume	7	10	14	16	15	6	1	2						46
<b>Directional Peak Periods</b>	<b>AM 7-9</b>			<b>NOON 12-2</b>			<b>PM 4-6</b>			<b>Off Peak Volumes</b>				
All Classes	Volume	%	Volume	%	Volume	%	Volume	%	Volume	%	Volume	%		
	81	16%	67	13%	57	11%	313	60%						

Street Name	Direction	Percentiles					
		15th	50th	Average	85th	95th	ADT
SW 49th Manor	Summary	17	23	23	29	33	518

# SPEED

SW 49th Manor Bet. SW 104th Ave & SW 101st Ave

Day: Wednesday

Date: 6/7/2023

City: Cooper City

Project #: FL23\_140259\_015e

## East Bound

Time	< 15	15 - 19	20 - 24	25 - 29	30 - 34	35 - 39	40 - 44	45 - 49	50 - 54	55 - 59	60 - 64	65 - 69	70 +	Total
00:00 AM	0	0	0	1	0	0	0	0	0	0	0	0	0	1
01:00	0	0	0	0	0	0	0	0	0	0	0	0	0	0
02:00	0	0	1	0	0	0	0	0	0	0	0	0	0	1
03:00	0	0	0	0	0	0	0	0	0	0	0	0	0	0
04:00	0	0	1	0	0	0	0	0	0	0	0	0	0	1
05:00	0	0	0	0	0	0	0	0	0	0	0	0	0	0
06:00	2	1	4	2	0	0	0	0	0	0	0	0	0	9
07:00	1	5	7	14	1	0	0	0	0	0	0	0	0	28
08:00	4	4	7	8	3	1	0	0	0	0	0	0	0	27
09:00	1	5	7	5	1	0	0	0	0	0	0	0	0	19
10:00	1	5	5	4	1	0	0	0	0	0	0	0	0	16
11:00	0	2	7	4	0	0	0	0	0	0	0	0	0	13
12:00 PM	3	2	6	2	2	0	0	0	0	0	0	0	0	15
13:00	2	8	6	2	2	0	0	0	0	0	0	0	0	20
14:00	4	2	6	4	1	0	0	0	0	0	0	0	0	17
15:00	0	1	9	5	2	0	0	0	0	0	0	0	0	17
16:00	0	0	4	2	1	0	0	0	0	0	0	0	0	7
17:00	0	1	6	7	2	0	0	0	0	0	0	0	0	16
18:00	2	3	6	5	1	0	0	0	0	0	0	0	0	17
19:00	1	1	5	4	0	0	0	0	0	0	0	0	0	11
20:00	1	3	1	4	0	0	0	0	0	0	0	0	0	9
21:00	0	1	2	4	2	0	0	0	0	0	0	0	0	9
22:00	0	0	0	0	0	0	0	0	0	0	0	0	0	0
23:00	0	1	1	0	2	0	1	0	0	0	0	0	0	5
<b>Totals</b>	<b>22</b>	<b>45</b>	<b>91</b>	<b>77</b>	<b>21</b>	<b>1</b>	<b>1</b>							<b>258</b>
<b>% of Totals</b>	<b>9%</b>	<b>17%</b>	<b>35%</b>	<b>30%</b>	<b>8%</b>	<b>0%</b>	<b>0%</b>							<b>100%</b>

<b>AM Volumes</b>	9	22	39	38	6	1	0	0	0	0	0	0	0	115
<b>% AM</b>	3%	9%	15%	15%	2%	0%								45%
<b>AM Peak Hour</b>	08:00	07:00	07:00	07:00	08:00	08:00								07:00
<b>Volume</b>	4	5	7	14	3	1								28
<b>PM Volumes</b>	13	23	52	39	15	0	1	0	0	0	0	0	0	143
<b>% PM</b>	5%	9%	20%	15%	6%		0%							55%
<b>PM Peak Hour</b>	14:00	13:00	15:00	17:00	12:00		23:00							13:00
<b>Volume</b>	4	8	9	7	2		1							20

Directional Peak Periods All Speeds	AM 7-9		NOON 12-2		PM 4-6		Off Peak Volumes	
	Volume	%	Volume	%	Volume	%	Volume	%
	55	↔ 21%	35	↔ 14%	23	↔ 9%	145	↔ 56%

Street Name	Direction	Percentiles					ADT
		15th	50th	Average	85th	95th	
SW 49th Manor	East Bound	17	23	23	29	32	258
SW 49th Manor	West Bound	16	23	23	29	33	260



# SPEED

SW 49th Manor Bet. SW 104th Ave & SW 101st Ave

Day: Wednesday

Date: 6/7/2023

City: Cooper City

Project #: FL23\_140259\_015w

## West Bound

Time	< 15	15 - 19	20 - 24	25 - 29	30 - 34	35 - 39	40 - 44	45 - 49	50 - 54	55 - 59	60 - 64	65 - 69	70 +	Total
00:00 AM	0	0	0	0	0	0	0	0	0	0	0	0	0	0
01:00	0	1	2	0	0	0	0	0	0	0	0	0	0	3
02:00	0	0	0	0	0	0	0	0	0	0	0	0	0	0
03:00	0	1	0	0	0	0	0	0	0	0	0	0	0	1
04:00	0	0	1	0	0	0	0	0	0	0	0	0	0	1
05:00	0	0	0	0	0	0	0	0	0	0	0	0	0	0
06:00	0	0	1	1	0	0	0	0	0	0	0	0	0	2
07:00	0	4	2	4	0	0	0	0	0	0	0	0	0	10
08:00	3	2	4	5	2	0	0	0	0	0	0	0	0	16
09:00	1	2	6	6	1	0	0	0	0	0	0	0	0	16
10:00	2	2	2	3	0	1	0	0	0	0	0	0	0	10
11:00	1	4	2	5	3	0	0	0	0	0	0	0	0	15
12:00 PM	5	3	7	2	1	0	0	0	0	0	0	0	0	18
13:00	1	5	6	2	0	0	0	0	0	0	0	0	0	14
14:00	5	8	6	4	1	0	0	0	0	0	0	0	0	24
15:00	0	2	7	5	3	0	0	0	0	0	0	0	0	17
16:00	0	4	5	6	2	0	0	0	0	0	0	0	0	17
17:00	1	5	3	5	3	0	0	0	0	0	0	0	0	17
18:00	2	1	9	9	1	0	0	0	0	0	0	0	0	22
19:00	1	1	9	5	1	0	0	0	0	0	0	0	0	17
20:00	2	5	5	1	0	1	1	0	0	0	0	0	0	15
21:00	0	1	4	5	2	1	1	0	0	0	0	0	0	14
22:00	0	0	1	3	0	0	0	0	0	0	0	0	0	4
23:00	0	2	2	2	1	0	0	0	0	0	0	0	0	7
<b>Totals</b>	<b>24</b>	<b>53</b>	<b>84</b>	<b>73</b>	<b>21</b>	<b>3</b>	<b>2</b>							<b>260</b>
<b>% of Totals</b>	<b>9%</b>	<b>20%</b>	<b>32%</b>	<b>28%</b>	<b>8%</b>	<b>1%</b>	<b>1%</b>							<b>100%</b>

<b>AM Volumes</b>	7	16	20	24	6	1	0	0	0	0	0	0	0	74
<b>% AM</b>	3%	6%	8%	9%	2%	0%								28%
<b>AM Peak Hour</b>	08:00	07:00	09:00	09:00	11:00	10:00								08:00
<b>Volume</b>	3	4	6	6	3	1								16
<b>PM Volumes</b>	17	37	64	49	15	2	2	0	0	0	0	0	0	186
<b>% PM</b>	7%	14%	25%	19%	6%	1%	1%							72%
<b>PM Peak Hour</b>	12:00	14:00	18:00	18:00	15:00	20:00	20:00							14:00
<b>Volume</b>	5	8	9	9	3	1	1							24

Directional Peak Periods All Speeds	AM 7-9		NOON 12-2		PM 4-6		Off Peak Volumes	
	Volume	%	Volume	%	Volume	%	Volume	%
	26	↔ 10%	32	↔ 12%	34	↔ 13%	168	↔ 65%

Street Name	Direction	Percentiles					ADT
		15th	50th	Average	85th	95th	
SW 49th Manor	East Bound	17	23	23	29	32	258
SW 49th Manor	West Bound	16	23	23	29	33	260

# SPEED

SW 49th Manor Bet. SW 104th Ave & SW 101st Ave

Day: Wednesday

Date: 6/7/2023

City: Cooper City

Project #: FL23\_140259\_015

## Summary

Time	< 15	15 - 19	20 - 24	25 - 29	30 - 34	35 - 39	40 - 44	45 - 49	50 - 54	55 - 59	60 - 64	65 - 69	70 +	Total
00:00 AM	0	0	0	1	0	0	0	0	0	0	0	0	0	1
01:00	0	1	2	0	0	0	0	0	0	0	0	0	0	3
02:00	0	0	1	0	0	0	0	0	0	0	0	0	0	1
03:00	0	1	0	0	0	0	0	0	0	0	0	0	0	1
04:00	0	0	2	0	0	0	0	0	0	0	0	0	0	2
05:00	0	0	0	0	0	0	0	0	0	0	0	0	0	0
06:00	2	1	5	3	0	0	0	0	0	0	0	0	0	11
07:00	1	9	9	18	1	0	0	0	0	0	0	0	0	38
08:00	7	6	11	13	5	1	0	0	0	0	0	0	0	43
09:00	2	7	13	11	2	0	0	0	0	0	0	0	0	35
10:00	3	7	7	7	1	1	0	0	0	0	0	0	0	26
11:00	1	6	9	9	3	0	0	0	0	0	0	0	0	28
12:00 PM	8	5	13	4	3	0	0	0	0	0	0	0	0	33
13:00	3	13	12	4	2	0	0	0	0	0	0	0	0	34
14:00	9	10	12	8	2	0	0	0	0	0	0	0	0	41
15:00	0	3	16	10	5	0	0	0	0	0	0	0	0	34
16:00	0	4	9	8	3	0	0	0	0	0	0	0	0	24
17:00	1	6	9	12	5	0	0	0	0	0	0	0	0	33
18:00	4	4	15	14	2	0	0	0	0	0	0	0	0	39
19:00	2	2	14	9	1	0	0	0	0	0	0	0	0	28
20:00	3	8	6	5	0	1	1	0	0	0	0	0	0	24
21:00	0	2	6	9	4	1	1	0	0	0	0	0	0	23
22:00	0	0	1	3	0	0	0	0	0	0	0	0	0	4
23:00	0	3	3	2	3	0	1	0	0	0	0	0	0	12
<b>Totals</b>	<b>46</b>	<b>98</b>	<b>175</b>	<b>150</b>	<b>42</b>	<b>4</b>	<b>3</b>							<b>518</b>
<b>% of Totals</b>	<b>9%</b>	<b>19%</b>	<b>34%</b>	<b>29%</b>	<b>8%</b>	<b>1%</b>	<b>1%</b>							<b>100%</b>

<b>AM Volumes</b>	16	38	59	62	12	2	0	0	0	0	0	0	0	189
<b>% AM</b>	3%	7%	11%	12%	2%	0%								36%
<b>AM Peak Hour</b>	08:00	07:00	09:00	07:00	08:00	08:00								08:00
<b>Volume</b>	7	9	13	18	5	1								43
<b>PM Volumes</b>	30	60	116	88	30	2	3	0	0	0	0	0	0	329
<b>% PM</b>	6%	12%	22%	17%	6%	0%	1%							64%
<b>PM Peak Hour</b>	14:00	13:00	15:00	18:00	15:00	20:00	20:00							14:00
<b>Volume</b>	9	13	16	14	5	1	1							41

Directional Peak Periods All Speeds	AM 7-9		NOON 12-2		PM 4-6		Off Peak Volumes	
	Volume	%	Volume	%	Volume	%	Volume	%
	81	↔ 16%	67	↔ 13%	57	↔ 11%	313	↔ 60%

Street Name	Direction	Percentiles					ADT
		15th	50th	Average	85th	95th	
SW 49th Manor	Summary	17	23	23	29	33	518

### VOLUME

SW 49th Manor Bet. SW 104th Ave & SW 101st Ave

Day: Wednesday  
Date: 6/7/2023

City: Cooper City  
Project #: FL23\_140259\_015

DAILY TOTALS												Total	
				NB	SB			EB	WB			Total	
				0	0			258	260			518	
AM Period	NB	SB	EB	WB	TOTAL	PMI Period	NB	SB	EB	WB	TOTAL		
00:00	0	0	0	0	0	12:00	0	0	5	6	11		
00:15	0	0	1	0	1	12:15	0	0	3	3	6		
00:30	0	0	0	0	0	12:30	0	0	4	6	10		
00:45	0	0	1	0	1	12:45	0	0	3	15	3		
01:00	0	0	0	1	1	13:00	0	0	4	3	7		
01:15	0	0	0	2	2	13:15	0	0	3	4	7		
01:30	0	0	0	0	0	13:30	0	0	4	2	6		
01:45	0	0	0	0	3	13:45	0	0	9	20	14		
02:00	0	0	0	0	0	14:00	0	0	5	10	15		
02:15	0	0	1	0	1	14:15	0	0	1	6	7		
02:30	0	0	0	0	0	14:30	0	0	6	4	10		
02:45	0	0	0	1	1	14:45	0	0	5	17	4		
03:00	0	0	0	0	0	15:00	0	0	4	4	8		
03:15	0	0	0	0	0	15:15	0	0	4	5	9		
03:30	0	0	0	0	0	15:30	0	0	5	1	6		
03:45	0	0	0	1	1	15:45	0	0	4	17	11		
04:00	0	0	0	0	1	16:00	0	0	0	5	5		
04:15	0	0	0	0	0	16:15	0	0	2	4	6		
04:30	0	0	0	0	0	16:30	0	0	0	4	4		
04:45	0	0	1	1	2	16:45	0	0	4	7	9		
05:00	0	0	0	0	0	17:00	0	0	3	5	8		
05:15	0	0	0	0	0	17:15	0	0	4	3	7		
05:30	0	0	0	0	0	17:30	0	0	3	5	8		
05:45	0	0	0	0	0	17:45	0	0	6	16	4		
06:00	0	0	0	0	0	18:00	0	0	4	6	10		
06:15	0	0	0	1	1	18:15	0	0	2	5	7		
06:30	0	0	0	0	0	18:30	0	0	3	3	7		
06:45	0	0	1	1	2	18:45	0	0	8	17	15		
07:00	0	0	5	2	7	19:00	0	0	5	3	8		
07:15	0	0	10	4	14	19:15	0	0	1	8	9		
07:30	0	0	6	1	7	19:30	0	0	2	0	2		
07:45	0	0	7	3	10	19:45	0	0	3	11	6		
08:00	0	0	6	3	9	20:00	0	0	3	5	8		
08:15	0	0	8	5	13	20:15	0	0	2	2	4		
08:30	0	0	6	3	9	20:30	0	0	4	4	8		
08:45	0	0	7	5	12	20:45	0	0	0	9	4		
09:00	0	0	7	7	14	21:00	0	0	1	2	3		
09:15	0	0	2	2	4	21:15	0	0	3	7	10		
09:30	0	0	5	3	8	21:30	0	0	3	2	5		
09:45	0	0	5	4	9	21:45	0	0	2	3	5		
10:00	0	0	5	19	24	22:00	0	0	9	3	14		
10:15	0	0	2	1	3	22:15	0	0	0	1	1		
10:30	0	0	3	2	5	22:30	0	0	0	2	2		
10:45	0	0	5	2	7	22:45	0	0	0	1	1		
11:00	0	0	6	5	11	23:00	0	0	0	0	4		
11:15	0	0	3	4	7	23:15	0	0	4	1	5		
11:30	0	0	1	5	6	23:30	0	0	0	3	3		
11:45	0	0	1	4	5	23:45	0	0	1	1	2		
TOTALS	115	74	189	SPLIT %	60.8%	39.2%	143	186	43.5%	56.5%	329		
<b>DAILY TOTALS</b>												<b>Total</b>	
				NB	SB			EB	WB			518	
				0	0			258	260			518	

AM Peak Hour	07:15	08:15	08:15	13:45
AM Pk Volume	29	20	48	46
Pk Hr Factor	0.725	0.714	0.857	0.767
7 - 9 Volume	0	0	81	57
7 - 9 Peak Hour	07:15	08:00	08:00	17:00
7 - 9 Pk Volume	0	0	43	33
Pk Hr Factor	0.000	0.000	0.827	0.825
4 - 6 Volume	0	0	0	34
4 - 6 Peak Hour	07:15	17:00	17:00	16:45
4 - 6 Pk Volume	0	0	0	18
Pk Hr Factor	0.000	0.000	0.667	0.900



Time	< 15	15 - 19	20 - 24	25 - 29	30 - 34	35 - 39	40 - 44	45 - 49	50 - 54	55 - 59	60 - 64	65 - 69	70 +	Total
00:00 AM	0	0	0	0	0	0	0	0	0	0	0	0	0	0
00:15	0	0	0	0	0	0	0	0	0	0	0	0	0	0
00:30	0	0	0	0	0	0	0	0	0	0	0	0	0	0
00:45	0	0	0	0	0	0	0	0	0	0	0	0	0	0
01:00	0	0	0	0	0	0	0	0	0	0	0	0	0	0
01:15	0	0	0	0	0	0	0	0	0	0	0	0	0	0
01:30	0	0	0	0	0	0	0	0	0	0	0	0	0	0
01:45	0	0	0	0	0	0	0	0	0	0	0	0	0	0
02:00	0	0	0	0	0	0	0	0	0	0	0	0	0	0
02:15	0	0	0	0	0	0	0	0	0	0	0	0	0	0
02:30	0	0	0	0	0	0	0	0	0	0	0	0	0	0
02:45	0	0	0	0	0	0	0	0	0	0	0	0	0	0
03:00	0	0	0	0	0	0	0	0	0	0	0	0	0	0
03:15	0	0	0	0	0	0	0	0	0	0	0	0	0	0
03:30	0	0	0	0	0	0	0	0	0	0	0	0	0	0
03:45	0	0	0	0	0	0	0	0	0	0	0	0	0	0
04:00	0	0	0	0	0	0	0	0	0	0	0	0	0	0
04:15	0	0	0	0	0	0	0	0	0	0	0	0	0	0
04:30	0	0	0	0	0	0	0	0	0	0	0	0	0	0
04:45	0	0	0	0	0	0	0	0	0	0	0	0	0	0
05:00	0	1	0	0	0	0	0	0	0	0	0	0	0	1
05:15	0	0	0	0	0	0	0	0	0	0	0	0	0	0
05:30	0	0	1	0	0	0	0	0	0	0	0	0	0	1
05:45	0	0	1	0	0	0	0	0	0	0	0	0	0	1
06:00	0	0	1	0	0	0	0	0	0	0	0	0	0	1
06:15	1	0	0	0	0	0	0	0	0	0	0	0	0	1
06:30	0	0	0	0	0	0	0	0	0	0	0	0	0	0
06:45	1	1	1	3	0	0	0	0	0	0	0	0	0	6
07:00	1	0	2	0	0	0	0	0	0	0	0	0	0	3
07:15	0	0	6	2	2	0	0	0	0	0	0	0	0	10
07:30	0	1	5	1	1	0	0	0	0	0	0	0	0	8
07:45	1	4	2	2	0	0	0	0	0	0	0	0	0	9
08:00	0	0	3	2	1	0	0	0	0	0	0	0	0	6
08:15	0	0	4	4	0	1	0	0	0	0	0	0	0	9
08:30	0	1	1	2	0	1	0	0	0	0	0	0	0	4
08:45	0	0	3	0	0	0	0	0	0	0	0	0	0	3
09:00	0	1	2	2	0	0	0	0	0	0	0	0	0	5
09:15	1	0	4	1	0	0	0	0	0	0	0	0	0	6
09:30	1	0	0	1	0	0	0	0	0	0	0	0	0	2
09:45	0	3	1	2	1	0	0	0	0	0	0	0	0	7
10:00	0	0	1	3	1	0	0	0	0	0	0	0	0	5
10:15	0	0	3	0	1	0	0	0	0	0	0	0	0	4
10:30	0	1	1	1	0	0	0	0	0	0	0	0	0	3
10:45	1	2	1	0	1	0	0	0	0	0	0	0	0	5
11:00	1	1	1	4	0	0	0	0	0	0	0	0	0	7
11:15	0	0	2	0	0	0	0	0	0	0	0	0	0	2
11:30	1	0	1	1	1	0	0	0	0	0	0	0	0	4
11:45	0	0	0	0	1	0	0	0	0	0	0	0	0	1
12:00 PM	0	1	2	1	0	0	0	0	0	0	0	0	0	4
12:15	0	2	1	2	1	0	0	0	0	0	0	0	0	6
12:30	1	0	2	1	0	0	0	0	0	0	0	0	0	4
12:45	1	0	2	1	0	0	0	0	0	0	0	0	0	4
13:00	1	1	0	2	0	0	0	0	0	0	0	0	0	4
13:15	2	1	1	0	1	0	0	0	0	0	0	0	0	5
13:30	0	2	1	0	0	0	0	0	0	0	0	0	0	3
13:45	0	1	0	2	0	0	0	0	0	0	0	0	0	3
14:00	1	1	2	1	1	0	0	0	0	0	0	0	0	6
14:15	0	2	2	2	0	0	0	0	0	0	0	0	0	6
14:30	0	2	2	1	0	0	0	0	0	0	0	0	0	5
14:45	1	0	2	1	0	0	0	0	0	0	0	0	0	4
15:00	0	0	3	1	0	0	0	0	0	0	0	0	0	4
15:15	0	0	1	4	0	0	0	0	0	0	0	0	0	5
15:30	1	1	1	0	0	0	0	0	0	0	0	0	0	3
15:45	0	0	0	2	0	0	0	0	0	0	0	0	0	2
16:00	0	1	1	3	0	0	0	0	0	0	0	0	0	5
16:15	0	0	0	1	0	0	0	0	0	0	0	0	0	1
16:30	0	1	2	0	1	0	0	0	0	0	0	0	0	4
16:45	0	2	0	1	0	0	0	0	0	0	0	0	0	3
17:00	1	1	1	1	1	0	0	0	0	0	0	0	0	5
17:15	1	0	0	1	0	0	0	0	0	0	0	0	0	2
17:30	0	1	1	1	0	0	0	0	0	0	0	0	0	3
17:45	0	2	1	3	0	0	0	0	0	0	0	0	0	6
18:00	1	0	0	2	0	0	0	0	0	0	0	0	0	3
18:15	0	1	3	1	0	0	0	0	0	0	0	0	0	5
18:30	1	1	1	1	0	0	0	0	0	0	0	0	0	4
18:45	0	0	0	0	0	0	0	0	0	0	0	0	0	0
19:00	1	0	0	0	1	0	0	0	0	0	0	0	0	2
19:15	0	1	0	0	1	0	0	0	0	0	0	0	0	2
19:30	2	0	0	1	0	0	0	0	0	0	0	0	0	3
19:45	0	0	0	0	0	0	0	0	0	0	0	0	0	0
20:00	0	1	1	0	0	0	0	0	0	0	0	0	0	2
20:15	0	1	1	0	0	0	0	0	0	0	0	0	0	2
20:30	0	1	0	1	0	0	0	0	0	0	0	0	0	2
20:45	0	0	0	0	0	0	0	0	0	0	0	0	0	0
21:00	0	0	1	0	0	0	0	0	0	0	0	0	0	1
21:15	0	0	0	1	0	0	0	0	0	0	0	0	0	1
21:30	0	0	0	1	0	0	0	0	0	0	0	0	0	1
21:45	0	1	0	0	0	0	0	0	0	0	0	0	0	1
22:00	0	1	0	0	0	0	0	0	0	0	0	0	0	1
22:15	0	0	0	0	0	0	0	0	0	0	0	0	0	0
22:30	0	0	0	0	0	0	0	0	0	0	0	0	0	0
22:45	0	0	0	0	0	0	0	0	0	0	0	0	0	0
23:00	0	0	1	0	0	0	0	0	0	0	0	0	0	1
23:15	0	0	0	1	0	0	0	0	0	0	0	0	0	1
23:30	0	0	1	0	0	0	0	0	0	0	0	0	0	1
23:45	0	0	0	0	0	0	0	0	0	0	0	0	0	0
<b>Totals</b>	<b>24</b>	<b>46</b>	<b>86</b>	<b>73</b>	<b>18</b>	<b>1</b>								<b>248</b>
% of Totals	10%	19%	35%	29%	7%	0%								100%

Directional Peak Periods	AM 7-9		NOON 12-2		PM 4-6		Off Peak Volumes	
All Classes	Volume	%	Volume	%	Volume	%	Volume	%
	52	21%	33	13%	31	13%	132	53%

Street Name	Direction	Percentiles					
		15th	50th	Average	85th	95th	ADT
SW 49th Manor	East Bound	16	23	23	29	32	248
SW 49th Manor	West Bound	16	23	23	29	32	241

**SPEED**

SW 49th Manor Bet. SW 104th Ave & SW 101st Ave

Day: Thursday  
Date: 6/8/2023

City: Cooper City  
Project #: FL23\_140259\_015w

Time	< 15	15 - 19	20 - 24	25 - 29	30 - 34	35 - 39	40 - 44	45 - 49	50 - 54	55 - 59	60 - 64	65 - 69	70 +	Total
00:00 AM	0	0	0	0	0	0	0	0	0	0	0	0	0	0
00:15	0	1	0	0	0	0	0	0	0	0	0	0	0	2
00:30	0	0	0	0	0	0	0	0	0	0	0	0	0	0
00:45	0	0	0	0	0	0	0	0	0	0	0	0	0	0
01:00	0	0	0	0	0	0	0	0	0	0	0	0	0	0
01:15	0	0	0	0	0	0	0	0	0	0	0	0	0	0
01:30	0	0	0	0	0	0	0	0	0	0	0	0	0	0
01:45	0	0	0	0	0	0	0	0	0	0	0	0	0	0
02:00	0	0	0	0	0	0	0	0	0	0	0	0	0	0
02:15	0	0	0	0	0	0	0	0	0	0	0	0	0	0
02:30	0	0	0	0	0	0	0	0	0	0	0	0	0	0
02:45	0	0	0	0	0	0	0	0	0	0	0	0	0	0
03:00	0	0	0	0	0	0	0	0	0	0	0	0	0	0
03:15	0	0	0	0	0	0	0	0	0	0	0	0	0	0
03:30	0	0	0	0	0	0	0	0	0	0	0	0	0	0
03:45	0	0	0	0	0	0	0	0	0	0	0	0	0	0
04:00	0	0	0	0	0	0	0	0	0	0	0	0	0	0
04:15	0	0	0	0	0	0	0	0	0	0	0	0	0	0
04:30	0	0	0	0	0	0	0	0	0	0	0	0	0	0
04:45	0	0	0	0	0	0	0	0	0	0	0	0	0	0
05:00	0	1	0	0	0	0	0	0	0	0	0	0	0	1
05:15	0	0	0	0	0	0	0	0	0	0	0	0	0	0
05:30	0	0	0	0	0	0	0	0	0	0	0	0	0	0
05:45	0	0	0	0	0	0	0	0	0	0	0	0	0	0
06:00	0	0	0	0	0	0	0	0	0	0	0	0	0	0
06:15	0	0	0	0	0	0	0	0	0	0	0	0	0	0
06:30	0	0	0	0	0	0	0	0	0	0	0	0	0	0
06:45	0	1	0	0	0	0	0	0	0	0	0	0	0	1
07:00	1	0	1	0	0	0	0	0	0	0	0	0	0	2
07:15	1	1	4	2	0	0	0	0	0	0	0	0	0	8
07:30	1	0	0	0	0	0	0	0	0	0	0	0	0	1
07:45	1	1	2	0	0	0	0	0	0	0	0	0	0	4
08:00	0	0	2	2	0	0	0	0	0	0	0	0	0	4
08:15	0	0	0	2	1	0	0	0	0	0	0	0	0	3
08:30	0	1	3	2	0	0	0	0	0	0	0	0	0	6
08:45	0	0	0	3	0	0	0	0	0	0	0	0	0	3
09:00	0	1	1	0	0	0	0	0	0	0	0	0	0	2
09:15	1	1	0	3	0	0	0	0	0	0	0	0	0	5
09:30	1	1	0	1	0	0	0	0	0	0	0	0	0	3
09:45	0	1	2	2	1	0	0	0	0	0	0	0	0	6
10:00	0	0	1	1	0	1	0	0	0	0	0	0	0	3
10:15	1	0	2	1	2	0	0	0	0	0	0	0	0	6
10:30	0	0	0	3	0	0	0	0	0	0	0	0	0	3
10:45	0	0	0	5	0	0	0	0	0	0	0	0	0	5
11:00	0	0	3	0	0	0	0	0	0	0	0	0	0	3
11:15	1	1	0	0	0	0	0	0	0	0	0	0	0	2
11:30	0	0	1	2	0	0	0	0	0	0	0	0	0	3
11:45	1	1	1	2	0	0	0	0	0	0	0	0	0	5
12:00 PM	0	0	2	1	0	0	0	0	0	0	0	0	0	3
12:15	0	0	3	3	0	0	0	0	0	0	0	0	0	6
12:30	1	0	1	2	0	0	0	0	0	0	0	0	0	4
12:45	1	0	1	1	1	0	0	0	0	0	0	0	0	4
13:00	0	2	4	1	0	0	0	0	0	0	0	0	0	7
13:15	0	2	2	1	0	0	0	0	0	0	0	0	0	5
13:30	1	0	0	0	0	0	0	0	0	0	0	0	0	1
13:45	1	0	1	0	0	1	0	0	0	0	0	0	0	3
14:00	1	2	0	1	0	0	0	0	0	0	0	0	0	4
14:15	0	3	3	2	0	0	0	0	0	0	0	0	0	8
14:30	0	1	1	3	0	0	0	0	0	0	0	0	0	5
14:45	0	0	1	3	0	0	0	0	0	0	0	0	0	4
15:00	0	2	2	0	0	1	0	0	0	0	0	0	0	5
15:15	0	1	2	0	0	0	0	0	0	0	0	0	0	3
15:30	0	0	0	0	0	0	0	0	0	0	0	0	0	0
15:45	0	0	1	2	0	0	0	0	0	0	0	0	0	3
16:00	0	0	2	0	2	0	0	0	0	0	0	0	0	4
16:15	1	1	4	0	2	0	0	0	0	0	0	0	0	8
16:30	0	2	0	1	0	0	0	0	0	0	0	0	0	3
16:45	0	1	1	1	0	0	0	0	0	0	0	0	0	3
17:00	0	0	1	3	1	0	0	0	0	0	0	0	0	5
17:15	2	0	1	0	1	0	0	0	0	0	0	0	0	4
17:30	1	2	1	1	1	0	0	0	0	0	0	0	0	6
17:45	2	1	1	3	0	0	0	0	0	0	0	0	0	7
18:00	1	1	1	5	1	0	0	0	0	0	0	0	0	9
18:15	0	1	1	4	0	0	0	0	0	0	0	0	0	6
18:30	2	1	0	1	1	0	0	0	0	0	0	0	0	5
18:45	0	1	1	1	0	0	0	0	0	0	0	0	0	3
19:00	0	0	0	0	0	0	0	0	0	0	0	0	0	0
19:15	0	1	0	3	0	0	0	0	0	0	0	0	0	4
19:30	2	1	0	0	0	0	0	0	0	0	0	0	0	3
19:45	1	0	0	0	0	0	0	0	0	0	0	0	0	1
20:00	0	0	1	0	1	0	0	0	0	0	0	0	0	2
20:15	0	0	2	0	0	0	0	0	0	0	0	0	0	2
20:30	0	1	1	1	1	0	0	0	0	0	0	0	0	4
20:45	0	0	0	0	0	0	0	0	0	0	0	0	0	0
21:00	0	0	0	1	0	0	0	0	0	0	0	0	0	1
21:15	1	0	1	0	1	0	0	0	0	0	0	0	0	3
21:30	0	1	1	2	0	0	0	0	0	0	0	0	0	4
21:45	0	2	0	0	0	0	0	0	0	0	0	0	0	2
22:00	1	0	0	1	0	0	0	0	0	0	0	0	0	2
22:15	0	0	1	0	1	0	0	0	0	0	0	0	0	2
22:30	0	0	0	0	0	0	0	0	0	0	0	0	0	0
22:45	0	0	1	1	0	0	0	0	0	0	0	0	0	2
23:00	0	0	0	0	0	0	0	0	0	0	0	0	0	0
23:15	1	0	0	0	2	0	0	0	0	0	0	0	0	3
23:30	0	0	0	0	0	0	0	0	0	0	0	0	0	0
23:45	0	0	0	0	0	0	0	0	0	0	0	0	0	0
<b>Totals</b>	<b>28</b>	<b>41</b>	<b>78</b>	<b>73</b>	<b>18</b>	<b>3</b>	<b>1</b>	<b>0</b>	<b>0</b>	<b>0</b>	<b>0</b>	<b>0</b>	<b>0</b>	<b>241</b>
% of Totals	12%	17%	32%	30%	7%	1%	1%	0%	0%	0%	0%	0%	0%	100%

Directional Peak Periods	AM 7-9	NOON 12-2	PM 4-6	Off Peak Volumes
All Classes	Volume 31	Volume 33	Volume 41	Volume 136
	% 13%	% 14%	% 17%	% 56%

Street Name	Direction	Percentiles					
		15th	50th	Average	85th	95th	ADT
SW 49th Manor	East Bound	16	23	23	29	32	248
SW 49th Manor	West Bound	16	23	23	29	32	241

Summary

Time	< 15	15 - 19	20 - 24	25 - 29	30 - 34	35 - 39	40 - 44	45 - 49	50 - 54	55 - 59	60 - 64	65 - 69	70 +	Total
00:00 AM	0	0	0	0	0	0	0	0	0	0	0	0	0	0
00:15	0	1	0	0	0	0	0	0	0	0	0	0	0	2
00:30	0	0	0	0	0	0	0	0	0	0	0	0	0	0
00:45	0	0	0	0	0	0	0	0	0	0	0	0	0	0
01:00	0	0	0	0	0	0	0	0	0	0	0	0	0	0
01:15	0	0	0	0	0	0	0	0	0	0	0	0	0	0
01:30	0	0	0	0	0	0	0	0	0	0	0	0	0	0
01:45	0	0	0	0	0	0	0	0	0	0	0	0	0	0
02:00	0	0	0	0	0	0	0	0	0	0	0	0	0	0
02:15	0	0	0	0	0	0	0	0	0	0	0	0	0	0
02:30	0	0	0	0	0	0	0	0	0	0	0	0	0	0
02:45	0	0	0	0	0	0	0	0	0	0	0	0	0	0
03:00	0	0	0	0	0	0	0	0	0	0	0	0	0	0
03:15	0	0	0	0	0	0	0	0	0	0	0	0	0	0
03:30	0	0	0	0	0	0	0	0	0	0	0	0	0	0
03:45	0	0	0	0	0	0	0	0	0	0	0	0	0	0
04:00	0	0	0	0	0	0	0	0	0	0	0	0	0	0
04:15	0	0	0	0	0	0	0	0	0	0	0	0	0	0
04:30	0	0	0	0	0	0	0	0	0	0	0	0	0	0
04:45	0	0	0	0	0	0	0	0	0	0	0	0	0	0
05:00	0	2	0	0	0	0	0	0	0	0	0	0	0	2
05:15	0	0	0	0	0	0	0	0	0	0	0	0	0	0
05:30	0	0	1	0	0	0	0	0	0	0	0	0	0	1
05:45	0	0	1	0	0	0	0	0	0	0	0	0	0	1
06:00	0	0	1	0	0	0	0	0	0	0	0	0	0	1
06:15	1	0	0	0	0	0	0	0	0	0	0	0	0	1
06:30	0	0	0	0	0	0	0	0	0	0	0	0	0	0
06:45	1	2	1	3	0	0	0	0	0	0	0	0	0	7
07:00	2	0	3	0	0	0	0	0	0	0	0	0	0	5
07:15	1	1	10	4	2	0	0	0	0	0	0	0	0	18
07:30	1	1	5	1	1	0	0	0	0	0	0	0	0	9
07:45	2	5	4	2	0	0	0	0	0	0	0	0	0	13
08:00	0	0	5	4	1	0	0	0	0	0	0	0	0	10
08:15	0	0	4	6	1	1	0	0	0	0	0	0	0	12
08:30	0	2	4	4	0	1	0	0	0	0	0	0	0	10
08:45	0	0	3	3	0	0	0	0	0	0	0	0	0	6
09:00	0	2	3	2	0	0	0	0	0	0	0	0	0	7
09:15	1	0	7	1	0	0	0	0	0	0	0	0	0	9
09:30	2	1	0	1	0	0	0	0	0	0	0	0	0	5
09:45	0	4	3	4	2	0	0	0	0	0	0	0	0	13
10:00	0	0	2	4	1	1	0	0	0	0	0	0	0	8
10:15	1	0	5	1	3	0	0	0	0	0	0	0	0	10
10:30	0	1	1	4	0	0	0	0	0	0	0	0	0	6
10:45	1	2	6	6	1	0	0	0	0	0	0	0	0	16
11:00	1	1	4	4	0	0	0	0	0	0	0	0	0	10
11:15	1	1	2	0	0	0	0	0	0	0	0	0	0	4
11:30	1	0	2	3	1	0	0	0	0	0	0	0	0	7
11:45	1	1	1	2	1	0	0	0	0	0	0	0	0	6
12:00 PM	0	1	4	2	0	0	0	0	0	0	0	0	0	7
12:15	0	2	4	5	1	0	0	0	0	0	0	0	0	12
12:30	2	0	3	3	0	0	0	0	0	0	0	0	0	8
12:45	2	0	3	2	1	0	0	0	0	0	0	0	0	8
13:00	1	3	4	3	0	0	0	0	0	0	0	0	0	11
13:15	2	3	3	1	1	0	0	0	0	0	0	0	0	10
13:30	1	2	3	1	0	0	0	0	0	0	0	0	0	6
13:45	1	1	2	0	1	0	0	0	0	0	0	0	0	6
14:00	2	3	2	2	1	0	0	0	0	0	0	0	0	10
14:15	0	5	5	4	0	0	0	0	0	0	0	0	0	14
14:30	0	3	3	4	0	0	0	0	0	0	0	0	0	10
14:45	1	0	3	4	0	0	0	0	0	0	0	0	0	8
15:00	0	2	5	1	0	1	0	0	0	0	0	0	0	9
15:15	0	1	3	4	0	0	0	0	0	0	0	0	0	8
15:30	1	1	1	0	0	0	0	0	0	0	0	0	0	3
15:45	0	0	1	4	0	0	0	0	0	0	0	0	0	5
16:00	0	1	3	3	2	0	0	0	0	0	0	0	0	9
16:15	1	1	5	2	3	0	0	0	0	0	0	0	0	12
16:30	0	3	2	1	1	0	0	0	0	0	0	0	0	7
16:45	0	3	1	2	0	0	0	0	0	0	0	0	0	6
17:00	1	1	2	4	2	0	0	0	0	0	0	0	0	10
17:15	3	0	1	1	1	0	0	0	0	0	0	0	0	6
17:30	1	3	2	2	1	0	0	0	0	0	0	0	0	9
17:45	2	3	2	6	0	0	0	0	0	0	0	0	0	13
18:00	2	1	1	7	1	0	0	0	0	0	0	0	0	12
18:15	0	2	4	5	0	0	0	0	0	0	0	0	0	11
18:30	3	2	1	2	1	0	0	0	0	0	0	0	0	9
18:45	0	1	1	1	0	0	0	0	0	0	0	0	0	3
19:00	1	0	0	1	1	0	0	0	0	0	0	0	0	3
19:15	0	2	0	3	1	0	0	0	0	0	0	0	0	6
19:30	4	1	0	1	0	0	0	0	0	0	0	0	0	6
19:45	1	0	0	0	0	0	0	0	0	0	0	0	0	1
20:00	0	1	2	0	1	0	0	0	0	0	0	0	0	4
20:15	0	1	3	0	0	0	0	0	0	0	0	0	0	4
20:30	0	2	1	1	0	0	0	0	0	0	0	0	0	3
20:45	0	0	0	0	0	0	0	0	0	0	0	0	0	0
21:00	0	0	1	1	0	0	0	0	0	0	0	0	0	2
21:15	1	0	1	1	1	0	0	0	0	0	0	0	0	4
21:30	0	1	1	3	0	0	0	0	0	0	0	0	0	5
21:45	0	3	6	0	0	0	0	0	0	0	0	0	0	9
22:00	1	1	0	1	0	0	0	0	0	0	0	0	0	3
22:15	0	0	1	0	1	0	0	0	0	0	0	0	0	2
22:30	0	0	0	0	0	0	0	0	0	0	0	0	0	0
22:45	0	0	1	1	0	0	0	0	0	0	0	0	0	2
23:00	0	0	1	0	0	0	0	0	0	0	0	0	0	1
23:15	1	0	1	4	0	0	0	0	0	0	0	0	0	6
23:30	0	0	1	0	0	0	0	0	0	0	0	0	0	1
23:45	0	0	0	0	0	0	0	0	0	0	0	0	0	0
<b>Totals</b>	<b>52</b>	<b>87</b>	<b>164</b>	<b>146</b>	<b>36</b>	<b>4</b>								<b>489</b>
% of Totals	11%	18%	34%	30%	7%	1%								100%

AM Peak Hour	07:00	07:30	08:00	08:30	09:00	09:30	07:30	07:35	
Volume	6	7	24	21	17	7	1	53	
% AM	3%	6%	16%	11%	3%	0%	0%	39%	
PM Peak Hour	17:15	18:45	18:15	15:45	13:00			17:30	
Volume	8	12	16	20	6			45	
% PM	7%	12%	17%	19%	4%			61%	
Directional Peak Periods	AM 7-9			NOON 12-2			PM 4-6		Off Peak Volumes
All Classes	Volume	%	Volume	%	Volume	%	Volume	%	
	83	17%	66	13%	72	15%	268	55%	

Street Name	Direction	15th	50th	Average	85th	95th	ADT
SW 49th Manor	Summary	16	23	23	29	32	489

# SPEED

SW 49th Manor Bet. SW 104th Ave & SW 101st Ave

Day: Thursday

Date: 6/8/2023

City: Cooper City

Project #: FL23\_140259\_015e

## East Bound

Time	< 15	15 - 19	20 - 24	25 - 29	30 - 34	35 - 39	40 - 44	45 - 49	50 - 54	55 - 59	60 - 64	65 - 69	70 +	Total
00:00 AM	0	0	0	0	0	0	0	0	0	0	0	0	0	0
01:00	0	0	0	0	0	0	0	0	0	0	0	0	0	0
02:00	0	0	0	0	0	0	0	0	0	0	0	0	0	0
03:00	0	0	0	0	0	0	0	0	0	0	0	0	0	0
04:00	0	0	0	0	0	0	0	0	0	0	0	0	0	0
05:00	0	1	2	0	0	0	0	0	0	0	0	0	0	3
06:00	2	1	2	3	0	0	0	0	0	0	0	0	0	8
07:00	2	5	15	5	3	0	0	0	0	0	0	0	0	30
08:00	0	1	11	8	1	1	0	0	0	0	0	0	0	22
09:00	2	4	7	5	2	0	0	0	0	0	0	0	0	20
10:00	1	3	6	4	3	0	0	0	0	0	0	0	0	17
11:00	2	1	4	5	2	0	0	0	0	0	0	0	0	14
12:00 PM	2	3	7	5	1	0	0	0	0	0	0	0	0	18
13:00	3	5	2	4	1	0	0	0	0	0	0	0	0	15
14:00	2	5	8	5	1	0	0	0	0	0	0	0	0	21
15:00	1	1	5	7	0	0	0	0	0	0	0	0	0	14
16:00	0	4	4	6	1	0	0	0	0	0	0	0	0	15
17:00	2	4	3	6	1	0	0	0	0	0	0	0	0	16
18:00	2	2	4	4	0	0	0	0	0	0	0	0	0	12
19:00	3	1	0	2	2	0	0	0	0	0	0	0	0	8
20:00	0	3	2	0	0	0	0	0	0	0	0	0	0	5
21:00	0	1	1	2	0	0	0	0	0	0	0	0	0	4
22:00	0	1	0	0	0	0	0	0	0	0	0	0	0	1
23:00	0	0	3	2	0	0	0	0	0	0	0	0	0	5
<b>Totals</b>	<b>24</b>	<b>46</b>	<b>86</b>	<b>73</b>	<b>18</b>	<b>1</b>								<b>248</b>
<b>% of Totals</b>	10%	19%	35%	29%	7%	0%								100%

<b>AM Volumes</b>	9	16	47	30	11	1	0	0	0	0	0	0	0	114
<b>% AM</b>	4%	6%	19%	12%	4%	0%								46%
<b>AM Peak Hour</b>	06:00	07:00	07:00	08:00	07:00	08:00								07:00
<b>Volume</b>	2	5	15	8	3	1								30
<b>PM Volumes</b>	15	30	39	43	7	0	0	0	0	0	0	0	0	134
<b>% PM</b>	6%	12%	16%	17%	3%									54%
<b>PM Peak Hour</b>	13:00	13:00	14:00	15:00	19:00									14:00
<b>Volume</b>	3	5	8	7	2									21

Directional Peak Periods All Speeds	AM 7-9		NOON 12-2		PM 4-6		Off Peak Volumes	
	Volume	%	Volume	%	Volume	%	Volume	%
	52	↔ 21%	33	↔ 13%	31	↔ 13%	132	↔ 53%

Street Name	Direction	Percentiles					ADT
		15th	50th	Average	85th	95th	
SW 49th Manor	East Bound	16	23	23	29	32	248
SW 49th Manor	West Bound	16	23	23	29	32	241



# SPEED

SW 49th Manor Bet. SW 104th Ave & SW 101st Ave

Day: Thursday

Date: 6/8/2023

City: Cooper City

Project #: FL23\_140259\_015w

## West Bound

Time	< 15	15 - 19	20 - 24	25 - 29	30 - 34	35 - 39	40 - 44	45 - 49	50 - 54	55 - 59	60 - 64	65 - 69	70 +	Total
00:00 AM	0	1	1	0	0	0	0	0	0	0	0	0	0	2
01:00	0	0	0	0	0	0	0	0	0	0	0	0	0	0
02:00	0	0	0	0	0	0	0	0	0	0	0	0	0	0
03:00	0	0	0	0	0	0	0	0	0	0	0	0	0	0
04:00	0	0	0	0	0	0	0	0	0	0	0	0	0	0
05:00	0	1	0	0	0	0	0	0	0	0	0	0	0	1
06:00	0	1	0	0	0	0	0	0	0	0	0	0	0	1
07:00	4	2	7	2	0	0	0	0	0	0	0	0	0	15
08:00	0	1	5	9	1	0	0	0	0	0	0	0	0	16
09:00	1	3	6	3	1	0	0	0	0	0	0	0	0	14
10:00	1	0	8	5	2	1	0	0	0	0	0	0	0	17
11:00	2	2	5	4	0	0	0	0	0	0	0	0	0	13
12:00 PM	2	0	7	7	1	0	0	0	0	0	0	0	0	17
13:00	2	4	7	2	0	1	0	0	0	0	0	0	0	16
14:00	1	6	5	9	0	0	0	0	0	0	0	0	0	21
15:00	0	3	5	2	0	1	0	0	0	0	0	0	0	11
16:00	1	4	7	2	5	0	0	0	0	0	0	0	0	19
17:00	5	3	4	7	3	0	0	0	0	0	0	0	0	22
18:00	3	4	3	11	2	0	0	0	0	0	0	0	0	23
19:00	3	2	0	3	0	0	0	0	0	0	0	0	0	8
20:00	0	1	4	0	1	0	0	0	0	0	0	0	0	6
21:00	1	3	2	3	1	0	0	0	0	0	0	0	0	10
22:00	1	0	2	2	1	0	0	0	0	0	0	0	0	6
23:00	1	0	0	2	0	0	0	0	0	0	0	0	0	3
<b>Totals</b>	<b>28</b>	<b>41</b>	<b>78</b>	<b>73</b>	<b>18</b>	<b>3</b>								<b>241</b>
<b>% of Totals</b>	<b>12%</b>	<b>17%</b>	<b>32%</b>	<b>30%</b>	<b>7%</b>	<b>1%</b>								<b>100%</b>

<b>AM Volumes</b>	8	11	32	23	4	1	0	0	0	0	0	0	0	79
<b>% AM</b>	3%	5%	13%	10%	2%	0%								33%
<b>AM Peak Hour</b>	07:00	09:00	10:00	08:00	10:00	10:00								10:00
<b>Volume</b>	4	3	8	9	2	1								17
<b>PM Volumes</b>	20	30	46	50	14	2	0	0	0	0	0	0	0	162
<b>% PM</b>	8%	12%	19%	21%	6%	1%								67%
<b>PM Peak Hour</b>	17:00	14:00	12:00	18:00	16:00	13:00								18:00
<b>Volume</b>	5	6	7	11	5	1								23

Directional Peak Periods All Speeds	AM 7-9		NOON 12-2		PM 4-6		Off Peak Volumes	
	Volume	%	Volume	%	Volume	%	Volume	%
	31	↔ 13%	33	↔ 14%	41	↔ 17%	136	↔ 56%

Street Name	Direction	Percentiles					ADT
		15th	50th	Average	85th	95th	
SW 49th Manor	East Bound	16	23	23	29	32	248
SW 49th Manor	West Bound	16	23	23	29	32	241

# SPEED

SW 49th Manor Bet. SW 104th Ave & SW 101st Ave

Day: Thursday

Date: 6/8/2023

City: Cooper City

Project #: FL23\_140259\_015

## Summary

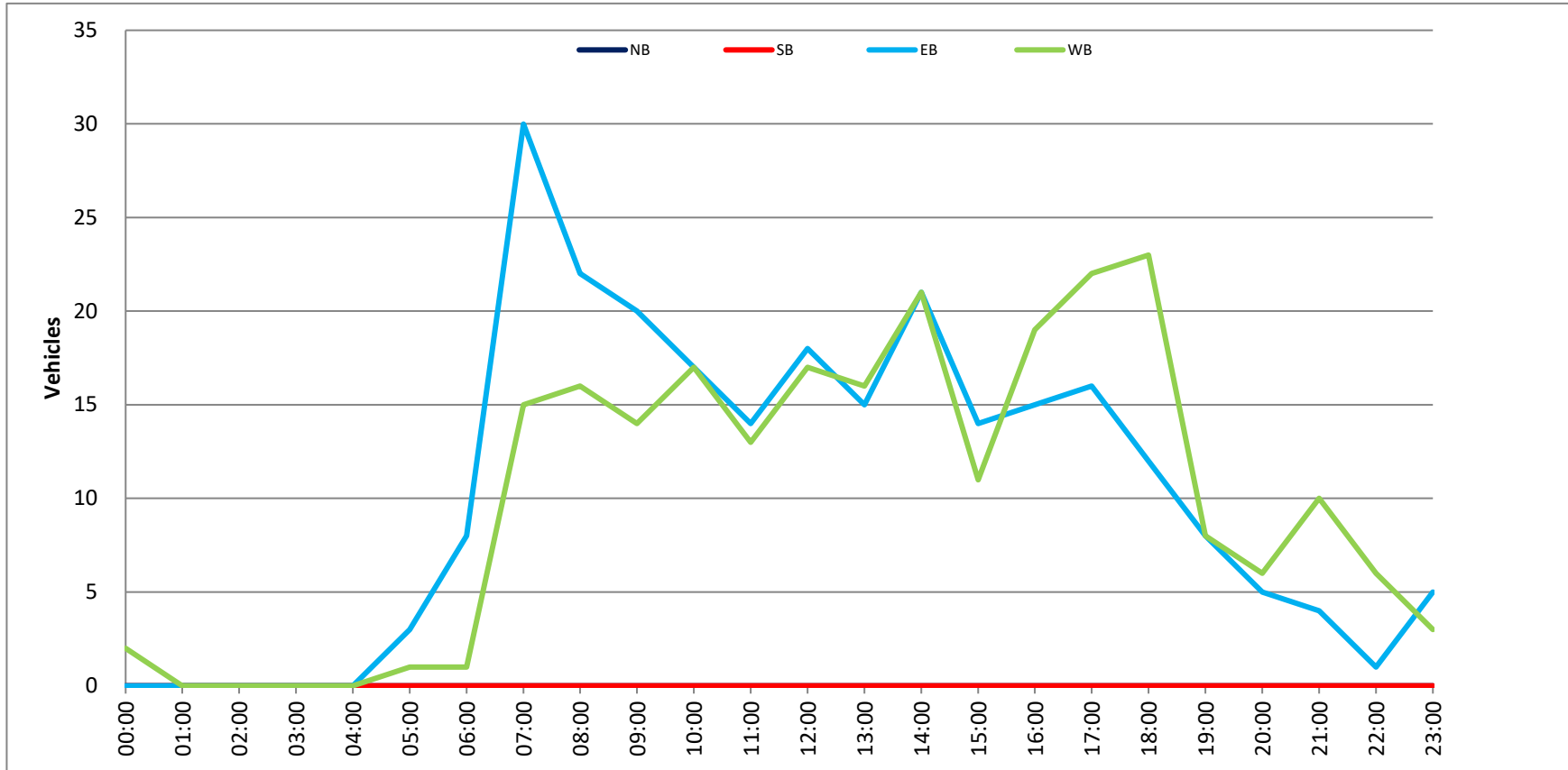
Time	< 15	15 - 19	20 - 24	25 - 29	30 - 34	35 - 39	40 - 44	45 - 49	50 - 54	55 - 59	60 - 64	65 - 69	70 +	Total
00:00 AM	0	1	1	0	0	0	0	0	0	0	0	0	0	2
01:00	0	0	0	0	0	0	0	0	0	0	0	0	0	0
02:00	0	0	0	0	0	0	0	0	0	0	0	0	0	0
03:00	0	0	0	0	0	0	0	0	0	0	0	0	0	0
04:00	0	0	0	0	0	0	0	0	0	0	0	0	0	0
05:00	0	2	2	0	0	0	0	0	0	0	0	0	0	4
06:00	2	2	2	3	0	0	0	0	0	0	0	0	0	9
07:00	6	7	22	7	3	0	0	0	0	0	0	0	0	45
08:00	0	2	16	17	2	1	0	0	0	0	0	0	0	38
09:00	3	7	13	8	3	0	0	0	0	0	0	0	0	34
10:00	2	3	14	9	5	1	0	0	0	0	0	0	0	34
11:00	4	3	9	9	2	0	0	0	0	0	0	0	0	27
12:00 PM	4	3	14	12	2	0	0	0	0	0	0	0	0	35
13:00	5	9	9	6	1	1	0	0	0	0	0	0	0	31
14:00	3	11	13	14	1	0	0	0	0	0	0	0	0	42
15:00	1	4	10	9	0	1	0	0	0	0	0	0	0	25
16:00	1	8	11	8	6	0	0	0	0	0	0	0	0	34
17:00	7	7	7	13	4	0	0	0	0	0	0	0	0	38
18:00	5	6	7	15	2	0	0	0	0	0	0	0	0	35
19:00	6	3	0	5	2	0	0	0	0	0	0	0	0	16
20:00	0	4	6	0	1	0	0	0	0	0	0	0	0	11
21:00	1	4	3	5	1	0	0	0	0	0	0	0	0	14
22:00	1	1	2	2	1	0	0	0	0	0	0	0	0	7
23:00	1	0	3	4	0	0	0	0	0	0	0	0	0	8
<b>Totals</b>	<b>52</b>	<b>87</b>	<b>164</b>	<b>146</b>	<b>36</b>	<b>4</b>								<b>489</b>
<b>% of Totals</b>	<b>11%</b>	<b>18%</b>	<b>34%</b>	<b>30%</b>	<b>7%</b>	<b>1%</b>								<b>100%</b>

<b>AM Volumes</b>	17	27	79	53	15	2	0	0	0	0	0	0	0	193
<b>% AM</b>	3%	6%	16%	11%	3%	0%								39%
<b>AM Peak Hour</b>	07:00	07:00	07:00	08:00	10:00	08:00								07:00
<b>Volume</b>	6	7	22	17	5	1								45
<b>PM Volumes</b>	35	60	85	93	21	2	0	0	0	0	0	0	0	296
<b>% PM</b>	7%	12%	17%	19%	4%	0%								61%
<b>PM Peak Hour</b>	17:00	14:00	12:00	18:00	16:00	13:00								14:00
<b>Volume</b>	7	11	14	15	6	1								42

Directional Peak Periods All Speeds	AM 7-9		NOON 12-2		PM 4-6		Off Peak Volumes	
	Volume	%	Volume	%	Volume	%	Volume	%
	83	↔ 17%	66	↔ 13%	72	↔ 15%	268	↔ 55%

Street Name	Direction	Percentiles					ADT
		15th	50th	Average	85th	95th	
SW 49th Manor	Summary	16	23	23	29	32	489





**SPEED**

SW 50th St E/O SW 103rd Way

Day: Tuesday  
Date: 5/23/2023

City: Cooper City  
Project #: FL23\_140259\_016e

**East Bound**

Time	< 15	15 - 19	20 - 24	25 - 29	30 - 34	35 - 39	40 - 44	45 - 49	50 - 54	55 - 59	60 - 64	65 - 69	70 +	Total
00:00 AM	0	0	0	0	0	0	0	0	0	0	0	0	0	0
00:15	0	0	0	0	0	0	0	0	0	0	0	0	0	0
00:30	0	0	0	0	1	0	0	0	0	0	0	0	0	1
00:45	0	0	0	0	0	0	0	0	0	0	0	0	0	0
01:00	0	0	0	0	0	0	0	0	0	0	0	0	0	0
01:15	0	0	0	0	0	0	0	0	0	0	0	0	0	0
01:30	0	0	0	0	0	0	0	0	0	0	0	0	0	0
01:45	0	0	0	0	0	0	0	0	0	0	0	0	0	0
02:00	0	0	0	0	0	0	0	0	0	0	0	0	0	0
02:15	0	0	0	0	0	0	0	0	0	0	0	0	0	0
02:30	0	0	0	0	0	0	0	0	0	0	0	0	0	0
02:45	0	0	0	0	0	0	0	0	0	0	0	0	0	0
03:00	0	0	0	0	0	0	0	0	0	0	0	0	0	0
03:15	0	0	0	0	0	0	0	0	0	0	0	0	0	0
03:30	0	0	0	0	0	0	0	0	0	0	0	0	0	0
03:45	0	0	0	0	0	0	0	0	0	0	0	0	0	0
04:00	0	0	0	0	0	0	0	0	0	0	0	0	0	0
04:15	0	0	0	0	0	0	0	0	0	0	0	0	0	0
04:30	0	0	0	0	0	0	0	0	0	0	0	0	0	0
04:45	0	0	0	0	0	0	0	0	0	0	0	0	0	0
05:00	0	0	0	0	0	0	0	0	0	0	0	0	0	0
05:15	0	0	0	0	0	0	0	0	0	0	0	0	0	0
05:30	0	0	0	0	0	0	0	0	0	0	0	0	0	0
05:45	0	0	1	0	0	0	0	0	0	0	0	0	0	1
06:00	0	0	0	0	0	0	0	0	0	0	0	0	0	0
06:15	0	0	1	1	0	0	0	0	0	0	0	0	0	2
06:30	0	0	1	1	0	0	0	0	0	0	0	0	0	2
06:45	0	0	0	2	0	0	0	0	0	0	0	0	0	2
07:00	0	0	1	5	1	0	0	0	0	0	0	0	0	7
07:15	0	0	3	4	2	0	0	0	0	0	0	0	0	9
07:30	0	0	2	1	0	0	0	0	0	0	0	0	0	3
07:45	0	0	4	1	1	0	0	0	0	0	0	0	0	6
08:00	0	0	2	1	0	0	0	0	0	0	0	0	0	3
08:15	0	0	3	1	0	0	0	0	0	0	0	0	0	4
08:30	1	0	2	0	0	0	0	0	0	0	0	0	0	3
08:45	0	0	0	0	1	0	0	0	0	0	0	0	0	1
09:00	0	0	0	1	0	0	0	0	0	0	0	0	0	1
09:15	0	1	2	2	0	0	0	0	0	0	0	0	0	4
09:30	0	1	4	0	0	0	0	0	0	0	0	0	0	5
09:45	0	1	1	0	0	0	0	0	0	0	0	0	0	2
10:00	0	0	2	0	0	0	0	0	0	0	0	0	0	2
10:15	0	0	0	1	1	0	0	0	0	0	0	0	0	2
10:30	0	0	0	1	0	0	0	0	0	0	0	0	0	1
10:45	0	0	0	1	0	0	0	0	0	0	0	0	0	1
11:00	0	0	1	0	2	0	0	0	0	0	0	0	0	3
11:15	0	0	2	1	0	0	0	0	0	0	0	0	0	3
11:30	0	0	2	1	0	0	0	0	0	0	0	0	0	3
11:45	1	1	1	1	0	0	0	0	0	0	0	0	0	4
12:00 PM	1	0	1	0	0	0	0	0	0	0	0	0	0	2
12:15	0	0	1	0	1	0	0	0	0	0	0	0	0	2
12:30	0	0	0	0	1	0	0	0	0	0	0	0	0	1
12:45	0	1	1	2	0	0	0	0	0	0	0	0	0	4
13:00	0	1	0	0	0	0	0	0	0	0	0	0	0	1
13:15	0	1	3	0	0	0	0	0	0	0	0	0	0	2
13:30	0	0	0	0	1	0	0	0	0	0	0	0	0	1
13:45	0	0	3	2	0	0	0	0	0	0	0	0	0	5
14:00	0	0	2	5	1	0	0	0	0	0	0	0	0	8
14:15	0	0	0	0	0	0	0	0	0	0	0	0	0	0
14:30	1	0	0	0	0	0	0	0	0	0	0	0	0	1
14:45	0	0	1	1	1	0	0	0	0	0	0	0	0	3
15:00	0	0	0	2	2	0	0	0	0	0	0	0	0	4
15:15	0	1	3	3	0	0	0	0	0	0	0	0	0	7
15:30	0	1	2	2	0	0	0	0	0	0	0	0	0	5
15:45	0	0	3	0	0	0	0	0	0	0	0	0	0	3
16:00	0	0	2	4	1	0	0	0	0	0	0	0	0	7
16:15	0	0	1	0	0	0	0	0	0	0	0	0	0	1
16:30	0	1	1	1	0	0	0	0	0	0	0	0	0	3
16:45	1	1	2	0	1	1	0	0	0	0	0	0	0	6
17:00	0	0	0	2	0	0	0	0	0	0	0	0	0	2
17:15	0	1	2	2	0	0	0	0	0	0	0	0	0	5
17:30	2	0	1	0	0	0	0	0	0	0	0	0	0	3
17:45	1	0	1	0	1	0	0	0	0	0	0	0	0	3
18:00	0	0	3	1	0	0	0	0	0	0	0	0	0	4
18:15	0	1	1	0	0	0	0	0	0	0	0	0	0	2
18:30	2	0	4	2	1	0	0	0	0	0	0	0	0	9
18:45	0	0	1	0	0	0	0	0	0	0	0	0	0	1
19:00	0	0	1	0	1	0	0	0	0	0	0	0	0	2
19:15	0	0	0	0	1	0	0	0	0	0	0	0	0	1
19:30	0	0	1	0	0	0	0	0	0	0	0	0	0	1
19:45	3	0	0	0	0	0	0	0	0	0	0	0	0	3
20:00	0	0	1	0	0	0	0	0	0	0	0	0	0	1
20:15	0	2	0	0	0	0	0	0	0	0	0	0	0	2
20:30	0	1	0	0	0	0	0	0	0	0	0	0	0	1
20:45	0	0	0	2	0	0	0	0	0	0	0	0	0	2
21:00	0	0	2	0	0	0	0	0	0	0	0	0	0	2
21:15	0	0	0	0	0	0	0	0	0	0	0	0	0	0
21:30	0	0	0	0	0	0	0	0	0	0	0	0	0	0
21:45	0	0	0	0	0	0	0	0	0	0	0	0	0	0
22:00	0	0	0	1	0	0	0	0	0	0	0	0	0	1
22:15	0	0	0	0	0	0	0	0	0	0	0	0	0	0
22:30	0	0	0	0	0	0	0	0	0	0	0	0	0	0
22:45	0	0	0	0	0	0	0	0	0	0	0	0	0	0
23:00	0	0	0	0	0	0	0	0	0	0	0	0	0	0
23:15	0	0	0	0	0	0	0	0	0	0	0	0	0	0
23:30	1	0	0	1	0	0	0	0	0	0	0	0	0	2
23:45	0	0	1	0	0	0	0	0	0	0	0	0	0	1
<b>Totals</b>	<b>14</b>	<b>16</b>	<b>79</b>	<b>60</b>	<b>19</b>	<b>1</b>								<b>189</b>
<b>% of Totals</b>	<b>7%</b>	<b>8%</b>	<b>42%</b>	<b>32%</b>	<b>10%</b>	<b>1%</b>								<b>100%</b>

AM Volumes	PM Volumes	NOON 12-2	PM 4-6	Off Peak Volumes
3	12	1	30	105
1%	6%	0%	16%	56%
AM Peak Hour	PM Peak Hour	NOON 12-2	PM 4-6	Off Peak Volumes
11:15	16:45	12:15	15:15	15:15
09:00	17:30	12:15	14:45	15:15
07:15	17:45	12:15	16:00	15:15
06:45	17:45	12:15	16:00	15:15

Street Name	Direction	15th	50th	Average	85th	95th	ADT
SW 50th St	East Bound	19	24	24	29	33	189
SW 50th St	West Bound	17	22	22	26	29	182

Time	< 15	15 - 19	20 - 24	25 - 29	30 - 34	35 - 39	40 - 44	45 - 49	50 - 54	55 - 59	60 - 64	65 - 69	70 +	Total
00:00 AM	0	0	0	0	0	0	0	0	0	0	0	0	0	0
00:15	0	0	0	0	0	0	0	0	0	0	0	0	0	0
00:30	0	0	0	0	0	0	0	0	0	0	0	0	0	0
00:45	0	0	0	0	0	0	0	0	0	0	0	0	0	0
01:00	0	0	0	0	0	0	0	0	0	0	0	0	0	0
01:15	0	0	0	0	0	0	0	0	0	0	0	0	0	0
01:30	0	0	0	0	0	0	0	0	0	0	0	0	0	0
01:45	0	0	0	0	0	0	0	0	0	0	0	0	0	0
02:00	0	0	0	0	0	0	0	0	0	0	0	0	0	0
02:15	0	0	0	0	0	0	0	0	0	0	0	0	0	0
02:30	0	0	0	0	0	0	0	0	0	0	0	0	0	0
02:45	0	0	0	0	0	0	0	0	0	0	0	0	0	0
03:00	0	0	0	0	0	0	0	0	0	0	0	0	0	0
03:15	0	0	0	0	0	0	0	0	0	0	0	0	0	0
03:30	0	0	0	0	0	0	0	0	0	0	0	0	0	0
03:45	0	0	0	0	0	0	0	0	0	0	0	0	0	0
04:00	0	0	0	0	0	0	0	0	0	0	0	0	0	0
04:15	0	0	0	0	0	0	0	0	0	0	0	0	0	0
04:30	0	0	0	0	0	0	0	0	0	0	0	0	0	0
04:45	0	0	0	0	0	0	0	0	0	0	0	0	0	0
05:00	0	0	0	0	0	0	0	0	0	0	0	0	0	0
05:15	0	0	0	0	0	0	0	0	0	0	0	0	0	0
05:30	2	0	0	0	0	0	0	0	0	0	0	0	0	2
05:45	0	0	0	0	0	0	0	0	0	0	0	0	0	0
06:00	0	0	1	1	0	0	0	0	0	0	0	0	0	2
06:15	0	0	1	0	0	0	0	0	0	0	0	0	0	1
06:30	0	1	0	0	0	0	0	0	0	0	0	0	0	1
06:45	0	0	0	0	0	0	0	0	0	0	0	0	0	0
07:00	0	0	2	0	0	0	0	0	0	0	0	0	0	2
07:15	0	0	4	1	0	0	0	0	0	0	0	0	0	5
07:30	0	0	5	3	0	0	0	0	0	0	0	0	0	8
07:45	1	1	3	0	0	0	0	0	0	0	0	0	0	5
08:00	0	0	4	1	0	0	0	0	0	0	0	0	0	5
08:15	0	0	1	0	0	0	0	0	0	0	0	0	0	1
08:30	0	0	1	0	0	0	0	0	0	0	0	0	0	1
08:45	0	2	0	1	1	0	0	0	0	0	0	0	0	4
09:00	0	2	3	0	0	0	0	0	0	0	0	0	0	5
09:15	0	0	2	1	0	0	0	0	0	0	0	0	0	3
09:30	0	1	0	0	0	0	0	0	0	0	0	0	0	1
09:45	0	1	0	0	0	0	0	0	0	0	0	0	0	1
10:00	0	0	1	2	0	0	0	0	0	0	0	0	0	3
10:15	0	0	2	1	0	0	0	0	0	0	0	0	0	3
10:30	0	0	2	0	0	0	0	0	0	0	0	0	0	3
10:45	0	0	0	1	0	0	0	0	0	0	0	0	0	1
11:00	1	0	5	2	0	0	0	0	0	0	0	0	0	8
11:15	0	1	2	0	0	0	0	0	0	0	0	0	0	3
11:30	0	0	1	0	0	0	0	0	0	0	0	0	0	1
11:45	0	2	3	0	0	0	0	0	0	0	0	0	0	5
12:00 PM	0	1	1	0	0	0	0	0	0	0	0	0	0	2
12:15	1	0	1	0	0	0	0	0	0	0	0	0	0	1
12:30	1	2	1	0	0	0	0	0	0	0	0	0	0	4
12:45	0	2	1	0	0	0	0	0	0	0	0	0	0	3
13:00	0	0	1	0	0	0	0	0	0	0	0	0	0	1
13:15	0	1	1	0	0	0	0	0	0	0	0	0	0	2
13:30	0	1	1	0	0	0	0	0	0	0	0	0	0	2
13:45	0	1	1	2	0	0	0	0	0	0	0	0	0	4
14:00	0	1	1	1	0	0	0	0	0	0	0	0	0	3
14:15	0	1	1	1	0	0	0	0	0	0	0	0	0	3
14:30	0	0	2	1	0	0	0	0	0	0	0	0	0	3
14:45	0	0	1	0	0	0	0	0	0	0	0	0	0	1
15:00	0	1	3	1	0	0	0	0	0	0	0	0	0	5
15:15	1	0	0	0	0	0	0	0	0	0	0	0	0	1
15:30	0	1	4	0	0	0	0	0	0	0	0	0	0	5
15:45	0	1	2	2	0	0	0	0	0	0	0	0	0	5
16:00	0	2	2	0	0	0	0	0	0	0	0	0	0	4
16:15	0	2	1	0	0	0	0	0	0	0	0	0	0	4
16:30	0	0	2	2	0	0	0	0	0	0	0	0	0	4
16:45	0	3	1	2	0	0	0	0	0	0	0	0	0	6
17:00	0	1	0	0	0	0	0	0	0	0	0	0	0	1
17:15	0	1	0	0	0	0	0	0	0	0	0	0	0	1
17:30	0	0	2	0	0	0	0	0	0	0	0	0	0	2
17:45	0	1	4	0	0	0	0	0	0	0	0	0	0	5
18:00	0	2	2	1	0	0	0	0	0	0	0	0	0	5
18:15	0	3	2	1	0	0	0	0	0	0	0	0	0	6
18:30	0	1	0	1	0	0	0	0	0	0	0	0	0	2
18:45	0	1	4	0	0	0	0	0	0	0	0	0	0	5
19:00	0	0	1	0	0	0	0	0	0	0	0	0	0	1
19:15	0	1	3	0	0	0	0	0	0	0	0	0	0	4
19:30	0	0	0	0	0	0	0	0	0	0	0	0	0	0
19:45	1	1	1	0	0	0	0	0	0	0	0	0	0	3
20:00	0	1	2	0	0	0	0	0	0	0	0	0	0	3
20:15	0	0	0	0	0	0	0	0	0	0	0	0	0	0
20:30	0	0	0	0	0	0	0	0	0	0	0	0	0	0
20:45	0	0	1	1	0	0	0	0	0	0	0	0	0	2
21:00	0	0	0	1	0	0	0	0	0	0	0	0	0	1
21:15	0	0	1	0	0	0	0	0	0	0	0	0	0	1
21:30	0	0	0	0	0	0	0	0	0	0	0	0	0	0
21:45	0	0	0	0	0	0	0	0	0	0	0	0	0	0
22:00	0	0	0	0	0	0	0	0	0	0	0	0	0	0
22:15	0	1	0	1	0	0	0	0	0	0	0	0	0	2
22:30	0	0	0	0	0	0	0	0	0	0	0	0	0	0
22:45	0	0	1	0	0	0	0	0	0	0	0	0	0	1
23:00	0	0	0	0	0	0	0	0	0	0	0	0	0	0
23:15	0	0	0	0	0	0	0	0	0	0	0	0	0	0
23:30	0	0	0	0	0	0	0	0	0	0	0	0	0	0
23:45	0	0	0	0	0	0	0	0	0	0	0	0	0	0
<b>Totals</b>	<b>7</b>	<b>45</b>	<b>94</b>	<b>35</b>	<b>1</b>									<b>182</b>
<b>% of Totals</b>	<b>4%</b>	<b>25%</b>	<b>52%</b>	<b>19%</b>	<b>1%</b>									<b>100%</b>

Directional Peak Periods	AM 7-9		NOON 12-2		PM 4-6		Off Peak Volumes	
All Classes	Volume	%	Volume	%	Volume	%	Volume	%
	29	16%	20	11%	27	15%	106	58%

Street Name	Direction	Percentiles					ADT
		15th	50th	Average	85th	95th	
SW 50th St	East Bound	19	24	24	29	33	189
SW 50th St	West Bound	17	22	22	26	29	182

Summary

Time	< 15	15 - 19	20 - 24	25 - 29	30 - 34	35 - 39	40 - 44	45 - 49	50 - 54	55 - 59	60 - 64	65 - 69	70 +	Total
00:00 AM	0	0	0	0	0	0	0	0	0	0	0	0	0	0
00:15	0	0	0	0	0	0	0	0	0	0	0	0	0	0
00:30	0	0	0	1	0	0	0	0	0	0	0	0	0	1
00:45	0	0	0	0	0	0	0	0	0	0	0	0	0	0
01:00	0	0	0	0	0	0	0	0	0	0	0	0	0	0
01:15	0	0	0	0	0	0	0	0	0	0	0	0	0	0
01:30	0	0	0	0	0	0	0	0	0	0	0	0	0	0
01:45	0	0	0	0	0	0	0	0	0	0	0	0	0	0
02:00	0	0	0	0	0	0	0	0	0	0	0	0	0	0
02:15	0	0	0	0	0	0	0	0	0	0	0	0	0	0
02:30	0	0	0	0	0	0	0	0	0	0	0	0	0	0
02:45	0	0	0	0	0	0	0	0	0	0	0	0	0	0
03:00	0	0	0	0	0	0	0	0	0	0	0	0	0	0
03:15	0	0	0	0	0	0	0	0	0	0	0	0	0	0
03:30	0	0	0	0	0	0	0	0	0	0	0	0	0	0
03:45	0	0	0	0	0	0	0	0	0	0	0	0	0	0
04:00	0	0	0	0	0	0	0	0	0	0	0	0	0	0
04:15	0	0	0	0	0	0	0	0	0	0	0	0	0	0
04:30	0	0	0	0	0	0	0	0	0	0	0	0	0	0
04:45	0	0	0	0	0	0	0	0	0	0	0	0	0	0
05:00	0	0	0	0	0	0	0	0	0	0	0	0	0	0
05:15	0	0	3	1	0	0	0	0	0	0	0	0	0	4
05:30	2	0	0	0	0	0	0	0	0	0	0	0	0	2
05:45	0	0	1	0	0	0	0	0	0	0	0	0	0	1
06:00	0	0	1	1	0	0	0	0	0	0	0	0	0	2
06:15	0	0	2	1	0	0	0	0	0	0	0	0	0	3
06:30	0	1	1	1	0	0	0	0	0	0	0	0	0	3
06:45	0	0	0	2	0	0	0	0	0	0	0	0	0	2
07:00	0	0	3	5	1	0	0	0	0	0	0	0	0	9
07:15	0	0	7	5	2	0	0	0	0	0	0	0	0	14
07:30	0	0	7	4	0	0	0	0	0	0	0	0	0	11
07:45	1	1	5	1	1	0	0	0	0	0	0	0	0	9
08:00	0	0	6	2	0	0	0	0	0	0	0	0	0	8
08:15	0	0	4	1	0	0	0	0	0	0	0	0	0	5
08:30	1	0	3	0	0	0	0	0	0	0	0	0	0	4
08:45	0	2	0	1	2	0	0	0	0	0	0	0	0	5
09:00	0	2	3	1	0	0	0	0	0	0	0	0	0	6
09:15	0	0	4	3	0	0	0	0	0	0	0	0	0	7
09:30	0	2	4	0	0	0	0	0	0	0	0	0	0	6
09:45	0	2	1	0	0	0	0	0	0	0	0	0	0	3
10:00	0	0	3	2	0	0	0	0	0	0	0	0	0	5
10:15	0	0	2	2	1	0	0	0	0	0	0	0	0	5
10:30	0	0	3	1	0	0	0	0	0	0	0	0	0	4
10:45	0	0	0	1	1	0	0	0	0	0	0	0	0	2
11:00	1	0	6	2	2	0	0	0	0	0	0	0	0	11
11:15	0	1	4	1	0	0	0	0	0	0	0	0	0	6
11:30	0	0	3	1	0	0	0	0	0	0	0	0	0	4
11:45	1	3	4	1	0	0	0	0	0	0	0	0	0	9
12:00 PM	1	1	2	0	1	0	0	0	0	0	0	0	0	4
12:15	0	0	2	0	1	0	0	0	0	0	0	0	0	3
12:30	1	2	1	0	1	0	0	0	0	0	0	0	0	5
12:45	0	3	2	2	0	0	0	0	0	0	0	0	0	7
13:00	0	1	1	0	0	0	0	0	0	0	0	0	0	2
13:15	0	2	2	0	0	0	0	0	0	0	0	0	0	4
13:30	0	1	1	2	0	0	0	0	0	0	0	0	0	4
13:45	0	1	4	4	0	0	0	0	0	0	0	0	0	9
14:00	0	1	3	6	1	0	0	0	0	0	0	0	0	11
14:15	0	1	1	1	0	0	0	0	0	0	0	0	0	3
14:30	1	0	2	1	0	0	0	0	0	0	0	0	0	4
14:45	0	0	2	1	1	0	0	0	0	0	0	0	0	4
15:00	0	1	3	3	2	0	0	0	0	0	0	0	0	9
15:15	1	1	3	3	0	0	0	0	0	0	0	0	0	8
15:30	0	2	6	2	0	0	0	0	0	0	0	0	0	10
15:45	0	1	5	2	0	0	0	0	0	0	0	0	0	8
16:00	0	2	4	4	1	0	0	0	0	0	0	0	0	11
16:15	0	2	3	2	1	0	0	0	0	0	0	0	0	8
16:30	0	1	3	3	0	0	0	0	0	0	0	0	0	7
16:45	1	4	3	2	1	1	0	0	0	0	0	0	0	12
17:00	0	1	0	2	0	0	0	0	0	0	0	0	0	3
17:15	0	2	2	2	0	0	0	0	0	0	0	0	0	6
17:30	2	0	3	0	0	0	0	0	0	0	0	0	0	5
17:45	1	1	5	0	1	0	0	0	0	0	0	0	0	8
18:00	0	2	5	2	0	0	0	0	0	0	0	0	0	9
18:15	0	4	3	1	0	0	0	0	0	0	0	0	0	8
18:30	2	1	4	3	1	0	0	0	0	0	0	0	0	11
18:45	0	1	5	0	0	0	0	0	0	0	0	0	0	6
19:00	0	1	4	1	1	0	0	0	0	0	0	0	0	8
19:15	0	1	3	0	1	0	0	0	0	0	0	0	0	5
19:30	0	0	1	0	0	0	0	0	0	0	0	0	0	1
19:45	4	1	1	0	0	0	0	0	0	0	0	0	0	6
20:00	0	1	3	0	0	0	0	0	0	0	0	0	0	4
20:15	0	2	0	0	0	0	0	0	0	0	0	0	0	2
20:30	0	0	0	0	0	0	0	0	0	0	0	0	0	0
20:45	0	0	1	3	0	0	0	0	0	0	0	0	0	4
21:00	0	0	2	1	0	0	0	0	0	0	0	0	0	3
21:15	0	0	1	0	0	0	0	0	0	0	0	0	0	1
21:30	0	0	0	0	0	0	0	0	0	0	0	0	0	0
21:45	0	0	0	1	0	0	0	0	0	0	0	0	0	1
22:00	0	0	0	1	0	0	0	0	0	0	0	0	0	1
22:15	0	1	0	1	0	0	0	0	0	0	0	0	0	2
22:30	0	0	0	0	0	0	0	0	0	0	0	0	0	0
22:45	0	0	1	0	0	0	0	0	0	0	0	0	0	1
23:00	0	0	0	0	0	0	0	0	0	0	0	0	0	0
23:15	0	0	0	0	0	0	0	0	0	0	0	0	0	0
23:30	1	0	0	1	0	0	0	0	0	0	0	0	0	2
23:45	0	0	1	0	0	0	0	0	0	0	0	0	0	1
<b>Totals</b>	<b>21</b>	<b>61</b>	<b>173</b>	<b>95</b>	<b>20</b>	<b>1</b>								<b>371</b>
% of Totals	6%	16%	47%	26%	5%	0%								100%

Directional Peak Periods	AM 7-9		NOON 12-2		PM 4-6		Off Peak Volumes	
All Classes	Volume	%	Volume	%	Volume	%	Volume	%
	65	18%	38	10%	57	15%	211	57%

Street Name	Direction	15th	50th	Average	85th	95th	ADT
SW 50th St	Summary	18	23	23	28	31	371

# SPEED

## SW 50th St E/O SW 103rd Way

Day: Tuesday  
Date: 5/23/2023

City: Cooper City  
Project #: FL23\_140259\_016e

### East Bound

Time	< 15	15 - 19	20 - 24	25 - 29	30 - 34	35 - 39	40 - 44	45 - 49	50 - 54	55 - 59	60 - 64	65 - 69	70 +	Total
00:00 AM	0	0	0	1	0	0	0	0	0	0	0	0	0	1
01:00	0	0	0	0	0	0	0	0	0	0	0	0	0	0
02:00	0	0	0	0	0	0	0	0	0	0	0	0	0	0
03:00	0	0	0	0	0	0	0	0	0	0	0	0	0	0
04:00	0	0	0	0	0	0	0	0	0	0	0	0	0	0
05:00	0	0	2	0	0	0	0	0	0	0	0	0	0	2
06:00	0	0	2	3	0	0	0	0	0	0	0	0	0	5
07:00	0	0	10	11	4	0	0	0	0	0	0	0	0	25
08:00	1	0	7	2	1	0	0	0	0	0	0	0	0	11
09:00	0	2	7	3	0	0	0	0	0	0	0	0	0	12
10:00	0	0	3	2	1	0	0	0	0	0	0	0	0	6
11:00	1	1	6	3	2	0	0	0	0	0	0	0	0	13
12:00 PM	1	1	3	2	2	0	0	0	0	0	0	0	0	9
13:00	0	2	4	3	0	0	0	0	0	0	0	0	0	9
14:00	1	0	3	6	2	0	0	0	0	0	0	0	0	12
15:00	0	2	8	7	2	0	0	0	0	0	0	0	0	19
16:00	1	2	6	5	2	1	0	0	0	0	0	0	0	17
17:00	3	1	4	4	1	0	0	0	0	0	0	0	0	13
18:00	2	1	9	3	1	0	0	0	0	0	0	0	0	16
19:00	3	1	1	1	1	0	0	0	0	0	0	0	0	7
20:00	0	3	1	2	0	0	0	0	0	0	0	0	0	6
21:00	0	0	2	0	0	0	0	0	0	0	0	0	0	2
22:00	0	0	0	1	0	0	0	0	0	0	0	0	0	1
23:00	1	0	1	1	0	0	0	0	0	0	0	0	0	3
<b>Totals</b>	<b>14</b>	<b>16</b>	<b>79</b>	<b>60</b>	<b>19</b>	<b>1</b>								<b>189</b>
<b>% of Totals</b>	<b>7%</b>	<b>8%</b>	<b>42%</b>	<b>32%</b>	<b>10%</b>	<b>1%</b>								<b>100%</b>

<b>AM Volumes</b>	2	3	37	25	8	0	0	0	0	0	0	0	0	75
<b>% AM</b>	1%	2%	20%	13%	4%									40%
<b>AM Peak Hour</b>	08:00	09:00	07:00	07:00	07:00									07:00
<b>Volume</b>	1	2	10	11	4									25
<b>PM Volumes</b>	12	13	42	35	11	1	0	0	0	0	0	0	0	114
<b>% PM</b>	6%	7%	22%	19%	6%	1%								60%
<b>PM Peak Hour</b>	17:00	20:00	18:00	15:00	12:00	16:00								15:00
<b>Volume</b>	3	3	9	7	2	1								19

Directional Peak Periods All Speeds	AM 7-9		NOON 12-2		PM 4-6		Off Peak Volumes	
	Volume	%	Volume	%	Volume	%	Volume	%
	36	↔ 19%	18	↔ 10%	30	↔ 16%	105	↔ 56%

Street Name	Direction	Percentiles					ADT
		15th	50th	Average	85th	95th	
SW 50th St	East Bound	19	24	24	29	33	189
SW 50th St	West Bound	17	22	22	26	29	182



# SPEED

## SW 50th St E/O SW 103rd Way

Day: Tuesday  
Date: 5/23/2023

City: Cooper City  
Project #: FL23\_140259\_016w

### West Bound

Time	< 15	15 - 19	20 - 24	25 - 29	30 - 34	35 - 39	40 - 44	45 - 49	50 - 54	55 - 59	60 - 64	65 - 69	70 +	Total
00:00 AM	0	0	0	0	0	0	0	0	0	0	0	0	0	0
01:00	0	0	0	0	0	0	0	0	0	0	0	0	0	0
02:00	0	0	0	0	0	0	0	0	0	0	0	0	0	0
03:00	0	0	0	0	0	0	0	0	0	0	0	0	0	0
04:00	0	0	0	0	0	0	0	0	0	0	0	0	0	0
05:00	2	0	0	0	0	0	0	0	0	0	0	0	0	2
06:00	0	1	2	1	0	0	0	0	0	0	0	0	0	4
07:00	1	1	12	4	0	0	0	0	0	0	0	0	0	18
08:00	0	2	6	2	1	0	0	0	0	0	0	0	0	11
09:00	0	4	5	1	0	0	0	0	0	0	0	0	0	10
10:00	0	0	6	4	0	0	0	0	0	0	0	0	0	10
11:00	1	3	11	2	0	0	0	0	0	0	0	0	0	17
12:00 PM	1	5	4	0	0	0	0	0	0	0	0	0	0	10
13:00	0	3	4	3	0	0	0	0	0	0	0	0	0	10
14:00	0	2	5	3	0	0	0	0	0	0	0	0	0	10
15:00	1	3	9	3	0	0	0	0	0	0	0	0	0	16
16:00	0	7	6	5	0	0	0	0	0	0	0	0	0	18
17:00	0	3	6	0	0	0	0	0	0	0	0	0	0	9
18:00	0	7	8	3	0	0	0	0	0	0	0	0	0	18
19:00	1	2	5	0	0	0	0	0	0	0	0	0	0	8
20:00	0	1	3	1	0	0	0	0	0	0	0	0	0	5
21:00	0	0	1	2	0	0	0	0	0	0	0	0	0	3
22:00	0	1	1	1	0	0	0	0	0	0	0	0	0	3
23:00	0	0	0	0	0	0	0	0	0	0	0	0	0	0
<b>Totals</b>	<b>7</b>	<b>45</b>	<b>94</b>	<b>35</b>	<b>1</b>									<b>182</b>
<b>% of Totals</b>	4%	25%	52%	19%	1%									100%

<b>AM Volumes</b>	4	11	42	14	1	0	0	0	0	0	0	0	0	72
<b>% AM</b>	2%	6%	23%	8%	1%									40%
<b>AM Peak Hour</b>	05:00	09:00	07:00	07:00	08:00									07:00
<b>Volume</b>	2	4	12	4	1									18
<b>PM Volumes</b>	3	34	52	21	0	0	0	0	0	0	0	0	0	110
<b>% PM</b>	2%	19%	29%	12%										60%
<b>PM Peak Hour</b>	12:00	16:00	15:00	16:00										16:00
<b>Volume</b>	1	7	9	5										18

Directional Peak Periods All Speeds	AM 7-9		NOON 12-2		PM 4-6		Off Peak Volumes	
	Volume	%	Volume	%	Volume	%	Volume	%
	29	↔ 16%	20	↔ 11%	27	↔ 15%	106	↔ 58%

Street Name	Direction	Percentiles					ADT
		15th	50th	Average	85th	95th	
SW 50th St	East Bound	19	24	24	29	33	189
SW 50th St	West Bound	17	22	22	26	29	182

# SPEED

## SW 50th St E/O SW 103rd Way

Day: Tuesday  
Date: 5/23/2023

City: Cooper City  
Project #: FL23\_140259\_016

### Summary

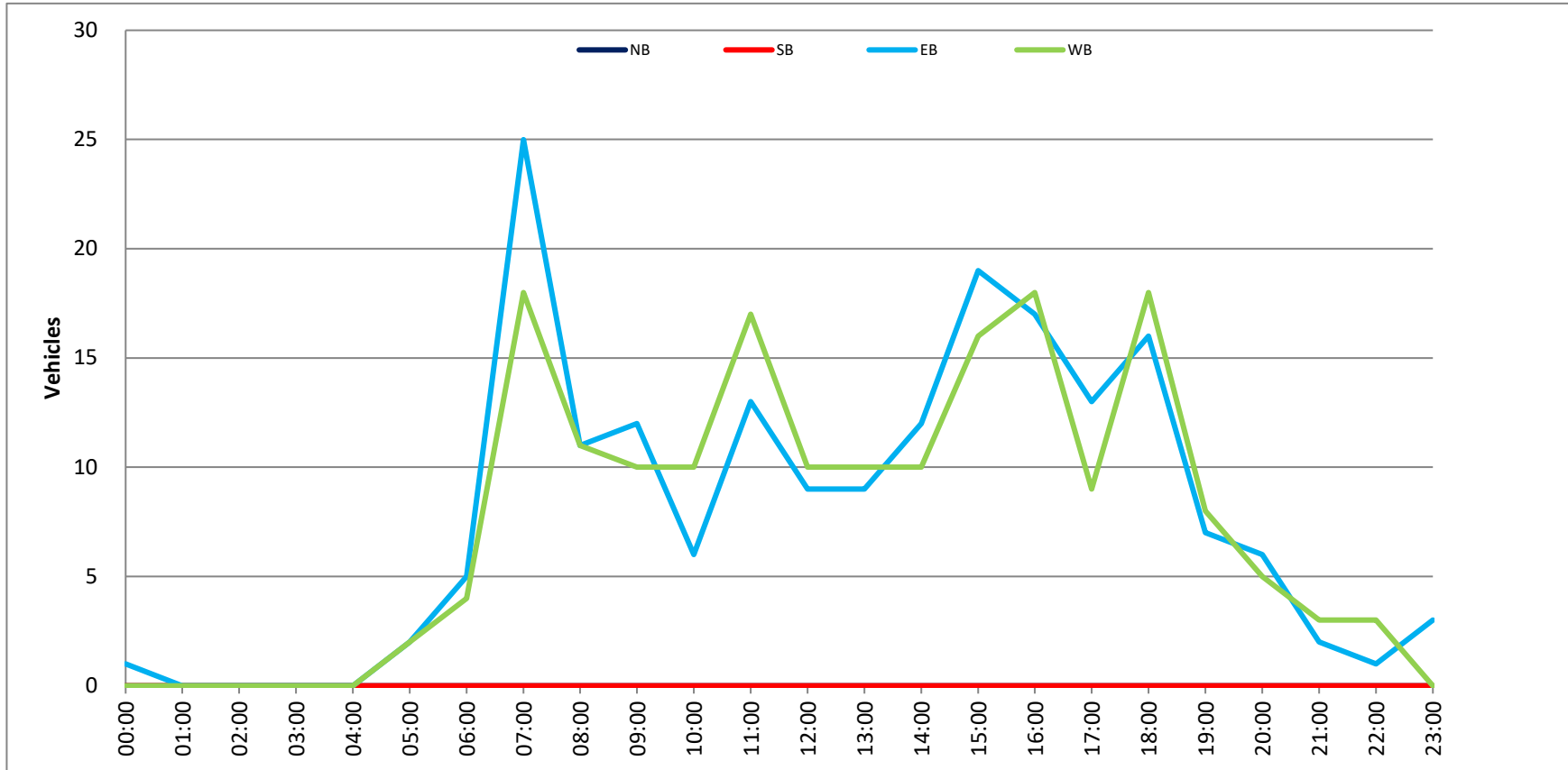
Time	< 15	15 - 19	20 - 24	25 - 29	30 - 34	35 - 39	40 - 44	45 - 49	50 - 54	55 - 59	60 - 64	65 - 69	70 +	Total
00:00 AM	0	0	0	1	0	0	0	0	0	0	0	0	0	1
01:00	0	0	0	0	0	0	0	0	0	0	0	0	0	0
02:00	0	0	0	0	0	0	0	0	0	0	0	0	0	0
03:00	0	0	0	0	0	0	0	0	0	0	0	0	0	0
04:00	0	0	0	0	0	0	0	0	0	0	0	0	0	0
05:00	2	0	2	0	0	0	0	0	0	0	0	0	0	4
06:00	0	1	4	4	0	0	0	0	0	0	0	0	0	9
07:00	1	1	22	15	4	0	0	0	0	0	0	0	0	43
08:00	1	2	13	4	2	0	0	0	0	0	0	0	0	22
09:00	0	6	12	4	0	0	0	0	0	0	0	0	0	22
10:00	0	0	9	6	1	0	0	0	0	0	0	0	0	16
11:00	2	4	17	5	2	0	0	0	0	0	0	0	0	30
12:00 PM	2	6	7	2	2	0	0	0	0	0	0	0	0	19
13:00	0	5	8	6	0	0	0	0	0	0	0	0	0	19
14:00	1	2	8	9	2	0	0	0	0	0	0	0	0	22
15:00	1	5	17	10	2	0	0	0	0	0	0	0	0	35
16:00	1	9	12	10	2	1	0	0	0	0	0	0	0	35
17:00	3	4	10	4	1	0	0	0	0	0	0	0	0	22
18:00	2	8	17	6	1	0	0	0	0	0	0	0	0	34
19:00	4	3	6	1	1	0	0	0	0	0	0	0	0	15
20:00	0	4	4	3	0	0	0	0	0	0	0	0	0	11
21:00	0	0	3	2	0	0	0	0	0	0	0	0	0	5
22:00	0	1	1	2	0	0	0	0	0	0	0	0	0	4
23:00	1	0	1	1	0	0	0	0	0	0	0	0	0	3
<b>Totals</b>	<b>21</b>	<b>61</b>	<b>173</b>	<b>95</b>	<b>20</b>	<b>1</b>								<b>371</b>
<b>% of Totals</b>	<b>6%</b>	<b>16%</b>	<b>47%</b>	<b>26%</b>	<b>5%</b>	<b>0%</b>								<b>100%</b>

<b>AM Volumes</b>	6	14	79	39	9	0	0	0	0	0	0	0	0	147
<b>% AM</b>	2%	4%	21%	11%	2%									40%
<b>AM Peak Hour</b>	05:00	09:00	07:00	07:00	07:00									07:00
<b>Volume</b>	2	6	22	15	4									43
<b>PM Volumes</b>	15	47	94	56	11	1	0	0	0	0	0	0	0	224
<b>% PM</b>	4%	13%	25%	15%	3%	0%								60%
<b>PM Peak Hour</b>	19:00	16:00	15:00	15:00	12:00	16:00								15:00
<b>Volume</b>	4	9	17	10	2	1								35

Directional Peak Periods All Speeds	AM 7-9		NOON 12-2		PM 4-6		Off Peak Volumes	
	Volume	%	Volume	%	Volume	%	Volume	%
	65	↔ 18%	38	↔ 10%	57	↔ 15%	211	↔ 57%

Street Name	Direction	Percentiles					ADT
		15th	50th	Average	85th	95th	
SW 50th St	Summary	18	23	23	28	31	371





**SPEED**

SW 50th St E/O SW 103rd Way

Day: Wednesday  
Date: 5/24/2023

City: Cooper City  
Project #: FL23\_140259\_016e

East Bound														
Time	< 15	15 - 19	20 - 24	25 - 29	30 - 34	35 - 39	40 - 44	45 - 49	50 - 54	55 - 59	60 - 64	65 - 69	70 +	Total
00:00 AM	0	0	0	0	0	0	0	0	0	0	0	0	0	0
00:15	0	0	0	0	0	0	0	0	0	0	0	0	0	0
00:30	0	0	0	0	0	0	0	0	0	0	0	0	0	0
00:45	0	0	0	0	0	0	0	0	0	0	0	0	0	0
01:00	0	0	0	0	0	0	0	0	0	0	0	0	0	0
01:15	0	0	0	0	0	0	0	0	0	0	0	0	0	0
01:30	0	0	0	0	0	0	0	0	0	0	0	0	0	0
01:45	0	0	0	0	0	0	0	0	0	0	0	0	0	0
02:00	0	0	0	1	0	0	0	0	0	0	0	0	0	1
02:15	0	0	0	0	0	0	0	0	0	0	0	0	0	0
02:30	0	0	0	0	0	0	0	0	0	0	0	0	0	0
02:45	0	0	0	0	0	0	0	0	0	0	0	0	0	0
03:00	0	0	0	0	0	0	0	0	0	0	0	0	0	0
03:15	0	0	0	0	0	0	0	0	0	0	0	0	0	0
03:30	0	0	0	0	0	0	0	0	0	0	0	0	0	0
03:45	0	0	0	0	1	0	0	0	0	0	0	0	0	1
04:00	0	0	0	0	0	0	0	0	0	0	0	0	0	0
04:15	0	0	0	0	0	0	0	0	0	0	0	0	0	0
04:30	0	0	0	0	0	0	0	0	0	0	0	0	0	0
04:45	0	0	0	0	0	0	0	0	0	0	0	0	0	0
05:00	0	0	0	0	0	0	0	0	0	0	0	0	0	0
05:15	0	0	0	0	0	0	0	0	0	0	0	0	0	0
05:30	0	0	1	0	1	0	0	0	0	0	0	0	0	2
05:45	0	0	0	0	0	0	0	0	0	0	0	0	0	0
06:00	0	0	1	0	0	0	0	0	0	0	0	0	0	1
06:15	0	0	0	0	0	0	0	0	0	0	0	0	0	0
06:30	0	0	0	0	1	0	0	0	0	0	0	0	0	1
06:45	0	0	3	0	0	0	0	0	0	0	0	0	0	3
07:00	0	0	2	4	1	0	0	0	0	0	0	0	0	7
07:15	0	1	3	1	1	0	0	0	0	0	0	0	0	6
07:30	0	0	3	0	0	0	0	0	0	0	0	0	0	3
07:45	0	2	0	1	0	0	0	0	0	0	0	0	0	3
08:00	0	0	4	2	0	0	0	0	0	0	0	0	0	6
08:15	0	2	5	2	1	0	0	0	0	0	0	0	0	10
08:30	0	1	0	1	0	0	0	0	0	0	0	0	0	2
08:45	0	0	0	1	0	0	0	0	0	0	0	0	0	1
09:00	0	0	0	0	0	0	0	0	0	0	0	0	0	0
09:15	0	1	2	2	0	0	0	0	0	0	0	0	0	5
09:30	0	0	1	2	0	0	0	0	0	0	0	0	0	3
09:45	0	0	0	3	0	0	0	0	0	0	0	0	0	3
10:00	0	0	0	0	0	0	0	0	0	0	0	0	0	0
10:15	0	0	2	2	0	0	0	0	0	0	0	0	0	4
10:30	0	1	0	0	0	0	0	0	0	0	0	0	0	1
10:45	0	0	0	0	1	0	0	0	0	0	0	0	0	1
11:00	0	0	1	1	0	0	0	0	0	0	0	0	0	2
11:15	0	0	0	2	0	0	0	0	0	0	0	0	0	2
11:30	0	0	0	0	0	0	0	0	0	0	0	0	0	0
11:45	0	0	2	2	0	0	0	0	0	0	0	0	0	4
12:00 PM	0	1	2	2	0	0	0	0	0	0	0	0	0	5
12:15	0	0	0	1	0	0	0	0	0	0	0	0	0	1
12:30	0	0	0	0	0	0	0	0	0	0	0	0	0	0
12:45	0	0	0	1	0	0	0	0	0	0	0	0	0	1
13:00	0	0	1	2	0	0	0	0	0	0	0	0	0	3
13:15	0	0	1	0	0	0	0	0	0	0	0	0	0	1
13:30	0	1	3	1	0	0	0	0	0	0	0	0	0	5
13:45	0	0	0	1	0	0	0	0	0	0	0	0	0	1
14:00	0	2	3	1	0	0	0	0	0	0	0	0	0	6
14:15	0	0	2	2	0	0	0	0	0	0	0	0	0	4
14:30	0	0	0	0	0	0	0	0	0	0	0	0	0	0
14:45	1	1	1	3	0	0	0	0	0	0	0	0	0	6
15:00	0	0	4	1	0	0	0	0	0	0	0	0	0	5
15:15	0	0	3	0	1	0	0	0	0	0	0	0	0	4
15:30	0	0	1	0	1	0	0	0	0	0	0	0	0	2
15:45	0	0	0	3	0	0	0	0	0	0	0	0	0	3
16:00	0	0	1	4	0	0	0	0	0	0	0	0	0	5
16:15	0	0	0	5	3	0	0	0	0	0	0	0	0	8
16:30	0	1	1	1	0	0	0	0	0	0	0	0	0	3
16:45	1	2	2	1	0	0	0	0	0	0	0	0	0	6
17:00	0	1	2	0	0	0	0	0	0	0	0	0	0	3
17:15	0	1	2	1	0	0	0	0	0	0	0	0	0	4
17:30	1	1	3	2	0	0	0	0	0	0	0	0	0	7
17:45	1	1	0	2	0	0	0	0	0	0	0	0	0	4
18:00	0	0	0	0	0	0	0	0	0	0	0	0	0	0
18:15	0	1	2	1	0	0	0	0	0	0	0	0	0	4
18:30	0	0	1	2	0	0	0	0	0	0	0	0	0	3
18:45	1	0	0	2	0	0	0	0	0	0	0	0	0	3
19:00	0	0	0	2	0	0	0	0	0	0	0	0	0	2
19:15	0	0	0	0	0	0	0	0	0	0	0	0	0	0
19:30	0	0	3	2	0	0	0	0	0	0	0	0	0	5
19:45	0	0	1	0	0	0	0	0	0	0	0	0	0	1
20:00	0	2	0	1	0	0	0	0	0	0	0	0	0	3
20:15	0	1	1	1	1	0	0	0	0	0	0	0	0	4
20:30	0	1	1	1	1	0	0	0	0	0	0	0	0	4
20:45	0	0	1	0	0	0	0	0	0	0	0	0	0	1
21:00	0	0	1	0	0	0	0	0	0	0	0	0	0	1
21:15	0	1	0	1	0	1	0	0	0	0	0	0	0	3
21:30	0	0	0	2	0	0	0	0	0	0	0	0	0	2
21:45	0	0	0	0	0	0	0	0	0	0	0	0	0	0
22:00	0	1	3	0	0	0	0	0	0	0	0	0	0	4
22:15	0	0	0	0	0	0	0	0	0	0	0	0	0	0
22:30	0	0	0	0	0	0	0	0	0	0	0	0	0	0
22:45	0	0	0	0	0	0	0	0	0	0	0	0	0	0
23:00	0	0	0	0	0	1	0	0	0	0	0	0	0	1
23:15	0	0	0	0	1	0	0	0	0	0	0	0	0	1
23:30	1	0	0	0	0	0	0	0	0	0	0	0	0	1
23:45	0	0	1	1	0	0	0	0	0	0	0	0	0	2
<b>Totals</b>	<b>6</b>	<b>22</b>	<b>82</b>	<b>77</b>	<b>9</b>	<b>2</b>								<b>203</b>
<b>% of Totals</b>	<b>3%</b>	<b>13%</b>	<b>40%</b>	<b>38%</b>	<b>4%</b>	<b>1%</b>								<b>100%</b>

AM Volumes	0	9	30	29	5	0	0	0	0	0	0	0	0	72
% AM	0%	4%	15%	14%	2%	0%	0%	0%	0%	0%	0%	0%	0%	35%
AM Peak Hour	07:45	07:30	09:00	06:30										07:30
Volume	5	12	11	2	2									22
PM Volumes	6	19	52	48	4	2	0	0	0	0	0	0	0	131
% PM	3%	9%	26%	24%	2%	1%								65%
PM Peak Hour	16:45	16:30	16:15	15:45	14:45	20:30								16:00
Volume	2	5	10	11	2	1								22
<b>Directional Peak Periods</b>		<b>AM 7-9</b>			<b>NOON 12-2</b>			<b>PM 4-6</b>			<b>Off Peak Volumes</b>			
<b>All Classes</b>	Volume	38			16			40			109			
		19%			8%			20%			54%			

Street Name	Direction	Percentiles					
		15th	50th	Average	85th	95th	ADT
SW 50th St	East Bound	20	24	24	29	30	203
SW 50th St	West Bound	17	22	22	27	29	132

**SPEED**

SW 50th St E/O SW 103rd Way

Day: Wednesday  
Date: 5/24/2023

City: Cooper City  
Project #: FL23\_140259\_016w

**West Bound**

Time	< 15	15 - 19	20 - 24	25 - 29	30 - 34	35 - 39	40 - 44	45 - 49	50 - 54	55 - 59	60 - 64	65 - 69	70 +	Total
00:00 AM	0	0	0	0	0	0	0	0	0	0	0	0	0	0
00:15	0	0	0	0	0	0	0	0	0	0	0	0	0	0
00:30	0	0	0	0	0	0	0	0	0	0	0	0	0	0
00:45	0	0	0	0	0	0	0	0	0	0	0	0	0	0
01:00	0	0	0	0	0	0	0	0	0	0	0	0	0	0
01:15	0	0	0	1	0	0	0	0	0	0	0	0	0	1
01:30	0	0	0	0	0	0	0	0	0	0	0	0	0	0
01:45	0	0	0	0	0	0	0	0	0	0	0	0	0	0
02:00	0	0	0	0	0	0	0	0	0	0	0	0	0	0
02:15	0	0	0	0	0	0	0	0	0	0	0	0	0	0
02:30	0	0	0	0	0	0	0	0	0	0	0	0	0	0
02:45	0	0	0	0	0	0	0	0	0	0	0	0	0	0
03:00	0	0	0	0	0	0	0	0	0	0	0	0	0	0
03:15	0	0	0	0	0	0	0	0	0	0	0	0	0	0
03:30	0	0	0	0	0	0	0	0	0	0	0	0	0	0
03:45	0	0	0	0	0	0	0	0	0	0	0	0	0	0
04:00	0	0	0	0	0	0	0	0	0	0	0	0	0	0
04:15	0	0	0	0	0	0	0	0	0	0	0	0	0	0
04:30	0	0	0	0	0	0	0	0	0	0	0	0	0	0
04:45	0	0	0	0	0	0	0	0	0	0	0	0	0	0
05:00	0	0	0	0	0	0	0	0	0	0	0	0	0	0
05:15	0	0	0	0	0	0	0	0	0	0	0	0	0	0
05:30	0	1	0	0	0	0	0	0	0	0	0	0	0	1
05:45	1	0	0	0	0	0	0	0	0	0	0	0	0	1
06:00	0	0	0	0	0	0	0	0	0	0	0	0	0	0
06:15	0	0	1	0	0	0	0	0	0	0	0	0	0	1
06:30	0	0	1	0	0	0	0	0	0	0	0	0	0	1
06:45	0	2	0	0	0	0	0	0	0	0	0	0	0	2
07:00	0	0	0	0	0	0	0	0	0	0	0	0	0	0
07:15	0	1	4	1	0	0	0	0	0	0	0	0	0	6
07:30	1	0	2	1	0	0	0	0	0	0	0	0	0	4
07:45	0	0	2	0	0	0	0	0	0	0	0	0	0	2
08:00	0	0	0	0	0	0	0	0	0	0	0	0	0	0
08:15	0	0	2	0	0	0	0	0	0	0	0	0	0	2
08:30	0	0	1	1	0	0	0	0	0	0	0	0	0	2
08:45	1	0	2	0	0	0	0	0	0	0	0	0	0	3
09:00	1	1	0	0	0	0	0	0	0	0	0	0	0	2
09:15	0	0	3	0	0	0	0	0	0	0	0	0	0	3
09:30	0	0	0	1	0	0	0	0	0	0	0	0	0	1
09:45	0	1	0	0	0	0	0	0	0	0	0	0	0	1
10:00	0	0	0	1	0	0	0	0	0	0	0	0	0	1
10:15	0	0	0	1	1	0	0	0	0	0	0	0	0	2
10:30	0	0	0	0	0	0	0	0	0	0	0	0	0	0
10:45	0	1	4	0	0	0	0	0	0	0	0	0	0	5
11:00	0	1	0	0	0	0	0	0	0	0	0	0	0	1
11:15	0	0	2	2	0	0	0	0	0	0	0	0	0	4
11:30	1	2	0	0	0	0	0	0	0	0	0	0	0	3
11:45	0	0	2	0	0	0	0	0	0	0	0	0	0	2
12:00 PM	0	0	3	1	0	0	0	0	0	0	0	0	0	4
12:15	0	1	1	1	0	0	0	0	0	0	0	0	0	3
12:30	1	1	2	1	0	0	0	0	0	0	0	0	0	5
12:45	0	0	0	0	0	0	0	0	0	0	0	0	0	0
13:00	0	2	0	1	0	0	0	0	0	0	0	0	0	3
13:15	0	0	0	1	0	0	0	0	0	0	0	0	0	1
13:30	0	0	2	0	0	0	0	0	0	0	0	0	0	2
13:45	1	1	1	0	0	0	0	0	0	0	0	0	0	3
14:00	0	1	0	1	0	0	0	0	0	0	0	0	0	2
14:15	0	0	1	0	0	0	0	0	0	0	0	0	0	1
14:30	0	0	5	0	0	0	0	0	0	0	0	0	0	5
14:45	0	2	0	1	0	0	0	0	0	0	0	0	0	3
15:00	0	1	3	1	0	0	0	0	0	0	0	0	0	5
15:15	0	1	0	0	0	0	0	0	0	0	0	0	0	1
15:30	0	1	0	0	0	0	0	0	0	0	0	0	0	1
15:45	0	0	2	0	0	0	0	0	0	0	0	0	0	2
16:00	0	1	2	0	0	0	0	0	0	0	0	0	0	3
16:15	0	1	1	0	0	0	0	0	0	0	0	0	0	2
16:30	0	0	1	2	0	0	0	0	0	0	0	0	0	3
16:45	0	0	1	1	0	0	0	0	0	0	0	0	0	2
17:00	0	0	1	1	0	0	0	0	0	0	0	0	0	2
17:15	0	1	0	0	0	0	0	0	0	0	0	0	0	1
17:30	0	0	3	0	0	0	0	0	0	0	0	0	0	3
17:45	0	0	0	0	1	0	0	0	0	0	0	0	0	1
18:00	0	0	0	1	0	0	0	0	0	0	0	0	0	1
18:15	0	0	0	0	0	0	0	0	0	0	0	0	0	0
18:30	1	0	0	1	0	0	0	0	0	0	0	0	0	2
18:45	0	1	3	1	0	0	0	0	0	0	0	0	0	5
19:00	0	0	1	0	0	0	0	0	0	0	0	0	0	1
19:15	0	0	1	0	0	0	0	0	0	0	0	0	0	1
19:30	0	1	0	0	0	0	0	0	0	0	0	0	0	1
19:45	0	0	2	0	0	0	0	0	0	0	0	0	0	2
20:00	0	0	1	0	0	0	0	0	0	0	0	0	0	1
20:15	0	1	2	0	0	0	0	0	0	0	0	0	0	3
20:30	0	0	0	0	0	0	0	0	0	0	0	0	0	0
20:45	0	1	0	0	0	0	0	0	0	0	0	0	0	1
21:00	0	0	1	0	0	0	0	0	0	0	0	0	0	1
21:15	0	0	0	0	0	0	0	0	0	0	0	0	0	0
21:30	0	1	0	0	0	0	0	0	0	0	0	0	0	1
21:45	0	0	0	0	0	0	0	0	0	0	0	0	0	0
22:00	0	0	0	0	0	0	0	0	0	0	0	0	0	0
22:15	0	0	0	2	0	0	0	0	0	0	0	0	0	2
22:30	0	0	0	0	0	0	0	0	0	0	0	0	0	0
22:45	0	0	0	0	0	0	0	0	0	0	0	0	0	0
23:00	0	0	0	1	0	0	0	0	0	0	0	0	0	1
23:15	0	0	0	0	0	0	0	0	0	0	0	0	0	0
23:30	0	0	0	0	0	0	0	0	0	0	0	0	0	0
23:45	0	0	0	0	0	0	0	0	0	0	0	0	0	0
<b>Totals</b>	<b>8</b>	<b>28</b>	<b>66</b>	<b>28</b>	<b>1</b>									<b>132</b>
<b>% of Totals</b>	<b>6%</b>	<b>22%</b>	<b>50%</b>	<b>21%</b>	<b>1%</b>									<b>100%</b>

AM Volumes		5	10	20	30	40	50	60	70	80	90	100					
% AM	4%	8%	20%	7%	1%							39%					
AM Peak Hour	08:15 - 10:45	07:00	09:30	09:30								11:45					
Volume	2	4	9	1	1							14					
PM Volumes		3	10	40	10	0	0	0	0	0	0	81					
% PM	2%	14%	30%	14%								61%					
PM Peak Hour	12:00 - 14:45	14:15	16:15									14:15					
Volume	1	5	11	1								14					
Directional Peak Periods		AM 7-9				NOON 12-2				PM 4-6				Off Peak Volumes			
All Classes	Volume	19				21				17				75			
	%	14%				16%				13%				57%			

Street Name	Direction	Percentiles					
		15th	50th	Average	85th	95th	ADT
SW 50th St	East Bound	20	24	24	29	30	203
SW 50th St	West Bound	17	22	22	27	29	132

Summary

Time	< 15	15 - 19	20 - 24	25 - 29	30 - 34	35 - 39	40 - 44	45 - 49	50 - 54	55 - 59	60 - 64	65 - 69	70 +	Total
00:00 AM	0	0	0	0	0	0	0	0	0	0	0	0	0	0
00:15	0	0	0	0	0	0	0	0	0	0	0	0	0	0
00:30	0	0	0	0	0	0	0	0	0	0	0	0	0	0
00:45	0	0	0	0	0	0	0	0	0	0	0	0	0	0
01:00	0	0	0	0	0	0	0	0	0	0	0	0	0	0
01:15	0	0	0	1	0	0	0	0	0	0	0	0	0	1
01:30	0	0	0	0	0	0	0	0	0	0	0	0	0	0
01:45	0	0	0	0	0	0	0	0	0	0	0	0	0	0
02:00	0	0	0	1	0	0	0	0	0	0	0	0	0	1
02:15	0	0	0	0	0	0	0	0	0	0	0	0	0	0
02:30	0	0	0	0	0	0	0	0	0	0	0	0	0	0
02:45	0	0	0	0	0	0	0	0	0	0	0	0	0	0
03:00	0	0	0	0	0	0	0	0	0	0	0	0	0	0
03:15	0	0	0	0	0	0	0	0	0	0	0	0	0	0
03:30	0	0	0	0	0	0	0	0	0	0	0	0	0	0
03:45	0	0	0	0	1	0	0	0	0	0	0	0	0	1
04:00	0	0	0	0	0	0	0	0	0	0	0	0	0	0
04:15	0	0	0	0	0	0	0	0	0	0	0	0	0	0
04:30	0	0	0	0	0	0	0	0	0	0	0	0	0	0
04:45	0	0	0	0	0	0	0	0	0	0	0	0	0	0
05:00	0	0	0	0	0	0	0	0	0	0	0	0	0	0
05:15	0	0	0	0	0	0	0	0	0	0	0	0	0	0
05:30	0	1	1	0	1	0	0	0	0	0	0	0	0	3
05:45	1	0	0	0	0	0	0	0	0	0	0	0	0	1
06:00	0	0	1	0	0	0	0	0	0	0	0	0	0	1
06:15	0	0	1	0	0	0	0	0	0	0	0	0	0	1
06:30	0	0	0	1	0	0	0	0	0	0	0	0	0	1
06:45	0	2	3	0	0	0	0	0	0	0	0	0	0	5
07:00	0	0	2	4	1	0	0	0	0	0	0	0	0	7
07:15	0	2	7	2	1	0	0	0	0	0	0	0	0	12
07:30	1	0	5	1	0	0	0	0	0	0	0	0	0	7
07:45	0	2	2	1	0	0	0	0	0	0	0	0	0	5
08:00	0	0	4	2	0	0	0	0	0	0	0	0	0	6
08:15	0	2	7	2	1	0	0	0	0	0	0	0	0	12
08:30	0	1	1	2	0	0	0	0	0	0	0	0	0	4
08:45	1	0	2	1	0	0	0	0	0	0	0	0	0	4
09:00	1	1	0	0	0	0	0	0	0	0	0	0	0	2
09:15	0	1	5	2	0	0	0	0	0	0	0	0	0	8
09:30	0	0	1	3	0	0	0	0	0	0	0	0	0	4
09:45	0	1	0	3	0	0	0	0	0	0	0	0	0	4
10:00	0	0	0	1	0	0	0	0	0	0	0	0	0	1
10:15	0	0	2	3	1	0	0	0	0	0	0	0	0	6
10:30	0	1	0	0	0	0	0	0	0	0	0	0	0	1
10:45	0	1	4	0	1	0	0	0	0	0	0	0	0	6
11:00	0	1	1	1	0	0	0	0	0	0	0	0	0	3
11:15	0	0	2	4	0	0	0	0	0	0	0	0	0	6
11:30	1	2	0	0	0	0	0	0	0	0	0	0	0	3
11:45	0	0	4	2	0	0	0	0	0	0	0	0	0	6
12:00 PM	0	1	5	4	1	0	0	0	0	0	0	0	0	16
12:15	0	1	1	1	0	0	0	0	0	0	0	0	0	4
12:30	1	1	2	1	0	0	0	0	0	0	0	0	0	5
12:45	0	0	0	1	0	0	0	0	0	0	0	0	0	1
13:00	0	2	1	3	0	0	0	0	0	0	0	0	0	6
13:15	0	0	1	1	0	0	0	0	0	0	0	0	0	2
13:30	0	1	3	1	0	0	0	0	0	0	0	0	0	5
13:45	1	1	1	1	0	0	0	0	0	0	0	0	0	4
14:00	0	3	3	2	0	0	0	0	0	0	0	0	0	8
14:15	0	0	3	2	0	0	0	0	0	0	0	0	0	5
14:30	0	0	5	0	0	0	0	0	0	0	0	0	0	5
14:45	1	3	1	4	0	0	0	0	0	0	0	0	0	9
15:00	0	1	7	2	0	0	0	0	0	0	0	0	0	10
15:15	0	1	3	0	1	0	0	0	0	0	0	0	0	5
15:30	0	1	1	0	1	0	0	0	0	0	0	0	0	3
15:45	0	0	2	3	0	0	0	0	0	0	0	0	0	5
16:00	0	1	3	4	0	0	0	0	0	0	0	0	0	8
16:15	0	1	6	3	0	0	0	0	0	0	0	0	0	10
16:30	0	1	2	3	0	0	0	0	0	0	0	0	0	6
16:45	1	2	3	2	0	0	0	0	0	0	0	0	0	8
17:00	0	1	3	1	0	0	0	0	0	0	0	0	0	5
17:15	0	2	2	1	0	0	0	0	0	0	0	0	0	5
17:30	1	1	6	2	0	0	0	0	0	0	0	0	0	10
17:45	1	1	0	3	0	0	0	0	0	0	0	0	0	5
18:00	0	0	0	1	0	0	0	0	0	0	0	0	0	1
18:15	0	1	2	1	0	0	0	0	0	0	0	0	0	4
18:30	1	0	1	3	0	0	0	0	0	0	0	0	0	5
18:45	1	1	3	3	0	0	0	0	0	0	0	0	0	8
19:00	0	0	3	3	0	0	0	0	0	0	0	0	0	6
19:15	0	0	1	0	0	0	0	0	0	0	0	0	0	1
19:30	0	1	3	2	0	0	0	0	0	0	0	0	0	6
19:45	0	0	3	0	0	0	0	0	0	0	0	0	0	3
20:00	0	2	1	1	0	0	0	0	0	0	0	0	0	4
20:15	0	2	3	1	1	0	0	0	0	0	0	0	0	7
20:30	0	1	5	1	1	0	0	0	0	0	0	0	0	4
20:45	0	1	1	0	0	0	0	0	0	0	0	0	0	2
21:00	0	0	2	0	0	0	0	0	0	0	0	0	0	2
21:15	0	1	0	1	0	1	0	0	0	0	0	0	0	3
21:30	0	1	0	2	0	0	0	0	0	0	0	0	0	3
21:45	0	0	0	0	0	0	0	0	0	0	0	0	0	0
22:00	0	1	3	0	0	0	0	0	0	0	0	0	0	4
22:15	0	0	0	2	0	0	0	0	0	0	0	0	0	2
22:30	0	0	0	0	0	0	0	0	0	0	0	0	0	0
22:45	0	0	0	0	0	0	0	0	0	0	0	0	0	0
23:00	0	0	0	1	0	1	0	0	0	0	0	0	0	2
23:15	0	0	0	1	0	0	0	0	0	0	0	0	0	1
23:30	1	0	0	1	0	0	0	0	0	0	0	0	0	1
23:45	0	0	1	1	0	0	0	0	0	0	0	0	0	2
<b>Totals</b>	<b>14</b>	<b>56</b>	<b>148</b>	<b>105</b>	<b>10</b>	<b>2</b>								<b>335</b>
% of Totals	4%	17%	44%	31%	3%	1%								100%

Directional Peak Periods	AM 7-9	NOON 12-2	PM 4-6	Off Peak Volumes
All Classes	Volume 57 ← → 17%	Volume 37 ← → 11%	Volume 57 ← → 17%	Volume 184 ← → 55%

Street Name	Direction	15th	50th	Average	85th	95th	ADT
SW 50th St	Summary	18	23	23	28	30	335

# SPEED

SW 50th St E/O SW 103rd Way

Day: Wednesday

Date: 5/24/2023

City: Cooper City

Project #: FL23\_140259\_016e

## East Bound

Time	< 15	15 - 19	20 - 24	25 - 29	30 - 34	35 - 39	40 - 44	45 - 49	50 - 54	55 - 59	60 - 64	65 - 69	70 +	Total
00:00 AM	0	0	0	0	0	0	0	0	0	0	0	0	0	0
01:00	0	0	0	0	0	0	0	0	0	0	0	0	0	0
02:00	0	0	0	1	0	0	0	0	0	0	0	0	0	1
03:00	0	0	0	1	0	0	0	0	0	0	0	0	0	1
04:00	0	0	0	0	0	0	0	0	0	0	0	0	0	0
05:00	0	0	1	0	1	0	0	0	0	0	0	0	0	2
06:00	0	0	4	1	0	0	0	0	0	0	0	0	0	5
07:00	0	3	8	6	2	0	0	0	0	0	0	0	0	19
08:00	0	3	9	6	1	0	0	0	0	0	0	0	0	19
09:00	0	1	3	7	0	0	0	0	0	0	0	0	0	11
10:00	0	1	2	2	1	0	0	0	0	0	0	0	0	6
11:00	0	0	3	5	0	0	0	0	0	0	0	0	0	8
12:00 PM	0	1	2	4	1	0	0	0	0	0	0	0	0	8
13:00	0	1	3	4	0	0	0	0	0	0	0	0	0	8
14:00	1	3	6	6	0	0	0	0	0	0	0	0	0	16
15:00	0	0	8	4	2	0	0	0	0	0	0	0	0	14
16:00	1	3	9	9	0	0	0	0	0	0	0	0	0	22
17:00	2	4	7	5	0	0	0	0	0	0	0	0	0	18
18:00	1	1	3	5	0	0	0	0	0	0	0	0	0	10
19:00	0	0	6	2	0	0	0	0	0	0	0	0	0	8
20:00	0	4	3	4	1	0	0	0	0	0	0	0	0	12
21:00	0	1	1	3	0	1	0	0	0	0	0	0	0	6
22:00	0	1	3	0	0	0	0	0	0	0	0	0	0	4
23:00	1	0	1	2	0	1	0	0	0	0	0	0	0	5
<b>Totals</b>	<b>6</b>	<b>27</b>	<b>82</b>	<b>77</b>	<b>9</b>	<b>2</b>								<b>203</b>
<b>% of Totals</b>	3%	13%	40%	38%	4%	1%								100%

<b>AM Volumes</b>	0	8	30	29	5	0	0	0	0	0	0	0	0	72
<b>% AM</b>		4%	15%	14%	2%									35%
<b>AM Peak Hour</b>		07:00	08:00	09:00	07:00									07:00
<b>Volume</b>		3	9	7	2									19
<b>PM Volumes</b>	6	19	52	48	4	2	0	0	0	0	0	0	0	131
<b>% PM</b>	3%	9%	26%	24%	2%	1%								65%
<b>PM Peak Hour</b>	17:00	17:00	16:00	16:00	15:00	21:00								16:00
<b>Volume</b>	2	4	9	9	2	1								22

Directional Peak Periods All Speeds	AM 7-9		NOON 12-2		PM 4-6		Off Peak Volumes	
	Volume	%	Volume	%	Volume	%	Volume	%
	38	↔ 19%	16	↔ 8%	40	↔ 20%	109	↔ 54%

Street Name	Direction	Percentiles					ADT
		15th	50th	Average	85th	95th	
SW 50th St	East Bound	20	24	24	29	30	203
SW 50th St	West Bound	17	22	22	27	29	132



# SPEED

SW 50th St E/O SW 103rd Way

Day: Wednesday

Date: 5/24/2023

City: Cooper City

Project #: FL23\_140259\_016w

## West Bound

Time	< 15	15 - 19	20 - 24	25 - 29	30 - 34	35 - 39	40 - 44	45 - 49	50 - 54	55 - 59	60 - 64	65 - 69	70 +	Total
00:00 AM	0	0	0	0	0	0	0	0	0	0	0	0	0	0
01:00	0	0	0	1	0	0	0	0	0	0	0	0	0	1
02:00	0	0	0	0	0	0	0	0	0	0	0	0	0	0
03:00	0	0	0	0	0	0	0	0	0	0	0	0	0	0
04:00	0	0	0	0	0	0	0	0	0	0	0	0	0	0
05:00	1	1	0	0	0	0	0	0	0	0	0	0	0	2
06:00	0	2	2	0	0	0	0	0	0	0	0	0	0	4
07:00	1	1	8	2	0	0	0	0	0	0	0	0	0	12
08:00	1	0	5	1	0	0	0	0	0	0	0	0	0	7
09:00	1	2	3	1	0	0	0	0	0	0	0	0	0	7
10:00	0	1	4	2	1	0	0	0	0	0	0	0	0	8
11:00	1	3	4	2	0	0	0	0	0	0	0	0	0	10
12:00 PM	1	2	6	3	0	0	0	0	0	0	0	0	0	12
13:00	1	3	3	2	0	0	0	0	0	0	0	0	0	9
14:00	0	3	6	2	0	0	0	0	0	0	0	0	0	11
15:00	0	3	5	1	0	0	0	0	0	0	0	0	0	9
16:00	0	2	5	3	0	0	0	0	0	0	0	0	0	10
17:00	0	1	4	2	0	0	0	0	0	0	0	0	0	7
18:00	1	1	3	3	0	0	0	0	0	0	0	0	0	8
19:00	0	1	4	0	0	0	0	0	0	0	0	0	0	5
20:00	0	2	3	0	0	0	0	0	0	0	0	0	0	5
21:00	0	1	1	0	0	0	0	0	0	0	0	0	0	2
22:00	0	0	0	2	0	0	0	0	0	0	0	0	0	2
23:00	0	0	0	1	0	0	0	0	0	0	0	0	0	1
<b>Totals</b>	<b>8</b>	<b>29</b>	<b>66</b>	<b>28</b>	<b>1</b>									<b>132</b>
<b>% of Totals</b>	<b>6%</b>	<b>22%</b>	<b>50%</b>	<b>21%</b>	<b>1%</b>									<b>100%</b>

<b>AM Volumes</b>	5	10	26	9	1	0	0	0	0	0	0	0	0	51
<b>% AM</b>	4%	8%	20%	7%	1%									39%
<b>AM Peak Hour</b>	05:00	11:00	07:00	07:00	10:00									07:00
<b>Volume</b>	1	3	8	2	1									12
<b>PM Volumes</b>	3	19	40	19	0	0	0	0	0	0	0	0	0	81
<b>% PM</b>	2%	14%	30%	14%										61%
<b>PM Peak Hour</b>	12:00	13:00	12:00	12:00										12:00
<b>Volume</b>	1	3	6	3										12

Directional Peak Periods All Speeds	AM 7-9		NOON 12-2		PM 4-6		Off Peak Volumes	
	Volume	%	Volume	%	Volume	%	Volume	%
	19	↔ 14%	21	↔ 16%	17	↔ 13%	75	↔ 57%

Street Name	Direction	Percentiles					ADT
		15th	50th	Average	85th	95th	
SW 50th St	East Bound	20	24	24	29	30	203
SW 50th St	West Bound	17	22	22	27	29	132

# SPEED

SW 50th St E/O SW 103rd Way

Day: Wednesday

Date: 5/24/2023

City: Cooper City

Project #: FL23\_140259\_016

## Summary

Time	< 15	15 - 19	20 - 24	25 - 29	30 - 34	35 - 39	40 - 44	45 - 49	50 - 54	55 - 59	60 - 64	65 - 69	70 +	Total
00:00 AM	0	0	0	0	0	0	0	0	0	0	0	0	0	0
01:00	0	0	0	1	0	0	0	0	0	0	0	0	0	1
02:00	0	0	0	1	0	0	0	0	0	0	0	0	0	1
03:00	0	0	0	1	0	0	0	0	0	0	0	0	0	1
04:00	0	0	0	0	0	0	0	0	0	0	0	0	0	0
05:00	1	1	1	0	1	0	0	0	0	0	0	0	0	4
06:00	0	2	6	1	0	0	0	0	0	0	0	0	0	9
07:00	1	4	16	8	2	0	0	0	0	0	0	0	0	31
08:00	1	3	14	7	1	0	0	0	0	0	0	0	0	26
09:00	1	3	6	8	0	0	0	0	0	0	0	0	0	18
10:00	0	2	6	4	2	0	0	0	0	0	0	0	0	14
11:00	1	3	7	7	0	0	0	0	0	0	0	0	0	18
12:00 PM	1	3	8	7	1	0	0	0	0	0	0	0	0	20
13:00	1	4	6	6	0	0	0	0	0	0	0	0	0	17
14:00	1	6	12	8	0	0	0	0	0	0	0	0	0	27
15:00	0	3	13	5	2	0	0	0	0	0	0	0	0	23
16:00	1	5	14	12	0	0	0	0	0	0	0	0	0	32
17:00	2	5	11	7	0	0	0	0	0	0	0	0	0	25
18:00	2	2	6	8	0	0	0	0	0	0	0	0	0	18
19:00	0	1	10	2	0	0	0	0	0	0	0	0	0	13
20:00	0	6	6	4	1	0	0	0	0	0	0	0	0	17
21:00	0	2	2	3	0	1	0	0	0	0	0	0	0	8
22:00	0	1	3	2	0	0	0	0	0	0	0	0	0	6
23:00	1	0	1	3	0	1	0	0	0	0	0	0	0	6
<b>Totals</b>	<b>14</b>	<b>56</b>	<b>148</b>	<b>105</b>	<b>10</b>	<b>2</b>								<b>335</b>
<b>% of Totals</b>	<b>4%</b>	<b>17%</b>	<b>44%</b>	<b>31%</b>	<b>3%</b>	<b>1%</b>								<b>100%</b>

<b>AM Volumes</b>	5	18	56	38	6	0	0	0	0	0	0	0	0	123
<b>% AM</b>	1%	5%	17%	11%	2%									37%
<b>AM Peak Hour</b>	05:00	07:00	07:00	07:00	07:00									07:00
<b>Volume</b>	1	4	16	8	2									31
<b>PM Volumes</b>	9	38	92	67	4	2	0	0	0	0	0	0	0	212
<b>% PM</b>	3%	11%	27%	20%	1%	1%								63%
<b>PM Peak Hour</b>	17:00	14:00	16:00	16:00	15:00	21:00								16:00
<b>Volume</b>	2	6	14	12	2	1								32

Directional Peak Periods All Speeds	AM 7-9		NOON 12-2		PM 4-6		Off Peak Volumes	
	Volume	%	Volume	%	Volume	%	Volume	%
	57	↔ 17%	37	↔ 11%	57	↔ 17%	184	↔ 55%

Street Name	Direction	Percentiles					ADT
		15th	50th	Average	85th	95th	
SW 50th St	Summary	18	23	23	28	30	335

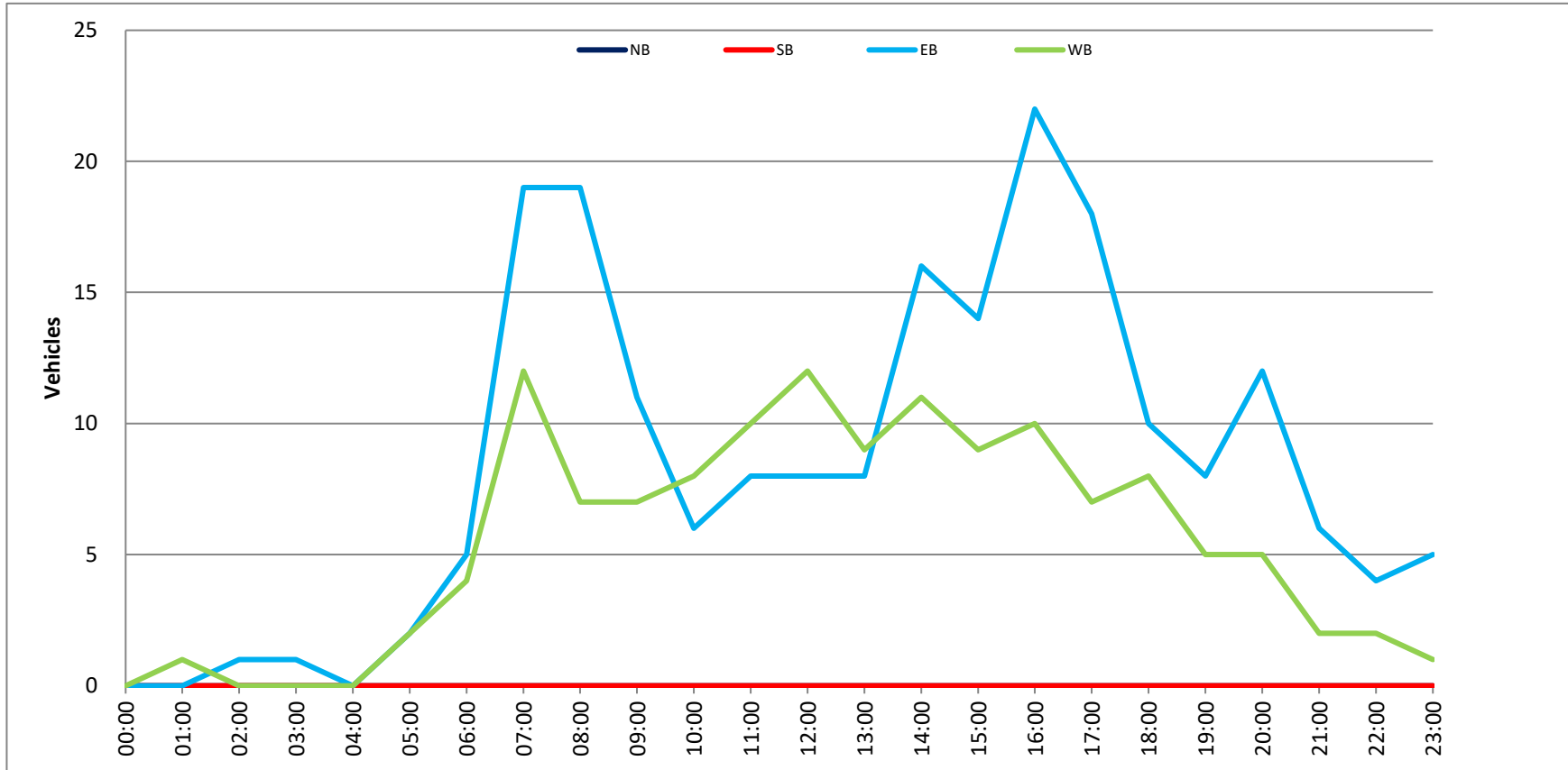
SW 50th St E/O SW 103rd Way

Day: Wednesday  
 Date: 5/24/2023

City: Cooper City  
 Project #: FL23\_140259\_016

DAILY TOTALS										NB		SB		EB		WB		TOTAL		
AM Period	NB	SB	EB	WB	TOTAL	PMI Period	NB	SB	EB	WB	TOTAL	SPLIT %	PMI Period	NB	SB	EB	WB	TOTAL	SPLIT %	
										0	0	203	132							335
00:00	0	0	0	0	0	12:00	0	0	6	4	10		12:00	0	0	6	4	10		
00:15	0	0	0	0	0	12:15	0	0	1	3	4		12:15	0	0	1	3	4		
00:30	0	0	0	0	0	12:30	0	0	0	5	5		12:30	0	0	0	5	5		
00:45	0	0	0	0	0	12:45	0	0	1	8	12		12:45	0	0	1	8	12		
01:00	0	0	0	0	0	13:00	0	0	3	3	6		13:00	0	0	3	3	6		
01:15	0	0	0	1	1	13:15	0	0	1	1	2		13:15	0	0	1	1	2		
01:30	0	0	0	0	0	13:30	0	0	3	2	5		13:30	0	0	3	2	5		
01:45	0	0	0	0	1	13:45	0	0	1	8	9		13:45	0	0	1	8	9		
02:00	0	0	1	0	1	14:00	0	0	6	2	8		14:00	0	0	6	2	8		
02:15	0	0	0	0	0	14:15	0	0	4	1	5		14:15	0	0	4	1	5		
02:30	0	0	0	0	0	14:30	0	0	0	5	5		14:30	0	0	0	5	5		
02:45	0	0	0	1	1	14:45	0	0	6	16	22		14:45	0	0	6	16	22		
03:00	0	0	0	0	0	15:00	0	0	5	3	8		15:00	0	0	5	3	8		
03:15	0	0	0	0	0	15:15	0	0	4	1	5		15:15	0	0	4	1	5		
03:30	0	0	0	0	0	15:30	0	0	2	1	3		15:30	0	0	2	1	3		
03:45	0	0	1	0	1	15:45	0	0	3	14	17		15:45	0	0	3	14	17		
04:00	0	0	0	0	0	16:00	0	0	5	3	8		16:00	0	0	5	3	8		
04:15	0	0	0	0	0	16:15	0	0	8	2	10		16:15	0	0	8	2	10		
04:30	0	0	0	0	0	16:30	0	0	6	3	9		16:30	0	0	6	3	9		
04:45	0	0	0	0	0	16:45	0	0	6	22	28		16:45	0	0	6	22	28		
05:00	0	0	0	0	0	17:00	0	0	3	2	5		17:00	0	0	3	2	5		
05:15	0	0	0	0	0	17:15	0	0	4	1	5		17:15	0	0	4	1	5		
05:30	0	0	2	1	3	17:30	0	0	7	3	10		17:30	0	0	7	3	10		
05:45	0	0	0	1	1	17:45	0	0	4	18	22		17:45	0	0	4	18	22		
06:00	0	0	1	0	1	18:00	0	0	0	0	0		18:00	0	0	0	0	0		
06:15	0	0	0	1	1	18:15	0	0	4	0	4		18:15	0	0	4	0	4		
06:30	0	0	1	1	2	18:30	0	0	3	2	5		18:30	0	0	3	2	5		
06:45	0	0	3	2	5	18:45	0	0	3	10	13		18:45	0	0	3	10	13		
07:00	0	0	7	2	9	19:00	0	0	2	2	4		19:00	0	0	2	2	4		
07:15	0	0	6	6	12	19:15	0	0	0	1	1		19:15	0	0	0	1	1		
07:30	0	0	3	4	7	19:30	0	0	5	1	6		19:30	0	0	5	1	6		
07:45	0	0	3	2	5	19:45	0	0	1	8	9		19:45	0	0	1	8	9		
08:00	0	0	6	0	6	20:00	0	0	3	1	4		20:00	0	0	3	1	4		
08:15	0	0	10	2	12	20:15	0	0	4	3	7		20:15	0	0	4	3	7		
08:30	0	0	2	2	4	20:30	0	0	4	0	4		20:30	0	0	4	0	4		
08:45	0	0	1	3	4	20:45	0	0	1	12	13		20:45	0	0	1	12	13		
09:00	0	0	0	2	2	21:00	0	0	1	1	2		21:00	0	0	1	1	2		
09:15	0	0	5	3	8	21:15	0	0	3	0	3		21:15	0	0	3	0	3		
09:30	0	0	3	1	4	21:30	0	0	2	1	3		21:30	0	0	2	1	3		
09:45	0	0	3	11	14	21:45	0	0	0	6	6		21:45	0	0	0	6	6		
10:00	0	0	0	1	1	22:00	0	0	4	0	4		22:00	0	0	4	0	4		
10:15	0	0	4	2	6	22:15	0	0	0	2	2		22:15	0	0	0	2	2		
10:30	0	0	1	0	1	22:30	0	0	0	0	0		22:30	0	0	0	0	0		
10:45	0	0	1	6	7	22:45	0	0	0	4	4		22:45	0	0	0	4	4		
11:00	0	0	2	1	3	23:00	0	0	1	1	2		23:00	0	0	1	1	2		
11:15	0	0	2	4	6	23:15	0	0	1	0	1		23:15	0	0	1	0	1		
11:30	0	0	0	3	3	23:30	0	0	1	0	1		23:30	0	0	1	0	1		
11:45	0	0	4	2	6	23:45	0	0	2	5	7		23:45	0	0	2	5	7		
<b>TOTALS</b>			72	51	123	<b>TOTALS</b>			131	81	212		<b>TOTALS</b>			131	81	212		
<b>SPLIT %</b>			58.5%	41.5%	36.7%	<b>SPLIT %</b>			61.8%	38.2%	63.3%		<b>SPLIT %</b>			61.8%	38.2%	63.3%		
<b>DAILY TOTALS</b>										NB		SB		EB		WB		<b>Total</b>		
										0	0	203	132							335

AM Peak Hour	07:30	11:45	06:45	16:00	14:15	16:00
AM Pk Volume	22	14	31	22	14	32
Pk Hr Factor	0.550	0.700	0.646	0.688	0.700	0.800
7 - 9 Volume	0	0	57	40	17	57
7 - 9 Peak Hour	07:30	07:00	07:00	16:00	16:00	16:00
7 - 9 Pk Volume	0	0	31	22	10	32
Pk Hr Factor	0.000	0.000	0.646	0.688	0.333	0.800
PM Peak Hour	16:00	14:15	16:00	14:15	16:00	16:00
PM Pk Volume	22	14	32	22	14	32
Pk Hr Factor	0.688	0.700	0.800	0.688	0.700	0.800
4 - 6 Volume	0	0	57	40	17	57
4 - 6 Peak Hour	16:00	16:00	16:00	16:00	16:00	16:00
4 - 6 Pk Volume	0	0	31	22	10	32
Pk Hr Factor	0.000	0.000	0.646	0.688	0.333	0.800



**SPEED**

SW 50th St E/O SW 103rd Way

Day: Thursday  
Date: 5/25/2023

City: Cooper City  
Project #: FL23\_140259\_016e

East Bound														
Time	< 15	15 - 19	20 - 24	25 - 29	30 - 34	35 - 39	40 - 44	45 - 49	50 - 54	55 - 59	60 - 64	65 - 69	70 +	Total
00:00 AM	0	0	1	0	0	0	0	0	0	0	0	0	0	1
00:15	0	0	0	1	0	0	0	0	0	0	0	0	0	1
00:30	0	0	0	0	0	0	0	0	0	0	0	0	0	0
00:45	0	0	0	0	0	0	0	0	0	0	0	0	0	0
01:00	0	0	0	0	0	0	0	0	0	0	0	0	0	0
01:15	0	0	0	0	0	0	0	0	0	0	0	0	0	0
01:30	0	0	0	0	0	0	0	0	0	0	0	0	0	0
01:45	0	0	0	0	0	0	0	0	0	0	0	0	0	0
02:00	0	0	0	0	0	0	0	0	0	0	0	0	0	0
02:15	0	0	0	0	0	0	0	0	0	0	0	0	0	0
02:30	0	0	0	0	0	0	0	0	0	0	0	0	0	0
02:45	0	0	0	0	0	0	0	0	0	0	0	0	0	0
03:00	0	0	0	0	0	0	0	0	0	0	0	0	0	0
03:15	0	0	0	0	0	0	0	0	0	0	0	0	0	0
03:30	0	0	0	0	0	0	0	0	0	0	0	0	0	0
03:45	0	0	0	0	0	0	0	0	0	0	0	0	0	0
04:00	0	0	0	0	0	0	0	0	0	0	0	0	0	0
04:15	0	0	0	0	0	0	0	0	0	0	0	0	0	0
04:30	0	0	0	0	0	0	0	0	0	0	0	0	0	0
04:45	1	0	0	0	0	0	0	0	0	0	0	0	0	1
05:00	0	0	0	0	0	0	0	0	0	0	0	0	0	0
05:15	0	0	0	0	0	0	0	0	0	0	0	0	0	0
05:30	0	0	0	0	0	0	0	0	0	0	0	0	0	0
05:45	0	1	1	0	0	0	0	0	0	0	0	0	0	2
06:00	0	0	0	1	0	0	0	0	0	0	0	0	0	1
06:15	0	1	0	0	0	0	0	0	0	0	0	0	0	1
06:30	0	0	1	0	0	0	0	0	0	0	0	0	0	1
06:45	0	0	0	1	1	0	0	0	0	0	0	0	0	2
07:00	0	1	3	3	1	0	0	0	0	0	0	0	0	8
07:15	0	1	4	2	1	0	0	0	0	0	0	0	0	8
07:30	0	1	0	2	1	0	0	0	0	0	0	0	0	4
07:45	0	2	1	1	0	0	0	0	0	0	0	0	0	4
08:00	0	0	5	0	0	0	0	0	0	0	0	0	0	5
08:15	0	0	2	0	1	0	0	0	0	0	0	0	0	3
08:30	0	0	0	1	0	0	0	0	0	0	0	0	0	1
08:45	0	1	0	1	0	0	0	0	0	0	0	0	0	2
09:00	1	0	0	1	0	0	0	0	0	0	0	0	0	2
09:15	1	0	1	1	2	0	0	0	0	0	0	0	0	5
09:30	0	0	1	0	1	0	0	0	0	0	0	0	0	2
09:45	0	0	0	2	0	0	0	0	0	0	0	0	0	2
10:00	0	0	0	0	0	0	0	0	0	0	0	0	0	0
10:15	0	0	1	1	0	0	0	0	0	0	0	0	0	2
10:30	0	0	1	1	0	0	0	0	0	0	0	0	0	2
10:45	0	0	0	1	0	0	0	0	0	0	0	0	0	1
11:00	0	0	1	0	0	0	0	0	0	0	0	0	0	1
11:15	1	0	1	0	0	0	0	0	0	0	0	0	0	2
11:30	0	0	0	1	0	0	0	0	0	0	0	0	0	1
11:45	1	0	1	1	0	0	0	0	0	0	0	0	0	3
12:00 PM	1	0	1	2	0	0	0	0	0	0	0	0	0	4
12:15	0	0	1	2	0	0	0	0	0	0	0	0	0	1
12:30	0	1	1	1	0	0	0	0	0	0	0	0	0	3
12:45	0	0	0	2	0	0	0	0	0	0	0	0	0	2
13:00	1	0	1	0	1	0	0	0	0	0	0	0	0	3
13:15	0	0	3	0	0	0	0	0	0	0	0	0	0	3
13:30	0	0	1	0	0	0	0	0	0	0	0	0	0	1
13:45	0	1	4	0	0	0	0	0	0	0	0	0	0	5
14:00	1	0	5	1	0	0	0	0	0	0	0	0	0	7
14:15	0	0	1	1	0	0	0	0	0	0	0	0	0	2
14:30	0	0	2	1	0	0	0	0	0	0	0	0	0	3
14:45	0	0	2	0	0	0	0	0	0	0	0	0	0	2
15:00	0	0	0	1	2	0	0	0	0	0	0	0	0	3
15:15	0	0	3	1	1	0	0	0	0	0	0	0	0	5
15:30	0	0	1	4	0	0	0	0	0	0	0	0	0	5
15:45	0	0	1	1	1	0	0	0	0	0	0	0	0	3
16:00	1	1	0	3	0	0	0	0	0	0	0	0	0	5
16:15	1	0	0	3	0	0	0	0	0	0	0	0	0	4
16:30	0	0	2	2	0	0	0	0	0	0	0	0	0	4
16:45	0	1	1	6	1	0	0	0	0	0	0	0	0	9
17:00	1	1	0	0	0	0	0	0	0	0	0	0	0	2
17:15	0	0	0	2	0	0	0	0	0	0	0	0	0	2
17:30	0	2	0	3	1	0	0	0	0	0	0	0	0	6
17:45	0	0	0	0	1	0	0	0	0	0	0	0	0	1
18:00	1	0	1	0	0	0	0	0	0	0	0	0	0	2
18:15	0	1	0	1	0	0	0	0	0	0	0	0	0	2
18:30	0	0	4	2	0	0	0	0	0	0	0	0	0	6
18:45	0	0	2	1	0	0	0	0	0	0	0	0	0	3
19:00	0	1	0	2	0	0	0	0	0	0	0	0	0	3
19:15	1	0	0	2	0	0	0	0	0	0	0	0	0	3
19:30	0	1	0	1	1	0	0	0	0	0	0	0	0	3
19:45	0	0	0	0	0	0	0	0	0	0	0	0	0	0
20:00	0	3	0	1	0	0	0	0	0	0	0	0	0	4
20:15	0	0	2	1	0	0	0	0	0	0	0	0	0	3
20:30	0	0	0	1	0	0	0	0	0	0	0	0	0	1
20:45	0	0	0	0	0	0	0	0	0	0	0	0	0	0
21:00	0	0	3	0	0	0	0	0	0	0	0	0	0	3
21:15	0	0	1	2	0	0	0	0	0	0	0	0	0	3
21:30	0	0	0	0	0	0	0	0	0	0	0	0	0	0
21:45	0	0	0	0	0	0	0	0	0	0	0	0	0	0
22:00	0	0	0	0	0	0	0	0	0	0	0	0	0	0
22:15	1	0	0	0	0	0	0	0	0	0	0	0	0	1
22:30	0	0	0	1	0	0	0	0	0	0	0	0	0	1
22:45	0	0	0	1	0	0	0	0	0	0	0	0	0	1
23:00	0	0	0	0	0	0	0	0	0	0	0	0	0	0
23:15	0	0	0	0	0	0	0	0	0	0	0	0	0	0
23:30	0	0	0	1	0	0	0	0	0	0	0	0	0	1
23:45	0	0	0	0	0	0	0	0	0	0	0	0	0	0
<b>Totals</b>	<b>14</b>	<b>21</b>	<b>71</b>	<b>70</b>	<b>15</b>									<b>191</b>
% of Totals	7%	11%	37%	37%	8%									100%

AM Volumes		% AM		AM Peak Hour		PM Volumes		% PM		PM Peak Hour	
Volume	9	23	21	8	0	0	0	0	0	0	0
% AM	3%	4%	13%	11%	4%						
AM Peak Hour	11:15	07:00	07:15	06:45	06:45						07:00
Volume	3	5	10	11	4						21
PM Volumes	9	13	40	49	7	0	0	0	0	0	120
% PM	5%	7%	24%	26%	4%						65%
PM Peak Hour	15:30	16:45	13:15	16:00	15:00						16:00
Volume	2	4	11	11	2						23

Directional Peak Periods		AM 7-9		NOON 12-2		PM 4-6		Off Peak Volumes	
All Classes	Volume	%	Volume	%	Volume	%	Volume	%	
	35	18%	22	12%	33	17%	101	53%	

Street Name	Direction	15th	50th	Average	85th	95th	ADT
SW 50th St	East Bound	18	24	24	29	32	191
SW 50th St	West Bound	17	22	22	27	29	131



Summary

Time	< 15	15 - 19	20 - 24	25 - 29	30 - 34	35 - 39	40 - 44	45 - 49	50 - 54	55 - 59	60 - 64	65 - 69	70 +	Total
00:00 AM	0	0	1	0	0	0	0	0	0	0	0	0	0	1
00:15	0	0	0	1	0	0	0	0	0	0	0	0	0	1
00:30	0	0	0	0	0	0	0	0	0	0	0	0	0	0
00:45	0	0	0	0	0	0	0	0	0	0	0	0	0	0
01:00	0	0	0	0	0	0	0	0	0	0	0	0	0	0
01:15	0	0	0	0	0	0	0	0	0	0	0	0	0	0
01:30	0	0	0	0	0	0	0	0	0	0	0	0	0	0
01:45	0	0	0	0	0	0	0	0	0	0	0	0	0	0
02:00	0	0	0	0	0	0	0	0	0	0	0	0	0	0
02:15	0	0	0	0	0	0	0	0	0	0	0	0	0	0
02:30	0	0	0	0	0	0	0	0	0	0	0	0	0	0
02:45	0	0	0	0	0	0	0	0	0	0	0	0	0	0
03:00	0	0	0	0	0	0	0	0	0	0	0	0	0	0
03:15	0	0	0	0	0	0	0	0	0	0	0	0	0	0
03:30	1	0	0	0	0	0	0	0	0	0	0	0	0	1
03:45	0	0	0	0	0	0	0	0	0	0	0	0	0	0
04:00	0	0	0	0	0	0	0	0	0	0	0	0	0	0
04:15	0	0	0	0	0	0	0	0	0	0	0	0	0	0
04:30	0	0	0	0	0	0	0	0	0	0	0	0	0	0
04:45	1	0	0	0	0	0	0	0	0	0	0	0	0	1
05:00	0	0	0	0	0	0	0	0	0	0	0	0	0	0
05:15	0	0	0	0	0	0	0	0	0	0	0	0	0	0
05:30	0	0	0	0	0	0	0	0	0	0	0	0	0	0
05:45	1	1	2	0	0	0	0	0	0	0	0	0	0	4
06:00	0	0	0	1	0	0	0	0	0	0	0	0	0	1
06:15	0	1	1	0	0	0	0	0	0	0	0	0	0	2
06:30	0	1	1	0	0	0	0	0	0	0	0	0	0	2
06:45	0	2	1	1	1	0	0	0	0	0	0	0	0	5
07:00	0	1	4	4	1	0	0	0	0	0	0	0	0	10
07:15	0	1	5	4	1	0	0	0	0	0	0	0	0	11
07:30	0	1	0	6	1	0	0	0	0	0	0	0	0	8
07:45	0	2	2	1	0	0	0	0	0	0	0	0	0	5
08:00	0	1	5	0	0	0	0	0	0	0	0	0	0	6
08:15	0	0	3	1	1	0	0	0	0	0	0	0	0	5
08:30	0	0	1	1	0	0	0	0	0	0	0	0	0	2
08:45	0	1	2	1	0	0	0	0	0	0	0	0	0	4
09:00	1	0	1	1	0	0	0	0	0	0	0	0	0	3
09:15	1	0	3	2	2	0	0	0	0	0	0	0	0	7
09:30	1	0	2	1	1	0	0	0	0	0	0	0	0	5
09:45	0	1	2	2	0	0	0	0	0	0	0	0	0	5
10:00	0	0	0	0	0	0	0	0	0	0	0	0	0	0
10:15	0	0	1	2	0	0	0	0	0	0	0	0	0	3
10:30	0	0	3	1	0	0	0	0	0	0	0	0	0	4
10:45	1	0	0	1	1	0	0	0	0	0	0	0	0	3
11:00	0	0	1	0	0	0	0	0	0	0	0	0	0	1
11:15	1	0	3	1	0	0	0	0	0	0	0	0	0	5
11:30	0	1	2	1	0	0	0	0	0	0	0	0	0	4
11:45	2	0	3	2	1	0	0	0	0	0	0	0	0	8
12:00 PM	1	3	1	1	2	0	0	0	0	0	0	0	0	4
12:15	0	3	1	1	0	0	0	0	0	0	0	0	0	5
12:30	0	1	1	1	0	0	0	0	0	0	0	0	0	3
12:45	0	0	1	3	0	0	0	0	0	0	0	0	0	4
13:00	1	0	4	0	1	0	0	0	0	0	0	0	0	6
13:15	0	1	3	0	0	0	0	0	0	0	0	0	0	4
13:30	0	0	2	3	0	0	0	0	0	0	0	0	0	2
13:45	0	2	5	0	0	0	0	0	0	0	0	0	0	7
14:00	1	0	5	2	0	0	0	0	0	0	0	0	0	8
14:15	0	1	1	1	0	0	0	0	0	0	0	0	0	3
14:30	0	1	4	1	0	0	0	0	0	0	0	0	0	6
14:45	0	0	4	2	0	0	0	0	0	0	0	0	0	6
15:00	0	1	2	2	0	0	0	0	0	0	0	0	0	5
15:15	0	0	3	1	1	0	0	0	0	0	0	0	0	5
15:30	0	1	2	4	0	0	0	0	0	0	0	0	0	7
15:45	0	0	3	1	1	0	0	0	0	0	0	0	0	5
16:00	1	2	1	4	0	0	0	0	0	0	0	0	0	8
16:15	2	0	0	0	0	0	0	0	0	0	0	0	0	7
16:30	0	1	3	2	0	0	0	0	0	0	0	0	0	6
16:45	0	4	2	6	1	0	0	0	0	0	0	0	0	13
17:00	1	2	0	0	0	0	0	0	0	0	0	0	0	3
17:15	0	0	0	2	0	0	0	0	0	0	0	0	0	2
17:30	0	2	2	5	1	0	0	0	0	0	0	0	0	10
17:45	0	4	2	1	1	0	0	0	0	0	0	0	0	8
18:00	1	0	4	1	0	0	0	0	0	0	0	0	0	6
18:15	0	3	1	1	0	0	0	0	0	0	0	0	0	5
18:30	0	0	5	3	0	0	0	0	0	0	0	0	0	8
18:45	0	0	4	1	0	0	0	0	0	0	0	0	0	5
19:00	0	1	2	2	0	0	0	0	0	0	0	0	0	4
19:15	1	0	1	2	0	0	0	0	0	0	0	0	0	4
19:30	0	1	0	2	1	0	0	0	0	0	0	0	0	4
19:45	0	1	3	0	0	0	0	0	0	0	0	0	0	4
20:00	0	3	0	2	0	0	0	0	0	0	0	0	0	5
20:15	0	0	6	1	0	0	0	0	0	0	0	0	0	7
20:30	0	0	0	0	0	0	0	0	0	0	0	0	0	0
20:45	0	0	1	1	0	0	0	0	0	0	0	0	0	2
21:00	0	0	3	0	0	0	0	0	0	0	0	0	0	3
21:15	0	1	1	2	0	0	0	0	0	0	0	0	0	4
21:30	0	0	1	0	0	0	0	0	0	0	0	0	0	1
21:45	0	0	0	0	0	0	0	0	0	0	0	0	0	0
22:00	0	0	0	0	0	0	0	0	0	0	0	0	0	0
22:15	1	0	0	0	0	1	0	0	0	0	0	0	0	2
22:30	0	0	0	1	0	0	0	0	0	0	0	0	0	1
22:45	0	0	0	1	0	0	0	0	0	0	0	0	0	1
23:00	0	0	0	0	0	0	0	0	0	0	0	0	0	0
23:15	0	0	0	0	0	0	0	0	0	0	0	0	0	0
23:30	0	0	0	1	0	0	0	0	0	0	0	0	0	1
23:45	0	0	0	0	0	0	0	0	0	0	0	0	0	0
<b>Totals</b>	<b>20</b>	<b>50</b>	<b>138</b>	<b>97</b>	<b>16</b>	<b>1</b>								<b>322</b>
% of Totals	6%	16%	43%	30%	5%	0%								100%

Directional Peak Periods	AM 7-9			NOON 12-2			PM 4-6			Off Peak Volumes		
All Classes	Volume	%		Volume	%		Volume	%		Volume	%	
	51	16%	← →	35	11%	← →	57	18%	← →	179	56%	← →

Street Name	Direction	Percentiles					
		15th	50th	Average	85th	95th	ADT
SW 50th St	Summary	18	23	23	28	30	322

# SPEED

SW 50th St E/O SW 103rd Way

Day: Thursday  
Date: 5/25/2023

City: Cooper City  
Project #: FL23\_140259\_016e

**East Bound**

Time	< 15	15 - 19	20 - 24	25 - 29	30 - 34	35 - 39	40 - 44	45 - 49	50 - 54	55 - 59	60 - 64	65 - 69	70 +	Total
00:00 AM	0	0	1	1	0	0	0	0	0	0	0	0	0	2
01:00	0	0	0	0	0	0	0	0	0	0	0	0	0	0
02:00	0	0	0	0	0	0	0	0	0	0	0	0	0	0
03:00	0	0	0	0	0	0	0	0	0	0	0	0	0	0
04:00	1	0	0	0	0	0	0	0	0	0	0	0	0	1
05:00	0	1	1	0	0	0	0	0	0	0	0	0	0	2
06:00	0	1	1	2	1	0	0	0	0	0	0	0	0	5
07:00	0	5	8	8	3	0	0	0	0	0	0	0	0	24
08:00	0	1	7	2	1	0	0	0	0	0	0	0	0	11
09:00	2	0	2	4	3	0	0	0	0	0	0	0	0	11
10:00	0	0	2	2	0	0	0	0	0	0	0	0	0	4
11:00	2	0	3	2	0	0	0	0	0	0	0	0	0	7
12:00 PM	1	1	2	6	0	0	0	0	0	0	0	0	0	10
13:00	1	1	9	0	1	0	0	0	0	0	0	0	0	12
14:00	1	0	10	3	0	0	0	0	0	0	0	0	0	14
15:00	0	0	6	8	2	0	0	0	0	0	0	0	0	16
16:00	2	2	6	11	1	0	0	0	0	0	0	0	0	22
17:00	1	3	0	5	2	0	0	0	0	0	0	0	0	11
18:00	1	1	7	4	0	0	0	0	0	0	0	0	0	13
19:00	1	2	0	5	1	0	0	0	0	0	0	0	0	9
20:00	0	3	2	2	0	0	0	0	0	0	0	0	0	7
21:00	0	0	4	2	0	0	0	0	0	0	0	0	0	6
22:00	1	0	0	2	0	0	0	0	0	0	0	0	0	3
23:00	0	0	0	1	0	0	0	0	0	0	0	0	0	1
<b>Totals</b>	<b>14</b>	<b>21</b>	<b>71</b>	<b>70</b>	<b>15</b>									<b>191</b>
<b>% of Totals</b>	<b>7%</b>	<b>11%</b>	<b>37%</b>	<b>37%</b>	<b>8%</b>									<b>100%</b>

<b>AM Volumes</b>	5	8	25	21	8	0	0	0	0	0	0	0	0	67
<b>% AM</b>	3%	4%	13%	11%	4%									35%
<b>AM Peak Hour</b>	09:00	07:00	07:00	07:00	07:00									07:00
<b>Volume</b>	2	5	8	8	3									24
<b>PM Volumes</b>	9	13	46	49	7	0	0	0	0	0	0	0	0	124
<b>% PM</b>	5%	7%	24%	26%	4%									65%
<b>PM Peak Hour</b>	16:00	17:00	14:00	16:00	15:00									16:00
<b>Volume</b>	2	3	10	11	2									22

Directional Peak Periods All Speeds	AM 7-9		NOON 12-2		PM 4-6		Off Peak Volumes	
	Volume	%	Volume	%	Volume	%	Volume	%
	35	18%	22	12%	33	17%	101	53%

Street Name	Direction	Percentiles					ADT
		15th	50th	Average	85th	95th	
SW 50th St	East Bound	18	24	24	29	32	191
SW 50th St	West Bound	17	22	22	27	29	131



# SPEED

SW 50th St E/O SW 103rd Way

Day: Thursday  
Date: 5/25/2023

City: Cooper City  
Project #: FL23\_140259\_016w

## West Bound

Time	< 15	15 - 19	20 - 24	25 - 29	30 - 34	35 - 39	40 - 44	45 - 49	50 - 54	55 - 59	60 - 64	65 - 69	70 +	Total
00:00 AM	0	0	0	0	0	0	0	0	0	0	0	0	0	0
01:00	0	0	0	0	0	0	0	0	0	0	0	0	0	0
02:00	0	0	0	0	0	0	0	0	0	0	0	0	0	0
03:00	1	0	0	0	0	0	0	0	0	0	0	0	0	1
04:00	0	0	0	0	0	0	0	0	0	0	0	0	0	0
05:00	1	0	1	0	0	0	0	0	0	0	0	0	0	2
06:00	0	3	2	0	0	0	0	0	0	0	0	0	0	5
07:00	0	0	3	7	0	0	0	0	0	0	0	0	0	10
08:00	0	1	4	1	0	0	0	0	0	0	0	0	0	6
09:00	1	1	5	2	0	0	0	0	0	0	0	0	0	9
10:00	1	0	3	2	0	0	0	0	0	0	0	0	0	6
11:00	1	1	6	2	1	0	0	0	0	0	0	0	0	11
12:00 PM	0	3	2	1	0	0	0	0	0	0	0	0	0	6
13:00	0	2	5	0	0	0	0	0	0	0	0	0	0	7
14:00	0	2	4	3	0	0	0	0	0	0	0	0	0	9
15:00	0	2	4	0	0	0	0	0	0	0	0	0	0	6
16:00	1	5	5	1	0	0	0	0	0	0	0	0	0	12
17:00	0	5	4	3	0	0	0	0	0	0	0	0	0	12
18:00	0	2	7	2	0	0	0	0	0	0	0	0	0	11
19:00	0	1	6	1	0	0	0	0	0	0	0	0	0	8
20:00	0	0	5	2	0	0	0	0	0	0	0	0	0	7
21:00	0	1	1	0	0	0	0	0	0	0	0	0	0	2
22:00	0	0	0	0	0	1	0	0	0	0	0	0	0	1
23:00	0	0	0	0	0	0	0	0	0	0	0	0	0	0
<b>Totals</b>	<b>6</b>	<b>29</b>	<b>67</b>	<b>27</b>	<b>1</b>	<b>1</b>								<b>131</b>
<b>% of Totals</b>	5%	22%	51%	21%	1%	1%								100%

<b>AM Volumes</b>	5	6	24	14	1	0	0	0	0	0	0	0	0	50
<b>% AM</b>	4%	5%	18%	11%	1%									38%
<b>AM Peak Hour</b>	03:00	06:00	11:00	07:00	11:00									11:00
<b>Volume</b>	1	3	6	7	1									11
<b>PM Volumes</b>	1	23	43	13	0	1	0	0	0	0	0	0	0	81
<b>% PM</b>	1%	18%	33%	10%		1%								62%
<b>PM Peak Hour</b>	16:00	16:00	18:00	14:00		22:00								16:00
<b>Volume</b>	1	5	7	3		1								12

Directional Peak Periods All Speeds	AM 7-9		NOON 12-2		PM 4-6		Off Peak Volumes	
	Volume	%	Volume	%	Volume	%	Volume	%
	16	↔ 12%	13	↔ 10%	24	↔ 18%	78	↔ 60%

Street Name	Direction	Percentiles					ADT
		15th	50th	Average	85th	95th	
SW 50th St	East Bound	18	24	24	29	32	191
SW 50th St	West Bound	17	22	22	27	29	131

# SPEED

SW 50th St E/O SW 103rd Way

Day: Thursday  
Date: 5/25/2023

City: Cooper City  
Project #: FL23\_140259\_016

## Summary

Time	< 15	15 - 19	20 - 24	25 - 29	30 - 34	35 - 39	40 - 44	45 - 49	50 - 54	55 - 59	60 - 64	65 - 69	70 +	Total
00:00 AM	0	0	1	1	0	0	0	0	0	0	0	0	0	2
01:00	0	0	0	0	0	0	0	0	0	0	0	0	0	0
02:00	0	0	0	0	0	0	0	0	0	0	0	0	0	0
03:00	1	0	0	0	0	0	0	0	0	0	0	0	0	1
04:00	1	0	0	0	0	0	0	0	0	0	0	0	0	1
05:00	1	1	2	0	0	0	0	0	0	0	0	0	0	4
06:00	0	4	3	2	1	0	0	0	0	0	0	0	0	10
07:00	0	5	11	15	3	0	0	0	0	0	0	0	0	34
08:00	0	2	11	3	1	0	0	0	0	0	0	0	0	17
09:00	3	1	7	6	3	0	0	0	0	0	0	0	0	20
10:00	1	0	5	4	0	0	0	0	0	0	0	0	0	10
11:00	3	1	9	4	1	0	0	0	0	0	0	0	0	18
12:00 PM	1	4	4	7	0	0	0	0	0	0	0	0	0	16
13:00	1	3	14	0	1	0	0	0	0	0	0	0	0	19
14:00	1	2	14	6	0	0	0	0	0	0	0	0	0	23
15:00	0	2	10	8	2	0	0	0	0	0	0	0	0	22
16:00	3	7	11	12	1	0	0	0	0	0	0	0	0	34
17:00	1	8	4	8	2	0	0	0	0	0	0	0	0	23
18:00	1	3	14	6	0	0	0	0	0	0	0	0	0	24
19:00	1	3	6	6	1	0	0	0	0	0	0	0	0	17
20:00	0	3	7	4	0	0	0	0	0	0	0	0	0	14
21:00	0	1	5	2	0	0	0	0	0	0	0	0	0	8
22:00	1	0	0	2	0	1	0	0	0	0	0	0	0	4
23:00	0	0	0	1	0	0	0	0	0	0	0	0	0	1
<b>Totals</b>	<b>20</b>	<b>50</b>	<b>138</b>	<b>97</b>	<b>16</b>	<b>1</b>								<b>322</b>
<b>% of Totals</b>	<b>6%</b>	<b>16%</b>	<b>43%</b>	<b>30%</b>	<b>5%</b>	<b>0%</b>								<b>100%</b>

<b>AM Volumes</b>	10	14	49	35	9	0	0	0	0	0	0	0	0	117
<b>% AM</b>	3%	4%	15%	11%	3%									36%
<b>AM Peak Hour</b>	09:00	07:00	07:00	07:00	07:00									07:00
<b>Volume</b>	3	5	11	15	3									34
<b>PM Volumes</b>	10	36	89	62	7	1	0	0	0	0	0	0	0	205
<b>% PM</b>	3%	11%	28%	19%	2%	0%								64%
<b>PM Peak Hour</b>	16:00	17:00	13:00	16:00	15:00	22:00								16:00
<b>Volume</b>	3	8	14	12	2	1								34

Directional Peak Periods All Speeds	AM 7-9		NOON 12-2		PM 4-6		Off Peak Volumes	
	Volume	%	Volume	%	Volume	%	Volume	%
	51	↔ 16%	35	↔ 11%	57	↔ 18%	179	↔ 56%

Street Name	Direction	Percentiles					ADT
		15th	50th	Average	85th	95th	
SW 50th St	Summary	18	23	23	28	30	322

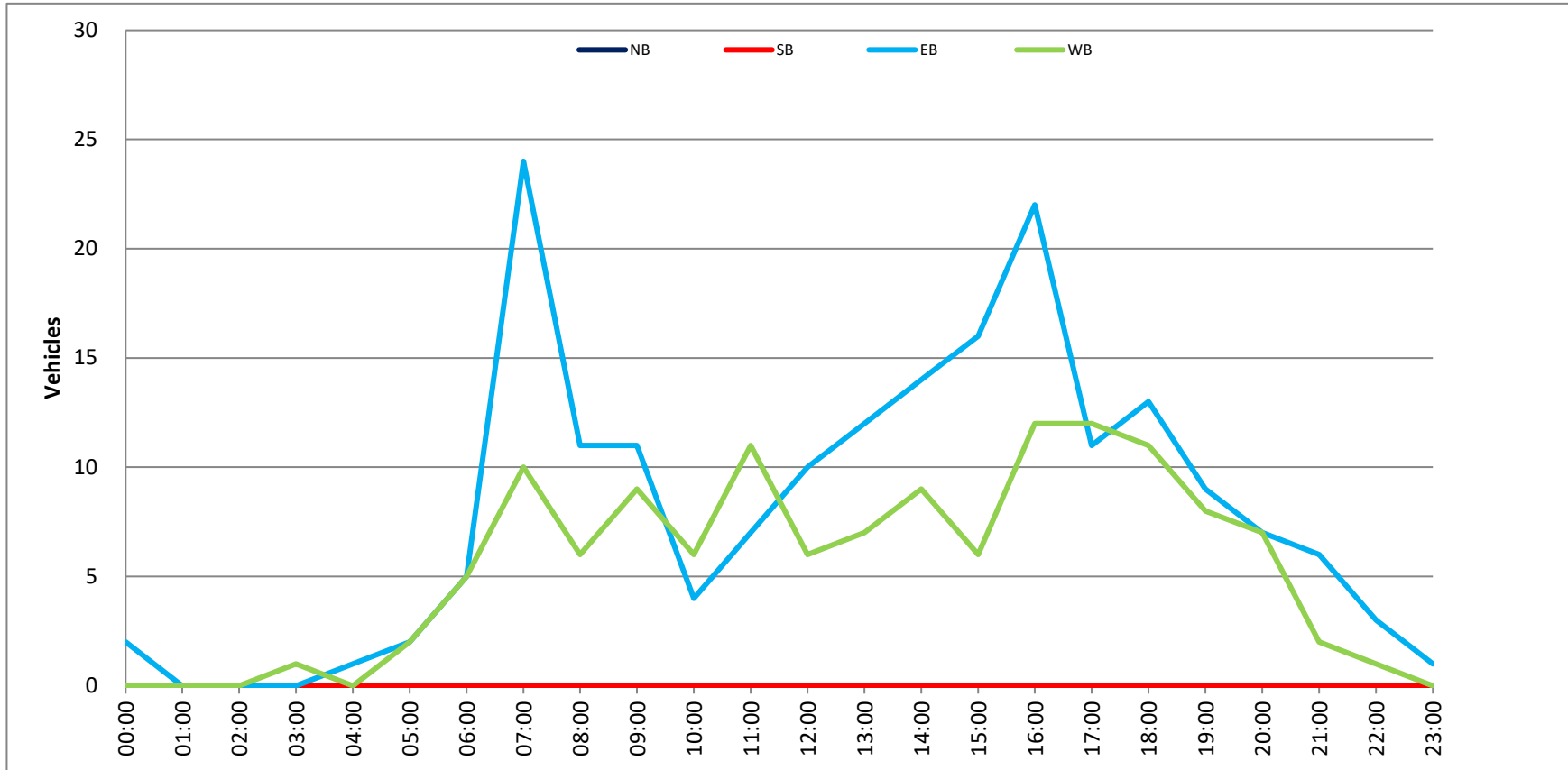
SW 50th St E/O SW 103rd Way

Day: Thursday  
 Date: 5/25/2023

City: Cooper City  
 Project #: FL23\_140259\_016

DAILY TOTALS										NB		SB		EB		WB		Total
										0	0	191	131	322				
AM Period	NB	SB	EB	WB	TOTAL	PM Period	NB	SB	EB	WB	TOTAL							
00:00	0	0	1	0	0	12:00	0	0	4	0	4							
00:15	0	0	1	0	1	12:15	0	0	1	4	5							
00:30	0	0	0	0	0	12:30	0	0	3	0	3							
00:45	0	0	2	0	2	12:45	0	0	2	10	2							
01:00	0	0	0	0	0	13:00	0	0	2	2	6							
01:15	0	0	0	0	0	13:15	0	0	3	3	6							
01:30	0	0	0	0	0	13:30	0	0	1	1	2							
01:45	0	0	0	0	0	13:45	0	0	5	12	7							
02:00	0	0	0	0	0	14:00	0	0	7	2	9							
02:15	0	0	0	0	0	14:15	0	0	2	1	3							
02:30	0	0	0	0	0	14:30	0	0	3	3	6							
02:45	0	0	0	0	0	14:45	0	0	2	14	9							
03:00	0	0	0	0	0	15:00	0	0	3	2	5							
03:15	0	0	0	0	0	15:15	0	0	5	0	5							
03:30	0	0	0	1	1	15:30	0	0	5	2	7							
03:45	0	0	0	0	0	15:45	0	0	3	16	6							
04:00	0	0	0	0	0	16:00	0	0	5	3	8							
04:15	0	0	0	0	0	16:15	0	0	4	3	7							
04:30	0	0	0	0	0	16:30	0	0	4	2	6							
04:45	0	0	1	0	1	16:45	0	0	9	22	13							
05:00	0	0	0	0	0	17:00	0	0	2	1	3							
05:15	0	0	0	0	0	17:15	0	0	2	0	2							
05:30	0	0	0	0	0	17:30	0	0	6	4	10							
05:45	0	0	2	2	4	17:45	0	0	1	11	8							
06:00	0	0	1	0	1	18:00	0	0	2	2	6							
06:15	0	0	1	1	2	18:15	0	0	3	3	5							
06:30	0	0	1	1	2	18:30	0	0	6	2	5							
06:45	0	0	2	3	5	18:45	0	0	3	13	8							
07:00	0	0	8	2	10	19:00	0	0	3	2	5							
07:15	0	0	4	3	7	19:15	0	0	3	1	4							
07:30	0	0	4	4	8	19:30	0	0	3	1	4							
07:45	0	0	4	1	5	19:45	0	0	9	4	17							
08:00	0	0	5	1	6	20:00	0	0	4	1	5							
08:15	0	0	3	2	5	20:15	0	0	3	4	7							
08:30	0	0	1	1	2	20:30	0	0	0	0	0							
08:45	0	0	2	2	4	20:45	0	0	7	2	14							
09:00	0	0	2	1	3	21:00	0	0	3	0	3							
09:15	0	0	5	2	7	21:15	0	0	3	1	4							
09:30	0	0	2	3	5	21:30	0	0	0	1	1							
09:45	0	0	2	3	5	21:45	0	0	6	0	8							
10:00	0	0	2	0	2	22:00	0	0	0	0	0							
10:15	0	0	2	1	3	22:15	0	0	1	1	2							
10:30	0	0	2	2	4	22:30	0	0	1	0	1							
10:45	0	0	4	3	7	22:45	0	0	3	0	4							
11:00	0	0	1	0	1	23:00	0	0	0	0	0							
11:15	0	0	2	3	5	23:15	0	0	0	0	0							
11:30	0	0	1	3	4	23:30	0	0	1	0	1							
11:45	0	0	7	5	12	23:45	0	0	1	0	1							
<b>TOTALS</b>			57.3%		117	<b>TOTALS</b>			60.5%		205							
<b>SPLIT %</b>					42.7%	<b>SPLIT %</b>					39.5%							
<b>DAILY TOTALS</b>										<b>NB</b>	<b>SB</b>	<b>EB</b>	<b>WB</b>	<b>Total</b>				
										0	0	191	131	322				

AM Peak Hour	07:00	06:45	06:45	16:00	17:30	16:00
AM Pk Volume	24	12	34	22	18	34
Pk Hr Factor	0.750	0.750	0.773	0.611	0.643	0.654
7 - 9 Volume	0	0	16	0	24	57
7 - 9 Peak Hour	07:00	07:00	07:00	16:00	16:00	16:00
7 - 9 Pk Volume	0	0	10	0	12	34
Pk Hr Factor	0.000	0.000	0.750	0.000	0.750	0.654
4 - 6 Volume	0	0	0	0	0	0
4 - 6 Peak Hour	07:00	07:00	07:00	16:00	16:00	16:00
4 - 6 Pk Volume	0	0	0	0	0	0
Pk Hr Factor	0.000	0.000	0.773	0.000	0.750	0.654





**SPEED**

SW 51st St Bet. SW 105th Ave & SW 104th Ave

Day: Tuesday  
Date: 5/16/2023

City: Cooper City  
Project #: FL23\_140259\_017w

**West Bound**

Time	< 15	15 - 19	20 - 24	25 - 29	30 - 34	35 - 39	40 - 44	45 - 49	50 - 54	55 - 59	60 - 64	65 - 69	70 +	Total
00:00 AM	0	0	0	0	0	0	0	0	0	0	0	0	0	0
00:15	0	0	0	0	0	0	0	0	0	0	0	0	0	0
00:30	0	0	0	0	0	0	0	0	0	0	0	0	0	0
00:45	0	0	0	0	0	0	0	0	0	0	0	0	0	0
01:00	0	0	0	0	0	0	0	0	0	0	0	0	0	0
01:15	0	0	0	0	0	0	0	0	0	0	0	0	0	0
01:30	0	0	0	0	0	0	0	0	0	0	0	0	0	0
01:45	0	0	0	0	0	0	0	0	0	0	0	0	0	0
02:00	0	0	0	0	0	0	0	0	0	0	0	0	0	0
02:15	0	0	0	0	0	0	0	0	0	0	0	0	0	0
02:30	0	0	0	0	0	0	0	0	0	0	0	0	0	0
02:45	0	0	0	0	0	0	0	0	0	0	0	0	0	0
03:00	0	0	0	0	1	0	0	0	0	0	0	0	0	1
03:15	0	0	0	0	0	0	0	0	0	0	0	0	0	0
03:30	0	0	0	1	0	0	0	0	0	0	0	0	0	1
03:45	0	0	0	0	0	0	0	0	0	0	0	0	0	0
04:00	0	1	0	0	0	0	0	0	0	0	0	0	0	1
04:15	0	0	0	0	0	0	0	0	0	0	0	0	0	0
04:30	0	0	0	0	0	0	0	0	0	0	0	0	0	0
04:45	0	0	0	0	0	0	0	0	0	0	0	0	0	0
05:00	0	0	0	1	0	0	0	0	0	0	0	0	0	1
05:15	0	0	0	0	0	0	0	0	0	0	0	0	0	0
05:30	0	0	0	0	0	0	0	0	0	0	0	0	0	0
05:45	0	0	0	0	0	0	0	0	0	0	0	0	0	0
06:00	0	0	0	0	0	0	0	0	0	0	0	0	0	0
06:15	0	1	2	2	0	0	0	0	0	0	0	0	0	5
06:30	0	0	0	2	0	0	0	0	0	0	0	0	0	2
06:45	1	1	2	1	0	0	0	0	0	0	0	0	0	5
07:00	1	1	2	1	0	0	0	0	0	0	0	0	0	5
07:15	2	0	1	2	0	0	0	0	0	0	0	0	0	5
07:30	1	1	3	0	0	0	0	0	0	0	0	0	0	5
07:45	1	2	0	0	0	0	0	0	0	0	0	0	0	3
08:00	1	0	1	0	0	0	0	0	0	0	0	0	0	2
08:15	0	0	1	0	0	0	0	0	0	0	0	0	0	0
08:30	0	0	4	1	0	0	0	0	0	0	0	0	0	5
08:45	1	1	0	0	0	0	0	0	0	0	0	0	0	2
09:00	1	0	1	0	0	0	0	0	0	0	0	0	0	2
09:15	0	1	1	1	0	0	0	0	0	0	0	0	0	3
09:30	0	0	0	0	0	0	0	0	0	0	0	0	0	0
09:45	0	1	0	0	0	0	0	0	0	0	0	0	0	1
10:00	0	2	3	0	1	0	0	0	0	0	0	0	0	6
10:15	0	1	1	0	0	0	0	0	0	0	0	0	0	2
10:30	0	0	2	0	0	0	0	0	0	0	0	0	0	2
10:45	0	0	0	1	0	0	0	0	0	0	0	0	0	1
11:00	0	2	1	1	0	0	0	0	0	0	0	0	0	4
11:15	1	1	0	2	0	0	0	0	0	0	0	0	0	4
11:30	0	0	1	1	0	0	0	0	0	0	0	0	0	2
11:45	0	0	0	0	0	0	0	0	0	0	0	0	0	0
12:00 PM	0	0	1	0	0	0	0	0	0	0	0	0	0	1
12:15	0	1	0	1	0	0	0	0	0	0	0	0	0	2
12:30	0	0	0	1	0	0	0	0	0	0	0	0	0	1
12:45	0	1	2	0	0	0	0	0	0	0	0	0	0	3
13:00	1	0	3	1	0	0	0	0	0	0	0	0	0	5
13:15	1	0	1	1	0	0	0	0	0	0	0	0	0	3
13:30	0	0	1	1	0	0	0	0	0	0	0	0	0	2
13:45	0	0	1	2	0	0	0	0	0	0	0	0	0	3
14:00	0	1	1	1	0	0	0	0	0	0	0	0	0	3
14:15	0	0	3	0	0	0	0	0	0	0	0	0	0	3
14:30	1	0	3	0	0	0	0	0	0	0	0	0	0	4
14:45	0	1	0	2	0	0	0	0	0	0	0	0	0	3
15:00	0	0	0	1	0	0	0	0	0	0	0	0	0	1
15:15	1	1	1	1	0	0	0	0	0	0	0	0	0	4
15:30	0	3	2	0	0	0	0	0	0	0	0	0	0	5
15:45	0	3	0	0	0	0	0	0	0	0	0	0	0	3
16:00	0	1	2	1	1	0	0	0	0	0	0	0	0	5
16:15	1	0	1	0	0	0	0	0	0	0	0	0	0	3
16:30	0	0	1	2	2	0	0	0	0	0	0	0	0	5
16:45	1	0	1	0	0	0	0	0	0	0	0	0	0	2
17:00	0	0	2	1	0	0	0	0	0	0	0	0	0	3
17:15	0	1	0	3	0	0	0	0	0	0	0	0	0	4
17:30	1	1	3	0	0	0	0	0	0	0	0	0	0	5
17:45	0	1	0	0	0	0	0	0	0	0	0	0	0	1
18:00	0	1	2	0	1	0	0	0	0	0	0	0	0	4
18:15	0	0	0	2	0	0	0	0	0	0	0	0	0	2
18:30	0	1	1	0	0	1	0	0	0	0	0	0	0	3
18:45	0	0	0	0	0	0	0	0	0	0	0	0	0	0
19:00	1	0	1	1	2	1	0	0	0	0	0	0	0	5
19:15	0	0	1	0	0	0	0	0	0	0	0	0	0	1
19:30	0	0	1	0	0	0	0	0	0	0	0	0	0	1
19:45	1	2	2	2	0	0	0	0	0	0	0	0	0	7
20:00	1	0	0	0	0	0	0	0	0	0	0	0	0	1
20:15	0	0	1	0	1	0	0	0	0	0	0	0	0	2
20:30	0	0	0	1	3	0	0	0	0	0	0	0	0	4
20:45	0	1	1	1	0	0	0	0	0	0	0	0	0	3
21:00	1	0	1	0	0	0	0	0	0	0	0	0	0	2
21:15	1	1	1	0	0	0	0	0	0	0	0	0	0	3
21:30	0	0	1	0	0	0	0	0	0	0	0	0	0	1
21:45	0	0	0	0	0	0	0	0	0	0	0	0	0	0
22:00	0	0	0	0	0	0	0	0	0	0	0	0	0	0
22:15	0	0	2	0	0	0	0	0	0	0	0	0	0	2
22:30	0	0	0	0	0	0	0	0	0	0	0	0	0	0
22:45	0	0	0	1	0	0	0	0	0	0	0	0	0	1
23:00	0	0	0	0	0	0	0	0	0	0	0	0	0	0
23:15	0	0	0	0	0	0	0	0	0	0	0	0	0	0
23:30	0	0	0	0	0	0	0	0	0	0	0	0	0	0
23:45	0	0	0	0	0	0	0	0	0	0	0	0	0	0
<b>Totals</b>	<b>22</b>	<b>37</b>	<b>73</b>	<b>43</b>	<b>10</b>	<b>1</b>								<b>186</b>
<b>% of Totals</b>	<b>12%</b>	<b>20%</b>	<b>39%</b>	<b>23%</b>	<b>5%</b>	<b>1%</b>								<b>100%</b>

AM Volumes	10	15	20	25	30	35	40	45	50	55	60	65	70		
% AM	5%	9%	15%	8%	1%								38%		
AM Peak Hour	06:45	07:00	06:15	10:45	02:15								06:45		
Volume	5	4	11	3	1								29		
PM Volumes	12	21	40	28	9	1							130		
% PM	6%	11%	25%	15%	4%	1%							62%		
PM Peak Hour	12:30	15:15	18:45	16:30	17:45								15:15		
Volume	2	8	21	3	4	1							17		
Directional Peak Periods		AM 7-9				NOON 12-2				PM 4-6				Off Peak Volumes	
All Classes	Volume	27				20				28				111	
	%	15%				11%				15%				60%	

Street Name	Direction	Percentiles					
		15th	50th	Average	85th	95th	ADT
SW 51st St	East Bound	18	24	24	30	34	185
SW 51st St	West Bound	16	22	22	28	31	186

Summary

Time	< 15	15 - 19	20 - 24	25 - 29	30 - 34	35 - 39	40 - 44	45 - 49	50 - 54	55 - 59	60 - 64	65 - 69	70 +	Total
00:00 AM	0	0	0	0	0	0	0	0	0	0	0	0	0	0
00:15	0	0	0	0	0	0	0	0	0	0	0	0	0	0
00:30	0	0	0	0	0	0	0	0	0	0	0	0	0	0
00:45	0	0	0	0	0	0	0	0	0	0	0	0	0	0
01:00	0	0	0	0	0	0	0	0	0	0	0	0	0	0
01:15	0	0	0	0	0	0	0	0	0	0	0	0	0	0
01:30	0	0	0	0	0	0	0	0	0	0	0	0	0	0
01:45	0	0	0	0	0	0	0	0	0	0	0	0	0	0
02:00	0	0	0	0	0	0	0	0	0	0	0	0	0	0
02:15	0	0	0	0	0	0	0	0	0	0	0	0	0	0
02:30	0	0	0	0	0	0	0	0	0	0	0	0	0	0
02:45	0	0	0	0	0	0	0	0	0	0	0	0	0	0
03:00	0	0	0	0	1	0	0	0	0	0	0	0	0	1
03:15	0	0	0	0	0	0	0	0	0	0	0	0	0	0
03:30	0	0	0	1	0	0	0	0	0	0	0	0	0	1
03:45	0	0	0	0	0	0	0	0	0	0	0	0	0	0
04:00	1	1	0	0	0	0	0	0	0	0	0	0	0	2
04:15	0	0	0	0	0	0	0	0	0	0	0	0	0	0
04:30	0	0	0	0	0	0	0	0	0	0	0	0	0	0
04:45	0	0	0	0	1	0	0	0	0	0	0	0	0	1
05:00	0	0	0	1	0	0	0	0	0	0	0	0	0	1
05:15	0	0	0	0	0	0	0	0	0	0	0	0	0	0
05:30	0	0	1	1	0	0	0	0	0	0	0	0	0	2
05:45	0	0	1	2	0	0	0	0	0	0	0	0	0	3
06:00	0	1	1	0	0	0	0	0	0	0	0	0	0	2
06:15	0	1	2	4	1	0	0	0	0	0	0	0	0	8
06:30	1	1	3	2	1	0	0	0	0	0	0	0	0	8
06:45	1	1	2	1	2	1	0	0	0	0	0	0	0	8
07:00	1	2	4	1	1	0	0	0	0	0	0	0	0	9
07:15	3	0	3	3	0	0	0	0	0	0	0	0	0	9
07:30	1	2	4	4	0	0	0	0	0	0	0	0	0	11
07:45	2	2	2	1	1	0	0	0	0	0	0	0	0	8
08:00	1	2	2	0	0	0	0	0	0	0	0	0	0	6
08:15	0	0	1	1	0	0	0	0	0	0	0	0	0	2
08:30	0	1	4	2	0	0	0	0	0	0	0	0	0	7
08:45	1	1	1	0	0	0	0	0	0	0	0	0	0	3
09:00	1	1	3	0	0	0	0	0	0	0	0	0	0	5
09:15	0	1	3	2	1	0	0	0	0	0	0	0	0	7
09:30	0	0	2	0	0	0	0	0	0	0	0	0	0	4
09:45	0	1	2	0	0	0	0	0	0	0	0	0	0	3
10:00	0	2	3	0	1	0	0	0	0	0	0	0	0	6
10:15	1	1	2	1	0	0	0	0	0	0	0	0	0	5
10:30	0	0	4	0	0	0	0	0	0	0	0	0	0	4
10:45	0	0	0	0	2	0	0	0	0	0	0	0	0	2
11:00	1	3	5	1	0	0	0	0	0	0	0	0	0	10
11:15	1	1	0	2	1	1	0	0	0	0	0	0	0	6
11:30	0	0	1	2	0	0	0	0	0	0	0	0	0	3
11:45	0	1	3	0	2	0	0	0	0	0	0	0	0	6
12:00 PM	0	1	1	0	0	0	0	0	0	0	0	0	0	2
12:15	0	1	2	1	1	0	0	0	0	0	0	0	0	5
12:30	0	0	0	2	1	0	0	0	0	0	0	0	0	3
12:45	2	2	2	2	1	0	0	0	0	0	0	0	0	9
13:00	1	1	3	1	0	0	0	0	0	0	0	0	0	6
13:15	2	0	1	4	0	0	0	0	0	0	0	0	0	7
13:30	0	0	1	1	0	0	0	0	0	0	0	0	0	2
13:45	0	1	5	3	1	0	0	0	0	0	0	0	0	10
14:00	0	1	1	3	0	0	0	0	0	0	0	0	0	5
14:15	1	0	3	1	0	1	0	0	0	0	0	0	0	6
14:30	2	0	4	1	0	0	0	0	0	0	0	0	0	7
14:45	0	1	2	4	0	0	0	0	0	0	0	0	0	7
15:00	0	0	0	1	1	0	0	0	0	0	0	0	0	2
15:15	1	2	1	2	0	0	0	0	0	0	0	0	0	6
15:30	0	3	4	2	0	0	0	0	0	0	0	0	0	9
15:45	0	3	1	2	0	0	0	0	0	0	0	0	0	6
16:00	0	2	3	2	1	0	0	0	0	0	0	0	0	8
16:15	0	2	0	2	1	0	0	0	0	0	0	0	0	6
16:30	0	1	3	3	2	0	0	0	0	0	0	0	0	9
16:45	2	0	2	1	1	1	0	0	0	0	0	0	0	7
17:00	0	0	3	1	1	0	0	0	0	0	0	0	0	5
17:15	0	2	2	4	0	0	0	0	0	0	0	0	0	8
17:30	1	1	3	0	0	0	0	0	0	0	0	0	0	5
17:45	0	1	0	0	2	0	0	0	0	0	0	0	0	3
18:00	0	1	3	1	1	0	0	0	0	0	0	0	0	6
18:15	0	1	0	2	0	0	0	0	0	0	0	0	0	3
18:30	0	1	1	0	0	1	0	0	0	0	0	0	0	3
18:45	0	0	1	0	0	0	0	0	0	0	0	0	0	1
19:00	1	3	2	3	2	0	0	0	0	0	0	0	0	11
19:15	1	1	3	1	1	0	0	0	0	0	0	0	0	7
19:30	0	0	1	1	0	0	0	0	0	0	0	0	0	2
19:45	1	2	3	2	0	0	0	0	0	0	0	0	0	8
20:00	1	0	0	2	0	0	0	0	0	0	0	0	0	3
20:15	0	0	3	2	1	0	0	0	0	0	0	0	0	6
20:30	0	0	1	1	4	0	0	0	0	0	0	0	0	5
20:45	0	1	1	1	0	0	0	0	0	0	0	0	0	3
21:00	1	1	1	0	0	0	0	0	0	0	0	0	0	3
21:15	1	1	3	2	1	0	0	0	0	0	0	0	0	8
21:30	0	0	1	0	0	0	0	0	0	0	0	0	0	1
21:45	0	0	0	0	0	0	0	0	0	0	0	0	0	0
22:00	0	0	0	0	0	0	0	0	0	0	0	0	0	0
22:15	0	0	2	0	0	0	0	0	0	0	0	0	0	2
22:30	0	0	0	0	0	0	0	0	0	0	0	0	0	0
22:45	0	0	0	1	0	0	0	0	0	0	0	0	0	1
23:00	0	0	0	0	0	0	0	0	0	0	0	0	0	0
23:15	0	0	0	0	0	0	0	0	0	0	0	0	0	0
23:30	0	0	0	0	0	0	0	0	0	0	0	0	0	0
23:45	0	0	0	0	0	0	0	0	0	0	0	0	0	0
<b>Totals</b>	<b>36</b>	<b>62</b>	<b>136</b>	<b>102</b>	<b>30</b>	<b>5</b>								<b>371</b>
% of Totals	10%	17%	37%	27%	8%	1%								100%

Directional Peak Periods	AM 7-9		NOON 12-2		PM 4-6		Off Peak Volumes	
All Classes	Volume	%	Volume	%	Volume	%	Volume	%
	55	15%	44	12%	51	14%	221	60%

Street Name	Direction	15th	50th	Average	85th	95th	ADT
SW 51st St	Summary	17	23	23	29	33	371

# SPEED

SW 51st St Bet. SW 105th Ave & SW 104th Ave

Day: Tuesday  
Date: 5/16/2023

City: Cooper City  
Project #: FL23\_140259\_017e

## East Bound

Time	< 15	15 - 19	20 - 24	25 - 29	30 - 34	35 - 39	40 - 44	45 - 49	50 - 54	55 - 59	60 - 64	65 - 69	70 +	Total
00:00 AM	0	0	0	0	0	0	0	0	0	0	0	0	0	0
01:00	0	0	0	0	0	0	0	0	0	0	0	0	0	0
02:00	0	0	1	0	0	0	0	0	0	0	0	0	0	1
03:00	0	0	0	0	0	0	0	0	0	0	0	0	0	0
04:00	1	0	0	0	1	0	0	0	0	0	0	0	0	2
05:00	0	0	2	3	0	0	0	0	0	0	0	0	0	5
06:00	1	2	2	4	4	1	0	0	0	0	0	0	0	14
07:00	2	2	7	6	2	0	0	0	0	0	0	0	0	19
08:00	0	4	3	2	0	0	0	0	0	0	0	0	0	9
09:00	0	1	8	3	1	0	0	0	0	0	0	0	0	13
10:00	1	0	3	2	1	0	0	0	0	0	0	0	0	7
11:00	1	2	7	1	3	1	0	0	0	0	0	0	0	15
12:00 PM	2	2	2	4	2	0	0	0	0	0	0	0	0	12
13:00	1	2	4	4	1	0	0	0	0	0	0	0	0	12
14:00	2	0	3	6	0	1	0	0	0	0	0	0	0	12
15:00	0	1	3	6	0	0	0	0	0	0	0	0	0	10
16:00	2	2	5	4	1	1	0	0	0	0	0	0	0	15
17:00	0	1	3	3	1	0	0	0	0	0	0	0	0	8
18:00	0	1	2	1	0	0	0	0	0	0	0	0	0	4
19:00	1	4	4	3	2	0	0	0	0	0	0	0	0	14
20:00	0	0	2	5	0	0	0	0	0	0	0	0	0	7
21:00	0	1	2	2	1	0	0	0	0	0	0	0	0	6
22:00	0	0	0	0	0	0	0	0	0	0	0	0	0	0
23:00	0	0	0	0	0	0	0	0	0	0	0	0	0	0
<b>Totals</b>	<b>14</b>	<b>25</b>	<b>63</b>	<b>59</b>	<b>20</b>	<b>4</b>								<b>185</b>
<b>% of Totals</b>	<b>8%</b>	<b>14%</b>	<b>34%</b>	<b>32%</b>	<b>11%</b>	<b>2%</b>								<b>100%</b>

<b>AM Volumes</b>	6	11	33	21	12	2	0	0	0	0	0	0	0	85
<b>% AM</b>	3%	6%	18%	11%	6%	1%								46%
<b>AM Peak Hour</b>	07:00	08:00	09:00	07:00	06:00	06:00								07:00
<b>Volume</b>	2	4	8	6	4	1								19
<b>PM Volumes</b>	8	14	30	38	8	2	0	0	0	0	0	0	0	100
<b>% PM</b>	4%	8%	16%	21%	4%	1%								54%
<b>PM Peak Hour</b>	12:00	19:00	16:00	14:00	12:00	14:00								16:00
<b>Volume</b>	2	4	5	6	2	1								15

Directional Peak Periods All Speeds	AM 7-9		NOON 12-2		PM 4-6		Off Peak Volumes	
	Volume	%	Volume	%	Volume	%	Volume	%
	28	↔ 15%	24	↔ 13%	23	↔ 12%	110	↔ 59%

Street Name	Direction	Percentiles					ADT
		15th	50th	Average	85th	95th	
SW 51st St	East Bound	18	24	24	30	34	185
SW 51st St	West Bound	16	22	22	28	31	186



# SPEED

SW 51st St Bet. SW 105th Ave & SW 104th Ave

Day: Tuesday  
Date: 5/16/2023

City: Cooper City  
Project #: FL23\_140259\_017w

## West Bound

Time	< 15	15 - 19	20 - 24	25 - 29	30 - 34	35 - 39	40 - 44	45 - 49	50 - 54	55 - 59	60 - 64	65 - 69	70 +	Total
00:00 AM	0	0	0	0	0	0	0	0	0	0	0	0	0	0
01:00	0	0	0	0	0	0	0	0	0	0	0	0	0	0
02:00	0	0	0	0	0	0	0	0	0	0	0	0	0	0
03:00	0	0	0	1	1	0	0	0	0	0	0	0	0	2
04:00	0	1	0	0	0	0	0	0	0	0	0	0	0	1
05:00	0	0	0	1	0	0	0	0	0	0	0	0	0	1
06:00	1	2	6	3	0	0	0	0	0	0	0	0	0	12
07:00	5	4	6	3	0	0	0	0	0	0	0	0	0	18
08:00	2	1	5	1	0	0	0	0	0	0	0	0	0	9
09:00	1	2	2	1	0	0	0	0	0	0	0	0	0	6
10:00	0	3	6	1	1	0	0	0	0	0	0	0	0	11
11:00	1	3	2	4	0	0	0	0	0	0	0	0	0	10
12:00 PM	0	2	3	1	1	0	0	0	0	0	0	0	0	7
13:00	2	0	6	5	0	0	0	0	0	0	0	0	0	13
14:00	1	2	7	3	0	0	0	0	0	0	0	0	0	13
15:00	1	7	4	1	0	0	0	0	0	0	0	0	0	13
16:00	2	1	5	3	4	0	0	0	0	0	0	0	0	15
17:00	1	3	5	4	0	0	0	0	0	0	0	0	0	13
18:00	0	2	3	2	1	1	0	0	0	0	0	0	0	9
19:00	2	2	5	4	1	0	0	0	0	0	0	0	0	14
20:00	1	1	3	4	1	0	0	0	0	0	0	0	0	10
21:00	2	1	3	0	0	0	0	0	0	0	0	0	0	6
22:00	0	0	2	1	0	0	0	0	0	0	0	0	0	3
23:00	0	0	0	0	0	0	0	0	0	0	0	0	0	0
<b>Totals</b>	<b>22</b>	<b>37</b>	<b>73</b>	<b>43</b>	<b>10</b>	<b>1</b>								<b>186</b>
<b>% of Totals</b>	12%	20%	39%	23%	5%	1%								100%

<b>AM Volumes</b>	10	16	27	15	2	0	0	0	0	0	0	0	0	70
<b>% AM</b>	5%	9%	15%	8%	1%									38%
<b>AM Peak Hour</b>	07:00	07:00	06:00	11:00	03:00									07:00
<b>Volume</b>	5	4	6	4	1									18
<b>PM Volumes</b>	12	21	46	28	8	1	0	0	0	0	0	0	0	116
<b>% PM</b>	6%	11%	25%	15%	4%	1%								62%
<b>PM Peak Hour</b>	13:00	15:00	14:00	13:00	16:00	18:00								16:00
<b>Volume</b>	2	7	7	5	4	1								15

Directional Peak Periods All Speeds	AM 7-9		NOON 12-2		PM 4-6		Off Peak Volumes	
	Volume	%	Volume	%	Volume	%	Volume	%
	27	↔ 15%	20	↔ 11%	28	↔ 15%	111	↔ 60%

Street Name	Direction	Percentiles					ADT
		15th	50th	Average	85th	95th	
SW 51st St	East Bound	18	24	24	30	34	185
SW 51st St	West Bound	16	22	22	28	31	186

# SPEED

SW 51st St Bet. SW 105th Ave & SW 104th Ave

Day: Tuesday  
Date: 5/16/2023

City: Cooper City  
Project #: FL23\_140259\_017

## Summary

Time	< 15	15 - 19	20 - 24	25 - 29	30 - 34	35 - 39	40 - 44	45 - 49	50 - 54	55 - 59	60 - 64	65 - 69	70 +	Total
00:00 AM	0	0	0	0	0	0	0	0	0	0	0	0	0	0
01:00	0	0	0	0	0	0	0	0	0	0	0	0	0	0
02:00	0	0	1	0	0	0	0	0	0	0	0	0	0	1
03:00	0	0	0	1	1	0	0	0	0	0	0	0	0	2
04:00	1	1	0	0	1	0	0	0	0	0	0	0	0	3
05:00	0	0	2	4	0	0	0	0	0	0	0	0	0	6
06:00	2	4	8	7	4	1	0	0	0	0	0	0	0	26
07:00	7	6	13	9	2	0	0	0	0	0	0	0	0	37
08:00	2	5	8	3	0	0	0	0	0	0	0	0	0	18
09:00	1	3	10	4	1	0	0	0	0	0	0	0	0	19
10:00	1	3	9	3	2	0	0	0	0	0	0	0	0	18
11:00	2	5	9	5	3	1	0	0	0	0	0	0	0	25
12:00 PM	2	4	5	5	3	0	0	0	0	0	0	0	0	19
13:00	3	2	10	9	1	0	0	0	0	0	0	0	0	25
14:00	3	2	10	9	0	1	0	0	0	0	0	0	0	25
15:00	1	8	7	7	0	0	0	0	0	0	0	0	0	23
16:00	4	3	10	7	5	1	0	0	0	0	0	0	0	30
17:00	1	4	8	7	1	0	0	0	0	0	0	0	0	21
18:00	0	3	5	3	1	1	0	0	0	0	0	0	0	13
19:00	3	6	9	7	3	0	0	0	0	0	0	0	0	28
20:00	1	1	5	9	1	0	0	0	0	0	0	0	0	17
21:00	2	2	5	2	1	0	0	0	0	0	0	0	0	12
22:00	0	0	2	1	0	0	0	0	0	0	0	0	0	3
23:00	0	0	0	0	0	0	0	0	0	0	0	0	0	0
<b>Totals</b>	<b>36</b>	<b>62</b>	<b>136</b>	<b>102</b>	<b>30</b>	<b>5</b>								<b>371</b>
<b>% of Totals</b>	10%	17%	37%	27%	8%	1%								100%

<b>AM Volumes</b>	16	27	60	36	14	2	0	0	0	0	0	0	0	155
<b>% AM</b>	4%	7%	16%	10%	4%	1%								42%
<b>AM Peak Hour</b>	07:00	07:00	07:00	07:00	06:00	06:00								07:00
<b>Volume</b>	7	6	13	9	4	1								37
<b>PM Volumes</b>	20	35	76	66	16	3	0	0	0	0	0	0	0	216
<b>% PM</b>	5%	9%	20%	18%	4%	1%								58%
<b>PM Peak Hour</b>	16:00	15:00	13:00	13:00	16:00	14:00								16:00
<b>Volume</b>	4	8	10	9	5	1								30
<b>Directional Peak Periods All Speeds</b>			<b>AM 7-9</b>				<b>NOON 12-2</b>				<b>PM 4-6</b>		<b>Off Peak Volumes</b>	
			Volume	↔	%	Volume	↔	%	Volume	↔	%	Volume	↔	%
			55		15%	44		12%	51		14%	221		60%

Street Name	Direction	Percentiles					ADT
		15th	50th	Average	85th	95th	
SW 51st St	Summary	17	23	23	29	33	371

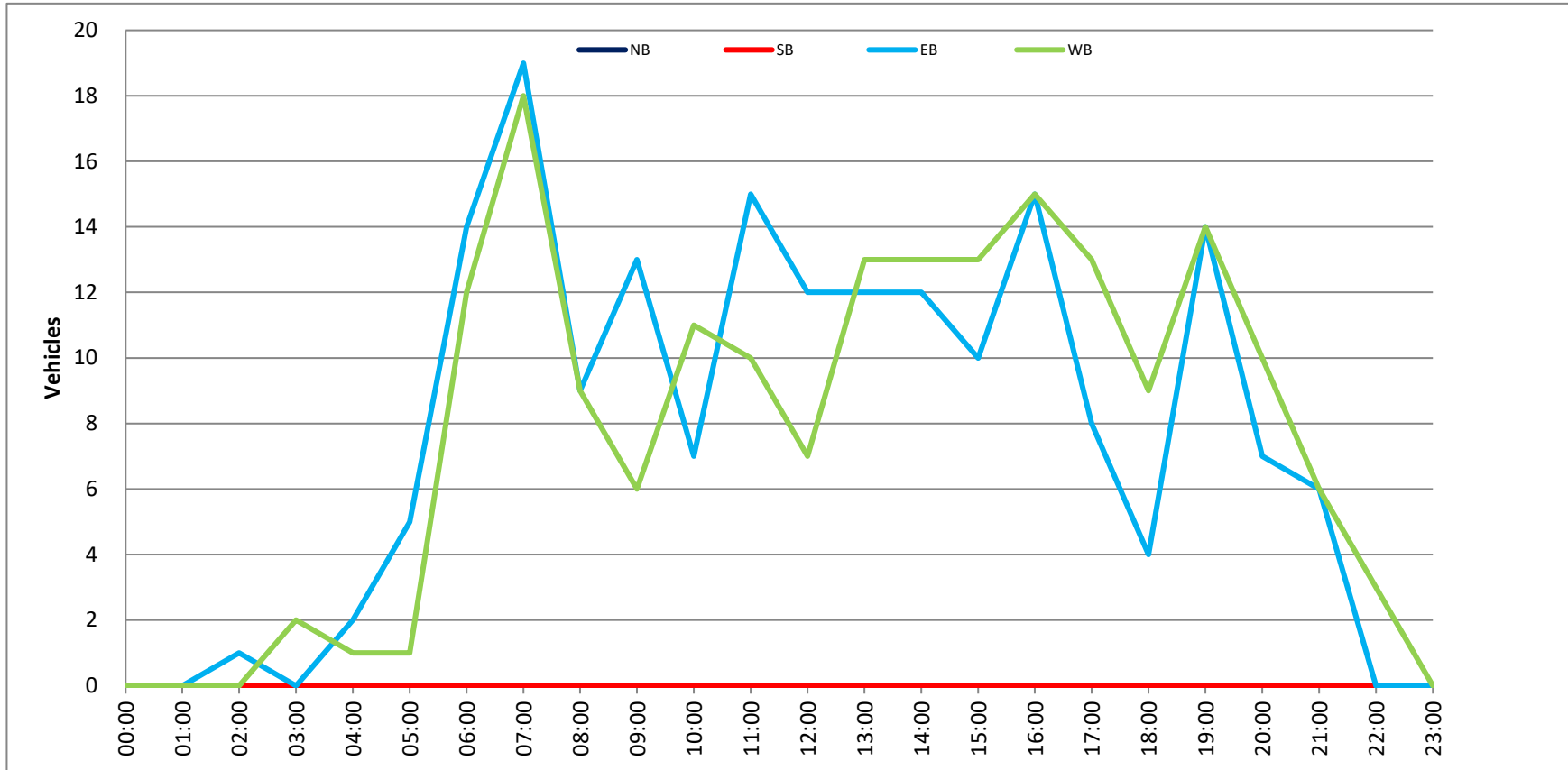
**VOLUME**

SW 51st St Bet. SW 105th Ave & SW 104th Ave

Day: Tuesday  
Date: 5/16/2023

City: Cooper City  
Project #: FL23\_140259\_017

DAILY TOTALS										NB		SB		TOTAL		EB		WB		TOTAL							
										0	0			185	186			371									
AM Period	NB	SB	EB	WB	TOTAL	PM Period	NB	SB	EB	WB	TOTAL	NB	SB	EB	WB	TOTAL	NB	SB	EB	WB	TOTAL						
00:00	0	0	0	0	0	12:00	0	0	0	0	12:00	0	0	1	1	2	0	0	0	0	2						
00:15	0	0	0	0	0	12:15	0	0	0	0	12:15	0	0	3	3	5	0	0	0	0	5						
00:30	0	0	0	0	0	12:30	0	0	0	0	12:30	0	0	2	2	3	0	0	0	0	3						
00:45	0	0	0	0	0	12:45	0	0	0	0	12:45	0	0	6	12	9	0	0	0	0	19						
01:00	0	0	0	0	0	13:00	0	0	0	0	13:00	0	0	1	5	6	0	0	0	0	6						
01:15	0	0	0	0	0	13:15	0	0	0	0	13:15	0	0	4	3	7	0	0	0	0	7						
01:30	0	0	0	0	0	13:30	0	0	0	0	13:30	0	0	0	2	2	0	0	0	0	2						
01:45	0	0	0	0	0	13:45	0	0	0	0	13:45	0	0	7	12	10	0	0	0	0	25						
02:00	0	0	0	0	0	14:00	0	0	0	0	14:00	0	0	2	3	5	0	0	0	0	5						
02:15	0	0	1	0	1	14:15	0	0	0	0	14:15	0	0	3	3	6	0	0	0	0	6						
02:30	0	0	0	0	0	14:30	0	0	0	0	14:30	0	0	3	4	7	0	0	0	0	7						
02:45	0	0	0	1	1	14:45	0	0	0	0	14:45	0	0	4	12	16	0	0	0	0	25						
03:00	0	0	0	0	0	15:00	0	0	0	0	15:00	0	0	1	4	5	0	0	0	0	2						
03:15	0	0	0	0	0	15:15	0	0	0	0	15:15	0	0	2	4	6	0	0	0	0	6						
03:30	0	0	0	1	1	15:30	0	0	0	0	15:30	0	0	4	5	9	0	0	0	0	9						
03:45	0	0	0	0	0	15:45	0	0	0	0	15:45	0	0	3	10	13	0	0	0	0	23						
04:00	0	0	1	1	2	16:00	0	0	0	0	16:00	0	0	3	3	6	0	0	0	0	8						
04:15	0	0	0	0	0	16:15	0	0	0	0	16:15	0	0	3	3	6	0	0	0	0	6						
04:30	0	0	0	0	0	16:30	0	0	0	0	16:30	0	0	4	5	9	0	0	0	0	9						
04:45	0	0	1	2	3	16:45	0	0	0	0	16:45	0	0	5	15	20	0	0	0	0	30						
05:00	0	0	0	1	1	17:00	0	0	0	0	17:00	0	0	2	2	4	0	0	0	0	5						
05:15	0	0	0	0	0	17:15	0	0	0	0	17:15	0	0	4	4	8	0	0	0	0	8						
05:30	0	0	0	0	0	17:30	0	0	0	0	17:30	0	0	0	5	5	0	0	0	0	5						
05:45	0	0	0	0	0	17:45	0	0	0	0	17:45	0	0	2	8	10	0	0	0	0	21						
06:00	0	0	2	0	2	18:00	0	0	0	0	18:00	0	0	2	4	6	0	0	0	0	6						
06:15	0	0	3	5	8	18:15	0	0	0	0	18:15	0	0	1	2	3	0	0	0	0	3						
06:30	0	0	6	2	8	18:30	0	0	0	0	18:30	0	0	4	3	7	0	0	0	0	3						
06:45	0	0	3	5	8	18:45	0	0	0	0	18:45	0	0	1	4	5	0	0	0	0	13						
07:00	0	0	4	5	9	19:00	0	0	0	0	19:00	0	0	6	5	11	0	0	0	0	11						
07:15	0	0	4	5	9	19:15	0	0	0	0	19:15	0	0	6	1	7	0	0	0	0	7						
07:30	0	0	6	5	11	19:30	0	0	0	0	19:30	0	0	1	1	2	0	0	0	0	2						
07:45	0	0	5	19	24	19:45	0	0	0	0	19:45	0	0	1	14	15	0	0	0	0	28						
08:00	0	0	4	2	6	20:00	0	0	0	0	20:00	0	0	2	2	4	0	0	0	0	3						
08:15	0	0	2	0	2	20:15	0	0	0	0	20:15	0	0	4	2	6	0	0	0	0	6						
08:30	0	0	2	5	7	20:30	0	0	0	0	20:30	0	0	1	4	5	0	0	0	0	5						
08:45	0	0	1	9	10	20:45	0	0	0	0	20:45	0	0	0	7	7	0	0	0	0	17						
09:00	0	0	3	2	5	21:00	0	0	0	0	21:00	0	0	1	2	3	0	0	0	0	3						
09:15	0	0	4	3	7	21:15	0	0	0	0	21:15	0	0	5	3	8	0	0	0	0	8						
09:30	0	0	4	0	4	21:30	0	0	0	0	21:30	0	0	0	1	1	0	0	0	0	1						
09:45	0	0	2	13	19	21:45	0	0	0	0	21:45	0	0	6	0	6	0	0	0	0	12						
10:00	0	0	0	6	6	22:00	0	0	0	0	22:00	0	0	0	0	0	0	0	0	0	0						
10:15	0	0	3	2	5	22:15	0	0	0	0	22:15	0	0	0	2	2	0	0	0	0	2						
10:30	0	0	2	2	4	22:30	0	0	0	0	22:30	0	0	0	0	0	0	0	0	0	0						
10:45	0	0	2	7	9	22:45	0	0	0	0	22:45	0	0	0	1	1	0	0	0	0	3						
11:00	0	0	6	4	10	23:00	0	0	0	0	23:00	0	0	0	0	0	0	0	0	0	0						
11:15	0	0	2	4	6	23:15	0	0	0	0	23:15	0	0	0	0	0	0	0	0	0	0						
11:30	0	0	1	2	3	23:30	0	0	0	0	23:30	0	0	0	0	0	0	0	0	0	0						
11:45	0	0	6	15	21	23:45	0	0	0	0	23:45	0	0	0	0	0	0	0	0	0	0						
TOTALS	85					70	155					TOTALS					100					116	216				
SPLIT %	54.8%					45.2%	41.8%					SPLIT %					46.3%					53.7%	58.2%				
DAILY TOTALS										NB		SB		TOTAL		EB		WB		TOTAL							
										0	0	185		186		371											
AM Peak Hour	07:00				06:45	06:45				PM Peak Hour				13:45				15:15	16:00								
AM Pk Volume	19				37	20				PM Pk Volume				15				17	30								
Pk Hr Factor	0.792				1.000	0.841				PK Hr Factor				0.536				0.850	0.833								
7 - 9 Volume	0				0	0				4 - 6 Volume				0				0	28								
7 - 9 Peak Hour	07:00				07:00	07:00				4 - 6 Peak Hour				16:00				16:00	16:00								
7 - 9 Pk Volume	0				19	18				4 - 6 Pk Volume				0				15	15								
Pk Hr Factor	0.999				0.990	0.900				PK Hr Factor				0.990				0.999	0.833								



Time	< 15	15 - 19	20 - 24	25 - 29	30 - 34	35 - 39	40 - 44	45 - 49	50 - 54	55 - 59	60 - 64	65 - 69	70 +	Total
00:00 AM	0	0	0	0	0	0	0	0	0	0	0	0	0	0
00:15	0	0	0	0	0	0	0	0	0	0	0	0	0	0
00:30	0	0	1	0	0	0	0	0	0	0	0	0	0	1
00:45	0	0	0	0	0	0	0	0	0	0	0	0	0	0
01:00	0	0	0	0	0	0	0	0	0	0	0	0	0	0
01:15	0	0	0	0	0	0	0	0	0	0	0	0	0	0
01:30	0	0	0	0	0	0	0	0	0	0	0	0	0	0
01:45	0	0	0	0	0	0	0	0	0	0	0	0	0	0
02:00	0	0	0	0	0	0	0	0	0	0	0	0	0	0
02:15	0	0	0	1	0	0	0	0	0	0	0	0	0	1
02:30	0	0	0	0	0	0	0	0	0	0	0	0	0	0
02:45	0	0	0	0	0	0	0	0	0	0	0	0	0	0
03:00	0	0	0	0	0	0	0	0	0	0	0	0	0	0
03:15	0	0	0	0	0	0	0	0	0	0	0	0	0	0
03:30	0	0	0	0	0	0	0	0	0	0	0	0	0	0
03:45	0	0	0	0	0	0	0	0	0	0	0	0	0	0
04:00	0	0	0	0	0	0	0	0	0	0	0	0	0	0
04:15	0	0	1	0	0	0	0	0	0	0	0	0	0	1
04:30	0	0	0	0	0	0	0	0	0	0	0	0	0	0
04:45	0	0	0	1	0	0	0	0	0	0	0	0	0	1
05:00	0	0	0	0	0	0	0	0	0	0	0	0	0	0
05:15	0	0	0	0	2	0	0	0	0	0	0	0	0	2
05:30	0	0	2	0	0	0	0	0	0	0	0	0	0	2
05:45	1	1	0	3	2	0	0	0	0	0	0	0	0	7
06:00	1	0	2	0	0	0	0	0	0	0	0	0	0	3
06:15	0	0	0	4	0	0	0	0	0	0	0	0	0	4
06:30	0	0	0	2	1	1	0	0	0	0	0	0	0	4
06:45	0	1	0	0	1	1	0	0	0	0	0	0	0	3
07:00	0	0	0	1	0	0	0	0	0	0	0	0	0	1
07:15	0	0	1	1	0	0	0	0	0	0	0	0	0	2
07:30	0	0	2	4	1	0	0	0	0	0	0	0	0	7
07:45	0	1	1	0	1	0	0	0	0	0	0	0	0	3
08:00	0	0	1	0	0	0	0	0	0	0	0	0	0	1
08:15	0	0	0	4	0	0	0	0	0	0	0	0	0	4
08:30	0	0	1	1	0	0	0	0	0	0	0	0	0	2
08:45	0	0	0	1	1	0	0	0	0	0	0	0	0	2
09:00	0	0	1	0	0	0	0	0	0	0	0	0	0	1
09:15	0	1	1	1	1	0	0	0	0	0	0	0	0	4
09:30	0	0	1	0	1	0	0	0	0	0	0	0	0	2
09:45	0	0	1	1	0	1	0	0	0	0	0	0	0	3
10:00	0	0	1	1	1	0	0	0	0	0	0	0	0	3
10:15	0	0	1	2	0	0	0	0	0	0	0	0	0	3
10:30	0	0	1	1	0	0	0	0	0	0	0	0	0	2
10:45	0	0	1	0	0	0	0	0	0	0	0	0	0	1
11:00	0	1	2	2	0	1	0	0	0	0	0	0	0	6
11:15	0	0	0	0	0	0	0	0	0	0	0	0	0	0
11:30	0	0	0	0	0	0	0	0	0	0	0	0	0	0
11:45	0	4	1	0	0	1	0	0	0	0	0	0	0	6
12:00 PM	0	0	2	1	0	0	0	0	0	0	0	0	0	3
12:15	0	1	0	0	0	1	0	0	0	0	0	0	0	2
12:30	0	0	1	3	1	0	0	0	0	0	0	0	0	5
12:45	0	1	1	2	0	0	0	0	0	0	0	0	0	4
13:00	1	0	2	1	0	0	0	0	0	0	0	0	0	4
13:15	0	0	0	1	0	0	0	0	0	0	0	0	0	1
13:30	0	0	1	0	1	0	0	0	0	0	0	0	0	2
13:45	0	1	2	1	0	0	0	0	0	0	0	0	0	4
14:00	0	0	2	1	1	0	0	0	0	0	0	0	0	4
14:15	0	0	0	0	1	0	0	0	0	0	0	0	0	1
14:30	2	0	1	2	1	1	0	0	0	0	0	0	0	7
14:45	0	1	4	0	0	1	0	0	0	0	0	0	0	6
15:00	0	0	0	2	0	0	0	0	0	0	0	0	0	2
15:15	0	2	0	3	0	0	0	0	0	0	0	0	0	5
15:30	1	0	0	1	0	0	0	0	0	0	0	0	0	2
15:45	1	0	0	1	1	0	0	0	0	0	0	0	0	3
16:00	0	0	1	1	1	0	0	0	0	0	0	0	0	3
16:15	0	0	0	0	3	0	0	0	0	0	0	0	0	3
16:30	0	1	5	4	0	0	0	0	0	0	0	0	0	10
16:45	0	1	2	4	1	1	1	0	0	0	0	0	0	10
17:00	1	1	0	1	1	0	0	0	0	0	0	0	0	4
17:15	0	2	0	1	1	0	0	0	0	0	0	0	0	4
17:30	0	0	3	0	2	0	0	0	0	0	0	0	0	5
17:45	1	0	0	0	0	0	0	0	0	0	0	0	0	1
18:00	1	0	3	1	0	0	0	0	0	0	0	0	0	5
18:15	0	1	0	1	0	0	0	0	0	0	0	0	0	2
18:30	0	0	0	0	0	0	0	0	0	0	0	0	0	0
18:45	0	0	0	1	0	0	0	0	0	0	0	0	0	1
19:00	0	0	1	1	1	0	0	0	0	0	0	0	0	3
19:15	0	0	1	1	1	0	0	0	0	0	0	0	0	3
19:30	0	0	1	0	1	0	0	0	0	0	0	0	0	2
19:45	0	0	2	1	0	0	0	0	0	0	0	0	0	3
20:00	0	0	3	0	0	0	0	0	0	0	0	0	0	3
20:15	0	0	1	1	0	0	0	0	0	0	0	0	0	2
PM Peak Hour	13:45	16:30	16:00	16:00	16:45	14:00	16:00							16:35
Volume	2	5	5	8	12	5	2							23
20:45	0	0	0	0	0	0	0	0	0	0	0	0	0	0
21:00	0	0	1	0	0	0	0	0	0	0	0	0	0	1
21:15	0	0	0	0	0	0	0	0	0	0	0	0	0	0
21:30	0	0	0	0	0	0	0	0	0	0	0	0	0	0
21:45	0	0	0	0	0	0	0	0	0	0	0	0	0	0
22:00	0	0	0	0	0	0	0	0	0	0	0	0	0	0
22:15	0	0	0	0	0	0	0	0	0	0	0	0	0	0
22:30	0	0	0	0	0	0	0	0	0	0	0	0	0	0
22:45	1	2	0	0	0	0	0	0	0	0	0	0	0	3
23:00	0	0	0	0	0	0	0	0	0	0	0	0	0	0
23:15	0	0	0	0	0	0	0	0	0	0	0	0	0	0
23:30	0	0	0	0	0	0	0	0	0	0	0	0	0	0
23:45	0	0	0	0	0	0	0	0	0	0	0	0	0	0
Totals	11	23	64	73	27	10	1							209
% of Totals	5%	11%	31%	35%	13%	5%	0%							100%

AM Volumes	9	23	32	11	6	0	0	0	0	0	0	0	0	83
% AM	4%	11%	15%	5%	3%									40%
AM Peak Hour	05:15	11:00	07:15	05:45	05:00	06:00								05:45
Volume	2	5	5	8	5	2								13
PM Volumes	9	14	41	41	10	4	1	0	0	0	0	0	0	120
% PM	4%	7%	20%	20%	8%	2%	0%							60%
PM Peak Hour	13:45	16:30	16:00	16:00	16:45	14:00	16:00							16:35
Volume	2	5	8	12	5	2								23
Directional Peak Periods	AM 7-9				NOON 12-2				PM 4-6				Off Peak Volumes	
All Classes	Volume	%	Volume	%	Volume	%	Volume	%	Volume	%	Volume	%		
	22	11%	27	13%	41	20%	119	57%						

Street Name	Direction	15th	50th	Average	85th	95th	ADT
SW 51st St	East Bound	19	25	25	31	35	209
SW 51st St	West Bound	18	24	24	30	33	154

**SPEED**

SW 51st St Bet. SW 105th Ave & SW 104th Ave

Day: Wednesday  
Date: 5/17/2023

City: Cooper City  
Project #: FL23\_140259\_017w

Time	< 15	15 - 19	20 - 24	25 - 29	30 - 34	35 - 39	40 - 44	45 - 49	50 - 54	55 - 59	60 - 64	65 - 69	70 +	Total
00:00 AM	0	0	0	0	0	0	0	0	0	0	0	0	0	0
00:15	0	0	0	0	0	0	0	0	0	0	0	0	0	0
00:30	0	0	0	0	0	0	0	0	0	0	0	0	0	0
00:45	0	1	0	0	0	0	0	0	0	0	0	0	0	1
01:00	0	0	0	0	0	0	0	0	0	0	0	0	0	0
01:15	0	0	0	0	0	0	0	0	0	0	0	0	0	0
01:30	0	0	0	0	0	0	0	0	0	0	0	0	0	0
01:45	0	0	0	0	0	0	0	0	0	0	0	0	0	0
02:00	0	0	0	0	0	0	0	0	0	0	0	0	0	0
02:15	0	0	0	0	0	0	0	0	0	0	0	0	0	0
02:30	0	0	0	0	0	0	0	0	0	0	0	0	0	0
02:45	0	0	0	0	0	0	0	0	0	0	0	0	0	0
03:00	0	0	0	0	1	0	0	0	0	0	0	0	0	1
03:15	0	0	1	0	0	0	0	0	0	0	0	0	0	1
03:30	0	0	0	0	0	0	0	0	0	0	0	0	0	0
03:45	0	0	0	0	0	1	0	0	0	0	0	0	0	1
04:00	0	0	0	0	0	0	0	0	0	0	0	0	0	0
04:15	0	0	0	0	0	0	0	0	0	0	0	0	0	0
04:30	0	0	0	0	0	0	0	0	0	0	0	0	0	0
04:45	0	0	0	0	0	0	0	0	0	0	0	0	0	0
05:00	0	0	0	0	1	0	0	0	0	0	0	0	0	1
05:15	0	0	0	0	0	0	0	0	0	0	0	0	0	0
05:30	0	0	0	0	0	0	0	0	0	0	0	0	0	0
05:45	1	0	0	0	0	0	0	0	0	0	0	0	0	1
06:00	0	0	0	0	0	0	0	0	0	0	0	0	0	0
06:15	0	0	0	0	2	0	0	0	0	0	0	0	0	2
06:30	0	0	0	0	0	0	0	0	0	0	0	0	0	0
06:45	0	0	1	0	1	0	0	0	0	0	0	0	0	2
07:00	1	1	0	1	0	0	0	0	0	0	0	0	0	3
07:15	0	0	2	1	0	0	0	0	0	0	0	0	0	3
07:30	1	0	0	0	0	0	0	0	0	0	0	0	0	1
07:45	0	0	1	0	0	0	0	0	0	0	0	0	0	1
08:00	0	2	0	0	0	0	0	0	0	0	0	0	0	2
08:15	0	0	0	0	0	0	0	0	0	0	0	0	0	0
08:30	0	1	0	0	0	0	0	0	0	0	0	0	0	1
08:45	0	0	0	0	0	0	0	0	0	0	0	0	0	0
09:00	0	1	0	0	0	0	0	0	0	0	0	0	0	1
09:15	0	1	2	1	0	0	0	0	0	0	0	0	0	4
09:30	0	0	2	1	0	0	0	0	0	0	0	0	0	3
09:45	0	0	2	0	1	0	0	0	0	0	0	0	0	3
10:00	0	0	0	0	1	0	0	0	0	0	0	0	0	1
10:15	0	0	4	2	0	0	0	0	0	0	0	0	0	6
10:30	2	0	1	2	1	0	0	0	0	0	0	0	0	6
10:45	1	1	0	0	0	0	0	0	0	0	0	0	0	2
11:00	0	0	1	3	0	0	0	0	0	0	0	0	0	4
11:15	0	0	0	0	0	0	0	0	0	0	0	0	0	0
11:30	0	0	1	0	1	0	0	0	0	0	0	0	0	2
11:45	0	0	0	2	0	0	0	0	0	0	0	0	0	2
12:00 PM	0	1	0	1	0	0	0	0	0	0	0	0	0	2
12:15	0	0	1	0	0	0	0	0	0	0	0	0	0	1
12:30	0	0	0	0	1	1	0	0	0	0	0	0	0	2
12:45	0	1	4	0	1	0	0	0	0	0	0	0	0	6
13:00	0	1	1	0	1	0	0	0	0	0	0	0	0	3
13:15	1	0	0	0	0	0	0	0	0	0	0	0	0	1
13:30	0	0	4	1	0	0	0	0	0	0	0	0	0	5
13:45	0	0	0	1	0	0	0	0	0	0	0	0	0	1
14:00	0	0	1	0	0	0	0	0	0	0	0	0	0	1
14:15	0	0	6	2	0	0	0	0	0	0	0	0	0	8
14:30	0	0	1	0	0	0	0	0	0	0	0	0	0	1
14:45	0	0	0	0	0	0	0	0	0	0	0	0	0	0
15:00	0	0	2	1	0	0	0	0	0	0	0	0	0	3
15:15	0	0	1	3	0	0	0	0	0	0	0	0	0	4
15:30	0	1	2	0	1	0	0	0	0	0	0	0	0	4
15:45	0	0	0	0	1	0	0	0	0	0	0	0	0	1
16:00	0	1	0	1	1	0	0	0	0	0	0	0	0	3
16:15	0	0	0	0	1	0	0	0	0	0	0	0	0	1
16:30	1	0	3	3	0	0	0	0	0	0	0	0	0	7
16:45	1	0	1	1	0	0	0	0	0	0	0	0	0	3
17:00	0	1	1	1	0	0	0	0	0	0	0	0	0	3
17:15	0	1	1	1	0	0	0	0	0	0	0	0	0	3
17:30	0	0	1	0	0	0	0	0	0	0	0	0	0	1
17:45	0	0	0	1	0	1	0	0	0	0	0	0	0	2
18:00	0	0	0	2	0	0	0	0	0	0	0	0	0	2
18:15	0	0	0	0	0	0	0	0	0	0	0	0	0	0
18:30	0	0	0	1	0	1	0	0	0	0	0	0	0	2
18:45	0	1	2	3	0	0	0	0	0	0	0	0	0	6
19:00	0	0	0	1	1	1	0	0	0	0	0	0	0	3
19:15	0	1	2	0	0	0	0	0	0	0	0	0	0	4
19:30	0	0	1	2	0	0	0	0	0	0	0	0	0	3
19:45	0	0	0	2	1	0	0	0	0	0	0	0	0	3
20:00	0	0	0	1	0	0	0	0	0	0	0	0	0	1
20:15	0	0	1	1	0	0	0	0	0	0	0	0	0	2
20:30	0	0	0	0	0	0	0	0	0	0	0	0	0	0
20:45	0	2	0	0	0	0	0	0	0	0	0	0	0	2
21:00	0	0	0	0	0	0	0	0	0	0	0	0	0	0
21:15	0	0	0	0	0	0	0	0	0	0	0	0	0	0
21:30	0	0	0	1	0	0	0	0	0	0	0	0	0	1
21:45	0	0	0	0	0	0	0	0	0	0	0	0	0	0
22:00	0	0	0	0	1	0	0	0	0	0	0	0	0	1
22:15	0	1	0	0	0	1	0	0	0	0	0	0	0	1
22:30	0	0	0	0	0	0	0	0	0	0	0	0	0	0
22:45	0	1	0	0	0	0	0	0	0	0	0	0	0	1
23:00	0	0	0	0	0	0	0	0	0	0	0	0	0	0
23:15	0	0	0	0	0	0	0	0	0	0	0	0	0	0
23:30	0	0	0	0	0	0	0	0	0	0	0	0	0	0
23:45	0	0	0	0	0	0	0	0	0	0	0	0	0	0
<b>Totals</b>	<b>10</b>	<b>21</b>	<b>56</b>	<b>47</b>	<b>18</b>	<b>2</b>								<b>154</b>
<b>% of Totals</b>	<b>6%</b>	<b>14%</b>	<b>36%</b>	<b>31%</b>	<b>12%</b>	<b>1%</b>								<b>100%</b>

Directional Peak Periods	AM 7-9		NOON 12-2		PM 4-6		Off Peak Volumes	
All Classes	Volume	%	Volume	%	Volume	%	Volume	%
	11	7%	21	14%	24	16%	98	64%

Street Name	Direction	Percentiles					
		15th	50th	Average	85th	95th	ADT
SW 51st St	East Bound	19	25	25	31	35	209
SW 51st St	West Bound	18	24	24	30	33	154

**SPEED**

SW 51st St Bet. SW 105th Ave & SW 104th Ave

Day: Wednesday  
Date: 5/17/2023

City: Cooper City  
Project #: FL23\_140259\_017

Summary														
Time	< 15	15 - 19	20 - 24	25 - 29	30 - 34	35 - 39	40 - 44	45 - 49	50 - 54	55 - 59	60 - 64	65 - 69	70 +	Total
00:00 AM	0	0	0	0	0	0	0	0	0	0	0	0	0	0
00:15	0	0	0	0	0	0	0	0	0	0	0	0	0	0
00:30	0	0	1	0	0	0	0	0	0	0	0	0	0	1
00:45	0	1	0	0	0	0	0	0	0	0	0	0	0	1
01:00	0	0	0	0	0	0	0	0	0	0	0	0	0	0
01:15	0	0	0	0	0	0	0	0	0	0	0	0	0	0
01:30	0	0	0	0	0	0	0	0	0	0	0	0	0	0
01:45	0	0	0	0	0	0	0	0	0	0	0	0	0	0
02:00	0	0	0	0	0	0	0	0	0	0	0	0	0	0
02:15	0	0	0	1	0	0	0	0	0	0	0	0	0	1
02:30	0	0	0	0	0	0	0	0	0	0	0	0	0	0
02:45	0	0	0	0	0	0	0	0	0	0	0	0	0	0
03:00	0	0	0	0	1	0	0	0	0	0	0	0	0	1
03:15	0	0	1	0	0	0	0	0	0	0	0	0	0	1
03:30	0	0	0	0	0	0	0	0	0	0	0	0	0	0
03:45	0	0	0	0	0	1	0	0	0	0	0	0	0	1
04:00	0	0	0	0	1	0	0	0	0	0	0	0	0	1
04:15	0	0	1	0	0	0	0	0	0	0	0	0	0	1
04:30	0	0	0	0	0	0	0	0	0	0	0	0	0	0
04:45	0	0	0	0	1	0	0	0	0	0	0	0	0	1
05:00	0	0	0	1	0	0	0	0	0	0	0	0	0	1
05:15	0	0	0	2	1	0	0	0	0	0	0	0	0	3
05:30	0	0	2	0	0	0	0	0	0	0	0	0	0	2
05:45	2	1	0	3	2	0	0	0	0	0	0	0	0	8
06:00	1	0	2	0	0	0	0	0	0	0	0	0	0	3
06:15	0	0	0	6	0	0	0	0	0	0	0	0	0	6
06:30	0	0	0	0	2	1	0	0	0	0	0	0	0	4
06:45	0	1	1	0	2	1	0	0	0	0	0	0	0	5
07:00	1	1	0	1	1	0	0	0	0	0	0	0	0	4
07:15	0	0	3	2	0	0	0	0	0	0	0	0	0	5
07:30	1	0	2	4	1	0	0	0	0	0	0	0	0	8
07:45	0	1	2	0	1	0	0	0	0	0	0	0	0	4
08:00	0	2	1	0	0	0	0	0	0	0	0	0	0	3
08:15	0	0	4	0	0	0	0	0	0	0	0	0	0	4
08:30	0	1	1	1	0	0	0	0	0	0	0	0	0	3
08:45	0	0	0	1	1	0	0	0	0	0	0	0	0	2
09:00	0	1	1	0	0	0	0	0	0	0	0	0	0	2
09:15	0	2	3	2	1	1	0	0	0	0	0	0	0	8
09:30	0	0	3	1	1	0	0	0	0	0	0	0	0	5
09:45	0	0	3	1	1	1	0	0	0	0	0	0	0	6
10:00	0	0	1	1	2	0	0	0	0	0	0	0	0	4
10:15	0	0	5	4	0	0	0	0	0	0	0	0	0	9
10:30	2	0	2	3	1	0	0	0	0	0	0	0	0	8
10:45	1	1	1	0	0	0	0	0	0	0	0	0	0	3
11:00	0	1	3	5	0	1	0	0	0	0	0	0	0	10
11:15	0	0	0	0	0	0	0	0	0	0	0	0	0	0
11:30	0	0	1	0	1	0	0	0	0	0	0	0	0	2
11:45	0	4	1	2	0	1	0	0	0	0	0	0	0	8
12:00 PM	0	1	2	2	0	0	0	0	0	0	0	0	0	5
12:15	0	1	1	0	0	1	0	0	0	0	0	0	0	5
12:30	0	0	1	3	2	1	0	0	0	0	0	0	0	7
12:45	0	2	5	2	1	0	0	0	0	0	0	0	0	10
13:00	1	1	3	1	1	0	0	0	0	0	0	0	0	7
13:15	1	0	0	1	0	0	0	0	0	0	0	0	0	2
13:30	0	0	5	5	1	0	0	0	0	0	0	0	0	7
13:45	0	1	2	3	1	0	0	0	0	0	0	0	0	7
14:00	0	0	3	1	1	0	0	0	0	0	0	0	0	5
14:15	0	0	6	2	1	0	0	0	0	0	0	0	0	9
14:30	2	0	2	2	1	1	0	0	0	0	0	0	0	8
14:45	0	1	4	0	0	1	0	0	0	0	0	0	0	6
15:00	0	0	0	2	3	0	0	0	0	0	0	0	0	5
15:15	0	2	1	6	0	0	0	0	0	0	0	0	0	9
15:30	1	1	2	1	1	0	0	0	0	0	0	0	0	6
15:45	1	0	0	1	2	0	0	0	0	0	0	0	0	4
16:00	0	1	1	2	2	0	0	0	0	0	0	0	0	6
16:15	0	0	0	0	4	2	0	0	0	0	0	0	0	6
16:30	1	1	8	7	0	0	0	0	0	0	0	0	0	17
16:45	1	1	3	5	1	1	1	0	0	0	0	0	0	13
17:00	1	2	1	2	1	0	0	0	0	0	0	0	0	7
17:15	0	3	1	2	1	0	0	0	0	0	0	0	0	7
17:30	0	0	4	0	2	0	0	0	0	0	0	0	0	6
17:45	1	0	1	0	1	0	0	0	0	0	0	0	0	3
18:00	1	0	3	3	0	0	0	0	0	0	0	0	0	7
18:15	0	1	0	1	0	0	0	0	0	0	0	0	0	2
18:30	0	0	0	1	0	1	0	0	0	0	0	0	0	2
18:45	0	1	2	4	0	0	0	0	0	0	0	0	0	7
19:00	0	0	2	2	1	0	0	0	0	0	0	0	0	5
19:15	1	1	3	1	1	0	0	0	0	0	0	0	0	7
19:30	0	0	2	2	1	0	0	0	0	0	0	0	0	5
19:45	0	0	2	3	1	0	0	0	0	0	0	0	0	6
20:00	0	0	3	1	0	0	0	0	0	0	0	0	0	4
20:15	0	0	2	2	0	0	0	0	0	0	0	0	0	4
20:30	0	0	0	1	0	0	0	0	0	0	0	0	0	1
20:45	0	2	0	0	0	0	0	0	0	0	0	0	0	2
21:00	0	0	1	0	0	0	0	0	0	0	0	0	0	1
21:15	0	0	0	0	0	0	0	0	0	0	0	0	0	0
21:30	0	0	0	1	0	0	0	0	0	0	0	0	0	1
21:45	0	0	0	0	0	0	0	0	0	0	0	0	0	0
22:00	0	0	0	0	1	0	0	0	0	0	0	0	0	1
22:15	0	1	0	0	0	0	0	0	0	0	0	0	0	1
22:30	0	0	0	0	0	0	0	0	0	0	0	0	0	0
22:45	1	3	0	0	0	0	0	0	0	0	0	0	0	4
23:00	0	0	0	0	0	0	0	0	0	0	0	0	0	0
23:15	0	0	0	0	0	0	0	0	0	0	0	0	0	0
23:30	0	0	0	0	0	0	0	0	0	0	0	0	0	0
23:45	0	0	0	0	0	0	0	0	0	0	0	0	0	0
<b>Totals</b>	<b>21</b>	<b>44</b>	<b>120</b>	<b>120</b>	<b>45</b>	<b>12</b>	<b>1</b>							<b>363</b>
% of Totals	6%	12%	33%	33%	12%	3%	0%							100%
<b>AM Volumes</b>	8	17	41	48	18	6	0	0	0	0	0	0	0	130
% AM	2%	5%	11%	13%	5%	2%								38%
<b>AM Peak Hour</b>	05:15	11:30	09:30	10:15	06:15	11:45								10:15
Volume	3	6	12	12	4	3								33
<b>PM Volumes</b>	13	27	79	72	27	6	1	0	0	0	0	0	0	223
% PM	4%	7%	22%	20%	7%	2%	0%							62%
<b>PM Peak Hour</b>	16:15	16:30	13:30	16:00	15:30	12:30	16:00							16:30
Volume	3	7	16	15	7	2	1							41
<b>Directional Peak Periods</b>														
<b>All Classes</b>														
Volume	33					48			65				217	
%	9%					13%			18%				60%	
Street Name	Direction	15th	50th	Average	85th	95th	ADT							
SW 51st St	Summary	19	25	25	30	34	363							

# SPEED

SW 51st St Bet. SW 105th Ave & SW 104th Ave

Day: Wednesday

Date: 5/17/2023

City: Cooper City

Project #: FL23\_140259\_017e

## East Bound

Time	< 15	15 - 19	20 - 24	25 - 29	30 - 34	35 - 39	40 - 44	45 - 49	50 - 54	55 - 59	60 - 64	65 - 69	70 +	Total
00:00 AM	0	0	1	0	0	0	0	0	0	0	0	0	0	1
01:00	0	0	0	0	0	0	0	0	0	0	0	0	0	0
02:00	0	0	0	1	0	0	0	0	0	0	0	0	0	1
03:00	0	0	0	0	0	0	0	0	0	0	0	0	0	0
04:00	0	0	1	1	0	0	0	0	0	0	0	0	0	2
05:00	1	1	2	5	3	0	0	0	0	0	0	0	0	12
06:00	1	1	2	6	2	2	0	0	0	0	0	0	0	14
07:00	0	1	4	5	3	0	0	0	0	0	0	0	0	13
08:00	0	0	2	6	1	0	0	0	0	0	0	0	0	9
09:00	0	1	4	2	1	2	0	0	0	0	0	0	0	10
10:00	0	0	4	4	1	0	0	0	0	0	0	0	0	9
11:00	0	5	3	2	0	2	0	0	0	0	0	0	0	12
12:00 PM	0	2	4	6	1	1	0	0	0	0	0	0	0	14
13:00	1	1	5	4	2	0	0	0	0	0	0	0	0	13
14:00	2	1	7	3	3	2	0	0	0	0	0	0	0	18
15:00	2	2	0	7	1	0	0	0	0	0	0	0	0	12
16:00	0	2	8	12	3	1	1	0	0	0	0	0	0	27
17:00	2	3	3	2	4	0	0	0	0	0	0	0	0	14
18:00	1	1	3	3	0	0	0	0	0	0	0	0	0	8
19:00	0	0	5	3	2	0	0	0	0	0	0	0	0	10
20:00	0	0	5	1	0	0	0	0	0	0	0	0	0	6
21:00	0	0	1	0	0	0	0	0	0	0	0	0	0	1
22:00	1	2	0	0	0	0	0	0	0	0	0	0	0	3
23:00	0	0	0	0	0	0	0	0	0	0	0	0	0	0
<b>Totals</b>	<b>11</b>	<b>23</b>	<b>64</b>	<b>73</b>	<b>27</b>	<b>10</b>	<b>1</b>							<b>209</b>
<b>% of Totals</b>	5%	11%	31%	35%	13%	5%	0%							100%

<b>AM Volumes</b>	2	9	23	32	11	6	0	0	0	0	0	0	0	83
<b>% AM</b>	1%	4%	11%	15%	5%	3%								40%
<b>AM Peak Hour</b>	05:00	11:00	07:00	06:00	05:00	06:00								06:00
<b>Volume</b>	1	5	4	6	3	2								14
<b>PM Volumes</b>	9	14	41	41	16	4	1	0	0	0	0	0	0	126
<b>% PM</b>	4%	7%	20%	20%	8%	2%	0%							60%
<b>PM Peak Hour</b>	14:00	17:00	16:00	16:00	17:00	14:00	16:00							16:00
<b>Volume</b>	2	3	8	12	4	2	1							27

Directional Peak Periods All Speeds	AM 7-9		NOON 12-2		PM 4-6		Off Peak Volumes	
	Volume	%	Volume	%	Volume	%	Volume	%
	22	↔ 11%	27	↔ 13%	41	↔ 20%	119	↔ 57%

Street Name	Direction	Percentiles					
		15th	50th	Average	85th	95th	ADT
SW 51st St	East Bound	19	25	25	31	35	209
SW 51st St	West Bound	18	24	24	30	33	154



# SPEED

SW 51st St Bet. SW 105th Ave & SW 104th Ave

Day: Wednesday

Date: 5/17/2023

City: Cooper City

Project #: FL23\_140259\_017w

## West Bound

Time	< 15	15 - 19	20 - 24	25 - 29	30 - 34	35 - 39	40 - 44	45 - 49	50 - 54	55 - 59	60 - 64	65 - 69	70 +	Total
00:00 AM	0	1	0	0	0	0	0	0	0	0	0	0	0	1
01:00	0	0	0	0	0	0	0	0	0	0	0	0	0	0
02:00	0	0	0	0	0	0	0	0	0	0	0	0	0	0
03:00	0	0	1	0	2	0	0	0	0	0	0	0	0	3
04:00	0	0	0	0	0	0	0	0	0	0	0	0	0	0
05:00	1	0	0	1	0	0	0	0	0	0	0	0	0	2
06:00	0	0	1	2	1	0	0	0	0	0	0	0	0	4
07:00	2	1	3	2	0	0	0	0	0	0	0	0	0	8
08:00	0	3	0	0	0	0	0	0	0	0	0	0	0	3
09:00	0	2	6	2	1	0	0	0	0	0	0	0	0	11
10:00	3	1	5	4	2	0	0	0	0	0	0	0	0	15
11:00	0	0	2	5	1	0	0	0	0	0	0	0	0	8
12:00 PM	0	2	5	1	2	1	0	0	0	0	0	0	0	11
13:00	1	1	5	2	1	0	0	0	0	0	0	0	0	10
14:00	0	0	8	2	0	0	0	0	0	0	0	0	0	10
15:00	0	1	5	4	2	0	0	0	0	0	0	0	0	12
16:00	2	1	4	6	2	0	0	0	0	0	0	0	0	15
17:00	0	2	4	2	1	0	0	0	0	0	0	0	0	9
18:00	0	1	2	6	0	1	0	0	0	0	0	0	0	10
19:00	1	1	4	5	2	0	0	0	0	0	0	0	0	13
20:00	0	2	1	2	0	0	0	0	0	0	0	0	0	5
21:00	0	0	0	1	0	0	0	0	0	0	0	0	0	1
22:00	0	2	0	0	1	0	0	0	0	0	0	0	0	3
23:00	0	0	0	0	0	0	0	0	0	0	0	0	0	0
<b>Totals</b>	<b>10</b>	<b>21</b>	<b>56</b>	<b>47</b>	<b>18</b>	<b>2</b>								<b>154</b>
<b>% of Totals</b>	<b>6%</b>	<b>14%</b>	<b>36%</b>	<b>31%</b>	<b>12%</b>	<b>1%</b>								<b>100%</b>

<b>AM Volumes</b>	6	8	18	16	7	0	0	0	0	0	0	0	0	55
<b>% AM</b>	4%	5%	12%	10%	5%									36%
<b>AM Peak Hour</b>	10:00	08:00	09:00	11:00	03:00									10:00
<b>Volume</b>	3	3	6	5	2									15
<b>PM Volumes</b>	4	13	38	31	11	2	0	0	0	0	0	0	0	99
<b>% PM</b>	3%	8%	25%	20%	7%	1%								64%
<b>PM Peak Hour</b>	16:00	12:00	14:00	16:00	12:00	12:00								16:00
<b>Volume</b>	2	2	8	6	2	1								15

Directional Peak Periods All Speeds	AM 7-9		NOON 12-2		PM 4-6		Off Peak Volumes	
	Volume	%	Volume	%	Volume	%	Volume	%
	11	↔ 7%	21	↔ 14%	24	↔ 16%	98	↔ 64%

Street Name	Direction	Percentiles					ADT
		15th	50th	Average	85th	95th	
SW 51st St	East Bound	19	25	25	31	35	209
SW 51st St	West Bound	18	24	24	30	33	154

# SPEED

SW 51st St Bet. SW 105th Ave & SW 104th Ave

Day: Wednesday

Date: 5/17/2023

City: Cooper City

Project #: FL23\_140259\_017

## Summary

Time	< 15	15 - 19	20 - 24	25 - 29	30 - 34	35 - 39	40 - 44	45 - 49	50 - 54	55 - 59	60 - 64	65 - 69	70 +	Total
00:00 AM	0	1	1	0	0	0	0	0	0	0	0	0	0	2
01:00	0	0	0	0	0	0	0	0	0	0	0	0	0	0
02:00	0	0	0	1	0	0	0	0	0	0	0	0	0	1
03:00	0	0	1	0	2	0	0	0	0	0	0	0	0	3
04:00	0	0	1	1	0	0	0	0	0	0	0	0	0	2
05:00	2	1	2	6	3	0	0	0	0	0	0	0	0	14
06:00	1	1	3	8	3	2	0	0	0	0	0	0	0	18
07:00	2	2	7	7	3	0	0	0	0	0	0	0	0	21
08:00	0	3	2	6	1	0	0	0	0	0	0	0	0	12
09:00	0	3	10	4	2	2	0	0	0	0	0	0	0	21
10:00	3	1	9	8	3	0	0	0	0	0	0	0	0	24
11:00	0	5	5	7	1	2	0	0	0	0	0	0	0	20
12:00 PM	0	4	9	7	3	2	0	0	0	0	0	0	0	25
13:00	2	2	10	6	3	0	0	0	0	0	0	0	0	23
14:00	2	1	15	5	3	2	0	0	0	0	0	0	0	28
15:00	2	3	5	11	3	0	0	0	0	0	0	0	0	24
16:00	2	3	12	18	5	1	1	0	0	0	0	0	0	42
17:00	2	5	7	4	5	0	0	0	0	0	0	0	0	23
18:00	1	2	5	9	0	1	0	0	0	0	0	0	0	18
19:00	1	1	9	8	4	0	0	0	0	0	0	0	0	23
20:00	0	2	6	3	0	0	0	0	0	0	0	0	0	11
21:00	0	0	1	1	0	0	0	0	0	0	0	0	0	2
22:00	1	4	0	0	1	0	0	0	0	0	0	0	0	6
23:00	0	0	0	0	0	0	0	0	0	0	0	0	0	0
<b>Totals</b>	<b>21</b>	<b>44</b>	<b>120</b>	<b>120</b>	<b>45</b>	<b>12</b>	<b>1</b>							<b>363</b>
<b>% of Totals</b>	<b>6%</b>	<b>12%</b>	<b>33%</b>	<b>33%</b>	<b>12%</b>	<b>3%</b>	<b>0%</b>							<b>100%</b>

<b>AM Volumes</b>	8	17	41	48	18	6	0	0	0	0	0	0	0	138
<b>% AM</b>	2%	5%	11%	13%	5%	2%								38%
<b>AM Peak Hour</b>	10:00	11:00	09:00	06:00	05:00	06:00								10:00
<b>Volume</b>	3	5	10	8	3	2								24
<b>PM Volumes</b>	13	27	79	72	27	6	1	0	0	0	0	0	0	225
<b>% PM</b>	4%	7%	22%	20%	7%	2%	0%							62%
<b>PM Peak Hour</b>	13:00	17:00	14:00	16:00	16:00	12:00	16:00							16:00
<b>Volume</b>	2	5	15	18	5	2	1							42

Directional Peak Periods All Speeds	AM 7-9		NOON 12-2		PM 4-6		Off Peak Volumes	
	Volume	%	Volume	%	Volume	%	Volume	%
	33	↔ 9%	48	↔ 13%	65	↔ 18%	217	↔ 60%

Street Name	Direction	Percentiles					ADT
		15th	50th	Average	85th	95th	
SW 51st St	Summary	19	25	25	30	34	363

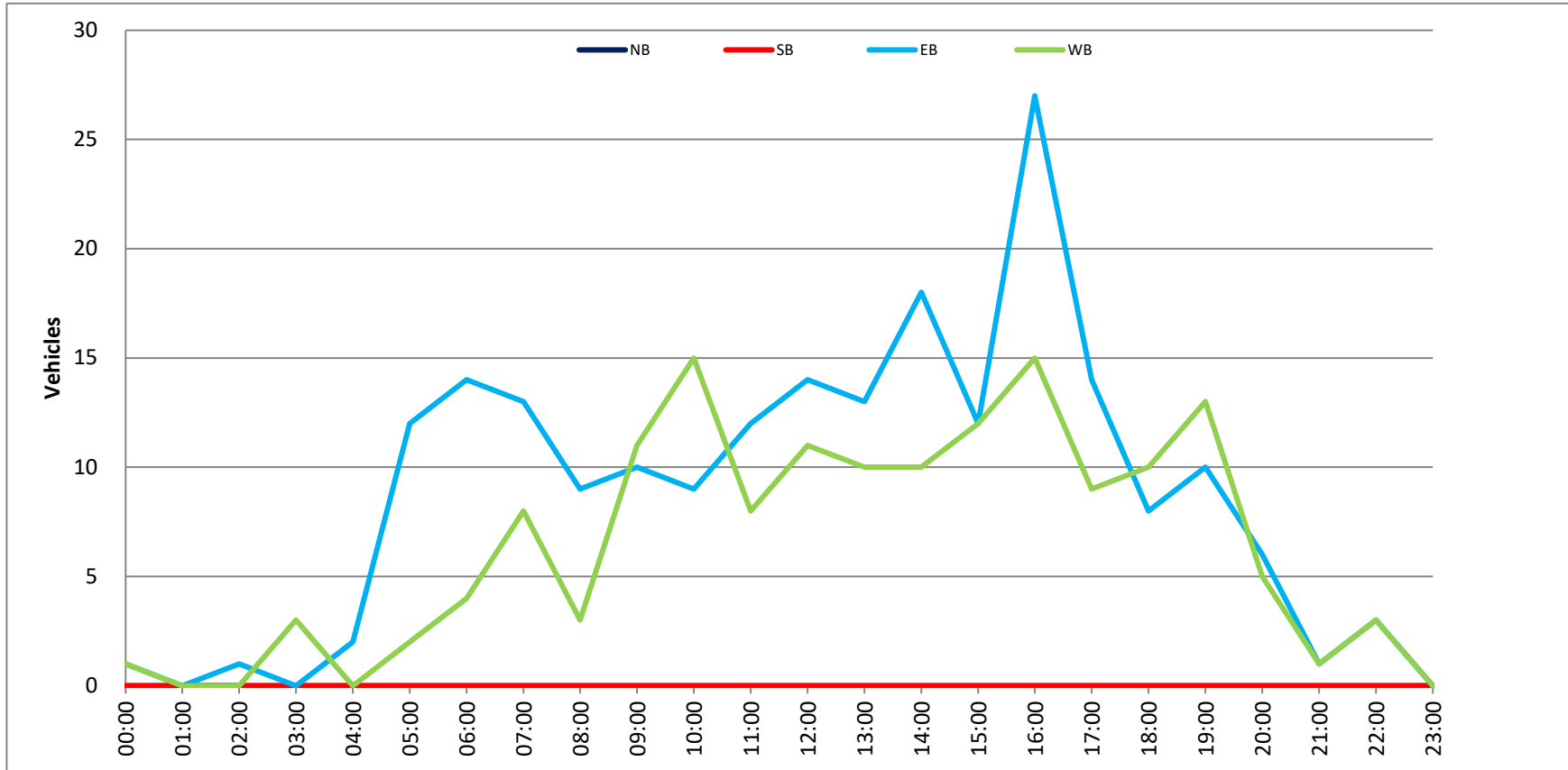
SW 51st St Bet. SW 105th Ave & SW 104th Ave

Day: Wednesday  
 Date: 5/17/2023

City: Cooper City  
 Project #: FL23\_140259\_017

DAILY TOTALS										NB		SB		TOTAL		EB		WB		TOTAL	
										0		0				209		154		363	
AM Period	NB	SB	EB	WB	TOTAL	PMI Period	NB	SB	EB	WB	TOTAL	SPLIT %	SPLIT %	SPLIT %	SPLIT %	TOTAL	SPLIT %	SPLIT %	SPLIT %	SPLIT %	TOTAL
00:00	0	0	0	0	0	12:00	0	0	3	2	5										
00:15	0	0	0	0	0	12:15	0	0	2	1	3										
00:30	0	0	1	0	1	12:30	0	0	5	2	7										
00:45	0	0	0	1	1	12:45	0	0	4	14	10										
01:00	0	0	0	0	0	13:00	0	0	4	4	7										
01:15	0	0	0	0	0	13:15	0	0	1	1	2										
01:30	0	0	0	0	0	13:30	0	0	2	5	7										
01:45	0	0	0	0	0	13:45	0	0	6	13	10										
02:00	0	0	0	0	0	14:00	0	0	4	4	5										
02:15	0	0	1	0	1	14:15	0	0	1	8	9										
02:30	0	0	0	0	0	14:30	0	0	7	1	8										
02:45	0	0	0	0	0	14:45	0	0	6	18	6										
03:00	0	0	0	1	1	15:00	0	0	2	0	2										
03:15	0	0	0	1	1	15:15	0	0	5	4	9										
03:30	0	0	0	0	0	15:30	0	0	2	4	6										
03:45	0	0	0	1	1	15:45	0	0	3	12	4										
04:00	0	0	0	0	0	16:00	0	0	3	3	6										
04:15	0	0	1	0	1	16:15	0	0	4	2	6										
04:30	0	0	0	0	0	16:30	0	0	10	7	17										
04:45	0	0	1	0	1	16:45	0	0	10	27	13										
05:00	0	0	0	1	1	17:00	0	0	4	3	7										
05:15	0	0	3	0	3	17:15	0	0	4	3	7										
05:30	0	0	2	0	2	17:30	0	0	5	1	6										
05:45	0	0	7	12	19	17:45	0	0	1	14	3										
06:00	0	0	3	0	3	18:00	0	0	5	2	7										
06:15	0	0	4	2	6	18:15	0	0	2	0	2										
06:30	0	0	4	0	4	18:30	0	0	1	2	2										
06:45	0	0	3	14	17	18:45	0	0	8	6	10										
07:00	0	0	1	2	3	19:00	0	0	2	3	5										
07:15	0	0	2	3	5	19:15	0	0	3	4	7										
07:30	0	0	7	1	8	19:30	0	0	2	3	5										
07:45	0	0	3	13	16	19:45	0	0	3	10	6										
08:00	0	0	1	2	3	20:00	0	0	3	1	4										
08:15	0	0	4	0	4	20:15	0	0	2	2	4										
08:30	0	0	2	1	3	20:30	0	0	1	0	1										
08:45	0	0	2	9	11	20:45	0	0	6	2	2										
09:00	0	0	1	1	2	21:00	0	0	1	0	1										
09:15	0	0	4	4	8	21:15	0	0	0	0	0										
09:30	0	0	2	3	5	21:30	0	0	0	1	1										
09:45	0	0	3	10	13	21:45	0	0	1	0	1										
10:00	0	0	3	1	4	22:00	0	0	0	1	1										
10:15	0	0	3	6	9	22:15	0	0	0	1	1										
10:30	0	0	2	6	8	22:30	0	0	0	0	0										
10:45	0	0	1	2	3	22:45	0	0	3	3	4										
11:00	0	0	6	4	10	23:00	0	0	0	0	0										
11:15	0	0	0	0	0	23:15	0	0	0	0	0										
11:30	0	0	0	2	2	23:30	0	0	0	0	0										
11:45	0	0	6	2	8	23:45	0	0	0	0	0										
TOTALS			60.1%		83	TOTALS			56.0%		126										225
SPLIT %					39.9%	SPLIT %					44.0%										62.0%
<b>DAILY TOTALS</b>										NB		SB		EB		WB		Total			
										0		0		209		154		363			

AM Peak Hour	05:45	10:15	10:15			PM Peak Hour	16:15	16:30	16:30		
AM Pk Volume	18	18	30			PM Pk Volume	28	16	44		
Pk Hr Factor	0.643	0.750	0.750			Pk Hr Factor	0.700	0.571	0.647		
7 - 9 Volume	0	0	11			4 - 6 Volume	0	0	24		
7 - 9 Peak Hour	07:30	07:00	07:00			4 - 6 Peak Hour	16:15	16:30	16:30		
7 - 9 Pk Volume	0	0	8			4 - 6 Pk Volume	0	0	16		
Pk Hr Factor	0.000	0.000	0.667			Pk Hr Factor	0.000	0.000	0.571		



Time	< 15	15 - 19	20 - 24	25 - 29	30 - 34	35 - 39	40 - 44	45 - 49	50 - 54	55 - 59	60 - 64	65 - 69	70 +	Total
00:00 AM	0	0	0	0	0	0	0	0	0	0	0	0	0	0
00:15	0	0	0	0	0	0	0	0	0	0	0	0	0	0
00:30	0	0	0	0	0	0	0	0	0	0	0	0	0	0
00:45	0	0	0	0	0	0	0	0	0	0	0	0	0	0
01:00	0	0	0	0	0	0	0	0	0	0	0	0	0	0
01:15	0	0	0	0	0	0	0	0	0	0	0	0	0	0
01:30	0	0	0	0	0	0	0	0	0	0	0	0	0	0
01:45	0	0	0	0	0	0	0	0	0	0	0	0	0	0
02:00	0	0	0	0	0	0	0	0	0	0	0	0	0	0
02:15	0	0	0	0	0	0	0	0	0	0	0	0	0	0
02:30	0	0	0	0	0	1	0	0	0	0	0	0	0	1
02:45	0	0	0	0	0	0	0	0	0	0	0	0	0	0
03:00	0	0	0	0	0	0	0	0	0	0	0	0	0	0
03:15	0	0	0	0	0	0	0	0	0	0	0	0	0	0
03:30	0	0	0	0	0	0	0	0	0	0	0	0	0	0
03:45	0	0	0	0	0	0	0	0	0	0	0	0	0	0
04:00	0	0	0	0	0	1	0	0	0	0	0	0	0	1
04:15	0	0	0	0	0	0	0	0	0	0	0	0	0	0
04:30	0	0	0	0	0	0	0	0	0	0	0	0	0	0
04:45	0	1	0	1	0	0	0	0	0	0	0	0	0	2
05:00	0	0	0	0	0	0	0	0	0	0	0	0	0	0
05:15	0	0	0	0	1	0	0	0	0	0	0	0	0	1
05:30	0	0	1	1	1	0	0	0	0	0	0	0	0	3
05:45	0	0	0	2	1	0	0	0	0	0	0	0	0	3
06:00	1	0	2	0	0	0	0	0	0	0	0	0	0	3
06:15	0	0	0	1	0	0	0	0	0	0	0	0	0	1
06:30	0	0	0	2	3	0	0	0	0	0	0	0	0	5
06:45	0	1	0	1	0	0	0	0	0	0	0	0	0	2
07:00	0	0	1	0	0	0	0	0	0	0	0	0	0	1
07:15	0	0	0	1	1	1	0	0	0	0	0	0	0	3
07:30	0	0	2	0	1	0	0	0	0	0	0	0	0	3
07:45	0	0	0	5	0	0	0	0	0	0	0	0	0	5
08:00	0	0	2	1	0	1	0	0	0	0	0	0	0	4
08:15	0	0	0	0	0	0	0	0	0	0	0	0	0	0
08:30	0	0	2	1	0	0	0	0	0	0	0	0	0	3
08:45	1	0	0	0	0	0	0	0	0	0	0	0	0	1
09:00	0	0	1	0	0	0	0	0	0	0	0	0	0	1
09:15	1	0	3	0	0	0	0	0	0	0	0	0	0	4
09:30	1	2	0	0	0	0	0	0	0	0	0	0	0	3
09:45	0	1	2	0	0	0	0	0	0	0	0	0	0	3
10:00	0	0	0	3	0	0	0	0	0	0	0	0	0	3
10:15	1	1	0	2	0	0	0	0	0	0	0	0	0	4
10:30	0	0	1	0	1	0	0	0	0	0	0	0	0	2
10:45	1	0	0	0	0	0	0	0	0	0	0	0	0	1
11:00	0	1	0	0	0	0	0	0	0	0	0	0	0	1
11:15	0	3	0	1	0	0	0	0	0	0	0	0	0	4
11:30	0	1	2	0	0	0	0	0	0	0	0	0	0	3
11:45	0	0	0	1	1	0	0	0	0	0	0	0	0	2
12:00 PM	0	1	0	0	1	1	0	0	0	0	0	0	0	3
12:15	0	0	2	0	0	0	0	0	0	0	0	0	0	2
12:30	0	0	3	0	1	0	0	0	0	0	0	0	0	4
12:45	0	1	1	1	0	0	0	0	0	0	0	0	0	3
13:00	1	0	1	1	1	0	0	0	0	0	0	0	0	4
13:15	0	0	3	0	0	0	0	0	0	0	0	0	0	3
13:30	0	0	2	1	0	0	0	0	0	0	0	0	0	3
13:45	0	0	0	0	0	0	0	0	0	0	0	0	0	0
14:00	0	0	1	1	0	0	0	0	0	0	0	0	0	2
14:15	0	0	0	1	2	1	0	0	0	0	0	0	0	4
14:30	0	0	0	0	0	0	0	0	0	0	0	0	0	0
14:45	1	1	3	1	0	0	0	0	0	0	0	0	0	6
15:00	0	0	0	1	0	0	0	0	0	0	0	0	0	1
15:15	0	1	3	2	1	1	0	0	0	0	0	0	0	8
15:30	1	1	1	2	0	0	0	0	0	0	0	0	0	5
15:45	0	0	1	3	2	0	0	0	0	0	0	0	0	6
16:00	0	0	1	3	0	0	0	0	0	0	0	0	0	4
16:15	0	1	0	0	1	0	0	0	0	0	0	0	0	3
16:30	0	0	2	1	1	0	0	0	0	0	0	0	0	4
16:45	1	1	1	5	0	0	0	0	0	0	0	0	0	8
17:00	0	0	0	2	1	0	0	0	0	0	0	0	0	3
17:15	1	1	3	3	1	0	0	0	0	0	0	0	0	9
17:30	0	1	2	1	0	0	0	0	0	0	0	0	0	4
17:45	0	0	0	1	0	0	0	0	0	0	0	0	0	1
18:00	0	1	2	0	1	0	0	0	0	0	0	0	0	4
18:15	0	1	0	2	1	0	0	0	0	0	0	0	0	4
18:30	1	1	2	0	0	0	0	0	0	0	0	0	0	4
18:45	0	0	3	1	0	0	0	0	0	0	0	0	0	4
19:00	0	0	0	1	0	0	0	0	0	0	0	0	0	1
19:15	0	0	2	1	0	0	0	0	0	0	0	0	0	3
19:30	0	0	3	2	0	0	0	0	0	0	0	0	0	5
19:45	0	0	0	2	0	0	0	0	0	0	0	0	0	2
20:00	0	1	0	0	0	0	0	0	0	0	0	0	0	1
20:15	0	0	1	0	2	0	0	0	0	0	0	0	0	3
20:30	0	0	0	0	1	0	0	0	0	0	0	0	0	1
20:45	0	0	0	0	0	0	0	0	0	0	0	0	0	0
21:00	0	0	0	1	0	0	0	0	0	0	0	0	0	1
21:15	0	0	0	0	0	0	0	0	0	0	0	0	0	0
21:30	1	1	0	1	0	0	0	0	0	0	0	0	0	3
21:45	0	0	0	0	0	0	0	0	0	0	0	0	0	0
22:00	0	0	0	1	0	0	0	0	0	0	0	0	0	1
22:15	0	0	0	0	0	0	0	0	0	0	0	0	0	0
22:30	0	0	0	0	0	0	0	0	0	0	0	0	0	0
22:45	0	0	0	0	0	0	0	0	0	0	0	0	0	0
23:00	0	0	0	0	0	0	0	0	0	0	0	0	0	0
23:15	0	0	0	0	0	0	0	0	0	0	0	0	0	0
23:30	0	0	0	0	0	0	0	0	0	0	0	0	0	0
23:45	0	0	0	0	0	0	0	0	0	0	0	0	0	0
Totals	13	22	68	63	29	5								200
% of Totals	7%	11%	34%	32%	15%	3%								100%

Directional Peak Periods	AM 7-9		NOON 12-2		PM 4-6		Off Peak Volumes	
All Classes	Volume	%	Volume	%	Volume	%	Volume	%
	20	10%	21	11%	36	18%	123	62%

Street Name	Direction	15th	50th	Average	85th	95th	ADT
SW 51st St	East Bound	19	25	25	31	34	200
SW 51st St	West Bound	16	23	22	29	32	177

**SPEED**

SW 51st St Bet. SW 105th Ave & SW 104th Ave

Day: Thursday  
Date: 5/18/2023

City: Cooper City  
Project #: FL23\_140259\_017w

Time	< 15	15 - 19	20 - 24	25 - 29	30 - 34	35 - 39	40 - 44	45 - 49	50 - 54	55 - 59	60 - 64	65 - 69	70 +	Total
00:00 AM	0	0	0	0	0	0	0	0	0	0	0	0	0	0
00:15	0	0	0	0	0	0	0	0	0	0	0	0	0	0
00:30	0	0	0	0	0	0	0	0	0	0	0	0	0	0
00:45	0	0	0	0	0	0	0	0	0	0	0	0	0	0
01:00	0	0	0	0	0	0	0	0	0	0	0	0	0	0
01:15	0	0	0	0	0	0	0	0	0	0	0	0	0	0
01:30	0	0	0	0	0	0	0	0	0	0	0	0	0	0
01:45	0	0	0	0	0	0	0	0	0	0	0	0	0	0
02:00	0	0	0	0	0	0	0	0	0	0	0	0	0	0
02:15	0	0	0	0	0	0	0	0	0	0	0	0	0	0
02:30	0	0	0	0	0	0	0	0	0	0	0	0	0	0
02:45	0	0	0	0	0	0	0	0	0	0	0	0	0	0
03:00	0	0	0	0	1	0	0	0	0	0	0	0	0	1
03:15	0	0	0	0	0	0	0	0	0	0	0	0	0	0
03:30	0	0	0	0	0	0	0	0	0	0	0	0	0	0
03:45	0	0	0	0	0	0	0	0	0	0	0	0	0	0
04:00	0	0	0	0	0	0	0	0	0	0	0	0	0	0
04:15	0	0	0	0	0	0	0	0	0	0	0	0	0	0
04:30	1	0	0	0	0	0	0	0	0	0	0	0	0	1
04:45	0	0	0	0	0	0	0	0	0	0	0	0	0	0
05:00	0	0	0	0	1	0	0	0	0	0	0	0	0	1
05:15	0	0	0	0	0	0	0	0	0	0	0	0	0	0
05:30	0	0	0	0	0	0	0	0	0	0	0	0	0	0
05:45	0	0	0	0	0	0	0	0	0	0	0	0	0	0
06:00	0	0	0	1	0	0	0	0	0	0	0	0	0	1
06:15	0	0	0	3	0	0	0	0	0	0	0	0	0	3
06:30	0	0	0	1	0	0	0	0	0	0	0	0	0	1
06:45	0	0	0	2	0	0	0	0	0	0	0	0	0	2
07:00	0	1	1	1	0	0	0	0	0	0	0	0	0	3
07:15	0	1	1	1	0	0	0	0	0	0	0	0	0	3
07:30	1	0	0	1	0	0	0	0	0	0	0	0	0	2
07:45	0	1	0	0	0	0	0	0	0	0	0	0	0	1
08:00	0	0	0	0	0	0	0	0	0	0	0	0	0	0
08:15	1	1	0	0	0	0	0	0	0	0	0	0	0	2
08:30	0	1	1	0	0	0	0	0	0	0	0	0	0	2
08:45	0	3	0	0	0	0	0	0	0	0	0	0	0	3
09:00	0	1	0	0	0	0	0	0	0	0	0	0	0	1
09:15	1	1	0	3	1	0	0	0	0	0	0	0	0	2
09:30	1	1	0	0	0	0	0	0	0	0	0	0	0	2
09:45	1	1	3	0	0	0	0	0	0	0	0	0	0	5
10:00	0	2	1	0	0	0	0	0	0	0	0	0	0	3
10:15	0	0	0	1	0	0	0	0	0	0	0	0	0	1
10:30	1	1	1	0	0	0	0	0	0	0	0	0	0	3
10:45	0	0	0	1	0	0	0	0	0	0	0	0	0	1
11:00	0	0	3	1	1	0	0	0	0	0	0	0	0	5
11:15	0	0	0	1	1	0	0	0	0	0	0	0	0	2
11:30	0	2	0	1	0	0	0	0	0	0	0	0	0	3
11:45	1	0	1	0	0	0	0	0	0	0	0	0	0	2
12:00 PM	0	1	2	0	0	0	0	0	0	0	0	0	0	3
12:15	0	1	0	1	0	0	0	0	0	0	0	0	0	2
12:30	0	0	1	1	1	0	0	0	0	0	0	0	0	3
12:45	1	0	0	2	0	0	0	0	0	0	0	0	0	3
13:00	0	1	1	0	0	0	0	0	0	0	0	0	0	2
13:15	1	0	0	0	0	0	0	0	0	0	0	0	0	1
13:30	0	0	0	0	0	0	0	0	0	0	0	0	0	0
13:45	0	0	2	2	0	0	0	0	0	0	0	0	0	4
14:00	0	0	0	2	0	0	0	0	0	0	0	0	0	2
14:15	2	1	1	1	0	0	0	0	0	0	0	0	0	5
14:30	0	1	0	0	0	0	0	0	0	0	0	0	0	1
14:45	0	1	1	1	1	0	0	0	0	0	0	0	0	4
15:00	0	1	4	2	0	0	0	0	0	0	0	0	0	8
15:15	0	0	0	1	1	0	0	0	0	0	0	0	0	2
15:30	0	1	2	1	2	0	0	0	0	0	0	0	0	6
15:45	1	0	0	0	0	0	0	0	0	0	0	0	0	1
16:00	0	3	3	0	0	0	0	0	0	0	0	0	0	6
16:15	0	1	2	0	0	0	0	0	0	0	0	0	0	3
16:30	0	0	1	1	0	0	0	0	0	0	0	0	0	2
16:45	0	1	2	0	0	0	0	0	0	0	0	0	0	3
17:00	0	0	3	1	0	0	0	0	0	0	0	0	0	4
17:15	0	1	2	1	1	0	0	0	0	0	0	0	0	5
17:30	0	1	0	3	0	0	0	0	0	0	0	0	0	4
17:45	1	0	0	1	0	0	0	0	0	0	0	0	0	3
18:00	0	0	0	0	0	0	0	0	0	0	0	0	0	0
18:15	2	2	0	1	2	0	0	0	0	0	0	0	0	7
18:30	0	1	1	0	0	0	0	0	0	0	0	0	0	2
18:45	0	3	0	0	0	0	0	0	0	0	0	0	0	3
19:00	0	0	3	3	1	1	0	0	0	0	0	0	0	5
19:15	1	0	1	3	0	0	0	0	0	0	0	0	0	5
19:30	0	1	0	0	0	0	0	0	0	0	0	0	0	1
19:45	0	0	0	1	1	0	0	0	0	0	0	0	0	2
20:00	0	2	0	1	0	0	0	0	0	0	0	0	0	3
20:15	0	0	0	1	0	0	0	0	0	0	0	0	0	1
20:30	0	0	0	1	0	0	0	0	0	0	0	0	0	1
20:45	1	0	0	0	0	0	0	0	0	0	0	0	0	1
21:00	0	0	2	0	0	0	0	0	0	0	0	0	0	2
21:15	0	0	0	1	0	0	0	0	0	0	0	0	0	1
21:30	0	0	0	0	0	0	0	0	0	0	0	0	0	0
21:45	0	0	2	0	0	0	0	0	0	0	0	0	0	2
22:00	0	0	0	0	0	0	0	0	0	0	0	0	0	0
22:15	0	0	0	2	0	0	0	0	0	0	0	0	0	2
22:30	0	0	0	0	0	0	0	0	0	0	0	0	0	0
22:45	0	1	0	0	0	0	0	0	0	0	0	0	0	1
23:00	0	0	0	0	0	0	0	0	0	0	0	0	0	0
23:15	0	1	0	0	1	0	0	0	0	0	0	0	0	2
23:30	0	0	0	0	0	0	0	0	0	0	0	0	0	0
23:45	0	0	0	0	0	0	0	0	0	0	0	0	0	0
<b>Totals</b>	<b>18</b>	<b>42</b>	<b>56</b>	<b>47</b>	<b>14</b>									<b>177</b>
% of Totals	10%	24%	32%	27%	8%									100%

AM Volumes	8	16	14	14	4	0	0	0	0	0	0	0	0	50
% AM	5%	9%	8%	8%	2%									32%
AM Peak Hour	09:00	08:15	09:15	06:00	10:30									09:15
Volume	3	6	5	1	2									12
PM Volumes	10	20	42	33	10	0	0	0	0	0	0	0	0	121
% PM	6%	15%	24%	19%	6%									68%
PM Peak Hour	17:30	18:00	18:45	17:00	14:45									18:45
Volume	3	6	9	4	4									21
Directional Peak Periods		AM 7-9			NOON 12-2			PM 4-6			Off Peak Volumes			
All Classes	Volume	%	Volume	%	Volume	%	Volume	%	Volume	%	Volume	%		
	16	9%	18	10%	30	17%	113	64%						

Street Name	Direction	15th	50th	Average	85th	95th	ADT
SW 51st St	East Bound	19	25	25	31	34	200
SW 51st St	West Bound	16	23	22	29	32	177

Summary

Time	< 15	15 - 19	20 - 24	25 - 29	30 - 34	35 - 39	40 - 44	45 - 49	50 - 54	55 - 59	60 - 64	65 - 69	70 +	Total
00:00 AM	0	0	0	0	0	0	0	0	0	0	0	0	0	0
00:15	0	0	0	0	0	0	0	0	0	0	0	0	0	0
00:30	0	0	0	0	0	0	0	0	0	0	0	0	0	0
00:45	0	0	0	0	0	0	0	0	0	0	0	0	0	0
01:00	0	0	0	0	0	0	0	0	0	0	0	0	0	0
01:15	0	0	0	0	0	0	0	0	0	0	0	0	0	0
01:30	0	0	0	0	0	0	0	0	0	0	0	0	0	0
01:45	0	0	0	0	0	0	0	0	0	0	0	0	0	0
02:00	0	0	0	0	0	0	0	0	0	0	0	0	0	0
02:15	0	0	0	0	0	0	0	0	0	0	0	0	0	0
02:30	0	0	0	0	0	1	0	0	0	0	0	0	0	1
02:45	0	0	0	0	0	0	0	0	0	0	0	0	0	0
03:00	0	0	0	0	1	0	0	0	0	0	0	0	0	1
03:15	0	0	0	0	0	0	0	0	0	0	0	0	0	0
03:30	0	0	0	0	0	0	0	0	0	0	0	0	0	0
03:45	0	0	0	0	0	1	0	0	0	0	0	0	0	1
04:00	0	0	0	0	0	0	0	0	0	0	0	0	0	0
04:15	0	0	0	0	0	0	0	0	0	0	0	0	0	0
04:30	1	0	0	0	0	0	0	0	0	0	0	0	0	1
04:45	0	1	0	1	0	0	0	0	0	0	0	0	0	2
05:00	0	0	0	0	1	0	0	0	0	0	0	0	0	1
05:15	0	0	0	0	1	0	0	0	0	0	0	0	0	1
05:30	0	0	1	1	1	0	0	0	0	0	0	0	0	3
05:45	0	0	0	2	1	0	0	0	0	0	0	0	0	3
06:00	1	0	2	1	0	0	0	0	0	0	0	0	0	4
06:15	0	0	0	4	0	0	0	0	0	0	0	0	0	4
06:30	0	0	0	3	0	0	0	0	0	0	0	0	0	3
06:45	0	1	0	3	0	0	0	0	0	0	0	0	0	4
07:00	0	1	2	1	0	0	0	0	0	0	0	0	0	4
07:15	0	1	1	2	1	1	0	0	0	0	0	0	0	6
07:30	1	0	2	1	1	0	0	0	0	0	0	0	0	5
07:45	0	1	0	5	0	0	0	0	0	0	0	0	0	6
08:00	0	0	2	1	0	1	0	0	0	0	0	0	0	4
08:15	1	1	0	0	0	0	0	0	0	0	0	0	0	2
08:30	0	1	3	1	0	0	0	0	0	0	0	0	0	5
08:45	1	3	0	0	0	0	0	0	0	0	0	0	0	4
09:00	0	1	1	0	0	0	0	0	0	0	0	0	0	2
09:15	2	3	0	4	0	0	0	0	0	0	0	0	0	6
09:30	2	3	0	0	0	0	0	0	0	0	0	0	0	5
09:45	1	2	5	0	0	0	0	0	0	0	0	0	0	8
10:00	0	2	1	3	0	0	0	0	0	0	0	0	0	6
10:15	1	1	0	3	0	0	0	0	0	0	0	0	0	5
10:30	1	1	2	0	1	0	0	0	0	0	0	0	0	5
10:45	1	0	1	0	0	0	0	0	0	0	0	0	0	3
11:00	0	1	3	1	1	0	0	0	0	0	0	0	0	6
11:15	0	3	3	1	2	0	0	0	0	0	0	0	0	6
11:30	0	3	2	1	0	0	0	0	0	0	0	0	0	6
11:45	1	0	1	1	1	0	0	0	0	0	0	0	0	4
12:00 PM	0	2	2	0	1	0	0	0	0	0	0	0	0	6
12:15	0	1	2	1	0	1	0	0	0	0	0	0	0	4
12:30	0	0	4	1	2	0	0	0	0	0	0	0	0	7
12:45	1	1	1	3	0	0	0	0	0	0	0	0	0	6
13:00	1	1	2	1	1	0	0	0	0	0	0	0	0	6
13:15	1	0	3	0	0	0	0	0	0	0	0	0	0	4
13:30	0	0	3	0	0	0	0	0	0	0	0	0	0	3
13:45	0	0	2	2	0	0	0	0	0	0	0	0	0	4
14:00	0	0	1	3	0	0	0	0	0	0	0	0	0	4
14:15	2	1	1	2	2	1	0	0	0	0	0	0	0	9
14:30	0	1	0	0	0	0	0	0	0	0	0	0	0	1
14:45	1	2	4	2	1	0	0	0	0	0	0	0	0	10
15:00	0	1	7	2	0	0	0	0	0	0	0	0	0	10
15:15	0	1	3	3	2	1	0	0	0	0	0	0	0	10
15:30	1	2	3	3	2	0	0	0	0	0	0	0	0	11
15:45	1	0	1	3	2	0	0	0	0	0	0	0	0	7
16:00	0	3	4	3	0	0	0	0	0	0	0	0	0	10
16:15	0	2	3	2	1	0	0	0	0	0	0	0	0	6
16:30	0	0	3	2	1	0	0	0	0	0	0	0	0	6
16:45	1	2	3	5	0	0	0	0	0	0	0	0	0	11
17:00	0	0	3	3	1	0	0	0	0	0	0	0	0	7
17:15	1	2	5	4	2	0	0	0	0	0	0	0	0	14
17:30	0	2	2	4	0	0	0	0	0	0	0	0	0	8
17:45	1	0	2	1	0	0	0	0	0	0	0	0	0	4
18:00	0	1	2	0	1	0	0	0	0	0	0	0	0	4
18:15	2	3	0	3	3	0	0	0	0	0	0	0	0	11
18:30	1	2	3	0	0	0	0	0	0	0	0	0	0	6
18:45	0	3	3	1	0	0	0	0	0	0	0	0	0	7
19:00	0	0	4	4	1	1	0	0	0	0	0	0	0	6
19:15	1	0	3	4	0	0	0	0	0	0	0	0	0	8
19:30	0	1	3	2	0	0	0	0	0	0	0	0	0	6
19:45	0	0	0	3	1	0	0	0	0	0	0	0	0	4
20:00	0	3	0	1	0	0	0	0	0	0	0	0	0	4
20:15	0	0	1	1	2	0	0	0	0	0	0	0	0	4
20:30	0	0	3	1	1	0	0	0	0	0	0	0	0	5
20:45	1	0	0	0	0	0	0	0	0	0	0	0	0	1
21:00	0	0	2	1	0	0	0	0	0	0	0	0	0	3
21:15	0	0	0	1	0	0	0	0	0	0	0	0	0	1
21:30	1	1	0	1	0	0	0	0	0	0	0	0	0	3
21:45	0	0	2	0	0	0	0	0	0	0	0	0	0	2
22:00	0	0	2	1	0	0	0	0	0	0	0	0	0	3
22:15	0	0	0	2	0	0	0	0	0	0	0	0	0	2
22:30	0	0	0	0	0	0	0	0	0	0	0	0	0	0
22:45	0	1	0	0	0	0	0	0	0	0	0	0	0	1
23:00	0	0	0	0	0	0	0	0	0	0	0	0	0	0
23:15	0	1	0	1	0	0	0	0	0	0	0	0	0	2
23:30	0	0	0	0	0	0	0	0	0	0	0	0	0	0
23:45	0	0	0	0	0	0	0	0	0	0	0	0	0	0
<b>Totals</b>	<b>31</b>	<b>64</b>	<b>124</b>	<b>110</b>	<b>43</b>	<b>5</b>								<b>377</b>
% of Totals	8%	17%	33%	29%	11%	1%								100%

<b>AM Volumes</b>	14	24	36	37	17	2	0	0	0	0	0	0	0	130
% AM	4%	6%	10%	10%	5%	1%								34%
<b>AM Peak Hour</b>	08:45	09:30	09:00	06:00	05:00	07:15								09:35
Volume	5	8	10	11	4	2								23
<b>PM Volumes</b>	17	40	88	73	30	3	0	0	0	0	0	0	0	247
% PM	5%	11%	23%	19%	7%	1%								66%
<b>PM Peak Hour</b>	17:45	18:00	18:45	16:45	15:00	12:00								18:45
Volume	4	9	17	16	6	1								41
<b>Directional Peak Periods</b>	<b>AM 7-9</b>			<b>NOON 12-2</b>			<b>PM 4-6</b>			<b>Off Peak Volumes</b>				
All Classes	Volume	%	Volume	%	Volume	%	Volume	%	Volume	%	Volume	%		
	36	10%	39	10%	66	18%	236	63%						

Street Name	Direction	Percentiles					
		15th	50th	Average	85th	95th	ADT
SW 51st St	Summary	17	24	23	30	33	377

# SPEED

SW 51st St Bet. SW 105th Ave & SW 104th Ave

Day: Thursday  
Date: 5/18/2023

City: Cooper City  
Project #: FL23\_140259\_017e

## East Bound

Time	< 15	15 - 19	20 - 24	25 - 29	30 - 34	35 - 39	40 - 44	45 - 49	50 - 54	55 - 59	60 - 64	65 - 69	70 +	Total
00:00 AM	0	0	0	0	0	0	0	0	0	0	0	0	0	0
01:00	0	0	0	0	0	0	0	0	0	0	0	0	0	0
02:00	0	0	0	0	1	0	0	0	0	0	0	0	0	1
03:00	0	0	0	0	1	0	0	0	0	0	0	0	0	1
04:00	0	1	0	1	0	0	0	0	0	0	0	0	0	2
05:00	0	0	1	4	3	0	0	0	0	0	0	0	0	8
06:00	1	1	2	4	3	0	0	0	0	0	0	0	0	11
07:00	0	0	3	6	2	1	0	0	0	0	0	0	0	12
08:00	1	0	4	2	0	1	0	0	0	0	0	0	0	8
09:00	2	3	6	0	0	0	0	0	0	0	0	0	0	11
10:00	2	1	1	5	1	0	0	0	0	0	0	0	0	10
11:00	0	2	5	1	2	0	0	0	0	0	0	0	0	10
12:00 PM	0	2	6	1	2	1	0	0	0	0	0	0	0	12
13:00	1	0	6	1	1	0	0	0	0	0	0	0	0	9
14:00	1	1	4	3	2	1	0	0	0	0	0	0	0	12
15:00	1	2	6	7	3	1	0	0	0	0	0	0	0	20
16:00	1	2	4	10	2	0	0	0	0	0	0	0	0	19
17:00	1	2	6	6	2	0	0	0	0	0	0	0	0	17
18:00	1	3	7	3	2	0	0	0	0	0	0	0	0	16
19:00	0	0	6	5	0	0	0	0	0	0	0	0	0	11
20:00	0	1	1	1	2	0	0	0	0	0	0	0	0	5
21:00	1	1	0	2	0	0	0	0	0	0	0	0	0	4
22:00	0	0	0	1	0	0	0	0	0	0	0	0	0	1
23:00	0	0	0	0	0	0	0	0	0	0	0	0	0	0
<b>Totals</b>	<b>13</b>	<b>22</b>	<b>68</b>	<b>63</b>	<b>29</b>	<b>5</b>								<b>200</b>
<b>% of Totals</b>	<b>7%</b>	<b>11%</b>	<b>34%</b>	<b>32%</b>	<b>15%</b>	<b>3%</b>								<b>100%</b>

<b>AM Volumes</b>	6	8	22	23	13	2	0	0	0	0	0	0	0	74
<b>% AM</b>	3%	4%	11%	12%	7%	1%								37%
<b>AM Peak Hour</b>	09:00	09:00	09:00	07:00	05:00	07:00								07:00
<b>Volume</b>	2	3	6	6	3	1								12
<b>PM Volumes</b>	7	14	46	40	16	3	0	0	0	0	0	0	0	126
<b>% PM</b>	4%	7%	23%	20%	8%	2%								63%
<b>PM Peak Hour</b>	13:00	18:00	18:00	16:00	15:00	12:00								15:00
<b>Volume</b>	1	3	7	10	3	1								20

Directional Peak Periods All Speeds	AM 7-9		NOON 12-2		PM 4-6		Off Peak Volumes	
	Volume	%	Volume	%	Volume	%	Volume	%
	20	↔ 10%	21	↔ 11%	36	↔ 18%	123	↔ 62%

Street Name	Direction	Percentiles					ADT
		15th	50th	Average	85th	95th	
SW 51st St	East Bound	19	25	25	31	34	200
SW 51st St	West Bound	16	23	22	29	32	177



# SPEED

SW 51st St Bet. SW 105th Ave & SW 104th Ave

Day: Thursday  
Date: 5/18/2023

City: Cooper City  
Project #: FL23\_140259\_017w

## West Bound

Time	< 15	15 - 19	20 - 24	25 - 29	30 - 34	35 - 39	40 - 44	45 - 49	50 - 54	55 - 59	60 - 64	65 - 69	70 +	Total
00:00 AM	0	0	0	0	0	0	0	0	0	0	0	0	0	0
01:00	0	0	0	0	0	0	0	0	0	0	0	0	0	0
02:00	0	0	0	0	0	0	0	0	0	0	0	0	0	0
03:00	0	0	0	0	1	0	0	0	0	0	0	0	0	1
04:00	1	0	0	0	0	0	0	0	0	0	0	0	0	1
05:00	0	0	0	0	1	0	0	0	0	0	0	0	0	1
06:00	0	0	0	7	0	0	0	0	0	0	0	0	0	7
07:00	1	3	2	3	0	0	0	0	0	0	0	0	0	9
08:00	1	5	1	0	0	0	0	0	0	0	0	0	0	7
09:00	3	3	4	0	0	0	0	0	0	0	0	0	0	10
10:00	1	3	3	1	0	0	0	0	0	0	0	0	0	8
11:00	1	2	4	3	2	0	0	0	0	0	0	0	0	12
12:00 PM	1	2	3	4	1	0	0	0	0	0	0	0	0	11
13:00	1	1	3	2	0	0	0	0	0	0	0	0	0	7
14:00	2	3	2	4	1	0	0	0	0	0	0	0	0	12
15:00	1	2	8	4	3	0	0	0	0	0	0	0	0	18
16:00	0	5	8	1	0	0	0	0	0	0	0	0	0	14
17:00	1	2	6	6	1	0	0	0	0	0	0	0	0	16
18:00	2	6	1	1	2	0	0	0	0	0	0	0	0	12
19:00	1	1	4	5	2	0	0	0	0	0	0	0	0	13
20:00	1	2	1	2	0	0	0	0	0	0	0	0	0	6
21:00	0	0	4	1	0	0	0	0	0	0	0	0	0	5
22:00	0	1	2	2	0	0	0	0	0	0	0	0	0	5
23:00	0	1	0	1	0	0	0	0	0	0	0	0	0	2
<b>Totals</b>	<b>18</b>	<b>42</b>	<b>56</b>	<b>47</b>	<b>14</b>									<b>177</b>
<b>% of Totals</b>	10%	24%	32%	27%	8%									100%

<b>AM Volumes</b>	8	16	14	14	4	0	0	0	0	0	0	0	0	56
<b>% AM</b>	5%	9%	8%	8%	2%									32%
<b>AM Peak Hour</b>	09:00	08:00	09:00	06:00	11:00									11:00
<b>Volume</b>	3	5	4	7	2									12
<b>PM Volumes</b>	10	26	42	33	10	0	0	0	0	0	0	0	0	121
<b>% PM</b>	6%	15%	24%	19%	6%									68%
<b>PM Peak Hour</b>	14:00	18:00	15:00	17:00	15:00									15:00
<b>Volume</b>	2	6	8	6	3									18

Directional Peak Periods All Speeds	AM 7-9		NOON 12-2		PM 4-6		Off Peak Volumes	
	Volume	%	Volume	%	Volume	%	Volume	%
	16	↔ 9%	18	↔ 10%	30	↔ 17%	113	↔ 64%

Street Name	Direction	Percentiles					ADT
		15th	50th	Average	85th	95th	
SW 51st St	East Bound	19	25	25	31	34	200
SW 51st St	West Bound	16	23	22	29	32	177

# SPEED

SW 51st St Bet. SW 105th Ave & SW 104th Ave

Day: Thursday  
Date: 5/18/2023

City: Cooper City  
Project #: FL23\_140259\_017

## Summary

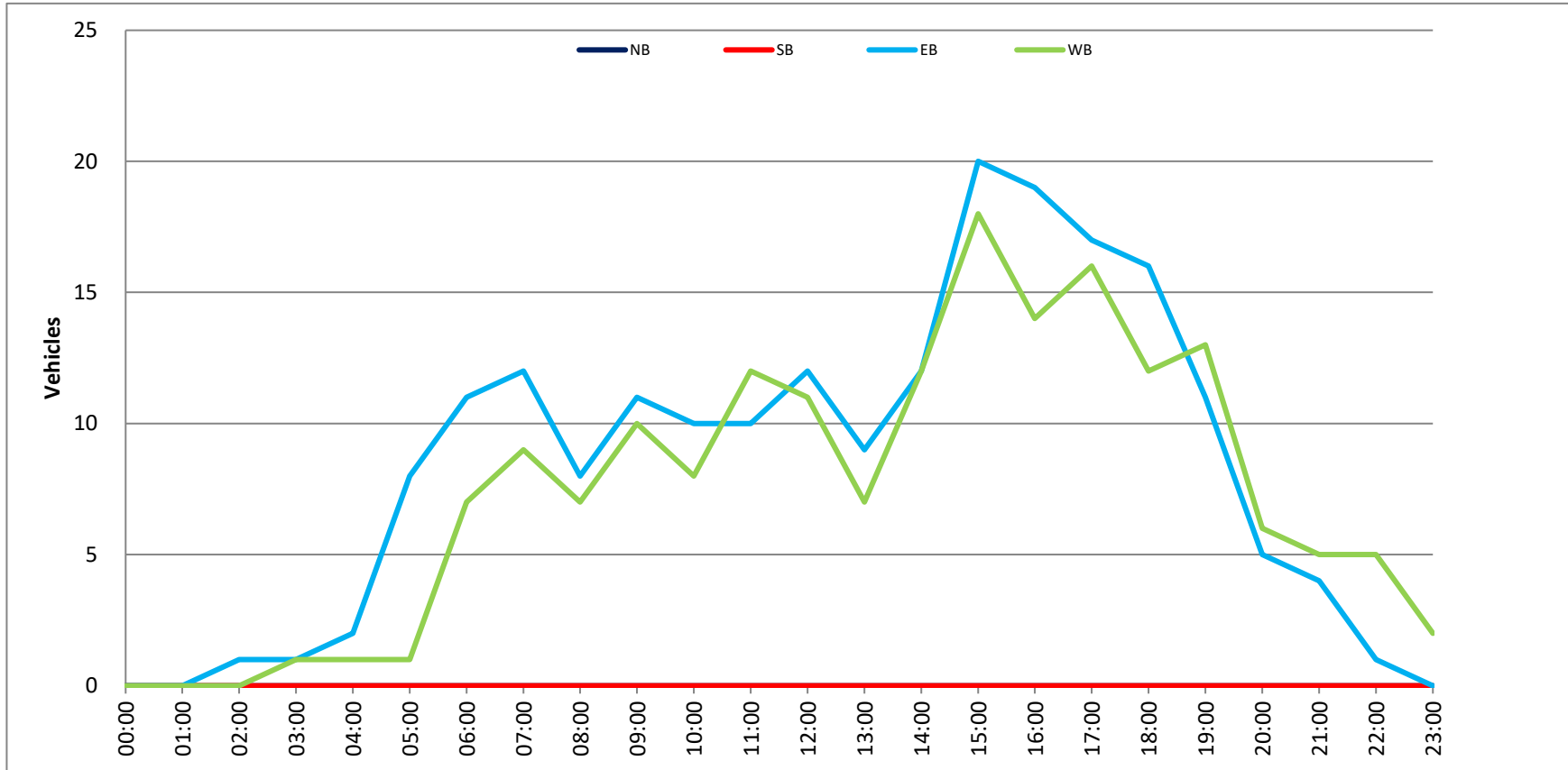
Time	< 15	15 - 19	20 - 24	25 - 29	30 - 34	35 - 39	40 - 44	45 - 49	50 - 54	55 - 59	60 - 64	65 - 69	70 +	Total
00:00 AM	0	0	0	0	0	0	0	0	0	0	0	0	0	0
01:00	0	0	0	0	0	0	0	0	0	0	0	0	0	0
02:00	0	0	0	0	1	0	0	0	0	0	0	0	0	1
03:00	0	0	0	0	2	0	0	0	0	0	0	0	0	2
04:00	1	1	0	1	0	0	0	0	0	0	0	0	0	3
05:00	0	0	1	4	4	0	0	0	0	0	0	0	0	9
06:00	1	1	2	11	3	0	0	0	0	0	0	0	0	18
07:00	1	3	5	9	2	1	0	0	0	0	0	0	0	21
08:00	2	5	5	2	0	1	0	0	0	0	0	0	0	15
09:00	5	6	10	0	0	0	0	0	0	0	0	0	0	21
10:00	3	4	4	6	1	0	0	0	0	0	0	0	0	18
11:00	1	4	9	4	4	0	0	0	0	0	0	0	0	22
12:00 PM	1	4	9	5	3	1	0	0	0	0	0	0	0	23
13:00	2	1	9	3	1	0	0	0	0	0	0	0	0	16
14:00	3	4	6	7	3	1	0	0	0	0	0	0	0	24
15:00	2	4	14	11	6	1	0	0	0	0	0	0	0	38
16:00	1	7	12	11	2	0	0	0	0	0	0	0	0	33
17:00	2	4	12	12	3	0	0	0	0	0	0	0	0	33
18:00	3	9	8	4	4	0	0	0	0	0	0	0	0	28
19:00	1	1	10	10	2	0	0	0	0	0	0	0	0	24
20:00	1	3	2	3	2	0	0	0	0	0	0	0	0	11
21:00	1	1	4	3	0	0	0	0	0	0	0	0	0	9
22:00	0	1	2	3	0	0	0	0	0	0	0	0	0	6
23:00	0	1	0	1	0	0	0	0	0	0	0	0	0	2
<b>Totals</b>	<b>31</b>	<b>64</b>	<b>124</b>	<b>110</b>	<b>43</b>	<b>5</b>								<b>377</b>
<b>% of Totals</b>	<b>8%</b>	<b>17%</b>	<b>33%</b>	<b>29%</b>	<b>11%</b>	<b>1%</b>								<b>100%</b>

<b>AM Volumes</b>	14	24	36	37	17	2	0	0	0	0	0	0	0	130
<b>% AM</b>	4%	6%	10%	10%	5%	1%								34%
<b>AM Peak Hour</b>	09:00	09:00	09:00	06:00	05:00	07:00								11:00
<b>Volume</b>	5	6	10	11	4	1								22
<b>PM Volumes</b>	17	40	88	73	26	3	0	0	0	0	0	0	0	247
<b>% PM</b>	5%	11%	23%	19%	7%	1%								66%
<b>PM Peak Hour</b>	14:00	18:00	15:00	17:00	15:00	12:00								15:00
<b>Volume</b>	3	9	14	12	6	1								38

Directional Peak Periods All Speeds	AM 7-9		NOON 12-2		PM 4-6		Off Peak Volumes	
	Volume	%	Volume	%	Volume	%	Volume	%
	36	↔ 10%	39	↔ 10%	66	↔ 18%	236	↔ 63%

Street Name	Direction	Percentiles					ADT
		15th	50th	Average	85th	95th	
SW 51st St	Summary	17	24	23	30	33	377





Time	< 15	15 - 19	20 - 24	25 - 29	30 - 34	35 - 39	40 - 44	45 - 49	50 - 54	55 - 59	60 - 64	65 - 69	70 +	Total
00:00 AM	0	0	0	0	0	0	0	0	0	0	0	0	0	0
00:15	0	0	0	0	0	0	0	0	0	0	0	0	0	0
00:30	0	0	0	0	0	0	0	0	0	0	0	0	0	0
00:45	0	0	0	0	0	0	0	0	0	0	0	0	0	0
01:00	0	0	0	0	0	0	0	0	0	0	0	0	0	0
01:15	0	0	0	0	0	0	0	0	0	0	0	0	0	0
01:30	0	0	0	0	0	0	0	0	0	0	0	0	0	0
01:45	0	0	0	0	0	0	0	0	0	0	0	0	0	0
02:00	0	0	0	0	0	0	0	0	0	0	0	0	0	0
02:15	0	0	0	0	0	0	0	0	0	0	0	0	0	0
02:30	0	0	0	0	0	0	0	0	0	0	0	0	0	0
02:45	0	0	0	0	0	0	0	0	0	0	0	0	0	0
03:00	0	0	0	0	1	0	0	0	0	0	0	0	0	1
03:15	0	0	0	0	0	0	0	0	0	0	0	0	0	0
03:30	0	0	0	1	0	0	0	0	0	0	0	0	0	1
03:45	0	0	0	0	0	0	0	0	0	0	0	0	0	0
04:00	0	0	0	0	0	0	0	0	0	0	0	0	0	0
04:15	0	0	0	0	0	0	0	0	0	0	0	0	0	0
04:30	0	0	1	0	0	0	0	0	0	0	0	0	0	1
04:45	0	0	0	0	1	0	0	0	0	0	0	0	0	1
05:00	0	0	0	1	0	0	0	0	0	0	0	0	0	1
05:15	0	0	2	1	0	0	0	0	0	0	0	0	0	3
05:30	1	0	1	1	0	0	0	0	0	0	0	0	0	3
05:45	0	0	1	1	0	0	0	0	0	0	0	0	0	2
06:00	0	3	2	10	0	0	0	0	0	0	0	0	0	15
06:15	2	0	5	4	2	0	0	0	0	0	0	0	0	13
06:30	1	0	1	2	3	0	0	0	0	0	0	0	0	7
06:45	0	1	4	3	1	0	0	0	0	0	0	0	0	9
07:00	0	1	3	0	1	0	0	0	0	0	0	0	0	5
07:15	0	2	6	4	1	0	0	0	0	0	0	0	0	13
07:30	1	3	2	8	0	0	0	0	0	0	0	0	0	14
07:45	2	0	3	2	1	0	0	0	0	0	0	0	0	8
08:00	0	1	2	0	0	0	0	0	0	0	0	0	0	3
08:15	0	3	2	0	0	0	0	0	0	0	0	0	0	5
08:30	1	0	0	4	1	0	0	0	0	0	0	0	0	6
08:45	0	0	2	0	0	0	0	0	0	0	0	0	0	2
09:00	0	0	1	1	2	0	0	0	0	0	0	0	0	4
09:15	0	1	2	1	1	1	0	0	0	0	0	0	0	6
09:30	0	1	3	1	0	0	0	0	0	0	0	0	0	5
09:45	0	0	1	1	0	0	0	0	0	0	0	0	0	2
10:00	0	0	2	4	0	0	0	0	0	0	0	0	0	6
10:15	0	1	1	0	0	0	0	0	0	0	0	0	0	2
10:30	0	2	2	1	0	0	0	0	0	0	0	0	0	5
10:45	1	0	0	1	3	0	0	0	0	0	0	0	0	5
11:00	0	1	1	1	0	0	0	0	0	0	0	0	0	3
11:15	0	1	0	4	1	0	0	0	0	0	0	0	0	6
11:30	0	1	1	0	1	0	0	0	0	0	0	0	0	3
11:45	1	0	2	2	2	0	0	0	0	0	0	0	0	7
12:00 PM	0	0	1	1	0	0	0	0	0	0	0	0	0	2
12:15	0	1	0	0	1	0	0	0	0	0	0	0	0	2
12:30	0	0	1	0	0	0	0	0	0	0	0	0	0	1
12:45	0	1	1	1	2	0	0	0	0	0	0	0	0	5
13:00	1	0	3	2	1	0	0	0	0	0	0	0	0	7
13:15	0	2	6	1	1	0	0	0	0	0	0	0	0	10
13:30	1	1	3	1	0	0	0	0	0	0	0	0	0	7
13:45	0	2	1	1	0	0	0	0	0	0	0	0	0	4
14:00	0	1	1	0	0	0	0	0	0	0	0	0	0	2
14:15	1	0	4	4	0	0	0	0	0	0	0	0	0	9
14:30	1	1	2	6	1	0	0	0	0	0	0	0	0	11
14:45	0	0	2	0	1	0	0	0	0	0	0	0	0	3
15:00	0	0	0	3	1	0	0	0	0	0	0	0	0	4
15:15	2	0	1	2	1	0	0	0	0	0	0	0	0	6
15:30	1	2	2	2	0	1	0	0	0	0	0	0	0	8
15:45	1	0	0	2	1	1	0	0	0	0	0	0	0	5
16:00	0	2	2	3	0	0	0	0	0	0	0	0	0	7
16:15	0	1	3	1	0	0	0	0	0	0	0	0	0	5
16:30	0	0	1	2	0	0	0	0	0	0	0	0	0	3
16:45	0	0	1	1	0	0	0	0	0	0	0	0	0	2
17:00	0	1	1	1	0	0	0	0	0	0	0	0	0	3
17:15	1	1	8	1	0	0	0	0	0	0	0	0	0	11
17:30	0	3	1	1	0	0	0	0	0	0	0	0	0	6
17:45	0	0	0	1	0	0	0	0	0	0	0	0	0	1
18:00	1	0	2	4	0	0	0	0	0	0	0	0	0	7
18:15	0	0	2	1	0	1	0	0	0	0	0	0	0	4
18:30	0	1	1	0	0	1	0	0	0	0	0	0	0	3
18:45	0	1	2	2	0	0	0	0	0	0	0	0	0	5
19:00	0	4	1	0	0	0	0	0	0	0	0	0	0	5
19:15	0	1	0	1	0	0	0	0	0	0	0	0	0	2
19:30	1	0	1	0	1	0	0	0	0	0	0	0	0	3
19:45	2	2	2	0	0	0	0	0	0	0	0	0	0	6
20:00	1	0	4	0	0	0	0	0	0	0	0	0	0	5
20:15	2	2	0	0	1	0	0	0	0	0	0	0	0	5
20:30	1	1	3	1	0	0	0	0	0	0	0	0	0	7
20:45	0	0	0	0	0	0	0	0	0	0	0	0	0	0
21:00	0	2	1	0	0	0	0	0	0	0	0	0	0	3
21:15	0	0	1	0	0	0	0	0	0	0	0	0	0	1
21:30	0	0	0	0	0	0	0	0	0	0	0	0	0	0
21:45	0	0	0	0	0	0	0	0	0	0	0	0	0	0
22:00	0	0	0	0	0	0	0	0	0	0	0	0	0	0
22:15	0	0	0	0	0	0	0	0	0	0	0	0	0	0
22:30	0	0	0	0	0	0	0	0	0	0	0	0	0	0
22:45	0	0	0	0	0	0	0	0	0	0	0	0	0	0
23:00	0	0	0	0	0	0	0	0	0	0	0	0	0	0
23:15	0	0	0	0	0	0	0	0	0	0	0	0	0	0
23:30	0	0	0	0	0	0	0	0	0	0	0	0	0	0
23:45	0	1	2	0	0	0	0	0	0	0	0	0	0	3
<b>Totals</b>	<b>27</b>	<b>56</b>	<b>121</b>	<b>104</b>	<b>32</b>	<b>5</b>								<b>345</b>
<b>% of Totals</b>	<b>8%</b>	<b>16%</b>	<b>35%</b>	<b>30%</b>	<b>9%</b>	<b>1%</b>								<b>100%</b>

Directional Peak Periods	AM 7-9		NOON 12-2		PM 4-6		Off Peak Volumes	
All Classes	Volume	%	Volume	%	Volume	%	Volume	%
	56	16%	38	11%	38	11%	213	62%

Street Name	Direction	15th	50th	Average	85th	95th	ADT
SW 51st St	East Bound	17	24	23	29	33	345
SW 51st St	West Bound	16	21	21	26	29	375

Time	< 15	15 - 19	20 - 24	25 - 29	30 - 34	35 - 39	40 - 44	45 - 49	50 - 54	55 - 59	60 - 64	65 - 69	70 +	Total
00:00 AM	0	0	0	0	0	0	0	0	0	0	0	0	0	0
00:15	0	0	0	0	0	0	0	0	0	0	0	0	0	0
00:30	0	0	0	0	0	0	0	0	0	0	0	0	0	0
00:45	0	0	1	0	0	0	0	0	0	0	0	0	0	1
01:00	0	0	0	0	0	0	0	0	0	0	0	0	0	0
01:15	0	0	0	0	0	0	0	0	0	0	0	0	0	0
01:30	0	0	0	0	0	0	0	0	0	0	0	0	0	0
01:45	0	0	0	0	0	0	0	0	0	0	0	0	0	0
02:00	0	0	0	0	0	0	0	0	0	0	0	0	0	0
02:15	0	0	0	0	0	0	0	0	0	0	0	0	0	0
02:30	0	0	0	0	0	0	0	0	0	0	0	0	0	0
02:45	0	0	0	0	0	0	0	0	0	0	0	0	0	0
03:00	0	0	0	0	0	0	0	0	0	0	0	0	0	0
03:15	0	0	0	0	0	0	0	0	0	0	0	0	0	0
03:30	0	0	0	0	0	0	0	0	0	0	0	0	0	0
03:45	0	0	0	0	1	0	0	0	0	0	0	0	0	1
04:00	0	0	0	1	0	0	0	0	0	0	0	0	0	1
04:15	0	1	0	0	0	0	0	0	0	0	0	0	0	1
04:30	0	0	0	0	0	0	0	0	0	0	0	0	0	0
04:45	0	0	0	0	0	0	0	0	0	0	0	0	0	0
05:00	0	0	0	0	0	0	0	0	0	0	0	0	0	0
05:15	0	0	2	0	0	0	0	0	0	0	0	0	0	2
05:30	0	0	1	0	0	0	0	0	0	0	0	0	0	1
05:45	0	1	0	0	0	0	0	0	0	0	0	0	0	1
06:00	0	2	1	0	0	0	0	0	0	0	0	0	0	3
06:15	1	0	4	3	0	0	0	0	0	0	0	0	0	8
06:30	2	1	1	1	0	0	0	0	0	0	0	0	0	5
06:45	0	0	2	0	0	0	0	0	0	0	0	0	0	2
07:00	3	1	3	0	0	0	0	0	0	0	0	0	0	7
07:15	0	1	1	0	0	0	0	0	0	0	0	0	0	2
07:30	3	5	1	1	0	0	0	0	0	0	0	0	0	10
07:45	2	2	4	1	0	0	0	0	0	0	0	0	0	9
08:00	1	1	3	0	0	0	0	0	0	0	0	0	0	5
08:15	0	1	1	1	0	0	0	0	0	0	0	0	0	3
08:30	1	0	1	1	0	0	0	0	0	0	0	0	0	3
08:45	1	1	1	1	0	0	0	0	0	0	0	0	0	4
09:00	1	2	2	3	0	0	0	0	0	0	0	0	0	8
09:15	1	0	2	2	0	0	0	0	0	0	0	0	0	5
09:30	0	1	0	0	0	0	0	0	0	0	0	0	0	1
09:45	0	0	2	0	0	0	0	0	0	0	0	0	0	2
10:00	0	0	2	1	2	0	0	0	0	0	0	0	0	5
10:15	0	4	5	1	0	0	0	0	0	0	0	0	0	10
10:30	0	1	2	0	1	0	0	0	0	0	0	0	0	4
10:45	0	1	2	3	0	0	0	0	0	0	0	0	0	6
11:00	2	2	6	1	0	0	0	0	0	0	0	0	0	11
11:15	0	1	1	1	1	0	0	0	0	0	0	0	0	4
11:30	0	0	2	0	1	0	0	0	0	0	0	0	0	3
11:45	0	4	4	3	0	0	0	0	0	0	0	0	0	11
12:00 PM	0	2	5	1	0	0	0	0	0	0	0	0	0	8
12:15	1	0	3	0	0	0	0	0	0	0	0	0	0	4
12:30	1	0	2	1	1	0	0	0	0	0	0	0	0	5
12:45	0	5	1	0	0	0	0	0	0	0	0	0	0	6
13:00	0	2	0	1	0	0	0	0	0	0	0	0	0	3
13:15	0	3	4	0	0	0	0	0	0	0	0	0	0	7
13:30	0	0	3	0	0	0	0	0	0	0	0	0	0	3
13:45	0	2	6	1	0	0	0	0	0	0	0	0	0	9
14:00	1	1	3	1	0	0	0	0	0	0	0	0	0	6
14:15	1	3	2	2	1	0	0	0	0	0	0	0	0	9
14:30	0	3	5	1	0	0	0	0	0	0	0	0	0	9
14:45	0	1	6	2	0	0	0	0	0	0	0	0	0	9
15:00	0	2	5	1	0	0	0	0	0	0	0	0	0	8
15:15	0	3	4	3	0	0	0	0	0	0	0	0	0	10
15:30	2	2	5	1	0	0	0	0	0	0	0	0	0	10
15:45	2	3	1	2	1	0	0	0	0	0	0	0	0	9
16:00	0	4	4	0	0	0	0	0	0	0	0	0	0	8
16:15	0	6	1	1	0	0	0	0	0	0	0	0	0	8
16:30	1	3	3	1	0	0	0	0	0	0	0	0	0	8
16:45	3	2	2	2	0	0	0	0	0	0	0	0	0	9
17:00	1	1	4	0	0	0	0	0	0	0	0	0	0	6
17:15	1	0	1	4	0	0	0	0	0	0	0	0	0	6
17:30	0	2	1	0	0	0	0	0	0	0	0	0	0	3
17:45	1	1	5	1	1	0	0	0	0	0	0	0	0	9
18:00	3	0	3	0	0	0	0	0	0	0	0	0	0	6
18:15	1	2	2	0	1	0	0	0	0	0	0	0	0	6
18:30	0	0	1	2	0	0	0	0	0	0	0	0	0	3
18:45	1	1	3	0	0	0	0	0	0	0	0	0	0	5
19:00	0	2	3	3	1	0	0	0	0	0	0	0	0	6
19:15	1	3	3	2	0	0	0	0	0	0	0	0	0	9
19:30	0	1	2	1	0	0	0	0	0	0	0	0	0	4
19:45	0	0	2	0	0	0	0	0	0	0	0	0	0	2
20:00	3	1	2	0	0	0	0	0	0	0	0	0	0	6
20:15	0	0	0	0	0	0	0	0	0	0	0	0	0	0
20:30	0	0	1	1	0	0	0	0	0	0	0	0	0	2
20:45	0	0	1	0	0	0	0	0	0	0	0	0	0	1
21:00	0	1	1	0	0	0	0	0	0	0	0	0	0	2
21:15	0	0	1	1	0	0	0	0	0	0	0	0	0	2
21:30	0	0	1	0	0	0	0	0	0	0	0	0	0	1
21:45	0	0	1	0	0	0	0	0	0	0	0	0	0	1
22:00	0	1	1	1	0	0	0	0	0	0	0	0	0	3
22:15	1	0	0	0	0	0	0	0	0	0	0	0	0	1
22:30	0	0	0	0	0	0	0	0	0	0	0	0	0	0
22:45	0	0	1	0	0	0	0	0	0	0	0	0	0	1
23:00	1	1	0	0	0	0	0	0	0	0	0	0	0	2
23:15	0	0	0	0	0	0	0	0	0	0	0	0	0	0
23:30	1	0	0	1	0	0	0	0	0	0	0	0	0	2
23:45	0	1	0	0	0	0	0	0	0	0	0	0	0	1
<b>Totals</b>	<b>45</b>	<b>98</b>	<b>162</b>	<b>60</b>	<b>10</b>									<b>375</b>
% of Totals	12%	26%	43%	16%	3%									100%

AM Volumes	PM Volumes	Directional Peak Periods
18 5%	27 7%	AM 7-9 Volume 43    % 11% NOON 12-2 Volume 45    % 12% PM 4-6 Volume 57    % 15% Off Peak Volumes Volume 230    % 61%
33 9%	65 17%	
57 15%	103 28%	
25 7%	35 9%	
3 1%	11 3%	
8 2%	16 4%	
9 2%	15 4%	
15 4%	29 8%	
15 4%	20 5%	
11 3%	7 2%	

Street Name	Direction	Percentiles					ADT
		15th	50th	Average	85th	95th	
SW 51st St	East Bound	17	24	23	29	33	345
SW 51st St	West Bound	16	21	21	26	29	375

Summary

Time	< 15	15 - 19	20 - 24	25 - 29	30 - 34	35 - 39	40 - 44	45 - 49	50 - 54	55 - 59	60 - 64	65 - 69	70 +	Total
00:00 AM	0	0	0	0	0	0	0	0	0	0	0	0	0	0
00:15	0	0	0	0	0	0	0	0	0	0	0	0	0	0
00:30	0	0	0	0	0	0	0	0	0	0	0	0	0	0
00:45	0	0	1	0	0	0	0	0	0	0	0	0	0	1
01:00	0	0	0	0	0	0	0	0	0	0	0	0	0	0
01:15	0	0	0	0	0	0	0	0	0	0	0	0	0	0
01:30	0	0	0	0	0	0	0	0	0	0	0	0	0	0
01:45	0	0	0	0	0	0	0	0	0	0	0	0	0	0
02:00	0	0	0	0	0	0	0	0	0	0	0	0	0	0
02:15	0	0	0	0	0	0	0	0	0	0	0	0	0	0
02:30	0	0	0	0	0	0	0	0	0	0	0	0	0	0
02:45	0	0	0	0	0	0	0	0	0	0	0	0	0	0
03:00	0	0	0	0	1	0	0	0	0	0	0	0	0	1
03:15	0	0	0	0	0	0	0	0	0	0	0	0	0	0
03:30	0	0	0	1	0	0	0	0	0	0	0	0	0	1
03:45	0	0	0	1	0	0	0	0	0	0	0	0	0	1
04:00	0	0	0	0	0	0	0	0	0	0	0	0	0	0
04:15	0	1	0	0	0	0	0	0	0	0	0	0	0	1
04:30	0	0	1	0	0	0	0	0	0	0	0	0	0	1
04:45	0	0	0	0	1	0	0	0	0	0	0	0	0	1
05:00	0	0	0	1	0	0	0	0	0	0	0	0	0	1
05:15	0	0	4	1	0	0	0	0	0	0	0	0	0	5
05:30	1	0	2	1	0	0	0	0	0	0	0	0	0	4
05:45	0	1	1	1	0	0	0	0	0	0	0	0	0	3
06:00	0	5	3	10	0	0	0	0	0	0	0	0	0	18
06:15	3	0	9	7	2	0	0	0	0	0	0	0	0	21
06:30	3	1	2	3	0	0	0	0	0	0	0	0	0	12
06:45	0	1	6	3	1	0	0	0	0	0	0	0	0	11
07:00	3	2	6	0	1	0	0	0	0	0	0	0	0	12
07:15	0	3	7	4	1	0	0	0	0	0	0	0	0	15
07:30	4	8	3	9	0	0	0	0	0	0	0	0	0	24
07:45	4	2	7	3	1	0	0	0	0	0	0	0	0	17
08:00	1	2	5	0	0	0	0	0	0	0	0	0	0	8
08:15	0	4	3	1	0	0	0	0	0	0	0	0	0	8
08:30	2	0	1	5	1	0	0	0	0	0	0	0	0	9
08:45	1	1	3	1	0	0	0	0	0	0	0	0	0	6
09:00	1	2	3	4	2	0	0	0	0	0	0	0	0	12
09:15	1	1	4	3	1	1	0	0	0	0	0	0	0	11
09:30	0	2	3	1	0	0	0	0	0	0	0	0	0	6
09:45	0	0	3	1	0	0	0	0	0	0	0	0	0	4
10:00	0	0	4	5	2	0	0	0	0	0	0	0	0	11
10:15	0	5	6	1	0	0	0	0	0	0	0	0	0	12
10:30	0	3	4	1	1	0	0	0	0	0	0	0	0	9
10:45	1	1	3	6	0	0	0	0	0	0	0	0	0	11
11:00	2	3	7	2	0	0	0	0	0	0	0	0	0	14
11:15	0	2	1	5	2	0	0	0	0	0	0	0	0	10
11:30	0	1	3	0	2	0	0	0	0	0	0	0	0	6
11:45	1	4	6	5	2	0	0	0	0	0	0	0	0	18
12:00 PM	0	2	6	2	0	0	0	0	0	0	0	0	0	10
12:15	1	1	3	0	1	0	0	0	0	0	0	0	0	6
12:30	1	0	3	1	1	0	0	0	0	0	0	0	0	6
12:45	0	6	2	1	2	0	0	0	0	0	0	0	0	11
13:00	1	2	3	3	1	0	0	0	0	0	0	0	0	10
13:15	0	5	10	1	1	0	0	0	0	0	0	0	0	17
13:30	1	1	6	1	0	0	0	0	0	0	0	0	0	10
13:45	0	4	7	2	0	0	0	0	0	0	0	0	0	13
14:00	1	2	4	1	0	0	0	0	0	0	0	0	0	8
14:15	2	3	6	6	1	0	0	0	0	0	0	0	0	18
14:30	1	4	7	7	1	0	0	0	0	0	0	0	0	20
14:45	0	1	8	2	1	0	0	0	0	0	0	0	0	12
15:00	0	2	8	2	0	0	0	0	0	0	0	0	0	12
15:15	2	3	5	5	1	0	0	0	0	0	0	0	0	16
15:30	3	4	7	3	0	1	0	0	0	0	0	0	0	18
15:45	3	3	1	4	2	1	0	0	0	0	0	0	0	14
16:00	0	6	6	3	0	0	0	0	0	0	0	0	0	15
16:15	0	7	4	2	0	0	0	0	0	0	0	0	0	13
16:30	1	3	4	3	0	0	0	0	0	0	0	0	0	11
16:45	3	2	3	3	0	0	0	0	0	0	0	0	0	11
17:00	1	2	5	1	0	0	0	0	0	0	0	0	0	9
17:15	2	1	9	5	0	0	0	0	0	0	0	0	0	17
17:30	0	5	2	1	1	0	0	0	0	0	0	0	0	9
17:45	1	1	5	2	1	0	0	0	0	0	0	0	0	10
18:00	4	0	5	4	0	0	0	0	0	0	0	0	0	13
18:15	1	2	4	1	1	1	0	0	0	0	0	0	0	10
18:30	0	1	2	2	0	1	0	0	0	0	0	0	0	6
18:45	1	2	5	2	0	0	0	0	0	0	0	0	0	10
19:00	0	6	4	1	0	0	0	0	0	0	0	0	0	11
19:15	1	4	3	3	0	0	0	0	0	0	0	0	0	11
19:30	1	1	3	1	1	0	0	0	0	0	0	0	0	7
19:45	2	2	4	0	0	0	0	0	0	0	0	0	0	8
20:00	4	1	6	0	0	0	0	0	0	0	0	0	0	11
20:15	2	2	0	0	1	0	0	0	0	0	0	0	0	5
20:30	1	1	2	1	0	0	0	0	0	0	0	0	0	5
20:45	0	0	1	0	0	0	0	0	0	0	0	0	0	1
21:00	0	3	2	0	0	0	0	0	0	0	0	0	0	5
21:15	0	0	2	1	0	0	0	0	0	0	0	0	0	3
21:30	0	0	1	0	0	0	0	0	0	0	0	0	0	1
21:45	0	0	1	0	0	0	0	0	0	0	0	0	0	1
22:00	0	1	1	1	0	0	0	0	0	0	0	0	0	3
22:15	1	0	0	0	0	0	0	0	0	0	0	0	0	1
22:30	0	0	0	0	0	0	0	0	0	0	0	0	0	0
22:45	0	0	1	0	0	0	0	0	0	0	0	0	0	1
23:00	1	1	0	0	0	0	0	0	0	0	0	0	0	2
23:15	0	0	0	0	0	0	0	0	0	0	0	0	0	0
23:30	1	0	0	1	0	0	0	0	0	0	0	0	0	2
23:45	0	2	2	0	0	0	0	0	0	0	0	0	0	4
<b>Totals</b>	<b>72</b>	<b>154</b>	<b>283</b>	<b>164</b>	<b>42</b>	<b>5</b>								<b>720</b>
% of Totals	10%	21%	39%	23%	6%	1%								100%

AM Volumes	28	55	111	86	24	1	0	0	0	0	0	0	0	305
% AM	4%	8%	15%	12%	3%	0%								42%
AM Peak Hour	07:00	07:30	06:15	06:00	06:15	08:30								07:00
Volume	11	16	21	23	7	1								68
PM Volumes	44	99	172	79	19	4	0	0	0	0	0	0	0	435
% PM	6%	14%	24%	11%	3%	1%								58%
PM Peak Hour	19:30	15:30	14:15	14:15	12:45	15:00								15:45
Volume	9	20	29	17	5	2								61
<b>Directional Peak Periods</b>	<b>AM 7-9</b>			<b>NOON 12-2</b>			<b>PM 4-6</b>			<b>Off Peak Volumes</b>				
All Classes	Volume	%	Volume	%	Volume	%	Volume	%	Volume	%	Volume	%	Volume	%
	99	14%	83	12%	95	13%	443	62%						

Street Name	Direction	15th	50th	Average	85th	95th	ADT
SW 51st St	Summary	16	22	22	28	31	720

**SPEED**

SW 51st St Bet. SW 103rd Ave &amp; SW 101st Terrace

Day: Tuesday  
Date: 5/16/2023City: Cooper City  
Project #: FL23\_140259\_018e**East Bound**

Time	< 15	15 - 19	20 - 24	25 - 29	30 - 34	35 - 39	40 - 44	45 - 49	50 - 54	55 - 59	60 - 64	65 - 69	70 +	Total
00:00 AM	0	0	0	0	0	0	0	0	0	0	0	0	0	0
01:00	0	0	0	0	0	0	0	0	0	0	0	0	0	0
02:00	0	0	0	0	0	0	0	0	0	0	0	0	0	0
03:00	0	0	0	1	1	0	0	0	0	0	0	0	0	2
04:00	0	0	1	0	1	0	0	0	0	0	0	0	0	2
05:00	1	0	4	4	0	0	0	0	0	0	0	0	0	9
06:00	3	4	12	19	6	0	0	0	0	0	0	0	0	44
07:00	3	6	14	14	3	0	0	0	0	0	0	0	0	40
08:00	1	4	6	4	1	0	0	0	0	0	0	0	0	16
09:00	0	2	7	4	3	1	0	0	0	0	0	0	0	17
10:00	1	3	6	8	0	0	0	0	0	0	0	0	0	18
11:00	1	3	4	7	4	0	0	0	0	0	0	0	0	19
12:00 PM	0	2	3	2	3	0	0	0	0	0	0	0	0	10
13:00	2	5	13	5	3	0	0	0	0	0	0	0	0	28
14:00	2	2	9	10	2	0	0	0	0	0	0	0	0	25
15:00	4	2	6	7	2	2	0	0	0	0	0	0	0	23
16:00	0	3	7	7	0	0	0	0	0	0	0	0	0	17
17:00	1	5	10	4	1	0	0	0	0	0	0	0	0	21
18:00	1	2	7	7	0	2	0	0	0	0	0	0	0	19
19:00	3	7	4	1	1	0	0	0	0	0	0	0	0	16
20:00	4	3	4	0	1	0	0	0	0	0	0	0	0	12
21:00	0	2	2	0	0	0	0	0	0	0	0	0	0	4
22:00	0	0	0	0	0	0	0	0	0	0	0	0	0	0
23:00	0	1	2	0	0	0	0	0	0	0	0	0	0	3
<b>Totals</b>	<b>27</b>	<b>56</b>	<b>121</b>	<b>104</b>	<b>32</b>	<b>5</b>								<b>345</b>
<b>% of Totals</b>	<b>8%</b>	<b>16%</b>	<b>35%</b>	<b>30%</b>	<b>9%</b>	<b>1%</b>								<b>100%</b>

<b>AM Volumes</b>	10	22	54	61	19	1	0	0	0	0	0	0	0	167
<b>% AM</b>	3%	6%	16%	18%	6%	0%								48%
<b>AM Peak Hour</b>	06:00	07:00	07:00	06:00	06:00	09:00								06:00
<b>Volume</b>	3	6	14	19	6	1								44
<b>PM Volumes</b>	17	34	67	43	13	4	0	0	0	0	0	0	0	178
<b>% PM</b>	5%	10%	19%	12%	4%	1%								52%
<b>PM Peak Hour</b>	15:00	19:00	13:00	14:00	12:00	15:00								13:00
<b>Volume</b>	4	7	13	10	3	2								28
<b>Directional Peak Periods</b>			<b>AM 7-9</b>			<b>NOON 12-2</b>			<b>PM 4-6</b>			<b>Off Peak Volumes</b>		
<b>All Speeds</b>			Volume		%	Volume		%	Volume		%	Volume		%
			56	↔	16%	38	↔	11%	38	↔	11%	213	↔	62%

Street Name	Direction	Percentiles					ADT
		15th	50th	Average	85th	95th	
SW 51st St	East Bound	17	24	23	29	33	345
SW 51st St	West Bound	16	21	21	26	29	375



# SPEED

## SW 51st St Bet. SW 103rd Ave & SW 101st Terrace

Day: Tuesday  
Date: 5/16/2023

City: Cooper City  
Project #: FL23\_140259\_018w

### West Bound

Time	< 15	15 - 19	20 - 24	25 - 29	30 - 34	35 - 39	40 - 44	45 - 49	50 - 54	55 - 59	60 - 64	65 - 69	70 +	Total
00:00 AM	0	0	1	0	0	0	0	0	0	0	0	0	0	1
01:00	0	0	0	0	0	0	0	0	0	0	0	0	0	0
02:00	0	0	0	0	0	0	0	0	0	0	0	0	0	0
03:00	0	0	0	1	0	0	0	0	0	0	0	0	0	1
04:00	0	1	0	0	0	0	0	0	0	0	0	0	0	1
05:00	0	1	3	0	0	0	0	0	0	0	0	0	0	4
06:00	3	3	8	4	0	0	0	0	0	0	0	0	0	18
07:00	8	9	9	2	0	0	0	0	0	0	0	0	0	28
08:00	3	3	6	3	0	0	0	0	0	0	0	0	0	15
09:00	2	3	6	5	0	0	0	0	0	0	0	0	0	16
10:00	0	6	11	5	3	0	0	0	0	0	0	0	0	25
11:00	2	7	13	5	2	0	0	0	0	0	0	0	0	29
12:00 PM	2	7	11	2	1	0	0	0	0	0	0	0	0	23
13:00	0	7	13	2	0	0	0	0	0	0	0	0	0	22
14:00	2	8	16	6	1	0	0	0	0	0	0	0	0	33
15:00	4	10	15	7	1	0	0	0	0	0	0	0	0	37
16:00	4	15	10	4	0	0	0	0	0	0	0	0	0	33
17:00	3	4	11	5	1	0	0	0	0	0	0	0	0	24
18:00	5	3	9	2	1	0	0	0	0	0	0	0	0	20
19:00	1	6	10	4	0	0	0	0	0	0	0	0	0	21
20:00	3	1	4	0	0	0	0	0	0	0	0	0	0	8
21:00	0	1	4	1	0	0	0	0	0	0	0	0	0	6
22:00	1	1	2	1	0	0	0	0	0	0	0	0	0	5
23:00	2	2	0	1	0	0	0	0	0	0	0	0	0	5
<b>Totals</b>	<b>45</b>	<b>98</b>	<b>162</b>	<b>60</b>	<b>10</b>									<b>375</b>
<b>% of Totals</b>	<b>12%</b>	<b>26%</b>	<b>43%</b>	<b>16%</b>	<b>3%</b>									<b>100%</b>

<b>AM Volumes</b>	18	33	57	25	5	0	0	0	0	0	0	0	0	138
<b>% AM</b>	5%	9%	15%	7%	1%									37%
<b>AM Peak Hour</b>	07:00	07:00	11:00	09:00	10:00									11:00
<b>Volume</b>	8	9	13	5	3									29
<b>PM Volumes</b>	27	65	105	35	5	0	0	0	0	0	0	0	0	237
<b>% PM</b>	7%	17%	28%	9%	1%									63%
<b>PM Peak Hour</b>	18:00	16:00	14:00	15:00	12:00									15:00
<b>Volume</b>	5	15	16	7	1									37

Directional Peak Periods All Speeds	AM 7-9		NOON 12-2		PM 4-6		Off Peak Volumes	
	Volume	%	Volume	%	Volume	%	Volume	%
	43	↔ 11%	45	↔ 12%	57	↔ 15%	230	↔ 61%

Street Name	Direction	Percentiles					ADT
		15th	50th	Average	85th	95th	
SW 51st St	East Bound	17	24	23	29	33	345
SW 51st St	West Bound	16	21	21	26	29	375

# SPEED

SW 51st St Bet. SW 103rd Ave & SW 101st Terrace

Day: Tuesday  
Date: 5/16/2023

City: Cooper City  
Project #: FL23\_140259\_018

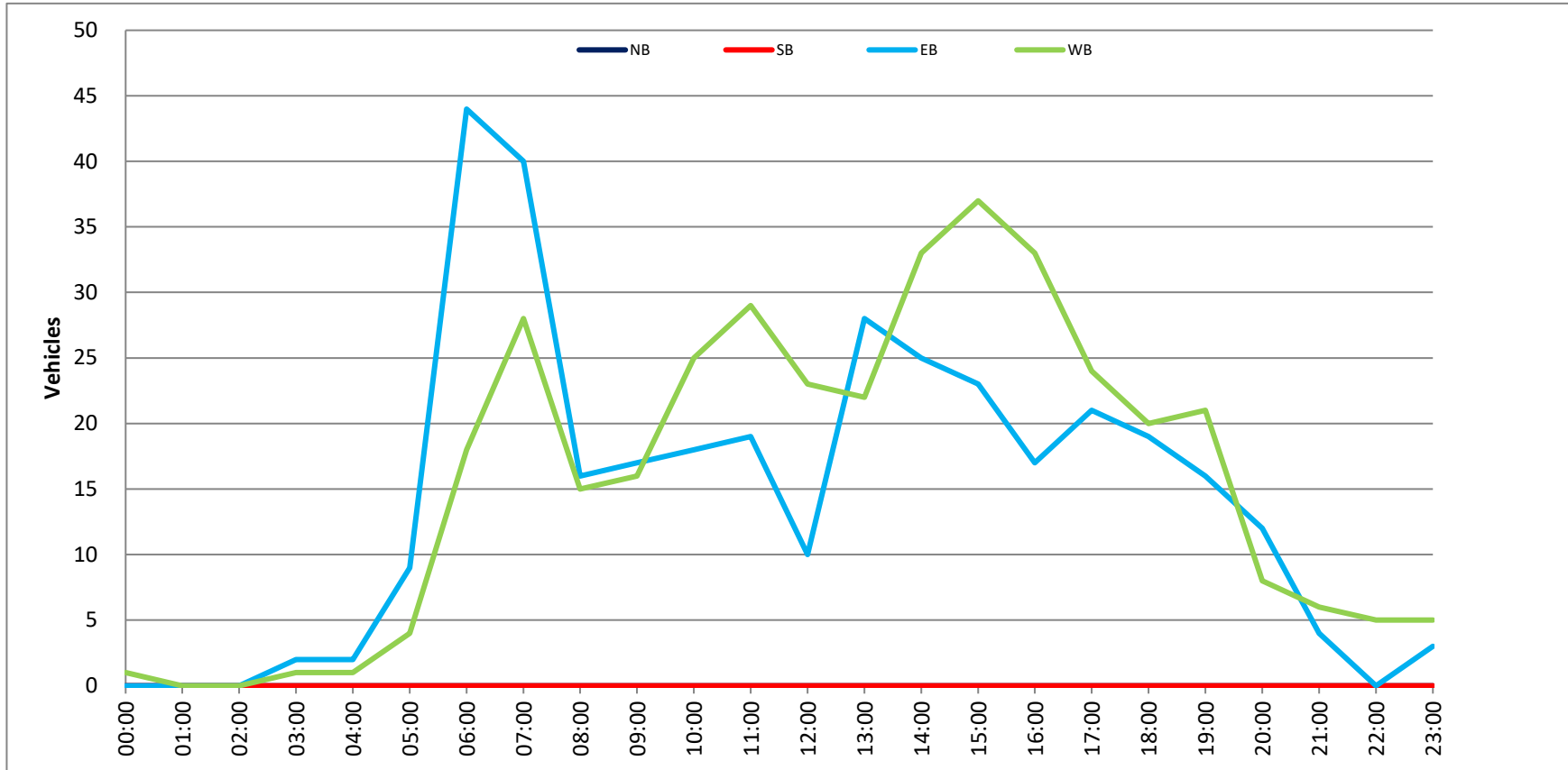
## Summary

Time	< 15	15 - 19	20 - 24	25 - 29	30 - 34	35 - 39	40 - 44	45 - 49	50 - 54	55 - 59	60 - 64	65 - 69	70 +	Total
00:00 AM	0	0	1	0	0	0	0	0	0	0	0	0	0	1
01:00	0	0	0	0	0	0	0	0	0	0	0	0	0	0
02:00	0	0	0	0	0	0	0	0	0	0	0	0	0	0
03:00	0	0	0	2	1	0	0	0	0	0	0	0	0	3
04:00	0	1	1	0	1	0	0	0	0	0	0	0	0	3
05:00	1	1	7	4	0	0	0	0	0	0	0	0	0	13
06:00	6	7	20	23	6	0	0	0	0	0	0	0	0	62
07:00	11	15	23	16	3	0	0	0	0	0	0	0	0	68
08:00	4	7	12	7	1	0	0	0	0	0	0	0	0	31
09:00	2	5	13	9	3	1	0	0	0	0	0	0	0	33
10:00	1	9	17	13	3	0	0	0	0	0	0	0	0	43
11:00	3	10	17	12	6	0	0	0	0	0	0	0	0	48
12:00 PM	2	9	14	4	4	0	0	0	0	0	0	0	0	33
13:00	2	12	26	7	3	0	0	0	0	0	0	0	0	50
14:00	4	10	25	16	3	0	0	0	0	0	0	0	0	58
15:00	8	12	21	14	3	2	0	0	0	0	0	0	0	60
16:00	4	18	17	11	0	0	0	0	0	0	0	0	0	50
17:00	4	9	21	9	2	0	0	0	0	0	0	0	0	45
18:00	6	5	16	9	1	2	0	0	0	0	0	0	0	39
19:00	4	13	14	5	1	0	0	0	0	0	0	0	0	37
20:00	7	4	8	0	1	0	0	0	0	0	0	0	0	20
21:00	0	3	6	1	0	0	0	0	0	0	0	0	0	10
22:00	1	1	2	1	0	0	0	0	0	0	0	0	0	5
23:00	2	3	2	1	0	0	0	0	0	0	0	0	0	8
<b>Totals</b>	<b>72</b>	<b>154</b>	<b>283</b>	<b>164</b>	<b>42</b>	<b>5</b>								<b>720</b>
<b>% of Totals</b>	<b>10%</b>	<b>21%</b>	<b>39%</b>	<b>23%</b>	<b>6%</b>	<b>1%</b>								<b>100%</b>

<b>AM Volumes</b>	28	55	111	86	24	1	0	0	0	0	0	0	0	305
<b>% AM</b>	4%	8%	15%	12%	3%	0%								42%
<b>AM Peak Hour</b>	07:00	07:00	07:00	06:00	06:00	09:00								07:00
<b>Volume</b>	11	15	23	23	6	1								68
<b>PM Volumes</b>	44	99	172	78	18	4	0	0	0	0	0	0	0	415
<b>% PM</b>	6%	14%	24%	11%	3%	1%								58%
<b>PM Peak Hour</b>	15:00	16:00	13:00	14:00	12:00	15:00								15:00
<b>Volume</b>	8	18	26	16	4	2								60
<b>Directional Peak Periods All Speeds</b>			<b>AM 7-9</b>			<b>NOON 12-2</b>			<b>PM 4-6</b>			<b>Off Peak Volumes</b>		
	Volume		Volume		Volume		Volume		Volume		Volume		Volume	
	99	↔	83	↔	95	↔	443	↔						
		14%		12%		13%		62%						

Street Name	Direction	Percentiles					
		15th	50th	Average	85th	95th	ADT
SW 51st St	Summary	16	22	22	28	31	720





**SPEED**

SW 51st St Bet. SW 103rd Ave & SW 101st Terrace

Day: Wednesday  
Date: 5/17/2023

City: Cooper City  
Project #: FL23\_140259\_018e

Time	< 15	15 - 19	20 - 24	25 - 29	30 - 34	35 - 39	40 - 44	45 - 49	50 - 54	55 - 59	60 - 64	65 - 69	70 +	Total
00:00 AM	0	0	0	0	0	0	0	0	0	0	0	0	0	0
00:15	0	0	0	0	0	0	0	0	0	0	0	0	0	0
00:30	0	0	0	0	0	0	0	0	0	0	0	0	0	0
00:45	0	0	0	0	1	0	0	0	0	0	0	0	0	1
01:00	0	0	0	0	0	0	0	0	0	0	0	0	0	0
01:15	0	0	0	0	0	0	0	0	0	0	0	0	0	0
01:30	0	0	0	0	0	0	0	0	0	0	0	0	0	0
01:45	0	0	0	0	0	0	0	0	0	0	0	0	0	0
02:00	0	0	0	0	0	0	0	0	0	0	0	0	0	0
02:15	0	0	0	0	0	0	0	0	0	0	0	0	0	0
02:30	0	0	0	0	0	0	0	0	0	0	0	0	0	0
02:45	0	0	0	0	0	0	0	0	0	0	0	0	0	0
03:00	0	0	0	0	1	0	0	0	0	0	0	0	0	1
03:15	0	0	0	1	0	0	0	0	0	0	0	0	0	1
03:30	0	0	0	0	0	0	0	0	0	0	0	0	0	0
03:45	0	0	0	0	0	0	0	0	0	0	0	0	0	0
04:00	0	0	0	1	0	0	0	0	0	0	0	0	0	1
04:15	0	0	0	1	0	0	0	0	0	0	0	0	0	1
04:30	0	1	0	0	0	0	0	0	0	0	0	0	0	1
04:45	0	0	0	1	1	0	0	0	0	0	0	0	0	2
05:00	0	0	0	0	0	0	0	0	0	0	0	0	0	0
05:15	0	0	0	0	0	0	0	0	0	0	0	0	0	0
05:30	0	2	1	0	0	0	0	0	0	0	0	0	0	3
05:45	0	0	4	0	0	0	0	0	0	0	0	0	0	4
06:00	0	0	2	7	2	0	0	0	0	0	0	0	0	11
06:15	1	0	6	4	1	0	0	0	0	0	0	0	0	12
06:30	0	0	4	2	0	0	0	0	0	0	0	0	0	7
06:45	0	1	1	6	0	0	0	0	0	0	0	0	0	8
07:00	0	0	3	0	1	0	0	0	0	0	0	0	0	4
07:15	0	1	4	2	0	0	0	0	0	0	0	0	0	7
07:30	1	4	5	6	1	0	0	0	0	0	0	0	0	17
07:45	1	0	0	1	1	0	0	0	0	0	0	0	0	3
08:00	0	0	0	0	0	0	0	0	0	0	0	0	0	0
08:15	0	0	3	4	0	0	0	0	0	0	0	0	0	7
08:30	0	1	1	0	1	0	0	0	0	0	0	0	0	3
08:45	1	0	1	1	1	0	0	0	0	0	0	0	0	4
09:00	0	1	2	1	0	0	0	0	0	0	0	0	0	4
09:15	0	1	2	2	0	0	0	0	0	0	0	0	0	6
09:30	0	0	1	5	0	0	0	0	0	0	0	0	0	6
09:45	1	1	1	1	1	0	0	0	0	0	0	0	0	5
10:00	1	0	0	1	0	0	0	0	0	0	0	0	0	2
10:15	1	0	1	1	0	0	0	0	0	0	0	0	0	3
10:30	1	2	3	2	1	0	0	0	0	0	0	0	0	9
10:45	0	1	1	0	0	0	0	0	0	0	0	0	0	2
11:00	0	0	2	1	1	0	0	0	0	0	0	0	0	4
11:15	0	3	1	0	0	0	0	0	0	0	0	0	0	4
11:30	0	0	1	2	0	2	0	0	0	0	0	0	0	5
11:45	0	0	0	0	0	0	0	0	0	0	0	0	0	0
12:00 PM	0	1	1	1	1	0	0	0	0	0	0	0	0	5
12:15	0	0	2	1	1	0	0	0	0	0	0	0	0	4
12:30	0	0	0	3	0	1	0	0	0	0	0	0	0	4
12:45	1	1	1	0	1	0	0	0	0	0	0	0	0	4
13:00	0	1	2	4	0	0	0	0	0	0	0	0	0	7
13:15	1	1	0	0	2	0	0	0	0	0	0	0	0	4
13:30	0	2	4	4	2	1	0	0	0	0	0	0	0	8
13:45	0	2	4	2	1	0	0	0	0	0	0	0	0	9
14:00	0	0	0	3	0	0	0	0	0	0	0	0	0	3
14:15	1	0	5	2	0	0	0	0	0	0	0	0	0	8
14:30	1	1	5	1	1	0	0	0	0	0	0	0	0	9
14:45	0	2	1	0	1	0	0	0	0	0	0	0	0	4
15:00	1	0	0	2	0	0	0	0	0	0	0	0	0	3
15:15	2	0	1	0	0	0	1	0	0	0	0	0	0	4
15:30	1	0	4	3	0	0	0	0	0	0	0	0	0	8
15:45	1	0	1	0	0	1	0	0	0	0	0	0	0	3
16:00	0	0	1	3	0	1	0	0	0	0	0	0	0	5
16:15	0	1	1	1	0	0	0	0	0	0	0	0	0	3
16:30	0	2	1	1	0	0	0	0	0	0	0	0	0	4
16:45	1	1	2	2	1	0	0	0	0	0	0	0	0	7
17:00	0	1	3	0	1	0	0	0	0	0	0	0	0	5
17:15	2	1	2	4	0	0	0	0	0	0	0	0	0	9
17:30	0	0	0	2	0	1	0	0	0	0	0	0	0	3
17:45	0	2	0	0	1	0	0	0	0	0	0	0	0	5
18:00	0	0	2	0	0	0	1	0	0	0	0	0	0	3
18:15	0	0	1	2	0	0	0	0	0	0	0	0	0	3
18:30	1	0	1	2	0	0	0	0	0	0	0	0	0	4
18:45	1	0	2	2	1	0	0	0	0	0	0	0	0	6
19:00	0	0	0	3	0	0	0	0	0	0	0	0	0	3
19:15	1	0	2	0	0	0	0	0	0	0	0	0	0	3
19:30	0	0	1	0	0	0	0	0	0	0	0	0	0	1
19:45	0	2	1	0	1	0	0	0	0	0	0	0	0	4
20:00	0	0	1	0	0	0	0	0	0	0	0	0	0	1
20:15	0	1	0	0	0	0	0	0	0	0	0	0	0	1
20:30	0	1	0	0	0	0	0	0	0	0	0	0	0	1
20:45	0	3	1	0	0	0	0	0	0	0	0	0	0	4
21:00	0	0	0	0	0	0	0	0	0	0	0	0	0	0
21:15	0	0	0	0	0	0	0	0	0	0	0	0	0	0
21:30	0	0	0	0	0	0	0	0	0	0	0	0	0	0
21:45	0	0	0	0	0	0	0	0	0	0	0	0	0	0
22:00	0	0	0	0	0	0	0	0	0	0	0	0	0	0
22:15	0	0	0	0	0	0	0	0	0	0	0	0	0	0
22:30	0	1	1	0	0	0	0	0	0	0	0	0	0	2
22:45	0	0	1	1	0	0	0	0	0	0	0	0	0	2
23:00	0	0	0	0	0	0	0	0	0	0	0	0	0	0
23:15	0	0	0	0	0	0	0	0	0	0	0	0	0	0
23:30	0	0	0	0	0	0	0	0	0	0	0	0	0	0
23:45	0	0	0	0	0	0	0	0	0	0	0	0	0	0
<b>Totals</b>	<b>23</b>	<b>46</b>	<b>113</b>	<b>97</b>	<b>29</b>	<b>6</b>	<b>2</b>							<b>316</b>
<b>% of Totals</b>	<b>7%</b>	<b>15%</b>	<b>36%</b>	<b>31%</b>	<b>9%</b>	<b>2%</b>	<b>1%</b>							<b>100%</b>

AM Peak Hour	09-45	06-45	05-45	08-00	05-45	10-45
AM Volumes	8	19	51	53	19	2
% AM	3%	6%	16%	17%	5%	1%
PM Peak Hour	15-00	13-00	13-45	12-45	15-15	14-30
PM Volumes	15	27	62	44	4	2
% PM	5%	9%	20%	14%	1%	1%
NOON 12-2	12-00	12-15	12-30	12-45	1-00	1-15
NOON Volumes	4	6	16	13	4	2
NOON %	1%	2%	5%	4%	1%	1%
PM 4-6	16-00	16-15	16-30	16-45	17-00	17-15
PM Volumes	1	1	2	1	0	0
PM %	0%	0%	1%	0%	0%	0%
Off Peak Volumes	184	184	184	184	184	184
Off Peak %	58%	58%	58%	58%	58%	58%

Street Name	Direction	Percentiles					
		15th	50th	Average	85th	95th	ADT
SW 51st St	East Bound	18	24	24	29	34	316
SW 51st St	West Bound	16	22	21	27	29	359

Time	< 15	15 - 19	20 - 24	25 - 29	30 - 34	35 - 39	40 - 44	45 - 49	50 - 54	55 - 59	60 - 64	65 - 69	70 +	Total
00:00 AM	0	0	0	0	0	0	0	0	0	0	0	0	0	0
00:15	0	0	0	0	0	0	0	0	0	0	0	0	0	0
00:30	0	0	0	0	0	0	0	0	0	0	0	0	0	0
00:45	0	0	0	0	0	0	0	0	0	0	0	0	0	0
01:00	0	0	0	0	0	0	0	0	0	0	0	0	0	0
01:15	0	0	0	0	0	0	0	0	0	0	0	0	0	0
01:30	0	0	0	0	0	0	0	0	0	0	0	0	0	0
01:45	0	0	0	0	0	0	0	0	0	0	0	0	0	0
02:00	0	0	0	0	0	0	0	0	0	0	0	0	0	0
02:15	0	0	0	0	0	0	0	0	0	0	0	0	0	0
02:30	0	0	0	0	0	0	0	0	0	0	0	0	0	0
02:45	0	0	0	0	0	0	0	0	0	0	0	0	0	0
03:00	0	0	0	0	0	0	0	0	0	0	0	0	0	0
03:15	0	0	0	0	0	0	0	0	0	0	0	0	0	0
03:30	0	0	0	0	0	0	0	0	0	0	0	0	0	0
03:45	0	0	0	0	0	0	0	0	0	0	0	0	0	0
04:00	0	0	0	0	0	0	0	0	0	0	0	0	0	0
04:15	0	1	1	0	0	0	0	0	0	0	0	0	0	2
04:30	0	0	0	0	0	0	0	0	0	0	0	0	0	0
04:45	0	0	0	0	0	0	0	0	0	0	0	0	0	0
05:00	0	1	0	0	0	0	0	0	0	0	0	0	0	1
05:15	0	0	0	0	0	0	0	0	0	0	0	0	0	0
05:30	0	1	1	1	0	0	0	0	0	0	0	0	0	3
05:45	1	1	1	0	0	0	0	0	0	0	0	0	0	3
06:00	0	1	0	1	0	0	0	0	0	0	0	0	0	2
06:15	0	3	4	0	0	0	0	0	0	0	0	0	0	7
06:30	0	1	3	0	0	0	0	0	0	0	0	0	0	4
06:45	1	1	1	1	0	0	0	0	0	0	0	0	0	4
07:00	0	0	2	1	0	0	0	0	0	0	0	0	0	3
07:15	1	0	2	1	0	0	0	0	0	0	0	0	0	4
07:30	3	1	2	2	0	0	0	0	0	0	0	0	0	8
07:45	2	3	2	0	0	0	0	0	0	0	0	0	0	7
08:00	0	1	0	3	0	0	0	0	0	0	0	0	0	4
08:15	0	1	2	0	0	0	0	0	0	0	0	0	0	3
08:30	1	2	4	0	0	0	0	0	0	0	0	0	0	7
08:45	0	0	2	1	0	0	0	0	0	0	0	0	0	3
09:00	1	0	1	0	0	0	0	0	0	0	0	0	0	2
09:15	0	2	2	1	0	0	0	0	0	0	0	0	0	5
09:30	1	1	1	2	0	0	0	0	0	0	0	0	0	5
09:45	1	2	3	1	0	0	0	0	0	0	0	0	0	7
10:00	0	0	1	0	0	0	0	0	0	0	0	0	0	1
10:15	0	0	2	2	0	0	0	0	0	0	0	0	0	4
10:30	1	3	1	1	0	0	0	0	0	0	0	0	0	6
10:45	1	4	0	0	0	0	0	0	0	0	0	0	0	6
11:00	0	2	2	3	0	0	0	0	0	0	0	0	0	7
11:15	1	2	1	0	0	0	0	0	0	0	0	0	0	4
11:30	0	0	1	1	0	0	0	0	0	0	0	0	0	2
11:45	1	2	1	2	0	0	0	0	0	0	0	0	0	6
12:00 PM	0	5	1	2	0	0	0	0	0	0	0	0	0	8
12:15	0	3	0	1	0	0	0	0	0	0	0	0	0	4
12:30	0	1	3	1	0	0	0	0	0	0	0	0	0	5
12:45	2	0	2	1	0	0	0	0	0	0	0	0	0	5
13:00	0	1	0	0	0	0	0	0	0	0	0	0	0	1
13:15	0	0	1	1	0	0	0	0	0	0	0	0	0	2
13:30	0	0	5	5	0	0	0	0	0	0	0	0	0	6
13:45	1	1	2	9	0	0	0	0	0	0	0	0	0	13
14:00	2	1	7	0	0	0	0	0	0	0	0	0	0	10
14:15	1	3	2	1	0	0	0	0	0	0	0	0	0	7
14:30	1	2	3	3	0	0	0	0	0	0	0	0	0	9
14:45	1	3	6	1	0	0	0	0	0	0	0	0	0	11
15:00	1	0	4	4	2	1	0	0	0	0	0	0	0	16
15:15	0	1	3	0	1	0	0	0	0	0	0	0	0	5
15:30	0	3	3	1	0	0	0	0	0	0	0	0	0	7
15:45	0	2	4	1	0	0	0	0	0	0	0	0	0	7
16:00	2	3	2	2	1	0	0	0	0	0	0	0	0	10
16:15	1	4	4	5	0	0	0	0	0	0	0	0	0	10
16:30	0	4	4	0	0	0	0	0	0	0	0	0	0	8
16:45	0	1	6	2	0	0	0	0	0	0	0	0	0	9
17:00	2	1	6	1	0	0	0	0	0	0	0	0	0	10
17:15	0	4	3	1	0	0	0	0	0	0	0	0	0	8
17:30	0	1	2	2	0	0	0	0	0	0	0	0	0	5
17:45	1	1	2	1	1	0	0	0	0	0	0	0	0	6
18:00	0	0	5	1	0	0	0	0	0	0	0	0	0	6
18:15	1	0	2	3	0	0	0	0	0	0	0	0	0	6
18:30	1	1	1	1	0	0	0	0	0	0	0	0	0	4
18:45	0	1	2	0	0	0	0	0	0	0	0	0	0	3
19:00	0	1	1	1	0	0	0	0	0	0	0	0	0	3
19:15	0	0	3	0	0	0	0	0	0	0	0	0	0	3
19:30	0	4	0	1	0	0	0	0	0	0	0	0	0	5
19:45	0	2	1	0	0	0	0	0	0	0	0	0	0	3
20:00	0	2	4	0	1	0	0	0	0	0	0	0	0	7
20:15	0	1	2	1	0	0	0	0	0	0	0	0	0	4
20:30	0	2	2	0	0	0	0	0	0	0	0	0	0	4
20:45	0	2	0	0	0	0	0	0	0	0	0	0	0	2
21:00	0	0	1	0	0	0	0	0	0	0	0	0	0	1
21:15	0	0	2	0	0	0	0	0	0	0	0	0	0	2
21:30	0	0	0	1	0	0	0	0	0	0	0	0	0	1
21:45	0	0	0	0	0	0	0	0	0	0	0	0	0	0
22:00	0	0	0	0	0	0	0	0	0	0	0	0	0	0
22:15	0	1	1	0	0	0	0	0	0	0	0	0	0	2
22:30	0	1	0	0	0	0	0	0	0	0	0	0	0	1
22:45	0	1	1	1	0	0	0	0	0	0	0	0	0	3
23:00	0	1	0	0	0	0	0	0	0	0	0	0	0	1
23:15	0	0	0	0	0	0	0	0	0	0	0	0	0	0
23:30	0	0	0	0	0	0	0	0	0	0	0	0	0	0
23:45	0	0	0	0	0	0	0	0	0	0	0	0	0	0
<b>Totals</b>	<b>33</b>	<b>101</b>	<b>148</b>	<b>72</b>	<b>5</b>									<b>359</b>
% of Totals	9%	28%	41%	20%	1%									100%

Directional Peak Periods	AM 7-9	NOON 12-2	PM 4-6	Off Peak Volumes
All Classes	Volume 39	Volume 44	Volume 66	Volume 210
	% 11%	% 12%	% 18%	% 58%

Street Name	Direction	15th	50th	Average	85th	95th	ADT
SW 51st St	East Bound	18	24	24	29	34	316
SW 51st St	West Bound	16	22	21	27	29	359

Summary

Time	< 15	15 - 19	20 - 24	25 - 29	30 - 34	35 - 39	40 - 44	45 - 49	50 - 54	55 - 59	60 - 64	65 - 69	70 +	Total
00:00 AM	0	0	0	0	0	0	0	0	0	0	0	0	0	0
00:15	0	0	0	0	0	0	0	0	0	0	0	0	0	0
00:30	0	0	0	0	0	0	0	0	0	0	0	0	0	0
00:45	0	0	0	0	1	0	0	0	0	0	0	0	0	1
01:00	0	0	0	0	0	0	0	0	0	0	0	0	0	0
01:15	0	0	0	0	0	0	0	0	0	0	0	0	0	0
01:30	0	0	0	0	0	0	0	0	0	0	0	0	0	0
01:45	0	0	0	0	0	0	0	0	0	0	0	0	0	0
02:00	0	0	0	0	0	0	0	0	0	0	0	0	0	0
02:15	0	0	0	0	0	0	0	0	0	0	0	0	0	0
02:30	0	0	0	0	0	0	0	0	0	0	0	0	0	0
02:45	0	0	0	0	0	0	0	0	0	0	0	0	0	0
03:00	0	0	0	0	1	0	0	0	0	0	0	0	0	1
03:15	0	0	0	1	0	0	0	0	0	0	0	0	0	1
03:30	0	0	0	0	0	0	0	0	0	0	0	0	0	0
03:45	0	0	0	0	0	0	0	0	0	0	0	0	0	0
04:00	0	0	1	0	0	0	0	0	0	0	0	0	0	1
04:15	0	1	1	1	0	0	0	0	0	0	0	0	0	3
04:30	0	1	0	0	0	0	0	0	0	0	0	0	0	1
04:45	0	0	0	1	1	0	0	0	0	0	0	0	0	2
05:00	0	1	0	0	0	0	0	0	0	0	0	0	0	1
05:15	0	0	3	1	1	0	0	0	0	0	0	0	0	5
05:30	0	3	2	1	0	0	0	0	0	0	0	0	0	6
05:45	1	1	5	0	0	0	0	0	0	0	0	0	0	7
06:00	0	1	2	8	2	0	0	0	0	0	0	0	0	13
06:15	1	3	10	4	1	0	0	0	0	0	0	0	0	19
06:30	0	1	7	2	1	0	0	0	0	0	0	0	0	11
06:45	1	2	2	7	0	0	0	0	0	0	0	0	0	12
07:00	0	0	5	1	1	0	0	0	0	0	0	0	0	7
07:15	1	1	6	3	0	0	0	0	0	0	0	0	0	11
07:30	4	5	7	8	1	0	0	0	0	0	0	0	0	25
07:45	3	3	2	1	1	0	0	0	0	0	0	0	0	10
08:00	0	1	0	3	0	0	0	0	0	0	0	0	0	4
08:15	0	1	5	4	0	0	0	0	0	0	0	0	0	10
08:30	1	3	5	0	1	0	0	0	0	0	0	0	0	10
08:45	1	0	3	2	1	0	0	0	0	0	0	0	0	7
09:00	1	1	3	1	0	0	0	0	0	0	0	0	0	6
09:15	0	3	4	3	1	0	0	0	0	0	0	0	0	11
09:30	1	1	2	7	0	0	0	0	0	0	0	0	0	11
09:45	2	3	4	2	1	0	0	0	0	0	0	0	0	12
10:00	1	0	1	1	0	0	0	0	0	0	0	0	0	3
10:15	1	0	3	3	0	0	0	0	0	0	0	0	0	7
10:30	2	5	4	3	1	0	0	0	0	0	0	0	0	15
10:45	1	5	1	1	0	0	0	0	0	0	0	0	0	8
11:00	0	2	4	4	1	0	0	0	0	0	0	0	0	11
11:15	1	5	2	0	0	0	0	0	0	0	0	0	0	8
11:30	0	0	2	3	0	2	0	0	0	0	0	0	0	7
11:45	1	2	1	2	0	0	0	0	0	0	0	0	0	6
12:00 PM	0	6	2	4	1	0	0	0	0	0	0	0	0	13
12:15	0	3	2	2	1	0	0	0	0	0	0	0	0	8
12:30	0	1	3	4	0	1	0	0	0	0	0	0	0	9
12:45	3	1	3	1	1	0	0	0	0	0	0	0	0	9
13:00	0	2	2	4	0	0	0	0	0	0	0	0	0	8
13:15	1	1	1	1	2	0	0	0	0	0	0	0	0	6
13:30	0	2	3	9	3	1	0	0	0	0	0	0	0	15
13:45	1	3	6	11	1	0	0	0	0	0	0	0	0	22
14:00	2	1	7	3	0	0	0	0	0	0	0	0	0	13
14:15	2	3	7	3	0	0	0	0	0	0	0	0	0	15
14:30	2	3	8	4	1	0	0	0	0	0	0	0	0	18
14:45	1	5	7	1	1	0	0	0	0	0	0	0	0	15
15:00	2	0	4	4	1	0	0	0	0	0	0	0	0	13
15:15	2	1	4	0	1	0	1	0	0	0	0	0	0	9
15:30	1	3	7	4	0	0	0	0	0	0	0	0	0	15
15:45	1	2	5	1	1	0	0	0	0	0	0	0	0	10
16:00	2	3	3	5	1	1	0	0	0	0	0	0	0	15
16:15	1	5	6	1	0	0	0	0	0	0	0	0	0	13
16:30	0	6	5	1	0	0	0	0	0	0	0	0	0	12
16:45	1	2	8	4	1	0	0	0	0	0	0	0	0	16
17:00	2	2	9	1	1	0	0	0	0	0	0	0	0	15
17:15	2	5	5	5	0	0	0	0	0	0	0	0	0	17
17:30	0	1	2	4	0	1	0	0	0	0	0	0	0	8
17:45	1	3	4	2	1	0	0	0	0	0	0	0	0	11
18:00	0	0	7	1	0	0	1	0	0	0	0	0	0	9
18:15	1	0	3	5	0	0	0	0	0	0	0	0	0	9
18:30	2	1	2	3	0	0	0	0	0	0	0	0	0	8
18:45	1	1	4	2	1	0	0	0	0	0	0	0	0	9
19:00	0	1	4	4	1	0	0	0	0	0	0	0	0	6
19:15	1	0	5	0	0	0	0	0	0	0	0	0	0	6
19:30	0	4	1	1	0	0	0	0	0	0	0	0	0	6
19:45	0	4	2	0	1	0	0	0	0	0	0	0	0	7
20:00	0	2	5	0	1	0	0	0	0	0	0	0	0	8
20:15	0	2	2	1	0	0	0	0	0	0	0	0	0	5
20:30	0	3	2	0	1	0	0	0	0	0	0	0	0	6
20:45	0	5	1	0	0	0	0	0	0	0	0	0	0	6
21:00	0	0	1	0	0	0	0	0	0	0	0	0	0	1
21:15	0	0	2	0	0	0	0	0	0	0	0	0	0	2
21:30	0	0	0	1	0	0	0	0	0	0	0	0	0	1
21:45	0	0	0	0	0	0	0	0	0	0	0	0	0	0
22:00	0	0	0	0	0	0	0	0	0	0	0	0	0	0
22:15	0	1	1	0	0	0	0	0	0	0	0	0	0	2
22:30	0	2	1	0	0	0	0	0	0	0	0	0	0	3
22:45	0	1	2	2	0	0	0	0	0	0	0	0	0	5
23:00	0	1	0	0	0	0	0	0	0	0	0	0	0	1
23:15	0	0	0	0	0	0	0	0	0	0	0	0	0	0
23:30	0	0	0	0	0	0	0	0	0	0	0	0	0	0
23:45	0	0	0	0	0	0	0	0	0	0	0	0	0	0
Totals	56	147	261	169	34	6	2							675
% of Totals	8%	22%	39%	25%	5%	1%	0%							100%

AM Volumes	24	53	93	70	15	2	0	0	0	0	0	0	0	270
% AM	4%	8%	14%	12%	2%	0%	0%	0%	0%	0%	0%	0%	0%	40%
AM Peak Hour	07:00	10:30	05:45	06:00	05:45	10:45								06:00
Volume	8	17	24	21	4	2								51
PM Volumes	32	92	160	90	19	4	2	0	0	0	0	0	0	400
% PM	5%	14%	25%	13%	3%	1%	0%	0%	0%	0%	0%	0%	0%	60%
PM Peak Hour	13:45	15:45	13:30	13:45	12:45	15:15	14:30							13:45
Volume	7	16	29	21	4	2	1							68
Directional Peak Periods		AM 7-9			NOON 12-2			PM 4-6			Off Peak Volumes			
All Classes	Volume	%	Volume	%	Volume	%	Volume	%	Volume	%				
	84	12%	90	13%	107	16%	394	58%						

Street Name	Direction	15th	50th	Average	85th	95th	ADT
SW 51st St	Summary	17	23	22	28	31	675

# SPEED

SW 51st St Bet. SW 103rd Ave & SW 101st Terrace

Day: Wednesday

Date: 5/17/2023

City: Cooper City

Project #: FL23\_140259\_018e

## East Bound

Time	< 15	15 - 19	20 - 24	25 - 29	30 - 34	35 - 39	40 - 44	45 - 49	50 - 54	55 - 59	60 - 64	65 - 69	70 +	Total
00:00 AM	0	0	0	1	0	0	0	0	0	0	0	0	0	1
01:00	0	0	0	0	0	0	0	0	0	0	0	0	0	0
02:00	0	0	0	0	0	0	0	0	0	0	0	0	0	0
03:00	0	0	0	1	1	0	0	0	0	0	0	0	0	2
04:00	0	1	1	2	1	0	0	0	0	0	0	0	0	5
05:00	0	2	5	0	0	0	0	0	0	0	0	0	0	7
06:00	1	1	13	19	4	0	0	0	0	0	0	0	0	38
07:00	2	5	12	9	3	0	0	0	0	0	0	0	0	31
08:00	1	1	5	5	2	0	0	0	0	0	0	0	0	14
09:00	1	3	6	9	2	0	0	0	0	0	0	0	0	21
10:00	3	3	5	4	1	0	0	0	0	0	0	0	0	16
11:00	0	3	4	3	1	2	0	0	0	0	0	0	0	13
12:00 PM	1	2	4	6	3	1	0	0	0	0	0	0	0	17
13:00	1	6	10	8	4	0	0	0	0	0	0	0	0	29
14:00	2	3	11	6	2	0	0	0	0	0	0	0	0	24
15:00	5	0	8	3	0	1	1	0	0	0	0	0	0	18
16:00	1	4	5	7	1	1	0	0	0	0	0	0	0	19
17:00	2	4	7	7	1	1	0	0	0	0	0	0	0	22
18:00	2	0	6	6	1	0	1	0	0	0	0	0	0	16
19:00	1	2	7	0	1	0	0	0	0	0	0	0	0	11
20:00	0	5	2	0	1	0	0	0	0	0	0	0	0	8
21:00	0	0	0	0	0	0	0	0	0	0	0	0	0	0
22:00	0	1	2	1	0	0	0	0	0	0	0	0	0	4
23:00	0	0	0	0	0	0	0	0	0	0	0	0	0	0
<b>Totals</b>	<b>23</b>	<b>46</b>	<b>113</b>	<b>97</b>	<b>29</b>	<b>6</b>	<b>2</b>							<b>316</b>
<b>% of Totals</b>	<b>7%</b>	<b>15%</b>	<b>36%</b>	<b>31%</b>	<b>9%</b>	<b>2%</b>	<b>1%</b>							<b>100%</b>

<b>AM Volumes</b>	8	19	51	53	15	2	0	0	0	0	0	0	0	148
<b>% AM</b>	3%	6%	16%	17%	5%	1%								47%
<b>AM Peak Hour</b>	10:00	07:00	06:00	06:00	06:00	11:00								06:00
<b>Volume</b>	3	5	13	19	4	2								38
<b>PM Volumes</b>	15	27	62	44	14	4	2	0	0	0	0	0	0	168
<b>% PM</b>	5%	9%	20%	14%	4%	1%	1%							53%
<b>PM Peak Hour</b>	15:00	13:00	14:00	13:00	13:00	12:00	15:00							13:00
<b>Volume</b>	5	6	11	8	4	1	1							29

Directional Peak Periods All Speeds	AM 7-9		NOON 12-2		PM 4-6		Off Peak Volumes	
	Volume	%	Volume	%	Volume	%	Volume	%
	45	↔ 14%	46	↔ 15%	41	↔ 13%	184	↔ 58%

Street Name	Direction	Percentiles					ADT
		15th	50th	Average	85th	95th	
SW 51st St	East Bound	18	24	24	29	34	316
SW 51st St	West Bound	16	22	21	27	29	359



# SPEED

SW 51st St Bet. SW 103rd Ave & SW 101st Terrace

Day: Wednesday

Date: 5/17/2023

City: Cooper City

Project #: FL23\_140259\_018w

## West Bound

Time	< 15	15 - 19	20 - 24	25 - 29	30 - 34	35 - 39	40 - 44	45 - 49	50 - 54	55 - 59	60 - 64	65 - 69	70 +	Total
00:00 AM	0	0	0	0	0	0	0	0	0	0	0	0	0	0
01:00	0	0	0	0	0	0	0	0	0	0	0	0	0	0
02:00	0	0	0	0	0	0	0	0	0	0	0	0	0	0
03:00	0	0	0	0	0	0	0	0	0	0	0	0	0	0
04:00	0	1	1	0	0	0	0	0	0	0	0	0	0	2
05:00	1	3	3	2	0	0	0	0	0	0	0	0	0	9
06:00	1	6	8	2	0	0	0	0	0	0	0	0	0	17
07:00	6	4	8	4	0	0	0	0	0	0	0	0	0	22
08:00	1	4	8	4	0	0	0	0	0	0	0	0	0	17
09:00	3	5	7	4	0	0	0	0	0	0	0	0	0	19
10:00	2	7	4	4	0	0	0	0	0	0	0	0	0	17
11:00	2	6	5	6	0	0	0	0	0	0	0	0	0	19
12:00 PM	2	9	6	5	0	0	0	0	0	0	0	0	0	22
13:00	1	2	8	11	0	0	0	0	0	0	0	0	0	22
14:00	5	9	18	5	0	0	0	0	0	0	0	0	0	37
15:00	1	6	14	6	2	0	0	0	0	0	0	0	0	29
16:00	3	12	17	4	1	0	0	0	0	0	0	0	0	37
17:00	3	7	13	5	1	0	0	0	0	0	0	0	0	29
18:00	2	2	10	5	0	0	0	0	0	0	0	0	0	19
19:00	0	7	5	2	0	0	0	0	0	0	0	0	0	14
20:00	0	7	8	1	1	0	0	0	0	0	0	0	0	17
21:00	0	0	3	1	0	0	0	0	0	0	0	0	0	4
22:00	0	3	2	1	0	0	0	0	0	0	0	0	0	6
23:00	0	1	0	0	0	0	0	0	0	0	0	0	0	1
<b>Totals</b>	<b>33</b>	<b>101</b>	<b>148</b>	<b>72</b>	<b>5</b>									<b>359</b>
<b>% of Totals</b>	<b>9%</b>	<b>28%</b>	<b>41%</b>	<b>20%</b>	<b>1%</b>									<b>100%</b>

<b>AM Volumes</b>	16	36	44	26	0	0	0	0	0	0	0	0	0	122
<b>% AM</b>	4%	10%	12%	7%										34%
<b>AM Peak Hour</b>	07:00	10:00	06:00	11:00										07:00
<b>Volume</b>	6	7	8	6										22
<b>PM Volumes</b>	17	65	104	46	5	0	0	0	0	0	0	0	0	237
<b>% PM</b>	5%	18%	29%	13%	1%									66%
<b>PM Peak Hour</b>	14:00	16:00	14:00	13:00	15:00									14:00
<b>Volume</b>	5	12	18	11	2									37

Directional Peak Periods All Speeds	AM 7-9		NOON 12-2		PM 4-6		Off Peak Volumes	
	Volume	%	Volume	%	Volume	%	Volume	%
	39	↔ 11%	44	↔ 12%	66	↔ 18%	210	↔ 58%

Street Name	Direction	Percentiles					ADT
		15th	50th	Average	85th	95th	
SW 51st St	East Bound	18	24	24	29	34	316
SW 51st St	West Bound	16	22	21	27	29	359

# SPEED

SW 51st St Bet. SW 103rd Ave & SW 101st Terrace

Day: Wednesday

Date: 5/17/2023

City: Cooper City

Project #: FL23\_140259\_018

## Summary

Time	< 15	15 - 19	20 - 24	25 - 29	30 - 34	35 - 39	40 - 44	45 - 49	50 - 54	55 - 59	60 - 64	65 - 69	70 +	Total
00:00 AM	0	0	0	1	0	0	0	0	0	0	0	0	0	1
01:00	0	0	0	0	0	0	0	0	0	0	0	0	0	0
02:00	0	0	0	0	0	0	0	0	0	0	0	0	0	0
03:00	0	0	0	1	1	0	0	0	0	0	0	0	0	2
04:00	0	2	2	2	1	0	0	0	0	0	0	0	0	7
05:00	1	5	8	2	0	0	0	0	0	0	0	0	0	16
06:00	2	7	21	21	4	0	0	0	0	0	0	0	0	55
07:00	8	9	20	13	3	0	0	0	0	0	0	0	0	53
08:00	2	5	13	9	2	0	0	0	0	0	0	0	0	31
09:00	4	8	13	13	2	0	0	0	0	0	0	0	0	40
10:00	5	10	9	8	1	0	0	0	0	0	0	0	0	33
11:00	2	9	9	9	1	2	0	0	0	0	0	0	0	32
12:00 PM	3	11	10	11	3	1	0	0	0	0	0	0	0	39
13:00	2	8	18	19	4	0	0	0	0	0	0	0	0	51
14:00	7	12	29	11	2	0	0	0	0	0	0	0	0	61
15:00	6	6	22	9	2	1	1	0	0	0	0	0	0	47
16:00	4	16	22	11	2	1	0	0	0	0	0	0	0	56
17:00	5	11	20	12	2	1	0	0	0	0	0	0	0	51
18:00	4	2	16	11	1	0	1	0	0	0	0	0	0	35
19:00	1	9	12	2	1	0	0	0	0	0	0	0	0	25
20:00	0	12	10	1	2	0	0	0	0	0	0	0	0	25
21:00	0	0	3	1	0	0	0	0	0	0	0	0	0	4
22:00	0	4	4	2	0	0	0	0	0	0	0	0	0	10
23:00	0	1	0	0	0	0	0	0	0	0	0	0	0	1
<b>Totals</b>	<b>56</b>	<b>147</b>	<b>261</b>	<b>169</b>	<b>34</b>	<b>6</b>	<b>2</b>							<b>675</b>
<b>% of Totals</b>	<b>8%</b>	<b>22%</b>	<b>39%</b>	<b>25%</b>	<b>5%</b>	<b>1%</b>	<b>0%</b>							<b>100%</b>

<b>AM Volumes</b>	24	55	95	79	15	2	0	0	0	0	0	0	0	270
<b>% AM</b>	4%	8%	14%	12%	2%	0%								40%
<b>AM Peak Hour</b>	07:00	10:00	06:00	06:00	06:00	11:00								06:00
<b>Volume</b>	8	10	21	21	4	2								55
<b>PM Volumes</b>	32	92	166	90	19	4	2	0	0	0	0	0	0	405
<b>% PM</b>	5%	14%	25%	13%	3%	1%	0%							60%
<b>PM Peak Hour</b>	14:00	16:00	14:00	13:00	13:00	12:00	15:00							14:00
<b>Volume</b>	7	16	29	19	4	1	1							61

Directional Peak Periods All Speeds	AM 7-9		NOON 12-2		PM 4-6		Off Peak Volumes	
	Volume	%	Volume	%	Volume	%	Volume	%
	84	↔ 12%	90	↔ 13%	107	↔ 16%	394	↔ 58%

Street Name	Direction	Percentiles					ADT
		15th	50th	Average	85th	95th	
SW 51st St	Summary	17	23	22	28	31	675

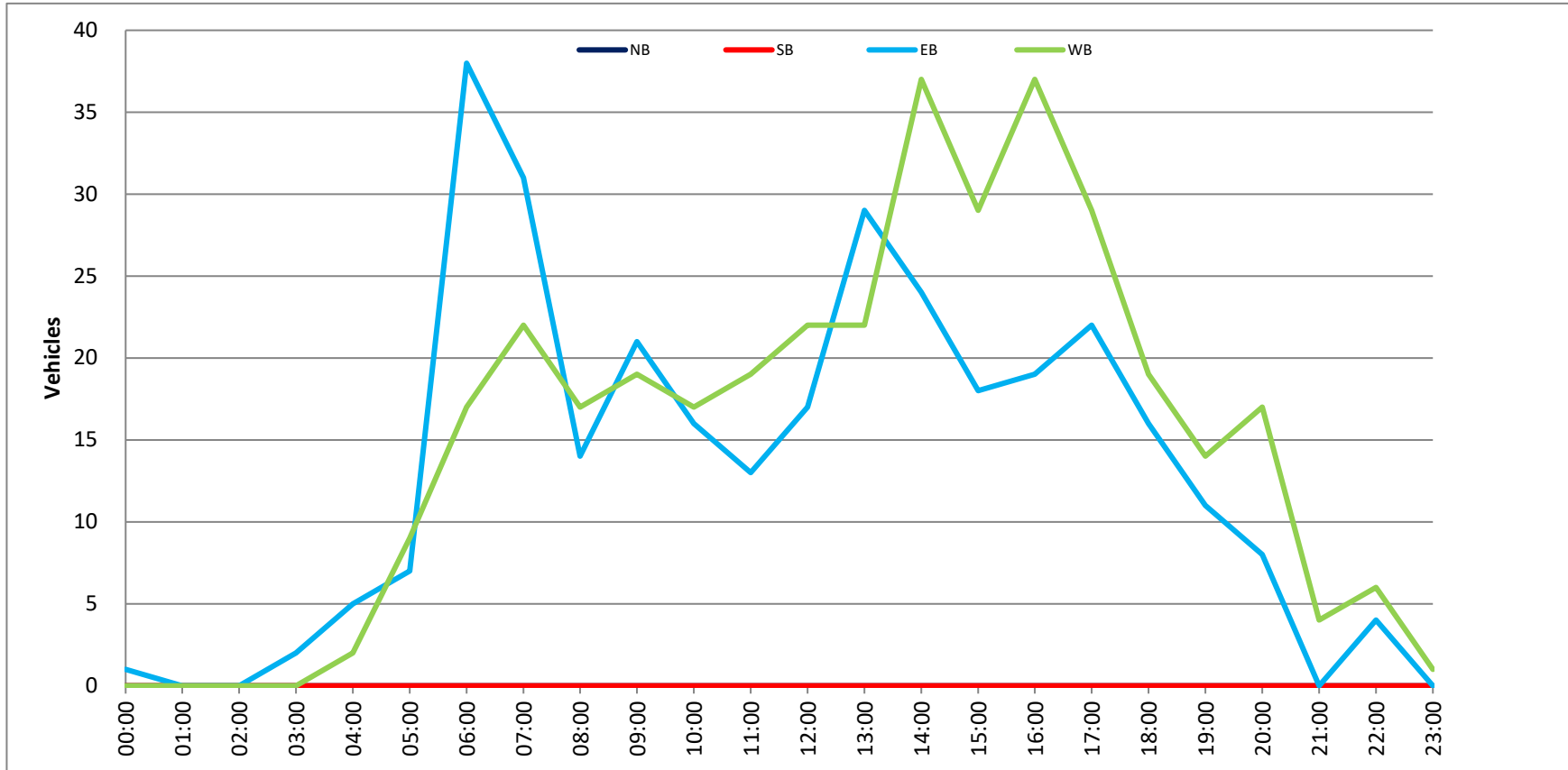
### VOLUME

SW 51st St Bet. SW 103rd Ave & SW 101st Terrace

Day: Wednesday  
Date: 5/17/2023

City: Cooper City  
Project #: FL23\_140259\_018

DAILY TOTALS												Total	
				NB	SB			EB	WB			Total	
				0	0			316	359			675	
AM Period	NB	SB	EB	WB	TOTAL	PMI Period	NB	SB	EB	WB	TOTAL		
00:00	0	0	0	0	0	12:00	0	0	5	4	13		
00:15	0	0	0	0	0	12:15	0	0	4	4	8		
00:30	0	0	0	0	0	12:30	0	0	4	5	9		
00:45	0	0	1	0	1	12:45	0	0	4	17	22		
01:00	0	0	0	0	0	13:00	0	0	7	5	12		
01:15	0	0	0	0	0	13:15	0	0	4	2	6		
01:30	0	0	0	0	0	13:30	0	0	9	6	15		
01:45	0	0	0	0	0	13:45	0	0	9	13	22		
02:00	0	0	0	0	0	14:00	0	0	3	10	13		
02:15	0	0	0	0	0	14:15	0	0	8	7	15		
02:30	0	0	0	0	0	14:30	0	0	9	9	18		
02:45	0	0	0	0	0	14:45	0	0	4	24	28		
03:00	0	0	0	0	0	15:00	0	0	4	11	15		
03:15	0	0	1	0	1	15:15	0	0	3	10	13		
03:30	0	0	0	0	0	15:30	0	0	8	7	15		
03:45	0	0	0	0	0	15:45	0	0	3	8	11		
04:00	0	0	0	0	0	16:00	0	0	3	7	10		
04:15	0	0	1	0	1	16:15	0	0	4	10	14		
04:30	0	0	1	0	1	16:30	0	0	4	12	16		
04:45	0	0	2	0	2	16:45	0	0	7	9	16		
05:00	0	0	0	0	0	17:00	0	0	5	10	15		
05:15	0	0	0	0	0	17:15	0	0	2	8	10		
05:30	0	0	3	0	3	17:30	0	0	3	5	8		
05:45	0	0	4	0	4	17:45	0	0	5	22	27		
06:00	0	0	11	0	11	18:00	0	0	3	6	9		
06:15	0	0	12	0	12	18:15	0	0	4	6	10		
06:30	0	0	7	0	7	18:30	0	0	3	4	7		
06:45	0	0	8	0	8	18:45	0	0	6	3	9		
07:00	0	0	4	0	4	19:00	0	0	1	7	8		
07:15	0	0	7	0	7	19:15	0	0	3	3	6		
07:30	0	0	17	0	17	19:30	0	0	1	5	6		
07:45	0	0	3	0	3	19:45	0	0	4	3	7		
08:00	0	0	0	0	0	20:00	0	0	1	7	8		
08:15	0	0	7	0	7	20:15	0	0	1	4	5		
08:30	0	0	3	0	3	20:30	0	0	2	4	6		
08:45	0	0	4	0	4	20:45	0	0	4	2	6		
09:00	0	0	4	0	4	21:00	0	0	0	1	1		
09:15	0	0	6	0	6	21:15	0	0	0	2	2		
09:30	0	0	6	0	6	21:30	0	0	0	1	1		
09:45	0	0	5	0	5	21:45	0	0	0	0	0		
10:00	0	0	2	0	2	22:00	0	0	0	0	0		
10:15	0	0	3	0	3	22:15	0	0	0	2	2		
10:30	0	0	9	0	9	22:30	0	0	2	1	3		
10:45	0	0	2	0	2	22:45	0	0	4	3	7		
11:00	0	0	4	0	4	23:00	0	0	2	1	3		
11:15	0	0	4	0	4	23:15	0	0	0	0	0		
11:30	0	0	5	0	5	23:30	0	0	0	0	0		
11:45	0	0	13	0	13	23:45	0	0	0	0	0		
<b>TOTALS</b>			148		122	<b>TOTALS</b>			168		237		
<b>SPLIT %</b>			54.8%		45.2%	<b>SPLIT %</b>			41.5%		58.5%		
<b>DAILY TOTALS</b>												<b>Total</b>	
				NB	SB			EB	WB			675	
				0	0			316	359				
AM Peak Hour	06:00	07:15	06:00	07:15	06:00	PMI Peak Hour	13:00	13:45	13:00	13:45	13:45		
AM Pk Volume	38	23	55	23	55	PMI Pk Volume	29	39	29	39	68		
Pk Hr Factor	0.792	0.719	0.724	0.719	0.724	Pk Hr Factor	0.806	0.750	0.806	0.750	0.773		
7 - 9 Volume	0	0	45	39	84	4 - 6 Volume	0	0	41	66	107		
7 - 9 Peak Hour	07:00	07:15	07:00	07:15	07:00	4 - 6 Peak Hour	16:30	16:00	16:30	16:00	16:30		
7 - 9 Pk Volume	0	0	31	23	53	4 - 6 Pk Volume	25	37	25	37	60		
Pk Hr Factor	0.000	0.000	0.456	0.719	0.530	Pk Hr Factor	0.000	0.925	0.694	0.925	0.882		





**SPEED**

SW 51st St Bet. SW 103rd Ave & SW 101st Terrace

Day: Thursday  
Date: 5/18/2023

City: Cooper City  
Project #: FL23\_140259\_018w

Time	< 15	15 - 19	20 - 24	25 - 29	30 - 34	35 - 39	40 - 44	45 - 49	50 - 54	55 - 59	60 - 64	65 - 69	70 +	Total
00:00 AM	0	0	0	0	0	0	0	0	0	0	0	0	0	0
00:15	0	0	0	0	0	0	0	0	0	0	0	0	0	0
00:30	0	0	0	0	0	0	0	0	0	0	0	0	0	0
00:45	0	0	0	0	0	0	0	0	0	0	0	0	0	0
01:00	0	0	0	0	0	0	0	0	0	0	0	0	0	0
01:15	0	0	0	0	0	0	0	0	0	0	0	0	0	0
01:30	0	0	0	0	0	0	0	0	0	0	0	0	0	0
01:45	0	0	0	0	0	0	0	0	0	0	0	0	0	0
02:00	0	0	0	0	0	0	0	0	0	0	0	0	0	0
02:15	0	0	0	0	0	0	0	0	0	0	0	0	0	0
02:30	0	0	0	0	0	0	0	0	0	0	0	0	0	0
02:45	0	0	0	0	0	0	0	0	0	0	0	0	0	0
03:00	0	0	0	0	0	0	0	0	0	0	0	0	0	0
03:15	0	0	0	0	0	0	0	0	0	0	0	0	0	0
03:30	0	0	0	0	0	0	0	0	0	0	0	0	0	0
03:45	0	0	0	0	0	0	0	0	0	0	0	0	0	0
04:00	0	0	0	0	0	0	0	0	0	0	0	0	0	0
04:15	0	0	0	0	0	0	0	0	0	0	0	0	0	0
04:30	0	0	0	0	0	0	0	0	0	0	0	0	0	0
04:45	0	0	0	0	0	0	0	0	0	0	0	0	0	0
05:00	0	0	0	0	0	0	0	0	0	0	0	0	0	0
05:15	0	0	0	0	0	0	0	0	0	0	0	0	0	0
05:30	0	0	1	0	0	0	0	0	0	0	0	0	0	1
05:45	0	2	1	0	0	0	0	0	0	0	0	0	0	3
06:00	0	1	1	1	0	0	0	0	0	0	0	0	0	3
06:15	0	1	2	2	0	1	0	0	0	0	0	0	0	6
06:30	1	0	3	0	0	0	0	0	0	0	0	0	0	4
06:45	0	1	3	0	0	0	0	0	0	0	0	0	0	4
07:00	0	1	1	1	0	0	0	0	0	0	0	0	0	3
07:15	0	2	2	0	0	0	0	0	0	0	0	0	0	4
07:30	0	1	2	0	0	0	0	0	0	0	0	0	0	3
07:45	1	1	4	1	0	0	0	0	0	0	0	0	0	7
08:00	1	2	4	1	0	0	0	0	0	0	0	0	0	6
08:15	1	1	2	0	0	0	0	0	0	0	0	0	0	4
08:30	0	1	2	0	0	0	0	0	0	0	0	0	0	3
08:45	2	1	2	0	0	0	0	0	0	0	0	0	0	5
09:00	1	0	0	1	0	0	0	0	0	0	0	0	0	2
09:15	0	0	0	0	0	0	0	0	0	0	0	0	0	0
09:30	0	1	0	1	0	0	0	0	0	0	0	0	0	3
09:45	0	1	2	2	0	0	0	0	0	0	0	0	0	5
10:00	0	2	1	2	0	0	0	0	0	0	0	0	0	5
10:15	0	0	0	0	0	0	0	0	0	0	0	0	0	0
10:30	0	1	0	1	0	0	0	0	0	0	0	0	0	2
10:45	1	2	1	0	0	0	0	0	0	0	0	0	0	5
11:00	0	0	2	2	1	0	0	0	0	0	0	0	0	5
11:15	1	2	2	0	1	0	0	0	0	0	0	0	0	6
11:30	0	2	2	2	0	0	0	0	0	0	0	0	0	6
11:45	0	1	1	0	0	0	0	0	0	0	0	0	0	2
12:00 PM	0	0	1	1	0	0	0	0	0	0	0	0	0	2
12:15	0	3	2	1	0	0	0	0	0	0	0	0	0	7
12:30	0	3	1	0	0	0	0	0	0	0	0	0	0	4
12:45	1	3	2	0	0	0	0	0	0	0	0	0	0	6
13:00	0	0	0	4	0	0	0	0	0	0	0	0	0	4
13:15	0	0	5	2	0	0	0	0	0	0	0	0	0	7
13:30	1	0	4	1	0	0	0	0	0	0	0	0	0	7
13:45	1	2	1	0	0	0	0	0	0	0	0	0	0	4
14:00	1	2	2	0	0	0	0	0	0	0	0	0	0	5
14:15	1	0	2	1	0	0	0	0	0	0	0	0	0	4
14:30	0	1	4	1	0	0	0	0	0	0	0	0	0	6
14:45	0	5	7	4	0	0	0	0	0	0	0	0	0	16
15:00	1	2	3	4	0	0	0	0	0	0	0	0	0	10
15:15	2	3	5	3	0	0	0	0	0	0	0	0	0	13
15:30	0	5	1	3	0	0	0	0	0	0	0	0	0	9
15:45	0	1	5	5	0	0	0	0	0	0	0	0	0	11
16:00	0	2	4	0	2	0	0	0	0	0	0	0	0	8
16:15	0	0	0	2	1	0	0	0	0	0	0	0	0	3
16:30	1	4	4	0	0	0	0	0	0	0	0	0	0	9
16:45	0	5	4	1	0	0	0	0	0	0	0	0	0	10
17:00	1	1	6	2	0	0	0	0	0	0	0	0	0	10
17:15	1	2	7	2	0	0	0	0	0	0	0	0	0	12
17:30	0	1	4	0	0	0	0	0	0	0	0	0	0	5
17:45	0	1	0	0	0	0	0	0	0	0	0	0	0	2
18:00	3	1	3	1	1	0	0	0	0	0	0	0	0	9
18:15	0	2	3	1	0	0	0	0	0	0	0	0	0	6
18:30	2	0	2	0	1	0	0	0	0	0	0	0	0	5
18:45	0	2	2	0	0	0	0	0	0	0	0	0	0	4
19:00	0	1	2	0	0	0	0	0	0	0	0	0	0	4
19:15	0	2	5	0	0	0	0	0	0	0	0	0	0	7
19:30	0	1	0	2	0	0	0	0	0	0	0	0	0	3
19:45	0	2	1	1	0	0	0	0	0	0	0	0	0	4
20:00	0	2	4	0	0	0	0	0	0	0	0	0	0	6
20:15	0	1	3	0	1	0	0	0	0	0	0	0	0	5
20:30	0	0	5	5	15	15	0	0	0	0	0	0	0	45
20:45	1	0	0	0	0	0	0	0	0	0	0	0	0	1
21:00	0	0	1	0	0	0	0	0	0	0	0	0	0	1
21:15	0	1	1	1	0	0	0	0	0	0	0	0	0	3
21:30	0	1	2	0	0	0	0	0	0	0	0	0	0	3
21:45	0	0	0	0	0	0	0	0	0	0	0	0	0	0
22:00	0	0	0	0	1	0	0	0	0	0	0	0	0	1
22:15	0	0	1	0	0	0	0	0	0	0	0	0	0	1
22:30	0	0	0	0	0	0	0	0	0	0	0	0	0	0
22:45	0	0	0	0	0	0	0	0	0	0	0	0	0	0
23:00	0	0	0	0	0	0	0	0	0	0	0	0	0	0
23:15	0	0	0	0	0	0	0	0	0	0	0	0	0	0
23:30	0	0	1	0	0	0	0	0	0	0	0	0	0	1
23:45	0	0	0	0	0	0	0	0	0	0	0	0	0	0
<b>Totals</b>	<b>27</b>	<b>88</b>	<b>160</b>	<b>62</b>	<b>11</b>	<b>1</b>								<b>350</b>
% of Totals	8%	25%	46%	18%	3%	0%								100%

Directional Peak Periods	AM 7-9	NOON 12-2	PM 4-6	Off Peak Volumes
All Classes	Volume 35	Volume 41	Volume 59	Volume 215
	% 10%	% 12%	% 17%	% 61%

Street Name	Direction	15th	50th	Average	85th	95th	ADT
SW 51st St	East Bound	18	24	24	29	33	342
SW 51st St	West Bound	16	22	22	27	30	350

**Summary**

Time	< 15	15 - 19	20 - 24	25 - 29	30 - 34	35 - 39	40 - 44	45 - 49	50 - 54	55 - 59	60 - 64	65 - 69	70 +	Total
00:00 AM	0	0	0	0	0	0	0	0	0	0	0	0	0	0
00:15	0	0	0	0	0	0	0	0	0	0	0	0	0	0
00:30	0	0	0	0	0	0	0	0	0	0	0	0	0	0
00:45	0	0	0	0	0	0	0	0	0	0	0	0	0	0
01:00	0	0	0	0	0	0	0	0	0	0	0	0	0	0
01:15	0	0	0	0	0	0	0	0	0	0	0	0	0	0
01:30	0	0	0	0	0	0	0	0	0	0	0	0	0	0
01:45	0	0	0	0	0	0	0	0	0	0	0	0	0	0
02:00	0	0	0	0	0	0	0	0	0	0	0	0	0	0
02:15	0	0	0	0	0	0	0	0	0	0	0	0	0	0
02:30	0	0	0	0	0	0	0	0	0	0	0	0	0	0
02:45	0	0	0	0	0	0	0	0	0	0	0	0	0	0
03:00	0	0	0	0	1	0	0	0	0	0	0	0	0	1
03:15	0	0	0	0	0	0	0	0	0	0	0	0	0	0
03:30	1	0	0	0	0	0	0	0	0	0	0	0	0	1
03:45	0	0	0	0	1	0	0	0	0	0	0	0	0	1
04:00	0	0	1	0	0	0	0	0	0	0	0	0	0	1
04:15	0	0	0	0	0	0	0	0	0	0	0	0	0	0
04:30	0	0	0	0	0	0	0	0	0	0	0	0	0	0
04:45	0	0	1	1	0	0	0	0	0	0	0	0	0	2
05:00	0	0	2	0	1	0	0	0	0	0	0	0	0	3
05:15	0	0	1	0	0	0	0	0	0	0	0	0	0	1
05:30	0	1	3	0	0	0	0	0	0	0	0	0	0	4
05:45	0	3	1	0	0	0	0	0	0	0	0	0	0	4
06:00	0	1	3	8	2	0	0	0	0	0	0	0	0	14
06:15	3	2	7	7	1	2	0	0	0	0	0	0	0	22
06:30	3	1	7	3	1	0	0	0	0	0	0	0	0	15
06:45	0	1	6	4	0	0	0	0	0	0	0	0	0	11
07:00	0	3	4	4	1	0	0	0	0	0	0	0	0	12
07:15	0	2	6	3	0	0	0	0	0	0	0	0	0	11
07:30	1	2	7	3	0	0	0	0	0	0	0	0	0	13
07:45	1	1	4	4	1	0	0	0	0	0	0	0	0	11
08:00	1	2	4	2	0	0	0	0	0	0	0	0	0	9
08:15	2	1	4	1	0	0	0	0	0	0	0	0	0	8
08:30	0	2	5	2	1	0	0	0	0	0	0	0	0	10
08:45	2	2	5	0	1	1	0	0	0	0	0	0	0	11
09:00	1	1	3	2	1	0	0	0	0	0	0	0	0	8
09:15	1	3	9	1	1	0	0	0	0	0	0	0	0	15
09:30	2	1	2	0	2	0	0	0	0	0	0	0	0	7
09:45	0	1	5	4	0	0	0	0	0	0	0	0	0	10
10:00	1	3	1	4	0	0	0	0	0	0	0	0	0	9
10:15	0	1	3	1	1	0	0	0	0	0	0	0	0	6
10:30	0	3	2	3	0	0	0	0	0	0	0	0	0	8
10:45	1	3	2	0	1	0	0	0	0	0	0	0	0	7
11:00	0	0	3	3	2	0	0	0	0	0	0	0	0	8
11:15	1	2	4	1	1	0	0	0	0	0	0	0	0	9
11:30	0	4	8	3	1	0	0	0	0	0	0	0	0	16
11:45	0	1	2	0	0	0	0	0	0	0	0	0	0	3
12:00 PM	0	0	5	1	0	0	0	0	0	0	0	0	0	6
12:15	2	4	2	1	0	0	0	0	0	0	0	0	0	9
12:30	0	5	3	2	2	0	0	0	0	0	0	0	0	12
12:45	1	3	3	4	0	0	0	0	0	0	0	0	0	11
13:00	1	0	1	5	0	0	0	0	0	0	0	0	0	7
13:15	1	1	5	2	0	1	0	0	0	0	0	0	0	10
13:30	1	0	10	3	5	0	0	0	0	0	0	0	0	19
13:45	1	3	1	3	0	0	0	0	0	0	0	0	0	8
14:00	1	2	3	0	1	0	0	0	0	0	0	0	0	7
14:15	1	0	5	4	2	0	0	0	0	0	0	0	0	12
14:30	0	1	5	4	1	0	0	0	0	0	0	0	0	11
14:45	0	8	9	7	0	0	0	0	0	0	0	0	0	24
15:00	1	3	6	11	0	0	0	0	0	0	0	0	0	21
15:15	3	4	6	3	1	0	0	0	0	0	0	0	0	17
15:30	0	6	2	6	1	0	0	0	0	0	0	0	0	15
15:45	0	3	6	7	0	0	0	0	0	0	0	0	0	16
16:00	0	2	6	3	2	0	0	0	0	0	0	0	0	13
16:15	0	1	5	5	0	0	0	0	0	0	0	0	0	11
16:30	1	5	5	3	0	0	0	0	0	0	0	0	0	14
16:45	0	6	7	3	0	0	0	0	0	0	0	0	0	16
17:00	1	1	8	2	0	0	0	0	0	0	0	0	0	12
17:15	1	2	9	3	1	0	0	0	0	0	0	0	0	16
17:30	0	1	4	2	0	0	0	0	0	0	0	0	0	7
17:45	0	1	3	2	1	0	0	0	0	0	0	0	0	7
18:00	3	2	3	2	1	0	0	0	0	0	0	0	0	11
18:15	1	3	6	2	0	0	0	0	0	0	0	0	0	12
18:30	2	1	4	0	2	0	0	0	0	0	0	0	0	9
18:45	1	2	3	2	1	0	0	0	0	0	0	0	0	9
19:00	1	1	4	2	0	0	0	0	0	0	0	0	0	8
19:15	1	3	6	1	0	0	0	0	0	0	0	0	0	11
19:30	0	1	2	3	0	0	0	0	0	0	0	0	0	6
19:45	0	3	1	1	0	0	0	0	0	0	0	0	0	5
20:00	0	3	5	0	0	0	0	0	0	0	0	0	0	8
20:15	0	1	3	0	1	0	0	0	0	0	0	0	0	5
20:30	0	0	5	5	0	0	0	0	0	0	0	0	0	15
20:45	2	1	0	0	0	0	0	0	0	0	0	0	0	3
21:00	0	1	1	1	0	0	0	0	0	0	0	0	0	3
21:15	0	3	1	1	0	0	0	0	0	0	0	0	0	5
21:30	0	1	2	0	0	0	1	0	0	0	0	0	0	4
21:45	0	1	6	3	0	0	0	0	0	0	0	0	0	11
22:00	0	0	0	0	1	0	0	0	0	0	0	0	0	1
22:15	0	1	2	1	0	0	0	0	0	0	0	0	0	4
22:30	0	1	0	0	0	0	0	0	0	0	0	0	0	1
22:45	1	1	0	0	0	0	0	0	0	0	0	0	0	2
23:00	0	0	0	0	0	0	0	0	0	0	0	0	0	0
23:15	0	1	0	0	0	0	0	0	0	0	0	0	0	1
23:30	0	0	1	1	0	0	0	0	0	0	0	0	0	2
23:45	0	0	0	0	0	0	0	0	0	0	0	0	0	0
<b>Totals</b>	<b>49</b>	<b>140</b>	<b>284</b>	<b>171</b>	<b>42</b>	<b>5</b>	<b>1</b>							<b>692</b>
% of Totals	7%	20%	41%	25%	6%	1%	0%							100%

Directional Peak Periods	AM 7-9		NOON 12-2		PM 4-6		Off Peak Volumes	
All Classes	Volume	%	Volume	%	Volume	%	Volume	%
	85	12%	82	12%	96	14%	429	62%

Street Name	Direction	15th	50th	Average	85th	95th	ADT
SW 51st St	Summary	17	23	23	28	32	692

# SPEED

SW 51st St Bet. SW 103rd Ave & SW 101st Terrace

Day: Thursday  
Date: 5/18/2023

City: Cooper City  
Project #: FL23\_140259\_018e

**East Bound**

Time	< 15	15 - 19	20 - 24	25 - 29	30 - 34	35 - 39	40 - 44	45 - 49	50 - 54	55 - 59	60 - 64	65 - 69	70 +	Total
00:00 AM	0	0	0	0	0	0	0	0	0	0	0	0	0	0
01:00	0	0	0	0	0	0	0	0	0	0	0	0	0	0
02:00	0	0	0	0	0	0	0	0	0	0	0	0	0	0
03:00	1	0	0	0	1	0	0	0	0	0	0	0	0	2
04:00	0	0	2	1	0	0	0	0	0	0	0	0	0	3
05:00	0	2	4	0	1	0	0	0	0	0	0	0	0	7
06:00	5	2	14	19	4	1	0	0	0	0	0	0	0	45
07:00	1	3	12	12	2	0	0	0	0	0	0	0	0	30
08:00	1	2	10	4	2	1	0	0	0	0	0	0	0	20
09:00	3	4	10	4	2	1	0	0	0	0	0	0	0	24
10:00	1	5	6	5	1	0	0	0	0	0	0	0	0	18
11:00	0	2	10	3	2	0	0	0	0	0	0	0	0	17
12:00 PM	1	3	7	6	2	0	0	0	0	0	0	0	0	19
13:00	2	2	7	6	4	1	0	0	0	0	0	0	0	22
14:00	0	3	7	9	4	0	0	0	0	0	0	0	0	23
15:00	1	5	6	12	2	0	0	0	0	0	0	0	0	26
16:00	0	3	9	12	0	0	0	0	0	0	0	0	0	24
17:00	0	0	7	4	2	0	0	0	0	0	0	0	0	13
18:00	2	3	6	4	2	0	0	0	0	0	0	0	0	17
19:00	2	2	5	3	0	0	0	0	0	0	0	0	0	12
20:00	1	2	1	0	0	0	0	0	0	0	0	0	0	4
21:00	0	4	0	3	0	0	1	0	0	0	0	0	0	8
22:00	1	3	1	1	0	0	0	0	0	0	0	0	0	6
23:00	0	1	0	1	0	0	0	0	0	0	0	0	0	2
<b>Totals</b>	<b>22</b>	<b>51</b>	<b>124</b>	<b>109</b>	<b>31</b>	<b>4</b>	<b>1</b>							<b>342</b>
<b>% of Totals</b>	<b>6%</b>	<b>15%</b>	<b>36%</b>	<b>32%</b>	<b>9%</b>	<b>1%</b>	<b>0%</b>							<b>100%</b>

<b>AM Volumes</b>	12	20	68	48	15	3	0	0	0	0	0	0	0	166
<b>% AM</b>	4%	6%	20%	14%	4%	1%								49%
<b>AM Peak Hour</b>	06:00	10:00	06:00	06:00	06:00	06:00								06:00
<b>Volume</b>	5	5	14	19	4	1								45
<b>PM Volumes</b>	10	31	56	61	16	1	1	0	0	0	0	0	0	176
<b>% PM</b>	3%	9%	16%	18%	5%	0%	0%							51%
<b>PM Peak Hour</b>	13:00	15:00	16:00	15:00	13:00	13:00	21:00							15:00
<b>Volume</b>	2	5	9	12	4	1	1							26

Directional Peak Periods All Speeds	AM 7-9		NOON 12-2		PM 4-6		Off Peak Volumes	
	Volume	%	Volume	%	Volume	%	Volume	%
	50	↔ 15%	41	↔ 12%	37	↔ 11%	214	↔ 63%

Street Name	Direction	Percentiles					
		15th	50th	Average	85th	95th	ADT
SW 51st St	East Bound	18	24	24	29	33	342
SW 51st St	West Bound	16	22	22	27	30	350



# SPEED

SW 51st St Bet. SW 103rd Ave & SW 101st Terrace

Day: Thursday  
Date: 5/18/2023

City: Cooper City  
Project #: FL23\_140259\_018w

## West Bound

Time	< 15	15 - 19	20 - 24	25 - 29	30 - 34	35 - 39	40 - 44	45 - 49	50 - 54	55 - 59	60 - 64	65 - 69	70 +	Total
00:00 AM	0	0	0	0	0	0	0	0	0	0	0	0	0	0
01:00	0	0	0	0	0	0	0	0	0	0	0	0	0	0
02:00	0	0	1	0	0	0	0	0	0	0	0	0	0	1
03:00	0	0	0	1	0	0	0	0	0	0	0	0	0	1
04:00	0	0	0	0	0	0	0	0	0	0	0	0	0	0
05:00	0	2	3	0	0	0	0	0	0	0	0	0	0	5
06:00	1	3	9	3	0	1	0	0	0	0	0	0	0	17
07:00	1	5	9	2	0	0	0	0	0	0	0	0	0	17
08:00	4	5	8	1	0	0	0	0	0	0	0	0	0	18
09:00	1	2	9	3	1	0	0	0	0	0	0	0	0	16
10:00	1	5	2	3	1	0	0	0	0	0	0	0	0	12
11:00	1	5	7	4	2	0	0	0	0	0	0	0	0	19
12:00 PM	2	9	6	2	0	0	0	0	0	0	0	0	0	19
13:00	2	2	10	7	1	0	0	0	0	0	0	0	0	22
14:00	2	8	15	6	0	0	0	0	0	0	0	0	0	31
15:00	3	11	14	15	0	0	0	0	0	0	0	0	0	43
16:00	1	11	14	2	2	0	0	0	0	0	0	0	0	30
17:00	2	5	17	5	0	0	0	0	0	0	0	0	0	29
18:00	5	5	10	2	2	0	0	0	0	0	0	0	0	24
19:00	0	6	8	4	0	0	0	0	0	0	0	0	0	18
20:00	1	3	12	0	1	0	0	0	0	0	0	0	0	17
21:00	0	2	4	2	0	0	0	0	0	0	0	0	0	8
22:00	0	0	1	0	1	0	0	0	0	0	0	0	0	2
23:00	0	0	1	0	0	0	0	0	0	0	0	0	0	1
<b>Totals</b>	<b>27</b>	<b>89</b>	<b>160</b>	<b>62</b>	<b>11</b>	<b>1</b>								<b>350</b>
<b>% of Totals</b>	<b>8%</b>	<b>25%</b>	<b>46%</b>	<b>18%</b>	<b>3%</b>	<b>0%</b>								<b>100%</b>

<b>AM Volumes</b>	9	27	48	17	4	1	0	0	0	0	0	0	0	106
<b>% AM</b>	3%	8%	14%	5%	1%	0%								30%
<b>AM Peak Hour</b>	08:00	07:00	06:00	11:00	11:00	06:00								11:00
<b>Volume</b>	4	5	9	4	2	1								19
<b>PM Volumes</b>	18	62	112	45	7	0	0	0	0	0	0	0	0	244
<b>% PM</b>	5%	18%	32%	13%	2%									70%
<b>PM Peak Hour</b>	18:00	15:00	17:00	15:00	16:00									15:00
<b>Volume</b>	5	11	17	15	2									43

Directional Peak Periods All Speeds	AM 7-9		NOON 12-2		PM 4-6		Off Peak Volumes	
	Volume	%	Volume	%	Volume	%	Volume	%
	35	↔ 10%	41	↔ 12%	59	↔ 17%	215	↔ 61%

Street Name	Direction	Percentiles					ADT
		15th	50th	Average	85th	95th	
SW 51st St	East Bound	18	24	24	29	33	342
SW 51st St	West Bound	16	22	22	27	30	350

# SPEED

SW 51st St Bet. SW 103rd Ave & SW 101st Terrace

Day: Thursday  
Date: 5/18/2023

City: Cooper City  
Project #: FL23\_140259\_018

## Summary

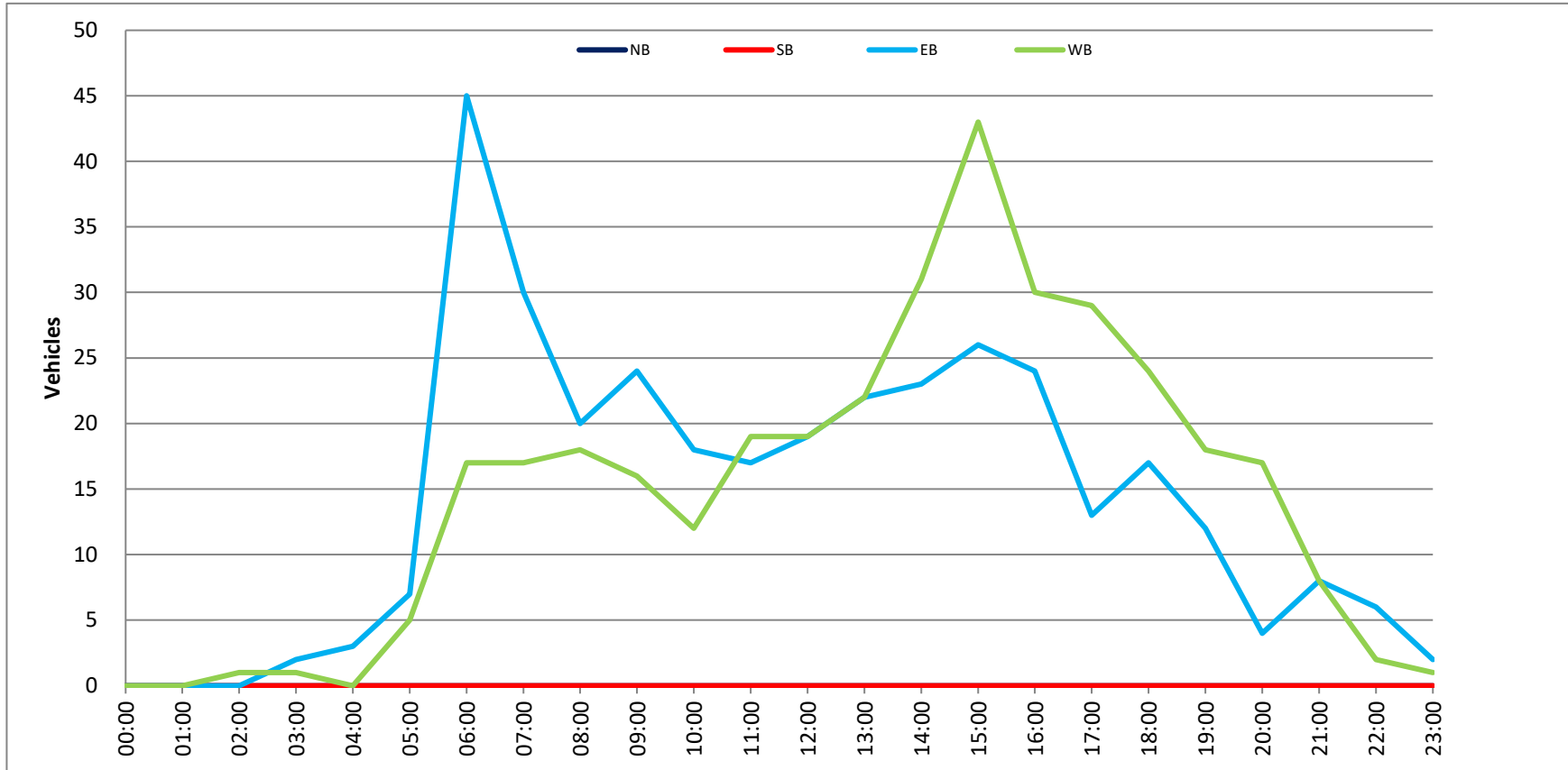
Time	< 15	15 - 19	20 - 24	25 - 29	30 - 34	35 - 39	40 - 44	45 - 49	50 - 54	55 - 59	60 - 64	65 - 69	70 +	Total
00:00 AM	0	0	0	0	0	0	0	0	0	0	0	0	0	0
01:00	0	0	0	0	0	0	0	0	0	0	0	0	0	0
02:00	0	0	1	0	0	0	0	0	0	0	0	0	0	1
03:00	1	0	0	1	1	0	0	0	0	0	0	0	0	3
04:00	0	0	2	1	0	0	0	0	0	0	0	0	0	3
05:00	0	4	7	0	1	0	0	0	0	0	0	0	0	12
06:00	6	5	23	22	4	2	0	0	0	0	0	0	0	62
07:00	2	8	21	14	2	0	0	0	0	0	0	0	0	47
08:00	5	7	18	5	2	1	0	0	0	0	0	0	0	38
09:00	4	6	19	7	3	1	0	0	0	0	0	0	0	40
10:00	2	10	8	8	2	0	0	0	0	0	0	0	0	30
11:00	1	7	17	7	4	0	0	0	0	0	0	0	0	36
12:00 PM	3	12	13	8	2	0	0	0	0	0	0	0	0	38
13:00	4	4	17	13	5	1	0	0	0	0	0	0	0	44
14:00	2	11	22	15	4	0	0	0	0	0	0	0	0	54
15:00	4	16	20	27	2	0	0	0	0	0	0	0	0	69
16:00	1	14	23	14	2	0	0	0	0	0	0	0	0	54
17:00	2	5	24	9	2	0	0	0	0	0	0	0	0	42
18:00	7	8	16	6	4	0	0	0	0	0	0	0	0	41
19:00	2	8	13	7	0	0	0	0	0	0	0	0	0	30
20:00	2	5	13	0	1	0	0	0	0	0	0	0	0	21
21:00	0	6	4	5	0	0	1	0	0	0	0	0	0	16
22:00	1	3	2	1	1	0	0	0	0	0	0	0	0	8
23:00	0	1	1	1	0	0	0	0	0	0	0	0	0	3
<b>Totals</b>	<b>49</b>	<b>140</b>	<b>284</b>	<b>171</b>	<b>42</b>	<b>5</b>	<b>1</b>							<b>692</b>
<b>% of Totals</b>	<b>7%</b>	<b>20%</b>	<b>41%</b>	<b>25%</b>	<b>6%</b>	<b>1%</b>	<b>0%</b>							<b>100%</b>

<b>AM Volumes</b>	21	47	116	65	19	4	0	0	0	0	0	0	0	272
<b>% AM</b>	3%	7%	17%	9%	3%	1%								39%
<b>AM Peak Hour</b>	06:00	10:00	06:00	06:00	06:00	06:00								06:00
<b>Volume</b>	6	10	23	22	4	2								62
<b>PM Volumes</b>	28	93	168	106	23	1	1	0	0	0	0	0	0	420
<b>% PM</b>	4%	13%	24%	15%	3%	0%	0%							61%
<b>PM Peak Hour</b>	18:00	15:00	17:00	15:00	13:00	13:00	21:00							15:00
<b>Volume</b>	7	16	24	27	5	1	1							69

Directional Peak Periods All Speeds	AM 7-9		NOON 12-2		PM 4-6		Off Peak Volumes	
	Volume	%	Volume	%	Volume	%	Volume	%
	85	↔ 12%	82	↔ 12%	96	↔ 14%	429	↔ 62%

Street Name	Direction	Percentiles					ADT
		15th	50th	Average	85th	95th	
SW 51st St	Summary	17	23	23	28	32	692





Time	< 15	15 - 19	20 - 24	25 - 29	30 - 34	35 - 39	40 - 44	45 - 49	50 - 54	55 - 59	60 - 64	65 - 69	70 +	Total
00:00 AM	0	0	0	0	0	0	0	0	0	0	0	0	0	0
00:15	0	0	0	0	0	0	0	0	0	0	0	0	0	0
00:30	0	0	0	0	0	0	0	0	0	0	0	0	0	0
00:45	0	0	0	0	0	0	0	0	0	0	0	0	0	0
01:00	0	0	0	0	0	0	0	0	0	0	0	0	0	0
01:15	0	0	0	0	0	0	0	0	0	0	0	0	0	0
01:30	0	0	0	0	0	0	0	0	0	0	0	0	0	0
01:45	0	0	0	0	0	0	0	0	0	0	0	0	0	0
02:00	0	0	0	0	0	0	0	0	0	0	0	0	0	0
02:15	0	0	0	0	0	0	0	0	0	0	0	0	0	0
02:30	0	0	0	0	0	0	0	0	0	0	0	0	0	0
02:45	0	0	0	0	0	0	0	0	0	0	0	0	0	0
03:00	0	0	0	0	0	0	0	0	0	0	0	0	0	0
03:15	0	0	0	0	0	0	0	0	0	0	0	0	0	0
03:30	0	0	0	0	0	0	0	0	0	0	0	0	0	0
03:45	0	0	0	0	0	0	0	0	0	0	0	0	0	0
04:00	0	1	0	0	0	0	0	0	0	0	0	0	0	1
04:15	0	0	0	0	1	0	0	0	0	0	0	0	0	1
04:30	0	0	2	2	1	0	0	0	0	0	0	0	0	5
04:45	0	0	0	1	0	0	0	0	0	0	0	0	0	1
05:00	0	0	0	2	0	0	0	0	0	0	0	0	0	2
05:15	0	0	0	0	0	0	0	0	0	0	0	0	0	0
05:30	0	0	2	2	0	0	0	0	0	0	0	0	0	4
05:45	0	0	2	2	0	0	0	0	0	0	0	0	0	4
06:00	0	0	1	5	2	0	0	0	0	0	0	0	0	8
06:15	0	1	1	3	0	0	0	0	0	0	0	0	0	5
06:30	0	2	4	3	1	0	0	0	0	0	0	0	0	10
06:45	0	0	4	3	1	0	0	0	0	0	0	0	0	8
07:00	0	1	2	4	1	0	0	0	0	0	0	0	0	8
07:15	0	0	2	3	1	0	0	0	0	0	0	0	0	6
07:30	0	1	0	0	1	0	0	0	0	0	0	0	0	2
07:45	0	0	2	3	1	0	0	0	0	0	0	0	0	5
08:00	0	2	2	2	0	0	0	0	0	0	0	0	0	7
08:15	0	0	1	1	0	0	0	0	0	0	0	0	0	2
08:30	0	2	0	2	0	0	0	0	0	0	0	0	0	4
08:45	0	0	0	1	2	0	0	0	0	0	0	0	0	3
09:00	0	0	0	3	0	1	0	0	0	0	0	0	0	4
09:15	0	0	0	0	1	0	0	0	0	0	0	0	0	1
09:30	0	1	2	0	0	0	0	0	0	0	0	0	0	3
09:45	0	1	1	3	0	0	0	0	0	0	0	0	0	5
10:00	0	4	0	1	0	0	0	0	0	0	0	0	0	5
10:15	0	0	0	0	0	0	0	0	0	0	0	0	0	0
10:30	1	0	1	1	0	0	0	0	0	0	0	0	0	3
10:45	1	1	1	2	0	0	0	0	0	0	0	0	0	4
11:00	1	0	3	2	0	0	0	0	0	0	0	0	0	6
11:15	0	0	1	2	0	0	0	0	0	0	0	0	0	3
11:30	0	3	2	1	0	0	0	0	0	0	0	0	0	6
11:45	0	1	2	1	0	0	0	0	0	0	0	0	0	4
12:00 PM	1	1	3	4	0	0	0	0	0	0	0	0	0	7
12:15	0	0	0	4	0	0	0	0	0	0	0	0	0	4
12:30	0	0	2	4	1	0	0	0	0	0	0	0	0	7
12:45	0	0	2	3	3	0	0	0	0	0	0	0	0	8
13:00	0	0	1	2	1	0	0	0	0	0	0	0	0	4
13:15	0	1	2	1	1	0	0	0	0	0	0	0	0	5
13:30	0	0	1	2	0	0	0	0	0	0	0	0	0	3
13:45	0	0	1	1	4	0	0	0	0	0	0	0	0	6
14:00	0	0	3	5	2	0	0	0	0	0	0	0	0	10
14:15	0	0	2	2	0	0	0	0	0	0	0	0	0	4
14:30	2	3	0	2	0	0	0	0	0	0	0	0	0	7
14:45	1	2	1	0	2	0	0	0	0	0	0	0	0	6
15:00	2	0	4	3	1	0	0	0	0	0	0	0	0	10
15:15	0	0	2	3	2	0	0	0	0	0	0	0	0	7
15:30	1	2	1	4	1	1	0	0	0	0	0	0	0	10
15:45	0	1	2	2	0	0	0	0	0	0	0	0	0	5
16:00	1	1	0	0	1	0	0	0	0	0	0	0	0	3
16:15	0	0	0	0	1	0	0	0	0	0	0	0	0	2
16:30	0	2	3	4	0	0	0	0	0	0	0	0	0	9
16:45	0	2	1	2	1	0	0	0	0	0	0	0	0	6
17:00	0	0	4	1	0	0	0	0	0	0	0	0	0	5
17:15	0	0	5	5	2	0	0	0	0	0	0	0	0	12
17:30	0	1	2	2	1	0	0	0	0	0	0	0	0	5
17:45	3	1	0	1	2	0	0	0	0	0	0	0	0	7
18:00	0	0	4	0	0	0	0	0	0	0	0	0	0	4
18:15	0	2	1	0	0	0	0	0	0	0	0	0	0	3
18:30	0	0	1	1	2	0	0	0	0	0	0	0	0	4
18:45	0	0	4	0	1	0	0	0	0	0	0	0	0	5
19:00	0	0	3	3	1	0	0	0	0	0	0	0	0	4
19:15	0	0	1	2	0	0	0	0	0	0	0	0	0	3
19:30	0	3	2	0	0	0	0	0	0	0	0	0	0	5
19:45	0	1	2	0	0	0	0	0	0	0	0	0	0	3
20:00	1	1	0	2	1	0	0	0	0	0	0	0	0	5
20:15	0	0	0	0	1	0	0	0	0	0	0	0	0	1
20:30	0	0	0	1	1	0	0	0	0	0	0	0	0	2
20:45	0	0	0	0	1	0	0	0	0	0	0	0	0	1
21:00	0	0	0	0	0	0	0	0	0	0	0	0	0	0
21:15	0	0	1	0	0	0	0	0	0	0	0	0	0	1
21:30	0	0	1	0	0	0	0	0	0	0	0	0	0	1
21:45	0	0	0	0	0	0	0	0	0	0	0	0	0	0
22:00	0	0	0	0	0	0	0	0	0	0	0	0	0	0
22:15	0	0	0	0	0	0	0	0	0	0	0	0	0	0
22:30	0	0	0	0	0	0	0	0	0	0	0	0	0	0
22:45	1	0	0	0	0	0	0	0	0	0	0	0	0	1
23:00	0	0	0	0	0	0	0	0	0	0	0	0	0	0
23:15	0	0	0	0	0	0	0	0	0	0	0	0	0	0
23:30	0	0	0	0	0	0	0	0	0	0	0	0	0	0
23:45	0	0	0	0	0	0	0	0	0	0	0	0	0	0
<b>Totals</b>	<b>16</b>	<b>46</b>	<b>100</b>	<b>115</b>	<b>47</b>	<b>2</b>								<b>326</b>
<b>% of Totals</b>	<b>5%</b>	<b>14%</b>	<b>31%</b>	<b>35%</b>	<b>14%</b>	<b>1%</b>								<b>100%</b>

Directional Peak Periods	AM 7-9		NOON 12-2		PM 4-6		Off Peak Volumes	
All Classes	Volume	%	Volume	%	Volume	%	Volume	%
	37	11%	44	13%	49	15%	196	60%

Street Name	Direction	Percentiles					ADT
		15th	50th	Average	85th	95th	
SW 53rd St	East Bound	19	25	24	30	33	326
SW 53rd St	West Bound	17	22	22	28	31	258

Time	< 15	15 - 19	20 - 24	25 - 29	30 - 34	35 - 39	40 - 44	45 - 49	50 - 54	55 - 59	60 - 64	65 - 69	70 +	Total
00:00 AM	0	0	0	0	0	0	0	0	0	0	0	0	0	0
00:15	0	0	0	0	0	0	0	0	0	0	0	0	0	0
00:30	0	0	0	0	0	0	0	0	0	0	0	0	0	0
00:45	0	0	0	0	0	0	0	0	0	0	0	0	0	0
01:00	0	0	0	0	0	0	0	0	0	0	0	0	0	0
01:15	0	0	0	0	0	0	0	0	0	0	0	0	0	0
01:30	0	0	0	0	0	0	0	0	0	0	0	0	0	0
01:45	1	0	0	0	0	0	0	0	0	0	0	0	0	1
02:00	0	0	0	0	0	0	0	0	0	0	0	0	0	0
02:15	0	0	0	0	0	0	0	0	0	0	0	0	0	0
02:30	0	0	0	0	0	0	0	0	0	0	0	0	0	0
02:45	0	0	0	0	0	0	0	0	0	0	0	0	0	0
03:00	0	0	0	0	0	0	0	0	0	0	0	0	0	0
03:15	0	0	0	0	0	0	0	0	0	0	0	0	0	0
03:30	0	0	0	0	0	0	0	0	0	0	0	0	0	0
03:45	0	0	0	0	0	0	0	0	0	0	0	0	0	0
04:00	0	1	0	0	0	0	0	0	0	0	0	0	0	1
04:15	0	0	0	1	0	0	0	0	0	0	0	0	0	1
04:30	0	0	1	0	0	0	0	0	0	0	0	0	0	1
04:45	0	0	0	0	0	0	0	0	0	0	0	0	0	0
05:00	0	0	0	1	0	0	0	0	0	0	0	0	0	1
05:15	0	0	0	0	0	0	0	0	0	0	0	0	0	0
05:30	0	1	1	0	0	0	0	0	0	0	0	0	0	2
05:45	0	0	1	0	0	0	0	0	0	0	0	0	0	1
06:00	0	0	1	1	0	0	0	0	0	0	0	0	0	2
06:15	0	2	5	2	0	0	0	0	0	0	0	0	0	9
06:30	1	1	3	1	0	0	0	0	0	0	0	0	0	5
06:45	1	2	3	0	0	0	0	0	0	0	0	0	0	6
07:00	0	1	3	2	1	0	0	0	0	0	0	0	0	7
07:15	0	2	2	1	0	0	0	0	0	0	0	0	0	5
07:30	0	2	2	0	0	0	0	0	0	0	0	0	0	4
07:45	3	2	3	2	0	0	0	0	0	0	0	0	0	10
08:00	0	0	1	1	0	0	0	0	0	0	0	0	0	2
08:15	0	1	2	1	0	0	0	0	0	0	0	0	0	4
08:30	1	0	0	0	0	0	0	0	0	0	0	0	0	1
08:45	0	0	2	0	0	0	0	0	0	0	0	0	0	2
09:00	1	1	1	0	0	0	0	0	0	0	0	0	0	3
09:15	0	1	3	1	0	0	0	0	0	0	0	0	0	5
09:30	0	1	0	0	0	0	0	0	0	0	0	0	0	1
09:45	1	1	0	1	0	0	0	0	0	0	0	0	0	3
10:00	1	0	0	0	0	0	0	0	0	0	0	0	0	1
10:15	1	1	1	0	0	0	0	0	0	0	0	0	0	3
10:30	1	0	0	0	0	0	0	0	0	0	0	0	0	1
10:45	0	2	2	0	0	0	0	0	0	0	0	0	0	4
11:00	1	0	0	0	0	0	0	0	0	0	0	0	0	1
11:15	0	1	2	1	0	0	0	0	0	0	0	0	0	4
11:30	0	0	1	1	0	0	0	0	0	0	0	0	0	2
11:45	0	1	1	0	0	0	0	0	0	0	0	0	0	2
12:00 PM	0	0	1	0	0	0	0	0	0	0	0	0	0	1
12:15	0	0	2	1	0	0	0	0	0	0	0	0	0	3
12:30	0	1	1	0	0	0	0	0	0	0	0	0	0	2
12:45	0	2	0	2	0	0	0	0	0	0	0	0	0	4
13:00	1	0	0	1	0	1	0	0	0	0	0	0	0	3
13:15	1	0	1	0	0	0	0	0	0	0	0	0	0	2
13:30	0	0	1	0	0	0	0	0	0	0	0	0	0	1
13:45	1	2	5	2	0	0	0	0	0	0	0	0	0	10
14:00	0	0	1	2	1	0	0	0	0	0	0	0	0	4
14:15	0	1	2	3	1	0	0	0	0	0	0	0	0	7
14:30	0	2	1	0	2	0	0	0	0	0	0	0	0	5
14:45	0	2	1	1	0	0	0	0	0	0	0	0	0	4
15:00	0	4	2	1	0	0	0	0	0	0	0	0	0	7
15:15	1	2	4	1	0	0	0	0	0	0	0	0	0	8
15:30	0	3	0	2	0	0	0	0	0	0	0	0	0	5
15:45	0	2	0	3	1	0	0	0	0	0	0	0	0	6
16:00	0	0	2	1	0	0	0	0	0	0	0	0	0	3
16:15	1	1	2	1	0	0	0	0	0	0	0	0	0	6
16:30	0	0	4	1	2	0	0	0	0	0	0	0	0	7
16:45	0	1	1	2	0	1	0	0	0	0	0	0	0	5
17:00	0	0	1	2	0	0	0	0	0	0	0	0	0	3
17:15	0	1	1	0	0	1	0	0	0	0	0	0	0	3
17:30	0	1	2	1	0	0	0	0	0	0	0	0	0	4
17:45	0	0	2	0	0	0	0	0	0	0	0	0	0	2
18:00	0	1	3	3	0	0	0	0	0	0	0	0	0	7
18:15	1	0	4	4	0	0	0	0	0	0	0	0	0	9
18:30	0	1	3	1	0	0	0	0	0	0	0	0	0	5
18:45	0	0	3	2	0	0	0	0	0	0	0	0	0	5
19:00	0	2	0	0	0	0	0	0	0	0	0	0	0	2
19:15	1	1	6	0	0	0	0	0	0	0	0	0	0	8
19:30	0	0	0	1	0	0	0	0	0	0	0	0	0	1
19:45	0	0	0	1	2	0	0	0	0	0	0	0	0	3
20:00	0	1	1	0	0	0	0	0	0	0	0	0	0	2
20:15	0	0	2	2	0	0	0	0	0	0	0	0	0	4
20:30	0	0	1	1	0	0	0	0	0	0	0	0	0	2
20:45	0	0	1	1	0	0	0	0	0	0	0	0	0	2
21:00	0	1	0	0	0	0	0	0	0	0	0	0	0	1
21:15	0	2	1	0	0	0	0	0	0	0	0	0	0	3
21:30	0	0	0	0	0	0	0	0	0	0	0	0	0	0
21:45	0	0	1	0	0	0	0	0	0	0	0	0	0	1
22:00	0	0	1	0	0	0	0	0	0	0	0	0	0	1
22:15	0	0	0	2	0	0	0	0	0	0	0	0	0	2
22:30	0	0	0	0	0	0	0	0	0	0	0	0	0	0
22:45	0	0	1	0	0	0	0	0	0	0	0	0	0	1
23:00	0	0	0	0	0	0	0	0	0	0	0	0	0	0
23:15	0	0	0	0	0	0	0	0	0	0	0	0	0	0
23:30	0	0	0	0	0	0	0	0	0	0	0	0	0	0
23:45	0	0	0	0	0	0	0	0	0	0	0	0	0	0
Totals	20	58	103	61	11	3								258
% of Totals	8%	22%	41%	24%	4%	1%								100%

Directional Peak Periods	AM 7-9	NOON 12-2	PM 4-6	Off Peak Volumes
All Classes	Volume 35	Volume 26	Volume 33	Volume 164
	% 14%	% 10%	% 13%	% 64%

Street Name	Direction	15th	50th	Average	85th	95th	ADT
SW 53rd St	East Bound	19	25	24	30	33	326
SW 53rd St	West Bound	17	22	22	28	31	258

Summary

Time	< 15	15 - 19	20 - 24	25 - 29	30 - 34	35 - 39	40 - 44	45 - 49	50 - 54	55 - 59	60 - 64	65 - 69	70 +	Total
00:00 AM	0	0	0	0	0	0	0	0	0	0	0	0	0	0
00:15	0	0	0	0	0	0	0	0	0	0	0	0	0	0
00:30	0	0	0	0	0	0	0	0	0	0	0	0	0	0
00:45	0	0	0	0	0	0	0	0	0	0	0	0	0	0
01:00	0	0	0	0	0	0	0	0	0	0	0	0	0	0
01:15	0	0	0	0	0	0	0	0	0	0	0	0	0	0
01:30	0	0	0	0	0	0	0	0	0	0	0	0	0	0
01:45	1	0	0	0	0	0	0	0	0	0	0	0	0	1
02:00	0	0	0	0	0	0	0	0	0	0	0	0	0	0
02:15	0	0	0	0	0	0	0	0	0	0	0	0	0	0
02:30	0	0	0	0	0	0	0	0	0	0	0	0	0	0
02:45	0	0	0	0	0	0	0	0	0	0	0	0	0	0
03:00	0	0	0	0	0	0	0	0	0	0	0	0	0	0
03:15	0	0	0	0	0	0	0	0	0	0	0	0	0	0
03:30	0	0	0	0	0	0	0	0	0	0	0	0	0	0
03:45	0	0	0	0	0	0	0	0	0	0	0	0	0	0
04:00	0	2	0	0	0	0	0	0	0	0	0	0	0	2
04:15	0	0	0	1	1	0	0	0	0	0	0	0	0	2
04:30	0	0	3	2	1	0	0	0	0	0	0	0	0	6
04:45	0	0	0	0	1	0	0	0	0	0	0	0	0	1
05:00	0	0	0	0	0	0	0	0	0	0	0	0	0	0
05:15	0	0	0	0	0	0	0	0	0	0	0	0	0	0
05:30	0	1	3	2	0	0	0	0	0	0	0	0	0	6
05:45	0	0	3	2	0	0	0	0	0	0	0	0	0	5
06:00	0	0	2	6	2	0	0	0	0	0	0	0	0	10
06:15	0	3	6	5	0	0	0	0	0	0	0	0	0	14
06:30	1	3	6	4	0	0	0	0	0	0	0	0	0	15
06:45	1	2	7	3	1	0	0	0	0	0	0	0	0	14
07:00	0	2	5	6	2	0	0	0	0	0	0	0	0	15
07:15	0	2	4	4	1	0	0	0	0	0	0	0	0	11
07:30	0	3	2	0	1	0	0	0	0	0	0	0	0	6
07:45	3	2	4	5	1	0	0	0	0	0	0	0	0	15
08:00	0	3	3	3	0	0	0	0	0	0	0	0	0	9
08:15	0	1	3	2	0	0	0	0	0	0	0	0	0	6
08:30	1	2	0	2	0	0	0	0	0	0	0	0	0	5
08:45	0	0	2	1	2	0	0	0	0	0	0	0	0	5
09:00	1	1	1	3	0	1	0	0	0	0	0	0	0	7
09:15	0	1	3	2	0	0	0	0	0	0	0	0	0	6
09:30	0	2	0	0	0	0	0	0	0	0	0	0	0	2
09:45	1	2	1	4	0	0	0	0	0	0	0	0	0	8
10:00	1	4	0	1	0	0	0	0	0	0	0	0	0	6
10:15	1	1	1	0	0	0	0	0	0	0	0	0	0	3
10:30	2	0	1	1	0	0	0	0	0	0	0	0	0	4
10:45	1	3	4	0	0	0	0	0	0	0	0	0	0	8
11:00	2	0	3	2	0	0	0	0	0	0	0	0	0	7
11:15	0	1	3	3	0	0	0	0	0	0	0	0	0	7
11:30	0	3	3	2	0	0	0	0	0	0	0	0	0	8
11:45	0	2	3	1	0	0	0	0	0	0	0	0	0	6
12:00 PM	1	1	4	1	0	0	0	0	0	0	0	0	0	8
12:15	0	0	2	5	0	0	0	0	0	0	0	0	0	7
12:30	0	1	3	4	1	0	0	0	0	0	0	0	0	9
12:45	0	2	2	5	3	0	0	0	0	0	0	0	0	12
13:00	1	0	1	3	1	1	0	0	0	0	0	0	0	7
13:15	1	1	3	1	1	0	0	0	0	0	0	0	0	7
13:30	0	0	2	2	0	0	0	0	0	0	0	0	0	4
13:45	1	2	6	3	4	0	0	0	0	0	0	0	0	16
14:00	0	0	4	7	3	0	0	0	0	0	0	0	0	14
14:15	0	1	4	5	1	0	0	0	0	0	0	0	0	11
14:30	2	5	1	2	2	0	0	0	0	0	0	0	0	12
14:45	1	4	2	1	2	0	0	0	0	0	0	0	0	10
15:00	2	4	6	4	1	0	0	0	0	0	0	0	0	17
15:15	1	2	6	4	2	0	0	0	0	0	0	0	0	15
15:30	1	5	1	6	1	1	0	0	0	0	0	0	0	15
15:45	0	3	2	5	1	0	0	0	0	0	0	0	0	11
16:00	1	1	2	1	1	0	0	0	0	0	0	0	0	6
16:15	1	1	0	2	2	0	0	0	0	0	0	0	0	8
16:30	0	2	7	5	2	0	0	0	0	0	0	0	0	16
16:45	0	3	2	4	1	1	0	0	0	0	0	0	0	11
17:00	0	0	5	3	0	0	0	0	0	0	0	0	0	8
17:15	0	1	6	5	2	1	0	0	0	0	0	0	0	15
17:30	0	2	3	3	1	0	0	0	0	0	0	0	0	9
17:45	3	1	2	1	2	0	0	0	0	0	0	0	0	9
18:00	0	1	7	3	0	0	0	0	0	0	0	0	0	11
18:15	1	2	5	4	0	0	0	0	0	0	0	0	0	12
18:30	0	1	4	2	2	0	0	0	0	0	0	0	0	9
18:45	0	0	7	2	1	0	0	0	0	0	0	0	0	10
19:00	0	2	3	3	1	0	0	0	0	0	0	0	0	6
19:15	1	1	7	2	0	0	0	0	0	0	0	0	0	11
19:30	0	3	2	1	0	0	0	0	0	0	0	0	0	6
19:45	0	1	2	1	2	0	0	0	0	0	0	0	0	6
20:00	1	2	1	2	1	0	0	0	0	0	0	0	0	7
20:15	0	0	2	2	1	0	0	0	0	0	0	0	0	5
20:30	0	0	2	0	0	0	0	0	0	0	0	0	0	4
20:45	0	0	1	1	1	0	0	0	0	0	0	0	0	3
21:00	0	1	0	0	0	0	0	0	0	0	0	0	0	1
21:15	0	2	2	0	0	0	0	0	0	0	0	0	0	4
21:30	0	0	1	0	0	0	0	0	0	0	0	0	0	1
21:45	0	0	1	0	0	0	0	0	0	0	0	0	0	1
22:00	0	0	1	0	0	0	0	0	0	0	0	0	0	1
22:15	0	0	0	2	0	0	0	0	0	0	0	0	0	2
22:30	0	0	0	0	0	0	0	0	0	0	0	0	0	0
22:45	1	0	1	0	0	0	0	0	0	0	0	0	0	2
23:00	0	0	0	0	0	0	0	0	0	0	0	0	0	0
23:15	0	0	0	0	0	0	0	0	0	0	0	0	0	0
23:30	0	0	0	0	0	0	0	0	0	0	0	0	0	0
23:45	0	0	0	0	0	0	0	0	0	0	0	0	0	0
<b>Totals</b>	<b>36</b>	<b>104</b>	<b>203</b>	<b>176</b>	<b>58</b>	<b>5</b>								<b>584</b>
% of Totals	6%	18%	35%	30%	10%	1%								100%

<b>AM Volumes</b>	16	46	78	71	13	1	0	0	0	0	0	0	0	223
% AM	3%	8%	13%	12%	2%	0%								39%
<b>AM Peak Hour</b>	16:15	06:15	06:15	06:00	06:30	08:15								06:15
Volume	6	10	24	18	5	1								53
<b>PM Volumes</b>	20	58	127	105	45	4	0	0	0	0	0	0	0	359
% PM	3%	10%	22%	18%	8%	1%								61%
<b>PM Peak Hour</b>	16:30	14:30	18:00	15:00	13:45	16:30								15:00
Volume	6	15	23	19	10	2								58
<b>Directional Peak Periods</b>	<b>AM 7-9</b>			<b>NOON 12-2</b>			<b>PM 4-6</b>			<b>Off Peak Volumes</b>				
All Classes	Volume	%	Volume	%	Volume	%	Volume	%	Volume	%	Volume	%		
	72	12%	70	12%	82	14%	360	62%						

Street Name	Direction	Percentiles					
		15th	50th	Average	85th	95th	ADT
SW 53rd St	Summary	17	24	23	29	33	584

# SPEED

SW 53rd St Bet. Cherry Rd/SW 106th Ave & SW 104th Ave

Day: Tuesday  
Date: 5/16/2023

City: Cooper City  
Project #: FL23\_140259\_019e

## East Bound

Time	< 15	15 - 19	20 - 24	25 - 29	30 - 34	35 - 39	40 - 44	45 - 49	50 - 54	55 - 59	60 - 64	65 - 69	70 +	Total
00:00 AM	0	0	0	0	0	0	0	0	0	0	0	0	0	0
01:00	0	0	0	0	0	0	0	0	0	0	0	0	0	0
02:00	0	0	0	0	0	0	0	0	0	0	0	0	0	0
03:00	0	0	0	0	0	0	0	0	0	0	0	0	0	0
04:00	0	1	2	3	2	0	0	0	0	0	0	0	0	8
05:00	0	0	4	6	0	0	0	0	0	0	0	0	0	10
06:00	0	3	10	14	4	0	0	0	0	0	0	0	0	31
07:00	0	2	5	10	4	0	0	0	0	0	0	0	0	21
08:00	0	5	3	6	2	0	0	0	0	0	0	0	0	16
09:00	0	2	3	7	0	1	0	0	0	0	0	0	0	13
10:00	2	5	3	2	0	0	0	0	0	0	0	0	0	12
11:00	1	4	8	6	0	0	0	0	0	0	0	0	0	19
12:00 PM	1	1	7	12	5	0	0	0	0	0	0	0	0	26
13:00	0	1	5	6	6	0	0	0	0	0	0	0	0	18
14:00	3	5	6	9	4	0	0	0	0	0	0	0	0	27
15:00	3	3	9	12	4	1	0	0	0	0	0	0	0	32
16:00	1	5	4	7	3	0	0	0	0	0	0	0	0	20
17:00	3	2	10	9	5	0	0	0	0	0	0	0	0	29
18:00	0	2	10	1	3	0	0	0	0	0	0	0	0	16
19:00	0	4	8	3	0	0	0	0	0	0	0	0	0	15
20:00	1	1	1	2	5	0	0	0	0	0	0	0	0	10
21:00	0	0	2	0	0	0	0	0	0	0	0	0	0	2
22:00	1	0	0	0	0	0	0	0	0	0	0	0	0	1
23:00	0	0	0	0	0	0	0	0	0	0	0	0	0	0
<b>Totals</b>	<b>16</b>	<b>46</b>	<b>100</b>	<b>115</b>	<b>47</b>	<b>2</b>								<b>326</b>
<b>% of Totals</b>	5%	14%	31%	35%	14%	1%								100%

<b>AM Volumes</b>	3	22	38	54	12	1	0	0	0	0	0	0	0	130
<b>% AM</b>	1%	7%	12%	17%	4%	0%								40%
<b>AM Peak Hour</b>	10:00	08:00	06:00	06:00	06:00	09:00								06:00
<b>Volume</b>	2	5	10	14	4	1								31
<b>PM Volumes</b>	13	24	62	61	35	1	0	0	0	0	0	0	0	196
<b>% PM</b>	4%	7%	19%	19%	11%	0%								60%
<b>PM Peak Hour</b>	14:00	14:00	17:00	12:00	13:00	15:00								15:00
<b>Volume</b>	3	5	10	12	6	1								32

Directional Peak Periods All Speeds	AM 7-9		NOON 12-2		PM 4-6		Off Peak Volumes	
	Volume	%	Volume	%	Volume	%	Volume	%
	37	↔ 11%	44	↔ 13%	49	↔ 15%	196	↔ 60%

Street Name	Direction	Percentiles					ADT
		15th	50th	Average	85th	95th	
SW 53rd St	East Bound	19	25	24	30	33	326
SW 53rd St	West Bound	17	22	22	28	31	258



# SPEED

SW 53rd St Bet. Cherry Rd/SW 106th Ave & SW 104th Ave

Day: Tuesday  
Date: 5/16/2023

City: Cooper City  
Project #: FL23\_140259\_019w

## West Bound

Time	< 15	15 - 19	20 - 24	25 - 29	30 - 34	35 - 39	40 - 44	45 - 49	50 - 54	55 - 59	60 - 64	65 - 69	70 +	Total
00:00 AM	0	0	0	0	0	0	0	0	0	0	0	0	0	0
01:00	1	0	0	0	0	0	0	0	0	0	0	0	0	1
02:00	0	0	0	0	0	0	0	0	0	0	0	0	0	0
03:00	0	0	0	0	0	0	0	0	0	0	0	0	0	0
04:00	0	1	1	1	0	0	0	0	0	0	0	0	0	3
05:00	0	1	2	1	0	0	0	0	0	0	0	0	0	4
06:00	2	5	11	4	0	0	0	0	0	0	0	0	0	22
07:00	3	7	10	5	1	0	0	0	0	0	0	0	0	26
08:00	1	1	5	2	0	0	0	0	0	0	0	0	0	9
09:00	2	4	4	2	0	0	0	0	0	0	0	0	0	12
10:00	3	3	3	0	0	0	0	0	0	0	0	0	0	9
11:00	1	2	4	2	0	0	0	0	0	0	0	0	0	9
12:00 PM	0	3	4	3	0	0	0	0	0	0	0	0	0	10
13:00	3	2	7	3	0	1	0	0	0	0	0	0	0	16
14:00	0	5	5	6	4	0	0	0	0	0	0	0	0	20
15:00	1	11	6	7	1	0	0	0	0	0	0	0	0	26
16:00	1	2	9	5	3	1	0	0	0	0	0	0	0	21
17:00	0	2	6	3	0	1	0	0	0	0	0	0	0	12
18:00	1	2	13	10	0	0	0	0	0	0	0	0	0	26
19:00	1	3	6	2	2	0	0	0	0	0	0	0	0	14
20:00	0	1	5	3	0	0	0	0	0	0	0	0	0	9
21:00	0	3	2	0	0	0	0	0	0	0	0	0	0	5
22:00	0	0	2	2	0	0	0	0	0	0	0	0	0	4
23:00	0	0	0	0	0	0	0	0	0	0	0	0	0	0
<b>Totals</b>	<b>20</b>	<b>58</b>	<b>105</b>	<b>61</b>	<b>11</b>	<b>3</b>								<b>258</b>
<b>% of Totals</b>	<b>8%</b>	<b>22%</b>	<b>41%</b>	<b>24%</b>	<b>4%</b>	<b>1%</b>								<b>100%</b>

<b>AM Volumes</b>	13	24	40	17	1	0	0	0	0	0	0	0	0	95
<b>% AM</b>	5%	9%	16%	7%	0%									37%
<b>AM Peak Hour</b>	07:00	07:00	06:00	07:00	07:00									07:00
<b>Volume</b>	3	7	11	5	1									26
<b>PM Volumes</b>	7	34	65	44	10	3	0	0	0	0	0	0	0	163
<b>% PM</b>	3%	13%	25%	17%	4%	1%								63%
<b>PM Peak Hour</b>	13:00	15:00	18:00	18:00	14:00	13:00								15:00
<b>Volume</b>	3	11	13	10	4	1								26

Directional Peak Periods All Speeds	AM 7-9		NOON 12-2		PM 4-6		Off Peak Volumes	
	Volume	%	Volume	%	Volume	%	Volume	%
	35	↔ 14%	26	↔ 10%	33	↔ 13%	164	↔ 64%

Street Name	Direction	Percentiles					ADT
		15th	50th	Average	85th	95th	
SW 53rd St	East Bound	19	25	24	30	33	326
SW 53rd St	West Bound	17	22	22	28	31	258

# SPEED

SW 53rd St Bet. Cherry Rd/SW 106th Ave & SW 104th Ave

Day: Tuesday  
Date: 5/16/2023

City: Cooper City  
Project #: FL23\_140259\_019

## Summary

Time	< 15	15 - 19	20 - 24	25 - 29	30 - 34	35 - 39	40 - 44	45 - 49	50 - 54	55 - 59	60 - 64	65 - 69	70 +	Total
00:00 AM	0	0	0	0	0	0	0	0	0	0	0	0	0	0
01:00	1	0	0	0	0	0	0	0	0	0	0	0	0	1
02:00	0	0	0	0	0	0	0	0	0	0	0	0	0	0
03:00	0	0	0	0	0	0	0	0	0	0	0	0	0	0
04:00	0	2	3	4	2	0	0	0	0	0	0	0	0	11
05:00	0	1	6	7	0	0	0	0	0	0	0	0	0	14
06:00	2	8	21	18	4	0	0	0	0	0	0	0	0	53
07:00	3	9	15	15	5	0	0	0	0	0	0	0	0	47
08:00	1	6	8	8	2	0	0	0	0	0	0	0	0	25
09:00	2	6	7	9	0	1	0	0	0	0	0	0	0	25
10:00	5	8	6	2	0	0	0	0	0	0	0	0	0	21
11:00	2	6	12	8	0	0	0	0	0	0	0	0	0	28
12:00 PM	1	4	11	15	5	0	0	0	0	0	0	0	0	36
13:00	3	3	12	9	6	1	0	0	0	0	0	0	0	34
14:00	3	10	11	15	8	0	0	0	0	0	0	0	0	47
15:00	4	14	15	19	5	1	0	0	0	0	0	0	0	58
16:00	2	7	13	12	6	1	0	0	0	0	0	0	0	41
17:00	3	4	16	12	5	1	0	0	0	0	0	0	0	41
18:00	1	4	23	11	3	0	0	0	0	0	0	0	0	42
19:00	1	7	14	5	2	0	0	0	0	0	0	0	0	29
20:00	1	2	6	5	5	0	0	0	0	0	0	0	0	19
21:00	0	3	4	0	0	0	0	0	0	0	0	0	0	7
22:00	1	0	2	2	0	0	0	0	0	0	0	0	0	5
23:00	0	0	0	0	0	0	0	0	0	0	0	0	0	0
<b>Totals</b>	<b>36</b>	<b>104</b>	<b>205</b>	<b>176</b>	<b>58</b>	<b>5</b>								<b>584</b>
<b>% of Totals</b>	<b>6%</b>	<b>18%</b>	<b>35%</b>	<b>30%</b>	<b>10%</b>	<b>1%</b>								<b>100%</b>

<b>AM Volumes</b>	16	46	78	71	13	1	0	0	0	0	0	0	0	225
<b>% AM</b>	3%	8%	13%	12%	2%	0%								39%
<b>AM Peak Hour</b>	10:00	07:00	06:00	06:00	07:00	09:00								06:00
<b>Volume</b>	5	9	21	18	5	1								53
<b>PM Volumes</b>	20	58	127	105	45	4	0	0	0	0	0	0	0	359
<b>% PM</b>	3%	10%	22%	18%	8%	1%								61%
<b>PM Peak Hour</b>	15:00	15:00	18:00	15:00	14:00	13:00								15:00
<b>Volume</b>	4	14	23	19	8	1								58

Directional Peak Periods All Speeds	AM 7-9		NOON 12-2		PM 4-6		Off Peak Volumes	
	Volume	%	Volume	%	Volume	%	Volume	%
	72	↔ 12%	70	↔ 12%	82	↔ 14%	360	↔ 62%

Street Name	Direction	Percentiles					ADT
		15th	50th	Average	85th	95th	
SW 53rd St	Summary	17	24	23	29	33	584

**VOLUME**

SW 53rd St Bet. Cherry Rd/SW 106th Ave & SW 104th Ave

Day: Tuesday  
Date: 5/16/2023

City: Cooper City  
Project #: FL23\_140259\_019

DAILY TOTALS										NB		SB		TOTAL		EB		WB		TOTAL	
										0		0				376		258		584	
AM Period	NB	SB	EB	WB	TOTAL	PMI Period	NB	SB	EB	WB	TOTAL	NB	SB	EB	WB	TOTAL	NB	SB	EB	WB	TOTAL
00:00	0	0	0	0		12:00	0	0	7	1	8	0	0	7	1	8	0	0	7	1	8
00:15	0	0	0	0		12:15	0	0	4	3	7	0	0	4	3	7	0	0	4	3	7
00:30	0	0	0	0		12:30	0	0	7	2	9	0	0	7	2	9	0	0	7	2	9
00:45	0	0	0	0		12:45	0	0	8	26	12	0	0	8	26	4	10	12	36		
01:00	0	0	0	0		13:00	0	0	4	3	7	0	0	4	3	7	0	0	4	3	7
01:15	0	0	0	0		13:15	0	0	5	2	7	0	0	5	2	7	0	0	5	2	7
01:30	0	0	0	0		13:30	0	0	3	1	4	0	0	3	1	4	0	0	3	1	4
01:45	0	0	0	1	1	13:45	0	0	6	18	16	0	0	6	18	10	16	16	34		
02:00	0	0	0	0		14:00	0	0	10	4	14	0	0	10	4	14	0	0	10	4	14
02:15	0	0	0	0		14:15	0	0	4	7	11	0	0	4	7	11	0	0	4	7	11
02:30	0	0	0	0		14:30	0	0	7	5	12	0	0	7	5	12	0	0	7	5	12
02:45	0	0	0	0		14:45	0	0	6	27	10	0	0	6	27	4	20	10	47		
03:00	0	0	0	0		15:00	0	0	10	7	17	0	0	10	7	17	0	0	10	7	17
03:15	0	0	0	0		15:15	0	0	7	8	15	0	0	7	8	15	0	0	7	8	15
03:30	0	0	0	0		15:30	0	0	10	5	15	0	0	10	5	15	0	0	10	5	15
03:45	0	0	0	0		15:45	0	0	5	32	26	0	0	5	32	6	26	11	58		
04:00	0	0	1	1	2	16:00	0	0	3	3	6	0	0	3	3	6	0	0	3	3	6
04:15	0	0	1	1	2	16:15	0	0	2	6	8	0	0	2	6	8	0	0	2	6	8
04:30	0	0	5	1	6	16:30	0	0	9	7	16	0	0	9	7	16	0	0	9	7	16
04:45	0	0	1	8	11	16:45	0	0	6	20	21	0	0	6	20	5	21	11	41		
05:00	0	0	2	1	3	17:00	0	0	5	3	8	0	0	5	3	8	0	0	5	3	8
05:15	0	0	0	0		17:15	0	0	12	3	15	0	0	12	3	15	0	0	12	3	15
05:30	0	0	4	2	6	17:30	0	0	5	4	9	0	0	5	4	9	0	0	5	4	9
05:45	0	0	4	1	5	17:45	0	0	7	29	2	0	0	7	29	2	12	9	41		
06:00	0	0	8	2	10	18:00	0	0	4	7	11	0	0	4	7	11	0	0	4	7	11
06:15	0	0	5	9	14	18:15	0	0	3	9	12	0	0	3	9	12	0	0	3	9	12
06:30	0	0	10	5	15	18:30	0	0	4	5	9	0	0	4	5	9	0	0	4	5	9
06:45	0	0	8	6	14	18:45	0	0	5	16	26	0	0	5	16	5	26	10	42		
07:00	0	0	6	8	15	19:00	0	0	4	2	6	0	0	4	2	6	0	0	4	2	6
07:15	0	0	2	5	7	19:15	0	0	3	8	11	0	0	3	8	11	0	0	3	8	11
07:30	0	0	2	4	6	19:30	0	0	5	1	6	0	0	5	1	6	0	0	5	1	6
07:45	0	0	5	21	26	19:45	0	0	3	15	3	0	0	3	15	3	14	6	29		
08:00	0	0	7	7	14	20:00	0	0	5	2	7	0	0	5	2	7	0	0	5	2	7
08:15	0	0	2	4	6	20:15	0	0	1	4	5	0	0	1	4	5	0	0	1	4	5
08:30	0	0	4	1	5	20:30	0	0	3	1	4	0	0	3	1	4	0	0	3	1	4
08:45	0	0	3	2	5	20:45	0	0	1	10	2	0	0	1	10	2	9	3	19		
09:00	0	0	4	2	6	21:00	0	0	0	1	1	0	0	0	1	1	0	0	0	1	1
09:15	0	0	1	3	4	21:15	0	0	1	3	4	0	0	1	3	4	0	0	1	3	4
09:30	0	0	3	1	4	21:30	0	0	1	0	1	0	0	1	0	1	0	0	1	0	1
09:45	0	0	5	13	18	21:45	0	0	2	2	5	0	0	2	2	5	0	0	2	2	5
10:00	0	0	5	3	8	22:00	0	0	0	0	0	0	0	0	0	0	0	0	0	0	0
10:15	0	0	0	3	3	22:15	0	0	0	2	2	0	0	0	2	2	0	0	0	2	2
10:30	0	0	3	1	4	22:30	0	0	0	0	0	0	0	0	0	0	0	0	0	0	0
10:45	0	0	4	4	8	22:45	0	0	1	1	4	0	0	1	1	4	0	0	1	1	4
11:00	0	0	6	1	7	23:00	0	0	0	0	0	0	0	0	0	0	0	0	0	0	0
11:15	0	0	3	4	7	23:15	0	0	0	0	0	0	0	0	0	0	0	0	0	0	0
11:30	0	0	6	2	8	23:30	0	0	0	0	0	0	0	0	0	0	0	0	0	0	0
11:45	0	0	4	19	28	23:45	0	0	0	0	0	0	0	0	0	0	0	0	0	0	0
TOTALS			130	95	225	TOTALS			196	163	359			54.6%	45.4%	61.5%					
SPLIT %			57.8%	42.2%	38.5%	SPLIT %			54.6%	45.4%	61.5%										
<b>DAILY TOTALS</b>										NB		SB		EB		WB		Total			
										0		0		376		258		584			
AM Peak Hour			06:30		06:15	PMI Peak Hour			14:45		13:45			15:00		15:00					
AM Pk Volume			32		27	PM Pk Volume			33		26			58		58					
Pk Hr Factor			0.800		0.750	Pk Hr Factor			0.825		0.650			0.853		0.853					
7 - 9 Volume	0	0	37	35	72	4 - 6 Volume	0	0	49	33	82	0	0	82	0	82	0	0	16:30	16:30	16:30
7 - 9 Peak Hour	0	0	07:00	07:00	07:00	4 - 6 Peak Hour	0	0	16:30	16:00	16:30	0	0	50	0	50	0	0	16:30	16:30	16:30
7 - 9 Pk Volume	0	0	21	26	47	4 - 6 Pk Volume	0	0	32	21	50	0	0	50	0	50	0	0	16:30	16:30	16:30
Pk Hr Factor	0.995	0.990	0.656	0.650	0.783	Pk Hr Factor	0.990	0.995	0.667	0.750	0.781	0.995	0.990	0.781	0.995	0.781	0.995	0.990	0.781	0.781	0.781



Time	< 15	15 - 19	20 - 24	25 - 29	30 - 34	35 - 39	40 - 44	45 - 49	50 - 54	55 - 59	60 - 64	65 - 69	70 +	Total
00:00 AM	0	0	0	0	0	0	0	0	0	0	0	0	0	0
00:15	0	0	0	0	0	0	0	0	0	0	0	0	0	0
00:30	0	0	0	0	0	0	0	0	0	0	0	0	0	0
00:45	0	0	0	0	0	0	0	0	0	0	0	0	0	0
01:00	0	0	0	0	0	0	0	0	0	0	0	0	0	0
01:15	0	0	0	0	0	0	0	0	0	0	0	0	0	0
01:30	0	0	0	0	0	0	0	0	0	0	0	0	0	0
01:45	0	0	0	0	0	0	0	0	0	0	0	0	0	0
02:00	0	0	0	0	0	0	0	0	0	0	0	0	0	0
02:15	0	0	0	0	0	0	0	0	0	0	0	0	0	0
02:30	0	0	0	0	0	0	0	0	0	0	0	0	0	0
02:45	1	0	0	0	0	0	0	0	0	0	0	0	0	1
03:00	0	0	0	0	0	0	0	0	0	0	0	0	0	0
03:15	0	0	0	1	0	0	0	0	0	0	0	0	0	1
03:30	0	0	0	0	0	0	0	0	0	0	0	0	0	0
03:45	0	0	0	0	0	0	0	0	0	0	0	0	0	0
04:00	0	0	0	0	0	0	0	0	0	0	0	0	0	0
04:15	0	0	0	0	1	0	0	0	0	0	0	0	0	1
04:30	0	0	0	1	1	0	0	0	0	0	0	0	0	2
04:45	0	0	1	1	0	0	0	0	0	0	0	0	0	2
05:00	0	0	0	0	0	0	0	0	0	0	0	0	0	0
05:15	0	0	0	0	0	0	0	0	0	0	0	0	0	0
05:30	0	0	1	1	0	0	0	0	0	0	0	0	0	2
05:45	0	1	3	1	1	0	0	0	0	0	0	0	0	6
06:00	0	1	1	4	0	1	1	0	0	0	0	0	0	8
06:15	0	1	3	0	0	0	0	0	0	0	0	0	0	4
06:30	0	0	1	0	3	0	0	0	0	0	0	0	0	4
06:45	0	0	0	5	3	0	0	0	0	0	0	0	0	8
07:00	1	2	1	5	0	0	0	0	0	0	0	0	0	9
07:15	1	0	0	1	1	0	0	0	0	0	0	0	0	3
07:30	0	2	0	2	1	0	0	0	0	0	0	0	0	5
07:45	1	0	3	3	3	0	0	0	0	0	0	0	0	10
08:00	0	2	4	4	0	0	0	0	0	0	0	0	0	10
08:15	0	2	1	2	0	0	0	0	0	0	0	0	0	5
08:30	0	0	0	0	4	0	0	0	0	0	0	0	0	4
08:45	0	1	1	3	1	0	0	0	0	0	0	0	0	6
09:00	0	0	1	0	2	0	0	0	0	0	0	0	0	3
09:15	1	1	3	1	0	0	0	0	0	0	0	0	0	4
09:30	0	1	0	1	0	0	0	0	0	0	0	0	0	3
09:45	0	0	1	2	1	0	0	0	0	0	0	0	0	4
10:00	0	0	2	4	0	0	0	0	0	0	0	0	0	6
10:15	0	0	1	3	1	0	0	0	0	0	0	0	0	5
10:30	0	0	1	2	0	0	0	0	0	0	0	0	0	3
10:45	0	0	0	2	1	0	0	0	0	0	0	0	0	3
11:00	0	0	0	0	0	0	0	0	0	0	0	0	0	0
11:15	0	1	0	1	0	0	0	0	0	0	0	0	0	2
11:30	1	0	1	1	0	0	0	0	0	0	0	0	0	3
11:45	2	1	0	0	0	0	0	0	0	0	0	0	0	3
12:00 PM	1	0	1	3	0	0	0	0	0	0	0	0	0	5
12:15	0	1	1	2	1	0	0	0	0	0	0	0	0	5
12:30	0	0	0	1	3	0	0	0	0	0	0	0	0	4
12:45	0	0	1	1	1	0	0	0	0	0	0	0	0	3
13:00	0	0	0	2	0	0	0	0	0	0	0	0	0	2
13:15	0	2	0	0	1	0	0	0	0	0	0	0	0	3
13:30	0	0	0	0	1	0	0	0	0	0	0	0	0	1
13:45	0	0	3	1	2	1	0	0	0	0	0	0	0	7
14:00	1	0	1	2	2	0	0	0	0	0	0	0	0	6
14:15	0	1	2	2	0	0	0	0	0	0	0	0	0	5
14:30	0	0	1	0	2	0	1	0	0	0	0	0	0	4
14:45	0	2	0	2	1	0	0	0	0	0	0	0	0	5
15:00	0	0	0	1	4	0	0	0	0	0	0	0	0	5
15:15	0	0	2	2	0	0	0	0	0	0	0	0	0	4
15:30	0	0	3	4	1	0	0	0	0	0	0	0	0	8
15:45	0	1	0	1	0	0	0	0	0	0	0	0	0	2
16:00	2	2	3	4	1	0	0	0	0	0	0	0	0	12
16:15	0	0	3	3	0	0	0	0	0	0	0	0	0	6
16:30	1	1	1	5	0	0	0	0	0	0	0	0	0	8
16:45	0	0	1	5	1	1	0	0	0	0	0	0	0	8
17:00	0	1	1	2	0	0	0	0	0	0	0	0	0	4
17:15	0	1	2	3	0	0	0	0	0	0	0	0	0	6
17:30	1	0	4	10	0	0	0	0	0	0	0	0	0	15
17:45	1	0	1	3	1	0	0	0	0	0	0	0	0	6
18:00	0	0	3	1	1	1	0	0	0	0	0	0	0	6
18:15	0	0	0	2	0	0	0	0	0	0	0	0	0	2
18:30	0	0	2	2	0	0	0	0	0	0	0	0	0	4
18:45	0	1	1	2	0	0	0	0	0	0	0	0	0	4
19:00	0	0	0	3	0	0	0	0	0	0	0	0	0	3
19:15	1	1	1	1	1	0	0	0	0	0	0	0	0	5
19:30	0	0	0	0	0	0	0	0	0	0	0	0	0	0
19:45	0	0	0	0	1	0	0	0	0	0	0	0	0	1
20:00	1	0	1	1	0	0	0	0	0	0	0	0	0	3
20:15	0	0	1	1	1	0	0	0	0	0	0	0	0	3
20:30	0	0	4	10	3	0	0	0	0	0	0	0	0	17
20:45	0	0	0	3	1	0	0	0	0	0	0	0	0	4
21:00	0	0	0	3	0	0	0	0	0	0	0	0	0	3
21:15	0	0	0	0	0	0	0	0	0	0	0	0	0	0
21:30	0	0	0	0	0	0	0	0	0	0	0	0	0	0
21:45	0	0	0	0	0	0	0	0	0	0	0	0	0	0
22:00	0	0	0	0	0	0	0	0	0	0	0	0	0	0
22:15	0	0	0	0	0	1	0	0	0	0	0	0	0	1
22:30	0	0	1	0	0	0	0	0	0	0	0	0	0	1
22:45	0	0	0	0	0	0	0	0	0	0	0	0	0	0
23:00	0	0	1	0	0	0	0	0	0	0	0	0	0	1
23:15	0	0	0	0	0	0	0	0	0	0	0	0	0	0
23:30	0	0	0	0	0	0	0	0	0	0	0	0	0	0
23:45	0	0	0	0	0	0	0	0	0	0	0	0	0	0
Totals	17	30	72	132	48	5	2							306
% of Totals	6%	10%	24%	43%	16%	2%	1%							100%

Directional Peak Periods	AM 7-9		NOON 12-2		PM 4-6		Off Peak Volumes	
All Classes	Volume	%	Volume	%	Volume	%	Volume	%
	52	17%	30	10%	65	21%	159	52%

Street Name	Direction	Percentiles					
		15th	50th	Average	85th	95th	ADT
SW 53rd St	East Bound	20	26	25	31	34	306
SW 53rd St	West Bound	16	23	22	28	31	252

Time	< 15	15 - 19	20 - 24	25 - 29	30 - 34	35 - 39	40 - 44	45 - 49	50 - 54	55 - 59	60 - 64	65 - 69	70 +	Total
00:00 AM	0	0	0	0	0	0	0	0	0	0	0	0	0	0
00:15	0	0	0	0	0	0	0	0	0	0	0	0	0	0
00:30	0	0	0	0	0	0	0	0	0	0	0	0	0	0
00:45	0	0	0	0	0	0	0	0	0	0	0	0	0	0
01:00	0	0	0	0	0	0	0	0	0	0	0	0	0	0
01:15	0	0	0	0	0	0	0	0	0	0	0	0	0	0
01:30	0	0	0	0	0	0	0	0	0	0	0	0	0	0
01:45	0	0	0	0	0	0	0	0	0	0	0	0	0	0
02:00	0	0	0	0	0	0	0	0	0	0	0	0	0	0
02:15	0	0	0	0	0	0	0	0	0	0	0	0	0	0
02:30	0	0	0	0	0	0	0	0	0	0	0	0	0	0
02:45	0	0	0	0	0	0	0	0	0	0	0	0	0	0
03:00	0	0	0	0	0	0	0	0	0	0	0	0	0	0
03:15	0	0	0	0	0	0	0	0	0	0	0	0	0	0
03:30	0	0	0	0	0	0	0	0	0	0	0	0	0	0
03:45	0	0	0	0	0	0	0	0	0	0	0	0	0	0
04:00	0	0	0	0	0	0	0	0	0	0	0	0	0	0
04:15	0	0	0	0	0	0	0	0	0	0	0	0	0	0
04:30	0	0	0	0	0	0	0	0	0	0	0	0	0	0
04:45	0	0	0	1	0	0	0	0	0	0	0	0	0	1
05:00	0	0	2	0	0	0	0	0	0	0	0	0	0	2
05:15	0	0	1	0	0	0	0	0	0	0	0	0	0	1
05:30	0	0	0	1	0	0	0	0	0	0	0	0	0	1
05:45	0	1	0	0	0	0	0	0	0	0	0	0	0	1
06:00	0	1	2	2	1	0	0	0	0	0	0	0	0	6
06:15	0	0	6	3	0	0	0	0	0	0	0	0	0	9
06:30	1	0	1	0	1	0	0	0	0	0	0	0	0	3
06:45	0	1	1	1	0	0	0	0	0	0	0	0	0	3
07:00	0	2	0	0	2	0	0	0	0	0	0	0	0	4
07:15	2	1	1	1	0	0	0	0	0	0	0	0	0	5
07:30	2	0	1	0	0	0	0	0	0	0	0	0	0	3
07:45	0	0	2	2	0	0	0	0	0	0	0	0	0	4
08:00	0	3	2	2	0	0	0	0	0	0	0	0	0	7
08:15	0	1	0	0	0	0	0	0	0	0	0	0	0	1
08:30	0	1	3	1	0	0	0	0	0	0	0	0	0	5
08:45	0	1	0	1	0	0	0	0	0	0	0	0	0	2
09:00	0	1	1	2	1	0	0	0	0	0	0	0	0	5
09:15	1	0	3	1	1	0	0	0	0	0	0	0	0	6
09:30	0	0	2	0	0	0	0	0	0	0	0	0	0	2
09:45	0	1	1	2	0	0	0	0	0	0	0	0	0	4
10:00	1	1	2	0	0	1	0	0	0	0	0	0	0	5
10:15	1	0	2	0	0	0	0	0	0	0	0	0	0	3
10:30	0	0	0	1	0	0	0	0	0	0	0	0	0	1
10:45	1	0	0	1	0	0	0	0	0	0	0	0	0	2
11:00	0	0	0	2	0	0	0	0	0	0	0	0	0	2
11:15	0	2	1	1	1	0	0	0	0	0	0	0	0	5
11:30	1	0	0	1	0	0	0	0	0	0	0	0	0	2
11:45	0	1	1	0	0	0	0	0	0	0	0	0	0	2
12:00 PM	0	1	1	0	0	0	0	0	0	0	0	0	0	2
12:15	0	2	2	0	1	0	0	0	0	0	0	0	0	5
12:30	0	0	0	0	0	0	0	0	0	0	0	0	0	0
12:45	0	1	1	0	0	0	0	0	0	0	0	0	0	2
13:00	0	1	0	2	0	0	0	0	0	0	0	0	0	3
13:15	1	2	0	2	0	0	0	0	0	0	0	0	0	5
13:30	0	0	0	0	0	0	0	0	0	0	0	0	0	0
13:45	0	1	1	0	1	0	0	0	0	0	0	0	0	3
14:00	1	1	1	1	0	0	0	0	0	0	0	0	0	4
14:15	0	1	2	1	0	0	0	0	0	0	0	0	0	4
14:30	0	0	1	1	0	0	0	0	0	0	0	0	0	2
14:45	1	0	1	1	1	0	0	0	0	0	0	0	0	4
15:00	0	1	0	1	3	0	0	0	0	0	0	0	0	5
15:15	0	1	3	3	0	1	0	0	0	0	0	0	0	8
15:30	1	1	3	1	0	0	0	0	0	0	0	0	0	6
15:45	0	3	2	1	0	0	0	0	0	0	0	0	0	6
16:00	2	1	1	1	1	0	0	0	0	0	0	0	0	6
16:15	1	1	1	1	2	0	0	0	0	0	0	0	0	5
16:30	0	1	4	3	0	0	0	0	0	0	0	0	0	8
16:45	0	0	1	2	0	0	0	0	0	0	0	0	0	3
17:00	0	0	1	2	0	0	0	0	0	0	0	0	0	3
17:15	2	0	5	1	0	0	0	0	0	0	0	0	0	8
17:30	1	1	2	2	0	0	0	0	0	0	0	0	0	6
17:45	0	3	1	1	0	0	0	0	0	0	0	0	0	5
18:00	0	5	0	0	0	0	0	0	0	0	0	0	0	5
18:15	1	3	3	2	1	0	0	0	0	0	0	0	0	10
18:30	1	1	0	2	0	0	0	0	0	0	0	0	0	4
18:45	0	1	0	1	0	0	0	0	0	0	0	0	0	2
19:00	0	1	2	0	0	0	0	0	0	0	0	0	0	3
19:15	0	0	2	1	1	0	0	0	0	0	0	0	0	4
19:30	0	2	3	2	0	0	0	0	0	0	0	0	0	7
19:45	0	1	0	1	0	0	0	0	0	0	0	0	0	2
20:00	1	2	2	1	0	0	0	0	0	0	0	0	0	6
20:15	0	1	2	0	0	0	0	0	0	0	0	0	0	3
20:30	0	0	2	1	0	0	0	0	0	0	0	0	0	3
20:45	0	0	1	0	0	0	0	0	0	0	0	0	0	1
21:00	0	0	0	0	1	0	0	0	0	0	0	0	0	1
21:15	0	0	1	0	0	0	0	0	0	0	0	0	0	1
21:30	0	0	0	1	1	0	0	0	0	0	0	0	0	2
21:45	1	1	0	0	0	0	0	0	0	0	0	0	0	2
22:00	0	0	0	0	0	0	0	0	0	0	0	0	0	0
22:15	0	0	1	0	0	0	0	0	0	0	0	0	0	1
22:30	0	0	0	0	0	0	0	0	0	0	0	0	0	0
22:45	0	0	0	0	0	0	0	0	0	0	0	0	0	0
23:00	0	0	0	0	0	0	0	0	0	0	0	0	0	0
23:15	0	0	0	0	0	0	0	0	0	0	0	0	0	0
23:30	0	0	0	0	0	0	0	0	0	0	0	0	0	0
23:45	0	0	0	0	0	0	0	0	0	0	0	0	0	0
Totals	24	54	91	68	13	2								252
% of Totals	10%	21%	36%	27%	5%	1%								100%

Directional Peak Periods	AM 7-9		NOON 12-2		PM 4-6		Off Peak Volumes	
All Classes	Volume	%	Volume	%	Volume	%	Volume	%
	29	12%	20	8%	44	17%	159	63%

Street Name	Direction	Percentiles					
		15th	50th	Average	85th	95th	ADT
SW 53rd St	East Bound	20	26	25	31	34	306
SW 53rd St	West Bound	16	23	22	28	31	252

Time	< 15	15 - 19	20 - 24	25 - 29	30 - 34	35 - 39	40 - 44	45 - 49	50 - 54	55 - 59	60 - 64	65 - 69	70 +	Total
00:00 AM	0	0	0	0	0	0	0	0	0	0	0	0	0	0
00:15	0	0	0	0	0	0	0	0	0	0	0	0	0	0
00:30	0	0	0	0	0	0	0	0	0	0	0	0	0	0
00:45	0	0	0	0	0	0	0	0	0	0	0	0	0	0
01:00	0	0	0	0	0	0	0	0	0	0	0	0	0	0
01:15	0	0	0	0	0	0	0	0	0	0	0	0	0	0
01:30	0	0	0	0	0	0	0	0	0	0	0	0	0	0
01:45	0	0	0	0	0	0	0	0	0	0	0	0	0	0
02:00	0	0	0	0	0	0	0	0	0	0	0	0	0	0
02:15	0	0	0	0	0	0	0	0	0	0	0	0	0	0
02:30	0	0	0	0	0	0	0	0	0	0	0	0	0	0
02:45	1	0	0	0	0	0	0	0	0	0	0	0	0	1
03:00	0	0	0	0	0	0	0	0	0	0	0	0	0	0
03:15	0	0	0	1	0	0	0	0	0	0	0	0	0	1
03:30	0	0	0	0	0	0	0	0	0	0	0	0	0	0
03:45	0	0	0	0	0	0	0	0	0	0	0	0	0	0
04:00	0	0	0	0	0	0	0	0	0	0	0	0	0	0
04:15	0	0	0	0	1	0	0	0	0	0	0	0	0	1
04:30	0	0	0	1	1	0	0	0	0	0	0	0	0	2
04:45	0	0	1	2	0	0	0	0	0	0	0	0	0	3
05:00	0	0	2	0	0	0	0	0	0	0	0	0	0	2
05:15	0	0	1	1	0	0	0	0	0	0	0	0	0	2
05:30	0	0	1	2	0	0	0	0	0	0	0	0	0	3
05:45	0	2	3	1	1	0	0	0	0	0	0	0	0	7
06:00	0	2	3	6	1	1	1	0	0	0	0	0	0	14
06:15	0	1	3	3	0	0	0	0	0	0	0	0	0	13
06:30	1	0	2	3	0	0	0	0	0	0	0	0	0	6
06:45	0	1	1	6	3	0	0	0	0	0	0	0	0	11
07:00	1	4	1	5	2	0	0	0	0	0	0	0	0	13
07:15	3	1	1	2	1	0	0	0	0	0	0	0	0	8
07:30	2	2	1	2	1	0	0	0	0	0	0	0	0	8
07:45	1	0	5	5	3	0	0	0	0	0	0	0	0	14
08:00	0	5	6	4	0	0	0	0	0	0	0	0	0	15
08:15	0	3	1	2	0	0	0	0	0	0	0	0	0	6
08:30	0	1	3	1	4	0	0	0	0	0	0	0	0	9
08:45	0	2	1	4	1	0	0	0	0	0	0	0	0	8
09:00	0	1	2	2	3	0	0	0	0	0	0	0	0	8
09:15	2	1	3	1	1	0	0	0	0	0	0	0	0	7
09:30	0	1	0	3	1	0	0	0	0	0	0	0	0	5
09:45	0	1	2	4	1	0	0	0	0	0	0	0	0	8
10:00	1	1	4	4	0	1	0	0	0	0	0	0	0	11
10:15	1	0	3	3	1	0	0	0	0	0	0	0	0	8
10:30	0	0	1	3	0	0	0	0	0	0	0	0	0	4
10:45	1	0	1	3	1	0	0	0	0	0	0	0	0	6
11:00	0	0	0	2	0	0	0	0	0	0	0	0	0	2
11:15	0	3	1	2	1	0	0	0	0	0	0	0	0	7
11:30	2	0	1	2	0	0	0	0	0	0	0	0	0	5
11:45	2	2	1	0	0	0	0	0	0	0	0	0	0	5
12:00 PM	1	1	2	3	0	0	0	0	0	0	0	0	0	7
12:15	0	3	2	2	2	0	0	0	0	0	0	0	0	10
12:30	0	0	0	1	3	0	0	0	0	0	0	0	0	4
12:45	0	1	2	1	1	0	0	0	0	0	0	0	0	5
13:00	0	1	0	4	0	0	0	0	0	0	0	0	0	5
13:15	1	4	0	2	1	0	0	0	0	0	0	0	0	8
13:30	0	0	0	1	0	0	0	0	0	0	0	0	0	1
13:45	0	1	4	1	3	1	0	0	0	0	0	0	0	10
14:00	2	1	2	3	2	0	0	0	0	0	0	0	0	10
14:15	0	2	4	3	0	0	0	0	0	0	0	0	0	9
14:30	0	0	2	1	2	0	1	0	0	0	0	0	0	6
14:45	1	2	1	3	2	0	0	0	0	0	0	0	0	9
15:00	0	1	2	7	0	0	0	0	0	0	0	0	0	10
15:15	0	1	5	5	0	1	0	0	0	0	0	0	0	12
15:30	1	1	6	5	1	0	0	0	0	0	0	0	0	14
15:45	0	4	2	2	0	0	0	0	0	0	0	0	0	8
16:00	4	3	4	5	2	0	0	0	0	0	0	0	0	18
16:15	1	1	4	4	5	0	0	0	0	0	0	0	0	11
16:30	1	2	5	8	0	0	0	0	0	0	0	0	0	16
16:45	0	0	2	7	1	1	0	0	0	0	0	0	0	11
17:00	0	1	2	4	0	0	0	0	0	0	0	0	0	7
17:15	2	1	7	4	0	0	0	0	0	0	0	0	0	14
17:30	2	1	6	12	0	0	0	0	0	0	0	0	0	21
17:45	1	3	2	4	1	0	0	0	0	0	0	0	0	11
18:00	0	0	3	1	1	1	0	0	0	0	0	0	0	11
18:15	1	3	3	4	1	0	0	0	0	0	0	0	0	12
18:30	1	1	2	4	0	0	0	0	0	0	0	0	0	8
18:45	0	2	1	3	0	0	0	0	0	0	0	0	0	6
19:00	0	1	3	2	2	0	0	0	0	0	0	0	0	9
19:15	1	1	3	2	0	0	0	0	0	0	0	0	0	9
19:30	0	2	3	2	0	0	0	0	0	0	0	0	0	7
19:45	0	1	0	1	1	0	0	0	0	0	0	0	0	3
20:00	2	2	3	2	0	0	0	0	0	0	0	0	0	9
20:15	0	1	3	1	1	0	0	0	0	0	0	0	0	6
20:30	0	0	2	1	1	0	0	0	0	0	0	0	0	4
20:45	0	0	1	3	1	0	0	0	0	0	0	0	0	5
21:00	0	0	0	3	1	0	0	0	0	0	0	0	0	4
21:15	0	0	1	0	0	0	0	0	0	0	0	0	0	1
21:30	0	0	0	1	1	0	0	0	0	0	0	0	0	2
21:45	1	1	0	0	0	0	0	0	0	0	0	0	0	2
22:00	0	0	0	0	0	0	0	0	0	0	0	0	0	0
22:15	0	0	1	0	0	1	0	0	0	0	0	0	0	2
22:30	0	0	1	0	0	0	0	0	0	0	0	0	0	1
22:45	0	0	0	0	0	0	0	0	0	0	0	0	0	0
23:00	0	0	1	0	0	0	0	0	0	0	0	0	0	1
23:15	0	0	0	0	0	0	0	0	0	0	0	0	0	0
23:30	0	0	0	0	0	0	0	0	0	0	0	0	0	0
23:45	0	0	0	0	0	0	0	0	0	0	0	0	0	0
<b>Totals</b>	<b>41</b>	<b>84</b>	<b>163</b>	<b>200</b>	<b>61</b>	<b>7</b>	<b>2</b>							<b>558</b>
% of Totals	7%	15%	29%	36%	11%	1%	0%							100%

AM Volumes		38	34	60	76	31	2	1	0	0	0	0	0	222	
% AM		3%	6%	11%	14%	6%	0%	0%						40%	
AM Peak Hour		07:00	08:00	05:45	06:00	06:30	05:15	05:15						07:35	
Volume		7	11	12	11	9	1	1						43	
PM Volumes		23	50	103	124	30	1	1	0	0	0	0	0	330	
% PM		4%	9%	18%	22%	5%	1%	0%						60%	
PM Peak Hour		15:30	15:45	17:15	16:45	13:45	13:00	13:45						17:35	
Volume		6	10	23	27	7	1	1						57	
<b>Directional Peak Periods</b>		<b>AM 7-9</b>				<b>NOON 12-2</b>				<b>PM 4-6</b>				<b>Off Peak Volumes</b>	
<b>All Classes</b>		Volume 81				Volume 50				Volume 109				Volume 318	
		15%				9%				20%				57%	

Street Name	Direction	Percentiles					
		15th	50th	Average	85th	95th	ADT
SW 53rd St	Summary	18	25	24	30	33	558

# SPEED

SW 53rd St Bet. Cherry Rd/SW 106th Ave & SW 104th Ave

Day: Wednesday

Date: 5/17/2023

City: Cooper City

Project #: FL23\_140259\_019e

## East Bound

Time	< 15	15 - 19	20 - 24	25 - 29	30 - 34	35 - 39	40 - 44	45 - 49	50 - 54	55 - 59	60 - 64	65 - 69	70 +	Total
00:00 AM	0	0	0	0	0	0	0	0	0	0	0	0	0	0
01:00	0	0	0	0	0	0	0	0	0	0	0	0	0	0
02:00	1	0	0	0	0	0	0	0	0	0	0	0	0	1
03:00	0	0	0	1	0	0	0	0	0	0	0	0	0	1
04:00	0	0	1	2	2	0	0	0	0	0	0	0	0	5
05:00	0	1	4	2	1	0	0	0	0	0	0	0	0	8
06:00	0	2	5	9	6	1	1	0	0	0	0	0	0	24
07:00	3	4	4	11	5	0	0	0	0	0	0	0	0	27
08:00	0	5	6	9	5	0	0	0	0	0	0	0	0	25
09:00	1	2	3	3	5	0	0	0	0	0	0	0	0	14
10:00	0	0	4	11	2	0	0	0	0	0	0	0	0	17
11:00	3	2	1	2	0	0	0	0	0	0	0	0	0	8
12:00 PM	1	1	3	7	5	0	0	0	0	0	0	0	0	17
13:00	0	2	3	4	3	1	0	0	0	0	0	0	0	13
14:00	1	3	4	6	5	0	1	0	0	0	0	0	0	20
15:00	0	1	6	11	1	0	0	0	0	0	0	0	0	19
16:00	3	3	8	17	2	1	0	0	0	0	0	0	0	34
17:00	2	2	8	18	1	0	0	0	0	0	0	0	0	31
18:00	0	1	6	7	1	1	0	0	0	0	0	0	0	16
19:00	1	1	1	4	2	0	0	0	0	0	0	0	0	9
20:00	1	0	3	5	2	0	0	0	0	0	0	0	0	11
21:00	0	0	0	3	0	0	0	0	0	0	0	0	0	3
22:00	0	0	1	0	0	1	0	0	0	0	0	0	0	2
23:00	0	0	1	0	0	0	0	0	0	0	0	0	0	1
<b>Totals</b>	<b>17</b>	<b>30</b>	<b>72</b>	<b>132</b>	<b>48</b>	<b>5</b>	<b>2</b>							<b>306</b>
<b>% of Totals</b>	<b>6%</b>	<b>10%</b>	<b>24%</b>	<b>43%</b>	<b>16%</b>	<b>2%</b>	<b>1%</b>							<b>100%</b>

<b>AM Volumes</b>	8	16	28	50	26	1	1	0	0	0	0	0	0	130
<b>% AM</b>	3%	5%	9%	16%	8%	0%	0%							42%
<b>AM Peak Hour</b>	07:00	08:00	08:00	07:00	06:00	06:00	06:00							07:00
<b>Volume</b>	3	5	6	11	6	1	1							27
<b>PM Volumes</b>	9	14	44	82	22	4	1	0	0	0	0	0	0	176
<b>% PM</b>	3%	5%	14%	27%	7%	1%	0%							58%
<b>PM Peak Hour</b>	16:00	14:00	16:00	17:00	12:00	13:00	14:00							16:00
<b>Volume</b>	3	3	8	18	5	1	1							34

Directional Peak Periods All Speeds	AM 7-9		NOON 12-2		PM 4-6		Off Peak Volumes	
	Volume	%	Volume	%	Volume	%	Volume	%
	52	↔ 17%	30	↔ 10%	65	↔ 21%	159	↔ 52%

Street Name	Direction	Percentiles					ADT
		15th	50th	Average	85th	95th	
SW 53rd St	East Bound	20	26	25	31	34	306
SW 53rd St	West Bound	16	23	22	28	31	252



# SPEED

SW 53rd St Bet. Cherry Rd/SW 106th Ave & SW 104th Ave

Day: Wednesday

Date: 5/17/2023

City: Cooper City

Project #: FL23\_140259\_019w

## West Bound

Time	< 15	15 - 19	20 - 24	25 - 29	30 - 34	35 - 39	40 - 44	45 - 49	50 - 54	55 - 59	60 - 64	65 - 69	70 +	Total
00:00 AM	0	0	0	0	0	0	0	0	0	0	0	0	0	0
01:00	0	0	0	0	0	0	0	0	0	0	0	0	0	0
02:00	0	0	0	0	0	0	0	0	0	0	0	0	0	0
03:00	0	0	0	0	0	0	0	0	0	0	0	0	0	0
04:00	0	0	0	1	0	0	0	0	0	0	0	0	0	1
05:00	0	1	3	1	0	0	0	0	0	0	0	0	0	5
06:00	1	2	10	6	1	0	0	0	0	0	0	0	0	20
07:00	4	3	4	3	2	0	0	0	0	0	0	0	0	16
08:00	0	6	5	2	0	0	0	0	0	0	0	0	0	13
09:00	1	2	3	7	1	0	0	0	0	0	0	0	0	14
10:00	3	1	5	2	0	1	0	0	0	0	0	0	0	12
11:00	1	3	2	4	1	0	0	0	0	0	0	0	0	11
12:00 PM	0	4	4	0	1	0	0	0	0	0	0	0	0	9
13:00	1	4	1	4	1	0	0	0	0	0	0	0	0	11
14:00	2	2	5	4	1	0	0	0	0	0	0	0	0	14
15:00	1	6	9	8	0	1	0	0	0	0	0	0	0	25
16:00	3	3	7	8	1	0	0	0	0	0	0	0	0	22
17:00	3	4	9	6	0	0	0	0	0	0	0	0	0	22
18:00	2	5	8	5	1	0	0	0	0	0	0	0	0	21
19:00	0	4	7	4	1	0	0	0	0	0	0	0	0	16
20:00	1	3	7	2	0	0	0	0	0	0	0	0	0	13
21:00	1	1	1	1	2	0	0	0	0	0	0	0	0	6
22:00	0	0	1	0	0	0	0	0	0	0	0	0	0	1
23:00	0	0	0	0	0	0	0	0	0	0	0	0	0	0
<b>Totals</b>	<b>24</b>	<b>54</b>	<b>91</b>	<b>68</b>	<b>13</b>	<b>2</b>								<b>252</b>
<b>% of Totals</b>	10%	21%	36%	27%	5%	1%								100%

<b>AM Volumes</b>	10	18	32	26	5	1	0	0	0	0	0	0	0	92
<b>% AM</b>	4%	7%	13%	10%	2%	0%								37%
<b>AM Peak Hour</b>	07:00	08:00	06:00	09:00	07:00	10:00								06:00
<b>Volume</b>	4	6	10	7	2	1								20
<b>PM Volumes</b>	14	36	59	42	8	1	0	0	0	0	0	0	0	160
<b>% PM</b>	6%	14%	23%	17%	3%	0%								63%
<b>PM Peak Hour</b>	16:00	15:00	15:00	15:00	21:00	15:00								15:00
<b>Volume</b>	3	6	9	8	2	1								25

Directional Peak Periods All Speeds	AM 7-9		NOON 12-2		PM 4-6		Off Peak Volumes	
	Volume	%	Volume	%	Volume	%	Volume	%
	29	↔ 12%	20	↔ 8%	44	↔ 17%	159	↔ 63%

Street Name	Direction	Percentiles					
		15th	50th	Average	85th	95th	ADT
SW 53rd St	East Bound	20	26	25	31	34	306
SW 53rd St	West Bound	16	23	22	28	31	252

# SPEED

SW 53rd St Bet. Cherry Rd/SW 106th Ave & SW 104th Ave

Day: Wednesday

Date: 5/17/2023

City: Cooper City

Project #: FL23\_140259\_019

## Summary

Time	< 15	15 - 19	20 - 24	25 - 29	30 - 34	35 - 39	40 - 44	45 - 49	50 - 54	55 - 59	60 - 64	65 - 69	70 +	Total
00:00 AM	0	0	0	0	0	0	0	0	0	0	0	0	0	0
01:00	0	0	0	0	0	0	0	0	0	0	0	0	0	0
02:00	1	0	0	0	0	0	0	0	0	0	0	0	0	1
03:00	0	0	0	1	0	0	0	0	0	0	0	0	0	1
04:00	0	0	1	3	2	0	0	0	0	0	0	0	0	6
05:00	0	2	7	3	1	0	0	0	0	0	0	0	0	13
06:00	1	4	15	15	7	1	1	0	0	0	0	0	0	44
07:00	7	7	8	14	7	0	0	0	0	0	0	0	0	43
08:00	0	11	11	11	5	0	0	0	0	0	0	0	0	38
09:00	2	4	6	10	6	0	0	0	0	0	0	0	0	28
10:00	3	1	9	13	2	1	0	0	0	0	0	0	0	29
11:00	4	5	3	6	1	0	0	0	0	0	0	0	0	19
12:00 PM	1	5	7	7	6	0	0	0	0	0	0	0	0	26
13:00	1	6	4	8	4	1	0	0	0	0	0	0	0	24
14:00	3	5	9	10	6	0	1	0	0	0	0	0	0	34
15:00	1	7	15	19	1	1	0	0	0	0	0	0	0	44
16:00	6	6	15	25	3	1	0	0	0	0	0	0	0	56
17:00	5	6	17	24	1	0	0	0	0	0	0	0	0	53
18:00	2	6	14	12	2	1	0	0	0	0	0	0	0	37
19:00	1	5	8	8	3	0	0	0	0	0	0	0	0	25
20:00	2	3	10	7	2	0	0	0	0	0	0	0	0	24
21:00	1	1	1	4	2	0	0	0	0	0	0	0	0	9
22:00	0	0	2	0	0	1	0	0	0	0	0	0	0	3
23:00	0	0	1	0	0	0	0	0	0	0	0	0	0	1
<b>Totals</b>	<b>41</b>	<b>84</b>	<b>163</b>	<b>200</b>	<b>61</b>	<b>7</b>	<b>2</b>							<b>558</b>
<b>% of Totals</b>	<b>7%</b>	<b>15%</b>	<b>29%</b>	<b>36%</b>	<b>11%</b>	<b>1%</b>	<b>0%</b>							<b>100%</b>

<b>AM Volumes</b>	18	34	60	76	31	2	1	0	0	0	0	0	0	222
<b>% AM</b>	3%	6%	11%	14%	6%	0%	0%							40%
<b>AM Peak Hour</b>	07:00	08:00	06:00	06:00	06:00	06:00	06:00							06:00
<b>Volume</b>	7	11	15	15	7	1	1							44
<b>PM Volumes</b>	23	50	103	124	30	5	1	0	0	0	0	0	0	336
<b>% PM</b>	4%	9%	18%	22%	5%	1%	0%							60%
<b>PM Peak Hour</b>	16:00	15:00	17:00	16:00	12:00	13:00	14:00							16:00
<b>Volume</b>	6	7	17	25	6	1	1							56

Directional Peak Periods All Speeds	AM 7-9		NOON 12-2		PM 4-6		Off Peak Volumes	
	Volume	%	Volume	%	Volume	%	Volume	%
	81	↔ 15%	50	↔ 9%	109	↔ 20%	318	↔ 57%

Street Name	Direction	Percentiles					ADT
		15th	50th	Average	85th	95th	
SW 53rd St	Summary	18	25	24	30	33	558

### VOLUME

SW 53rd St Bet. Cherry Rd/SW 106th Ave & SW 104th Ave

Day: Wednesday  
Date: 5/17/2023

City: Cooper City  
Project #: FL23\_140259\_019

DAILY TOTALS										NB		SB		TOTAL		EB		WB		TOTAL		
										0		0				306		252		558		
AM Period	NB	SB	EB	WB	TOTAL	PMI Period	NB	SB	EB	WB	TOTAL	NB	SB	EB	WB	TOTAL	NB	SB	EB	WB	TOTAL	
00:00	0	0	0	0	0	12:00	0	0	5	2	7	0	0	5	2	10	0	0	5	2	10	
00:15	0	0	0	0	0	12:15	0	0	4	5	10	0	0	4	5	10	0	0	4	5	10	
00:30	0	0	0	0	0	12:30	0	0	3	0	4	0	0	3	0	4	0	0	3	0	4	
00:45	0	0	0	0	0	12:45	0	0	3	17	20	0	0	3	17	20	0	0	3	17	20	
01:00	0	0	0	0	0	13:00	0	0	2	3	5	0	0	2	3	5	0	0	2	3	5	
01:15	0	0	0	0	0	13:15	0	0	3	2	5	0	0	3	2	5	0	0	3	2	5	
01:30	0	0	0	0	0	13:30	0	0	1	0	1	0	0	1	0	1	0	0	1	0	1	
01:45	0	0	0	0	0	13:45	0	0	7	13	20	0	0	7	13	20	0	0	7	13	20	
02:00	0	0	0	0	0	14:00	0	0	6	4	10	0	0	6	4	10	0	0	6	4	10	
02:15	0	0	0	0	0	14:15	0	0	5	4	9	0	0	5	4	9	0	0	5	4	9	
02:30	0	0	0	0	0	14:30	0	0	4	2	6	0	0	4	2	6	0	0	4	2	6	
02:45	0	0	1	0	1	14:45	0	0	5	20	25	0	0	5	20	25	0	0	5	20	25	
03:00	0	0	0	0	0	15:00	0	0	5	5	10	0	0	5	5	10	0	0	5	5	10	
03:15	0	0	1	0	1	15:15	0	0	4	8	12	0	0	4	8	12	0	0	4	8	12	
03:30	0	0	0	0	0	15:30	0	0	8	6	14	0	0	8	6	14	0	0	8	6	14	
03:45	0	0	0	0	0	15:45	0	0	2	19	21	0	0	2	19	21	0	0	2	19	21	
04:00	0	0	0	0	0	16:00	0	0	12	6	18	0	0	12	6	18	0	0	12	6	18	
04:15	0	0	1	0	1	16:15	0	0	6	5	11	0	0	6	5	11	0	0	6	5	11	
04:30	0	0	2	0	2	16:30	0	0	8	8	16	0	0	8	8	16	0	0	8	8	16	
04:45	0	0	2	1	3	16:45	0	0	8	34	42	0	0	8	34	42	0	0	8	34	42	
05:00	0	0	0	2	2	17:00	0	0	4	3	7	0	0	4	3	7	0	0	4	3	7	
05:15	0	0	0	0	0	17:15	0	0	6	6	12	0	0	6	6	12	0	0	6	6	12	
05:30	0	0	2	1	3	17:30	0	0	15	6	21	0	0	15	6	21	0	0	15	6	21	
05:45	0	0	6	1	7	17:45	0	0	6	31	37	0	0	6	31	37	0	0	6	31	37	
06:00	0	0	8	6	14	18:00	0	0	6	5	11	0	0	6	5	11	0	0	6	5	11	
06:15	0	0	4	9	13	18:15	0	0	2	10	12	0	0	2	10	12	0	0	2	10	12	
06:30	0	0	4	2	6	18:30	0	0	4	4	8	0	0	4	4	8	0	0	4	4	8	
06:45	0	0	8	3	11	18:45	0	0	4	16	20	0	0	4	16	20	0	0	4	16	20	
07:00	0	0	9	4	13	19:00	0	0	3	3	6	0	0	3	3	6	0	0	3	3	6	
07:15	0	0	3	5	8	19:15	0	0	5	4	9	0	0	5	4	9	0	0	5	4	9	
07:30	0	0	5	3	8	19:30	0	0	0	7	7	0	0	0	7	7	0	0	0	7	7	
07:45	0	0	10	4	14	19:45	0	0	1	9	10	0	0	1	9	10	0	0	1	9	10	
08:00	0	0	10	5	15	20:00	0	0	3	6	9	0	0	3	6	9	0	0	3	6	9	
08:15	0	0	5	1	6	20:15	0	0	3	3	6	0	0	3	3	6	0	0	3	3	6	
08:30	0	0	4	5	9	20:30	0	0	1	3	4	0	0	1	3	4	0	0	1	3	4	
08:45	0	0	6	2	8	20:45	0	0	4	11	15	0	0	4	11	15	0	0	4	11	15	
09:00	0	0	3	5	8	21:00	0	0	3	1	4	0	0	3	1	4	0	0	3	1	4	
09:15	0	0	4	3	7	21:15	0	0	0	0	0	0	0	0	0	0	0	0	0	0	0	
09:30	0	0	3	2	5	21:30	0	0	0	2	2	0	0	0	2	2	0	0	0	2	2	
09:45	0	0	4	4	8	21:45	0	0	0	3	3	0	0	0	3	3	0	0	0	3	3	
10:00	0	0	6	5	11	22:00	0	0	0	0	0	0	0	0	0	0	0	0	0	0	0	
10:15	0	0	5	3	8	22:15	0	0	1	1	2	0	0	1	1	2	0	0	1	1	2	
10:30	0	0	3	1	4	22:30	0	0	1	0	1	0	0	1	0	1	0	0	1	0	1	
10:45	0	0	3	3	6	22:45	0	0	0	2	2	0	0	0	2	2	0	0	0	2	2	
11:00	0	0	0	2	2	23:00	0	0	0	0	0	0	0	0	0	0	0	0	0	0	0	
11:15	0	0	2	5	7	23:15	0	0	0	0	0	0	0	0	0	0	0	0	0	0	0	
11:30	0	0	3	2	5	23:30	0	0	0	0	0	0	0	0	0	0	0	0	0	0	0	
11:45	0	0	3	8	11	23:45	0	0	0	1	1	0	0	0	1	1	0	0	0	1	1	
TOTALS	130					92	222					176					160	336				
SPLIT %	58.6%					41.4%	39.8%					52.4%					47.6%	60.2%				
<b>DAILY TOTALS</b>										NB		SB		TOTAL		EB		WB		TOTAL		
										0		0		306		252		558				
AM Peak Hour	07:30		06:00		07:15	PMI Peak Hour	16:00		15:15		17:15	16:00		15:15		17:15	16:00		15:15		17:15	
AM Pk Volume	30		20		45	PMI Pk Volume	34		26		57	34		26		57	34		26		57	
Pk Hr Factor	0.750		0.556		0.750	Pk Hr Factor	0.708		0.813		0.750	0.708		0.813		0.750	0.708		0.813		0.750	
7 - 9 Volume	0		0		52	4 - 6 Volume	0		0		65	0		0		44	0		0		109	
7 - 9 Peak Hour	0		0		7:30	4 - 6 Peak Hour	0		0		16:00	0		0		16:00	0		0		16:00	
7 - 9 Pk Volume	0		0		30	4 - 6 Pk Volume	0		0		34	0		0		22	0		0		56	
Pk Hr Factor	0.000		0.000		0.750	Pk Hr Factor	0.000		0.000		0.708	0.000		0.000		0.888	0.000		0.000		0.778	



Time	< 15	15 - 19	20 - 24	25 - 29	30 - 34	35 - 39	40 - 44	45 - 49	50 - 54	55 - 59	60 - 64	65 - 69	70 +	Total
00:00 AM	0	0	0	0	0	0	0	0	0	0	0	0	0	0
00:15	0	0	0	0	0	0	0	0	0	0	0	0	0	0
00:30	0	0	0	0	0	0	0	0	0	0	0	0	0	0
00:45	0	0	0	0	0	0	0	0	0	0	0	0	0	0
01:00	0	0	0	0	0	0	0	0	0	0	0	0	0	0
01:15	0	0	0	0	0	0	0	0	0	0	0	0	0	0
01:30	0	0	0	0	0	0	0	0	0	0	0	0	0	0
01:45	0	1	0	0	0	0	0	0	0	0	0	0	0	1
02:00	0	0	0	0	0	0	0	0	0	0	0	0	0	0
02:15	0	0	0	0	0	0	0	0	0	0	0	0	0	0
02:30	0	0	0	0	0	0	0	0	0	0	0	0	0	0
02:45	0	0	0	0	0	0	0	0	0	0	0	0	0	0
03:00	0	0	0	0	0	0	0	0	0	0	0	0	0	0
03:15	0	0	1	0	0	0	0	0	0	0	0	0	0	1
03:30	0	0	1	0	0	0	0	0	0	0	0	0	0	1
03:45	0	0	0	0	0	0	0	0	0	0	0	0	0	0
04:00	0	0	0	0	0	0	0	0	0	0	0	0	0	0
04:15	0	0	1	1	0	0	0	0	0	0	0	0	0	2
04:30	0	1	0	1	0	0	0	0	0	0	0	0	0	2
04:45	0	0	0	0	0	0	0	0	0	0	0	0	0	0
05:00	0	0	0	0	0	0	0	0	0	0	0	0	0	0
05:15	0	0	0	0	0	0	0	0	0	0	0	0	0	0
05:30	0	0	2	1	0	0	0	0	0	0	0	0	0	3
05:45	0	1	0	2	0	0	0	0	0	0	0	0	0	3
06:00	0	0	1	3	3	0	0	0	0	0	0	0	0	7
06:15	0	1	0	0	1	0	0	0	0	0	0	0	0	2
06:30	0	1	2	6	0	0	0	0	0	0	0	0	0	9
06:45	0	0	2	1	3	0	0	0	0	0	0	0	0	6
07:00	0	1	6	2	0	0	1	0	0	0	0	0	0	10
07:15	0	0	1	4	0	1	0	0	0	0	0	0	0	6
07:30	0	0	0	1	1	0	0	0	0	0	0	0	0	2
07:45	0	0	3	1	2	0	0	0	0	0	0	0	0	6
08:00	1	0	3	2	1	0	0	0	0	0	0	0	0	6
08:15	0	0	1	1	0	1	0	0	0	0	0	0	0	3
08:30	0	0	2	2	0	0	0	0	0	0	0	0	0	4
08:45	0	0	2	1	0	0	0	0	0	0	0	0	0	3
09:00	1	1	0	2	2	0	0	0	0	0	0	0	0	6
09:15	1	1	0	1	2	0	0	0	0	0	0	0	0	5
09:30	1	1	2	1	0	0	0	0	0	0	0	0	0	5
09:45	0	0	3	1	0	0	0	0	0	0	0	0	0	4
10:00	1	1	3	1	0	0	0	0	0	0	0	0	0	6
10:15	0	0	2	0	1	0	0	0	0	0	0	0	0	3
10:30	0	2	2	0	1	1	0	0	0	0	0	0	0	6
10:45	0	1	0	2	1	0	0	0	0	0	0	0	0	4
11:00	0	2	1	0	1	1	0	0	0	0	0	0	0	5
11:15	0	0	2	0	1	0	0	0	0	0	0	0	0	3
11:30	0	0	2	0	0	1	0	0	0	0	0	0	0	3
11:45	0	0	1	1	0	1	0	0	0	0	0	0	0	3
12:00 PM	0	2	1	1	2	1	0	0	0	0	0	0	0	6
12:15	1	1	0	1	2	0	0	0	0	0	0	0	0	5
12:30	0	0	0	4	0	0	0	0	0	0	0	0	0	4
12:45	0	1	2	1	0	0	0	0	0	0	0	0	0	4
13:00	0	0	1	0	0	0	0	0	0	0	0	0	0	1
13:15	0	3	0	1	0	0	0	0	0	0	0	0	0	4
13:30	0	2	1	1	1	0	0	0	0	0	0	0	0	6
13:45	1	1	1	1	3	0	0	0	0	0	0	0	0	7
14:00	1	1	2	3	0	0	0	0	0	0	0	0	0	7
14:15	1	0	2	2	0	0	0	0	0	0	0	0	0	5
14:30	0	0	2	2	0	0	0	0	0	0	0	0	0	4
14:45	3	1	4	1	0	0	0	0	0	0	0	0	0	9
15:00	0	3	3	1	0	1	0	0	0	0	0	0	0	8
15:15	2	0	2	1	0	0	0	0	0	0	0	0	0	5
15:30	2	0	2	2	0	1	0	0	0	0	0	0	0	7
15:45	1	1	1	2	0	0	0	0	0	0	0	0	0	5
16:00	1	0	0	1	0	0	0	0	0	0	0	0	0	2
16:15	1	1	3	0	0	0	0	0	0	0	0	0	0	5
16:30	0	2	4	2	1	0	0	0	0	0	0	0	0	9
16:45	0	4	5	3	1	0	0	0	0	0	0	0	0	13
17:00	0	2	2	4	1	0	0	0	0	0	0	0	0	9
17:15	1	0	1	0	1	0	0	0	0	0	0	0	0	3
17:30	1	3	5	2	0	0	0	0	0	0	0	0	0	11
17:45	1	3	1	0	0	0	0	0	0	0	0	0	0	5
18:00	0	1	2	0	0	0	0	0	0	0	0	0	0	3
18:15	0	3	2	1	1	0	0	0	0	0	0	0	0	7
18:30	0	1	1	1	1	0	0	0	0	0	0	0	0	4
18:45	0	0	1	0	0	0	0	0	0	0	0	0	0	1
19:00	0	0	0	1	0	0	0	0	0	0	0	0	0	1
19:15	1	1	0	0	0	0	0	0	0	0	0	0	0	2
19:30	0	1	2	1	1	0	0	0	0	0	0	0	0	5
19:45	0	0	0	0	1	0	0	0	0	0	0	0	0	1
20:00	0	2	0	4	0	1	0	0	0	0	0	0	0	7
20:15	0	0	0	0	0	1	0	0	0	0	0	0	0	1
20:30	0	0	0	0	0	0	0	0	0	0	0	0	0	0
20:45	0	0	1	0	1	0	0	0	0	0	0	0	0	2
21:00	0	0	0	1	0	0	0	0	0	0	0	0	0	1
21:15	0	0	1	2	0	0	0	0	0	0	0	0	0	3
21:30	0	0	0	0	0	0	0	0	0	0	0	0	0	0
21:45	0	0	0	0	0	0	0	0	0	0	0	0	0	0
22:00	0	0	0	2	0	0	0	0	0	0	0	0	0	2
22:15	0	0	1	0	0	0	0	0	0	0	0	0	0	1
22:30	1	0	0	0	0	0	0	0	0	0	0	0	0	1
22:45	0	1	0	1	0	0	0	0	0	0	0	0	0	2
23:00	0	0	0	0	0	0	0	0	0	0	0	0	0	0
23:15	0	0	0	0	0	0	0	0	0	0	0	0	0	0
23:30	0	0	0	0	0	0	0	0	0	0	0	0	0	0
23:45	0	0	0	0	0	0	0	0	0	0	0	0	0	0
<b>Totals</b>	<b>24</b>	<b>56</b>	<b>102</b>	<b>92</b>	<b>36</b>	<b>10</b>	<b>1</b>							<b>321</b>
<b>% of Totals</b>	<b>7%</b>	<b>17%</b>	<b>32%</b>	<b>29%</b>	<b>11%</b>	<b>3%</b>	<b>0%</b>							<b>100%</b>

AM Volumes	5	15	45	38	20	6	1	0	0	0	0	0	0	130
% AM	2%	5%	14%	12%	6%	2%	0%							40%
AM Peak Hour	08:45	10:15	06:30	06:30	06:00	11:00	06:15							06:30
Volume	3	5	11	11	7	3	1							31
PM Volumes	19	41	57	54	16	4	0	0	0	0	0	0	0	191
% PM	6%	13%	18%	17%	5%	1%								60%
PM Peak Hour	16:45	17:30	16:15	16:15	13:00	14:45								16:15
Volume	7	14	14	14	4	2								35
<b>Directional Peak Periods</b>	<b>AM 7-9</b>				<b>NOON 12-2</b>			<b>PM 4-6</b>			<b>Off Peak Volumes</b>			
<b>All Classes</b>	Volume 40				Volume 37			Volume 57			Volume 187			
	12%				12%			18%			58%			

Street Name	Direction	Percentiles					
		15th	50th	Average	85th	95th	ADT
SW 53rd St	East Bound	17	24	24	30	34	321
SW 53rd St	West Bound	16	22	22	28	31	269

Time	< 15	15 - 19	20 - 24	25 - 29	30 - 34	35 - 39	40 - 44	45 - 49	50 - 54	55 - 59	60 - 64	65 - 69	70 +	Total
00:00 AM	0	0	0	0	0	0	0	0	0	0	0	0	0	0
00:15	0	0	0	0	0	0	0	0	0	0	0	0	0	0
00:30	0	0	0	0	0	0	0	0	0	0	0	0	0	0
00:45	0	0	0	0	0	0	0	0	0	0	0	0	0	0
01:00	0	0	0	0	0	0	0	0	0	0	0	0	0	0
01:15	0	0	0	0	0	0	0	0	0	0	0	0	0	0
01:30	0	0	0	0	0	0	0	0	0	0	0	0	0	0
01:45	0	0	0	0	0	0	0	0	0	0	0	0	0	0
02:00	0	0	0	0	0	0	0	0	0	0	0	0	0	0
02:15	0	0	0	0	0	0	0	0	0	0	0	0	0	0
02:30	0	0	0	0	0	0	0	0	0	0	0	0	0	0
02:45	0	0	0	0	0	0	0	0	0	0	0	0	0	0
03:00	0	0	0	0	0	0	0	0	0	0	0	0	0	0
03:15	0	0	0	0	0	0	0	0	0	0	0	0	0	0
03:30	0	0	0	0	0	0	0	0	0	0	0	0	0	0
03:45	0	0	0	0	0	0	0	0	0	0	0	0	0	0
04:00	0	0	0	0	0	0	0	0	0	0	0	0	0	0
04:15	0	0	0	0	0	0	0	0	0	0	0	0	0	0
04:30	0	1	0	0	0	0	0	0	0	0	0	0	0	1
04:45	0	0	0	0	0	0	0	0	0	0	0	0	0	0
05:00	1	0	0	1	0	0	0	0	0	0	0	0	0	2
05:15	0	0	0	1	0	0	0	0	0	0	0	0	0	1
05:30	0	0	0	0	1	0	0	0	0	0	0	0	0	1
05:45	0	0	0	1	1	0	0	0	0	0	0	0	0	2
06:00	0	1	0	2	0	0	0	0	0	0	0	0	0	3
06:15	0	2	1	2	1	0	0	0	0	0	0	0	0	6
06:30	1	0	1	1	0	0	0	0	0	0	0	0	0	3
06:45	0	0	0	1	0	0	0	0	0	0	0	0	0	1
07:00	2	1	4	2	2	0	0	0	0	0	0	0	0	11
07:15	0	0	0	1	1	0	0	0	0	0	0	0	0	2
07:30	0	3	0	2	0	0	0	0	0	0	0	0	0	5
07:45	0	3	2	1	0	0	0	0	0	0	0	0	0	6
08:00	0	0	1	1	0	0	0	0	0	0	0	0	0	2
08:15	1	0	3	2	0	0	0	0	0	0	0	0	0	6
08:30	0	0	0	3	0	0	0	0	0	0	0	0	0	3
08:45	1	3	1	1	0	0	0	0	0	0	0	0	0	6
09:00	1	0	2	1	0	0	0	0	0	0	0	0	0	4
09:15	0	0	0	3	0	0	0	0	0	0	0	0	0	3
09:30	0	3	1	0	0	0	0	0	0	0	0	0	0	4
09:45	0	0	3	1	0	0	0	0	0	0	0	0	0	4
10:00	0	0	0	1	0	0	0	0	0	0	0	0	0	1
10:15	0	1	0	1	0	0	0	0	0	0	0	0	0	2
10:30	0	1	2	0	0	0	0	0	0	0	0	0	0	3
10:45	0	0	1	2	0	0	0	0	0	0	0	0	0	3
11:00	0	0	1	3	0	0	0	0	0	0	0	0	0	4
11:15	0	2	4	1	0	0	0	0	0	0	0	0	0	7
11:30	1	3	1	0	0	0	0	0	0	0	0	0	0	5
11:45	0	0	1	2	0	0	0	0	0	0	0	0	0	3
12:00 PM	0	0	0	0	0	0	0	0	0	0	0	0	0	0
12:15	1	0	1	1	0	0	0	0	0	0	0	0	0	3
12:30	0	2	1	0	0	0	0	0	0	0	0	0	0	3
12:45	0	1	2	2	1	0	0	0	0	0	0	0	0	6
13:00	0	2	1	1	1	0	0	0	0	0	0	0	0	5
13:15	2	2	1	0	0	0	0	0	0	0	0	0	0	5
13:30	1	2	4	1	0	0	0	0	0	0	0	0	0	8
13:45	0	1	1	1	0	0	0	0	0	0	0	0	0	3
14:00	1	2	2	1	1	0	0	0	0	0	0	0	0	7
14:15	1	1	2	0	1	0	0	0	0	0	0	0	0	5
14:30	2	0	1	2	0	0	0	0	0	0	0	0	0	5
14:45	0	1	1	2	1	0	0	0	0	0	0	0	0	5
15:00	0	2	1	1	1	0	0	0	0	0	0	0	0	5
15:15	0	0	1	0	0	0	0	0	0	0	0	0	0	1
15:30	0	1	0	2	0	0	0	0	0	0	0	0	0	3
15:45	2	0	3	2	1	0	0	0	0	0	0	0	0	8
16:00	0	5	1	3	0	0	0	0	0	0	0	0	0	9
16:15	0	0	0	0	1	0	0	0	0	0	0	0	0	1
16:30	0	1	2	1	0	0	0	0	0	0	0	0	0	4
16:45	0	0	2	2	0	1	0	0	0	0	0	0	0	5
17:00	0	0	1	2	0	0	0	0	0	0	0	0	0	3
17:15	2	0	1	0	0	0	0	0	0	0	0	0	0	3
17:30	0	0	2	0	0	1	0	0	0	0	0	0	0	3
17:45	0	4	1	1	0	0	0	0	0	0	0	0	0	6
18:00	3	1	2	1	0	0	0	0	0	0	0	0	0	7
18:15	0	3	0	2	0	0	0	0	0	0	0	0	0	5
18:30	0	2	3	1	1	0	0	0	0	0	0	0	0	7
18:45	1	1	2	2	0	0	0	0	0	0	0	0	0	6
19:00	0	4	2	1	0	0	0	0	0	0	0	0	0	7
19:15	0	0	0	0	0	0	0	0	0	0	0	0	0	0
19:30	0	0	1	0	0	1	0	0	0	0	0	0	0	2
19:45	0	0	0	0	0	0	0	0	0	0	0	0	0	0
20:00	0	3	2	0	0	0	0	0	0	0	0	0	0	5
20:15	1	0	2	3	0	0	0	0	0	0	0	0	0	6
20:30	0	0	1	3	0	0	0	0	0	0	0	0	0	4
20:45	0	0	0	0	0	0	0	0	0	0	0	0	0	0
21:00	0	1	1	0	0	0	0	0	0	0	0	0	0	2
21:15	0	0	0	1	0	0	0	0	0	0	0	0	0	1
21:30	0	2	1	0	0	0	0	0	0	0	0	0	0	3
21:45	0	1	2	0	0	0	0	0	0	0	0	0	0	3
22:00	0	0	0	0	0	0	0	0	0	0	0	0	0	0
22:15	0	0	1	1	0	0	0	0	0	0	0	0	0	2
22:30	0	0	0	0	0	0	0	0	0	0	0	0	0	0
22:45	0	1	1	0	0	0	0	0	0	0	0	0	0	2
23:00	0	0	1	0	0	0	0	0	0	0	0	0	0	1
23:15	0	0	0	0	0	0	0	0	0	0	0	0	0	0
23:30	0	0	0	0	0	0	0	0	0	0	0	0	0	0
23:45	0	0	0	0	0	0	0	0	0	0	0	0	0	0
<b>Totals</b>	<b>25</b>	<b>70</b>	<b>83</b>	<b>74</b>	<b>14</b>	<b>3</b>								<b>269</b>
% of Totals	9%	26%	31%	28%	5%	1%								100%

AM Volumes	8	24	30	36	0	0	0	0	0	0	0	0	0	104
% AM	3%	9%	11%	13%	2%									39%
AM Peak Hour	06:15	07:00	10:30	08:30	05:30									07:00
Volume	3	7	8	8	3									24
PM Volumes	17	46	53	38	9	3	0	0	0	0	0	0	0	160
% PM	6%	17%	20%	14%	3%	1%								61%
PM Peak Hour	17:15	17:45	18:30	15:45	14:00	16:45								17:45
Volume	5	20	9	8	3	2								25
<b>Directional Peak Periods</b>	<b>AM 7-9</b>				<b>NOON 12-2</b>				<b>PM 4-6</b>				<b>Off Peak Volumes</b>	
All Classes	Volume 41				Volume 33				Volume 34				Volume 161	
	15%				12%				13%				60%	

Street Name	Direction	Percentiles					
		15th	50th	Average	85th	95th	ADT
SW 53rd St	East Bound	17	24	24	30	34	321
SW 53rd St	West Bound	16	22	22	28	31	269

**SPEED**

SW 53rd St Bet. Cherry Rd/SW 106th Ave & SW 104th Ave

Day: Thursday

City: Cooper City

Date: 5/18/2023

Project #: FL23\_140259\_019

**Summary**

Time	< 15	15 - 19	20 - 24	25 - 29	30 - 34	35 - 39	40 - 44	45 - 49	50 - 54	55 - 59	60 - 64	65 - 69	70 +	Total
00:00 AM	0	0	0	0	0	0	0	0	0	0	0	0	0	0
00:15	0	0	0	0	0	0	0	0	0	0	0	0	0	0
00:30	0	0	0	0	0	0	0	0	0	0	0	0	0	0
00:45	0	0	0	0	0	0	0	0	0	0	0	0	0	0
01:00	0	0	0	0	0	0	0	0	0	0	0	0	0	0
01:15	0	0	0	0	0	0	0	0	0	0	0	0	0	0
01:30	0	0	0	0	0	0	0	0	0	0	0	0	0	0
01:45	0	1	0	0	0	0	0	0	0	0	0	0	0	1
02:00	0	0	0	0	0	0	0	0	0	0	0	0	0	0
02:15	0	0	0	0	0	0	0	0	0	0	0	0	0	0
02:30	0	0	0	0	0	0	0	0	0	0	0	0	0	0
02:45	0	0	0	0	0	0	0	0	0	0	0	0	0	0
03:00	0	0	0	0	0	0	0	0	0	0	0	0	0	0
03:15	0	0	1	0	0	0	0	0	0	0	0	0	0	1
03:30	0	0	1	0	0	0	0	0	0	0	0	0	0	1
03:45	0	0	0	0	0	0	0	0	0	0	0	0	0	0
04:00	0	0	0	0	0	0	0	0	0	0	0	0	0	0
04:15	0	0	1	1	0	0	0	0	0	0	0	0	0	2
04:30	0	2	0	1	0	0	0	0	0	0	0	0	0	3
04:45	0	0	0	0	0	0	0	0	0	0	0	0	0	0
05:00	1	0	0	1	0	0	0	0	0	0	0	0	0	2
05:15	0	0	0	1	0	0	0	0	0	0	0	0	0	1
05:30	0	0	2	1	1	0	0	0	0	0	0	0	0	4
05:45	0	1	0	3	1	0	0	0	0	0	0	0	0	5
06:00	0	1	1	5	3	0	0	0	0	0	0	0	0	10
06:15	0	3	1	2	2	0	0	0	0	0	0	0	0	8
06:30	1	1	3	7	0	0	0	0	0	0	0	0	0	12
06:45	0	0	2	2	3	0	0	0	0	0	0	0	0	7
07:00	2	2	10	4	2	0	1	0	0	0	0	0	0	21
07:15	0	0	1	5	1	1	0	0	0	0	0	0	0	8
07:30	0	3	0	3	1	0	0	0	0	0	0	0	0	7
07:45	0	3	5	2	2	0	0	0	0	0	0	0	0	12
08:00	1	0	3	3	1	0	0	0	0	0	0	0	0	8
08:15	1	0	4	3	0	1	0	0	0	0	0	0	0	9
08:30	0	0	2	5	0	0	0	0	0	0	0	0	0	7
08:45	1	3	3	2	0	0	0	0	0	0	0	0	0	9
09:00	2	1	2	3	2	0	0	0	0	0	0	0	0	10
09:15	1	1	0	4	2	0	0	0	0	0	0	0	0	8
09:30	1	4	3	1	0	0	0	0	0	0	0	0	0	9
09:45	0	0	6	2	0	0	0	0	0	0	0	0	0	8
10:00	1	1	3	2	0	0	0	0	0	0	0	0	0	7
10:15	0	1	2	1	1	0	0	0	0	0	0	0	0	5
10:30	0	3	4	0	1	1	0	0	0	0	0	0	0	9
10:45	0	1	1	4	1	0	0	0	0	0	0	0	0	7
11:00	0	2	2	3	1	1	0	0	0	0	0	0	0	9
11:15	0	2	6	1	1	0	0	0	0	0	0	0	0	10
11:30	1	3	3	0	0	1	0	0	0	0	0	0	0	8
11:45	0	0	2	3	0	1	0	0	0	0	0	0	0	6
12:00 PM	0	2	1	2	1	0	0	0	0	0	0	0	0	6
12:15	2	1	1	2	2	0	0	0	0	0	0	0	0	8
12:30	0	2	1	4	0	0	0	0	0	0	0	0	0	7
12:45	0	2	4	3	1	0	0	0	0	0	0	0	0	10
13:00	0	2	2	1	1	0	0	0	0	0	0	0	0	6
13:15	2	5	1	1	0	0	0	0	0	0	0	0	0	9
13:30	1	4	5	5	1	0	0	0	0	0	0	0	0	14
13:45	1	2	2	3	0	0	0	0	0	0	0	0	0	10
14:00	2	3	4	4	1	0	0	0	0	0	0	0	0	14
14:15	2	1	4	2	1	0	0	0	0	0	0	0	0	10
14:30	2	0	3	4	0	0	0	0	0	0	0	0	0	9
14:45	3	2	5	3	1	0	0	0	0	0	0	0	0	14
15:00	0	5	4	2	1	1	0	0	0	0	0	0	0	13
15:15	2	0	3	1	0	0	0	0	0	0	0	0	0	6
15:30	2	1	2	4	0	1	0	0	0	0	0	0	0	10
15:45	3	1	4	4	1	0	0	0	0	0	0	0	0	13
16:00	1	5	1	4	0	0	0	0	0	0	0	0	0	11
16:15	1	1	0	3	1	0	0	0	0	0	0	0	0	6
16:30	0	3	6	3	1	0	0	0	0	0	0	0	0	13
16:45	0	4	7	5	1	1	0	0	0	0	0	0	0	18
17:00	0	2	3	6	1	0	0	0	0	0	0	0	0	12
17:15	3	0	2	0	1	0	0	0	0	0	0	0	0	6
17:30	1	3	7	2	0	1	0	0	0	0	0	0	0	14
17:45	1	7	2	1	0	0	0	0	0	0	0	0	0	11
18:00	3	2	4	1	0	0	0	0	0	0	0	0	0	10
18:15	0	6	2	3	1	0	0	0	0	0	0	0	0	12
18:30	0	3	4	2	2	0	0	0	0	0	0	0	0	11
18:45	1	1	3	2	0	0	0	0	0	0	0	0	0	7
19:00	0	4	3	4	0	0	0	0	0	0	0	0	0	14
19:15	1	1	0	0	0	0	0	0	0	0	0	0	0	2
19:30	0	1	3	1	1	1	0	0	0	0	0	0	0	7
19:45	0	0	0	0	1	0	0	0	0	0	0	0	0	1
20:00	0	5	2	4	0	1	0	0	0	0	0	0	0	12
20:15	1	0	2	3	0	1	0	0	0	0	0	0	0	7
20:30	0	0	0	0	0	0	0	0	0	0	0	0	0	0
20:45	0	0	1	0	1	0	0	0	0	0	0	0	0	2
21:00	0	1	1	1	0	0	0	0	0	0	0	0	0	3
21:15	0	0	1	3	0	0	0	0	0	0	0	0	0	4
21:30	0	2	1	0	0	0	0	0	0	0	0	0	0	3
21:45	0	1	2	0	0	0	0	0	0	0	0	0	0	3
22:00	0	0	0	2	0	0	0	0	0	0	0	0	0	2
22:15	0	0	2	1	0	0	0	0	0	0	0	0	0	3
22:30	1	0	0	0	0	0	0	0	0	0	0	0	0	1
22:45	0	2	1	1	0	0	0	0	0	0	0	0	0	4
23:00	0	0	1	0	0	0	0	0	0	0	0	0	0	1
23:15	0	0	0	0	0	0	0	0	0	0	0	0	0	0
23:30	0	0	0	0	0	0	0	0	0	0	0	0	0	0
23:45	0	0	0	0	0	0	0	0	0	0	0	0	0	0
<b>Totals</b>	<b>49</b>	<b>126</b>	<b>183</b>	<b>166</b>	<b>50</b>	<b>13</b>	<b>1</b>							<b>590</b>
% of Totals	8%	21%	31%	28%	8%	2%	0%							100%

AM Volumes		33	39	75	74	30	6	1	0	0	0	0	0	234	
% AM		2%	7%	13%	13%	4%	1%	0%						40%	
AM Peak Hour		08:45	08:45	06:15	06:30	06:00	11:00	06:15						06:35	
Volume		5	9	15	14	8	3	1						43	
PM Volumes		30	87	110	92	34	7	0	0	0	0	0	0	350	
% PM		6%	15%	19%	16%	4%	1%							60%	
PM Peak Hour		16:00	17:30	16:15	16:15	13:30	19:30							16:45	
Volume		9	38	19	15	6	3							50	
Directional Peak Periods		AM 7-9				NOON 12-2				PM 4-6				Off Peak Volumes	
All Classes		Volume				Volume				Volume				Volume	
		81				70				91				348	
		14%				12%				15%				59%	

Street Name	Direction	Percentiles					
		15th	50th	Average	85th	95th	ADT
SW 53rd St	Summary	17	23	23	29	33	590

# SPEED

SW 53rd St Bet. Cherry Rd/SW 106th Ave & SW 104th Ave

Day: Thursday  
Date: 5/18/2023

City: Cooper City  
Project #: FL23\_140259\_019e

## East Bound

Time	< 15	15 - 19	20 - 24	25 - 29	30 - 34	35 - 39	40 - 44	45 - 49	50 - 54	55 - 59	60 - 64	65 - 69	70 +	Total
00:00 AM	0	0	0	0	0	0	0	0	0	0	0	0	0	0
01:00	0	1	0	0	0	0	0	0	0	0	0	0	0	1
02:00	0	0	0	0	0	0	0	0	0	0	0	0	0	0
03:00	0	0	2	0	0	0	0	0	0	0	0	0	0	2
04:00	0	1	1	2	0	0	0	0	0	0	0	0	0	4
05:00	0	1	2	3	0	0	0	0	0	0	0	0	0	6
06:00	0	2	5	10	7	0	0	0	0	0	0	0	0	24
07:00	0	1	10	8	3	1	1	0	0	0	0	0	0	24
08:00	1	0	7	6	1	1	0	0	0	0	0	0	0	16
09:00	3	3	5	5	4	0	0	0	0	0	0	0	0	20
10:00	1	4	7	3	3	1	0	0	0	0	0	0	0	19
11:00	0	2	6	1	2	3	0	0	0	0	0	0	0	14
12:00 PM	1	4	3	8	3	0	0	0	0	0	0	0	0	19
13:00	1	6	3	4	4	0	0	0	0	0	0	0	0	18
14:00	5	2	10	8	0	0	0	0	0	0	0	0	0	25
15:00	5	4	8	6	0	2	0	0	0	0	0	0	0	25
16:00	2	7	12	6	2	0	0	0	0	0	0	0	0	29
17:00	3	8	9	6	2	0	0	0	0	0	0	0	0	28
18:00	0	5	6	2	2	0	0	0	0	0	0	0	0	15
19:00	1	2	3	4	2	0	0	0	0	0	0	0	0	12
20:00	0	2	1	4	1	2	0	0	0	0	0	0	0	10
21:00	0	0	1	3	0	0	0	0	0	0	0	0	0	4
22:00	1	1	1	3	0	0	0	0	0	0	0	0	0	6
23:00	0	0	0	0	0	0	0	0	0	0	0	0	0	0
<b>Totals</b>	<b>24</b>	<b>56</b>	<b>102</b>	<b>92</b>	<b>36</b>	<b>10</b>	<b>1</b>							<b>321</b>
<b>% of Totals</b>	7%	17%	32%	29%	11%	3%	0%							100%

<b>AM Volumes</b>	5	15	45	38	20	6	1	0	0	0	0	0	0	130
<b>% AM</b>	2%	5%	14%	12%	6%	2%	0%							40%
<b>AM Peak Hour</b>	09:00	10:00	07:00	06:00	06:00	11:00	07:00							06:00
<b>Volume</b>	3	4	10	10	7	3	1							24
<b>PM Volumes</b>	19	41	57	54	16	4	0	0	0	0	0	0	0	191
<b>% PM</b>	6%	13%	18%	17%	5%	1%								60%
<b>PM Peak Hour</b>	14:00	17:00	16:00	12:00	13:00	15:00								16:00
<b>Volume</b>	5	8	12	8	4	2								29

Directional Peak Periods All Speeds	AM 7-9		NOON 12-2		PM 4-6		Off Peak Volumes	
	Volume	%	Volume	%	Volume	%	Volume	%
	40	↔ 12%	37	↔ 12%	57	↔ 18%	187	↔ 58%

Street Name	Direction	Percentiles					
		15th	50th	Average	85th	95th	ADT
SW 53rd St	East Bound	17	24	24	30	34	321
SW 53rd St	West Bound	16	22	22	28	31	269



# SPEED

SW 53rd St Bet. Cherry Rd/SW 106th Ave & SW 104th Ave

Day: Thursday  
Date: 5/18/2023

City: Cooper City  
Project #: FL23\_140259\_019w

## West Bound

Time	< 15	15 - 19	20 - 24	25 - 29	30 - 34	35 - 39	40 - 44	45 - 49	50 - 54	55 - 59	60 - 64	65 - 69	70 +	Total
00:00 AM	0	0	0	0	0	0	0	0	0	0	0	0	0	0
01:00	0	0	0	0	0	0	0	0	0	0	0	0	0	0
02:00	0	0	0	0	0	0	0	0	0	0	0	0	0	0
03:00	0	0	0	0	0	0	0	0	0	0	0	0	0	0
04:00	0	1	0	0	0	0	0	0	0	0	0	0	0	1
05:00	1	0	1	2	2	0	0	0	0	0	0	0	0	6
06:00	1	3	2	6	1	0	0	0	0	0	0	0	0	13
07:00	2	7	6	6	3	0	0	0	0	0	0	0	0	24
08:00	2	3	5	7	0	0	0	0	0	0	0	0	0	17
09:00	1	3	6	5	0	0	0	0	0	0	0	0	0	15
10:00	0	2	3	4	0	0	0	0	0	0	0	0	0	9
11:00	1	5	7	6	0	0	0	0	0	0	0	0	0	19
12:00 PM	1	3	4	3	1	0	0	0	0	0	0	0	0	12
13:00	3	7	7	3	1	0	0	0	0	0	0	0	0	21
14:00	4	4	6	5	3	0	0	0	0	0	0	0	0	22
15:00	2	3	5	5	2	0	0	0	0	0	0	0	0	17
16:00	0	6	5	7	0	1	0	0	0	0	0	0	0	19
17:00	2	4	5	3	0	1	0	0	0	0	0	0	0	15
18:00	4	7	7	6	1	0	0	0	0	0	0	0	0	25
19:00	0	4	3	1	0	1	0	0	0	0	0	0	0	9
20:00	1	3	4	3	0	0	0	0	0	0	0	0	0	11
21:00	0	4	4	1	0	0	0	0	0	0	0	0	0	9
22:00	0	1	2	1	0	0	0	0	0	0	0	0	0	4
23:00	0	0	1	0	0	0	0	0	0	0	0	0	0	1
<b>Totals</b>	<b>25</b>	<b>70</b>	<b>83</b>	<b>74</b>	<b>14</b>	<b>3</b>								<b>269</b>
<b>% of Totals</b>	9%	26%	31%	28%	5%	1%								100%

<b>AM Volumes</b>	8	24	30	36	6	0	0	0	0	0	0	0	0	104
<b>% AM</b>	3%	9%	11%	13%	2%									39%
<b>AM Peak Hour</b>	07:00	07:00	11:00	08:00	07:00									07:00
<b>Volume</b>	2	7	7	7	3									24
<b>PM Volumes</b>	17	46	53	38	8	3	0	0	0	0	0	0	0	165
<b>% PM</b>	6%	17%	20%	14%	3%	1%								61%
<b>PM Peak Hour</b>	14:00	13:00	13:00	16:00	14:00	16:00								18:00
<b>Volume</b>	4	7	7	7	3	1								25

Directional Peak Periods All Speeds	AM 7-9		NOON 12-2		PM 4-6		Off Peak Volumes	
	Volume	%	Volume	%	Volume	%	Volume	%
	41	↔ 15%	33	↔ 12%	34	↔ 13%	161	↔ 60%

Street Name	Direction	Percentiles					ADT
		15th	50th	Average	85th	95th	
SW 53rd St	East Bound	17	24	24	30	34	321
SW 53rd St	West Bound	16	22	22	28	31	269

# SPEED

SW 53rd St Bet. Cherry Rd/SW 106th Ave & SW 104th Ave

Day: Thursday  
Date: 5/18/2023

City: Cooper City  
Project #: FL23\_140259\_019

## Summary

Time	< 15	15 - 19	20 - 24	25 - 29	30 - 34	35 - 39	40 - 44	45 - 49	50 - 54	55 - 59	60 - 64	65 - 69	70 +	Total
00:00 AM	0	0	0	0	0	0	0	0	0	0	0	0	0	0
01:00	0	1	0	0	0	0	0	0	0	0	0	0	0	1
02:00	0	0	0	0	0	0	0	0	0	0	0	0	0	0
03:00	0	0	2	0	0	0	0	0	0	0	0	0	0	2
04:00	0	2	1	2	0	0	0	0	0	0	0	0	0	5
05:00	1	1	3	5	2	0	0	0	0	0	0	0	0	12
06:00	1	5	7	16	8	0	0	0	0	0	0	0	0	37
07:00	2	8	16	14	6	1	1	0	0	0	0	0	0	48
08:00	3	3	12	13	1	1	0	0	0	0	0	0	0	33
09:00	4	6	11	10	4	0	0	0	0	0	0	0	0	35
10:00	1	6	10	7	3	1	0	0	0	0	0	0	0	28
11:00	1	7	13	7	2	3	0	0	0	0	0	0	0	33
12:00 PM	2	7	7	11	4	0	0	0	0	0	0	0	0	31
13:00	4	13	10	7	5	0	0	0	0	0	0	0	0	39
14:00	9	6	16	13	3	0	0	0	0	0	0	0	0	47
15:00	7	7	13	11	2	2	0	0	0	0	0	0	0	42
16:00	2	13	17	13	2	1	0	0	0	0	0	0	0	48
17:00	5	12	14	9	2	1	0	0	0	0	0	0	0	43
18:00	4	12	13	8	3	0	0	0	0	0	0	0	0	40
19:00	1	6	6	5	2	1	0	0	0	0	0	0	0	21
20:00	1	5	5	7	1	2	0	0	0	0	0	0	0	21
21:00	0	4	5	4	0	0	0	0	0	0	0	0	0	13
22:00	1	2	3	4	0	0	0	0	0	0	0	0	0	10
23:00	0	0	1	0	0	0	0	0	0	0	0	0	0	1
<b>Totals</b>	<b>49</b>	<b>126</b>	<b>185</b>	<b>166</b>	<b>50</b>	<b>13</b>	<b>1</b>							<b>590</b>
<b>% of Totals</b>	<b>8%</b>	<b>21%</b>	<b>31%</b>	<b>28%</b>	<b>8%</b>	<b>2%</b>	<b>0%</b>							<b>100%</b>

<b>AM Volumes</b>	13	39	75	74	26	6	1	0	0	0	0	0	0	234
<b>% AM</b>	2%	7%	13%	13%	4%	1%	0%							40%
<b>AM Peak Hour</b>	09:00	07:00	07:00	06:00	06:00	11:00	07:00							07:00
<b>Volume</b>	4	8	16	16	8	3	1							48
<b>PM Volumes</b>	36	87	110	92	24	7	0	0	0	0	0	0	0	356
<b>% PM</b>	6%	15%	19%	16%	4%	1%								60%
<b>PM Peak Hour</b>	14:00	13:00	16:00	14:00	13:00	15:00								16:00
<b>Volume</b>	9	13	17	13	5	2								48

Directional Peak Periods All Speeds	AM 7-9		NOON 12-2		PM 4-6		Off Peak Volumes	
	Volume	%	Volume	%	Volume	%	Volume	%
	81	↔ 14%	70	↔ 12%	91	↔ 15%	348	↔ 59%

Street Name	Direction	Percentiles					ADT
		15th	50th	Average	85th	95th	
SW 53rd St	Summary	17	23	23	29	33	590

**VOLUME**

SW 53rd St Bet. Cherry Rd/SW 106th Ave & SW 104th Ave

Day: Thursday  
Date: 5/18/2023

City: Cooper City  
Project #: FL23\_140259\_019

DAILY TOTALS												Total				
AM Period				PM Period				TOTAL				Total				
NB	SB	EB	WB	TOTAL	NB	SB	EB	WB	TOTAL	NB	SB	EB	WB	TOTAL		
00:00	0	0	0	0	12:00	0	0	0	0	0	0	0	0	0	6	
00:15	0	0	0	0	12:15	0	0	0	0	0	0	5	3	3	8	
00:30	0	0	0	0	12:30	0	0	0	0	0	0	4	3	7	10	
00:45	0	0	0	0	12:45	0	0	0	0	0	0	4	19	6	12	
01:00	0	0	0	0	13:00	0	0	0	0	0	0	1	5	5	6	
01:15	0	0	0	0	13:15	0	0	0	0	0	0	4	4	5	9	
01:30	0	0	0	0	13:30	0	0	0	0	0	0	6	8	8	14	
01:45	0	0	1	1	13:45	0	0	0	1	0	0	7	18	3	21	
02:00	0	0	0	0	14:00	0	0	0	0	0	0	7	7	7	14	
02:15	0	0	0	0	14:15	0	0	0	0	0	0	5	5	5	10	
02:30	0	0	0	0	14:30	0	0	0	0	0	0	4	4	5	9	
02:45	0	0	0	0	14:45	0	0	0	0	0	0	9	25	5	22	
03:00	0	0	0	0	15:00	0	0	0	0	0	0	8	5	5	13	
03:15	0	0	1	0	15:15	0	0	0	0	0	0	5	1	1	6	
03:30	0	0	1	0	15:30	0	0	0	0	0	0	7	7	3	10	
03:45	0	0	0	0	15:45	0	0	0	0	0	0	5	25	8	17	
04:00	0	0	0	0	16:00	0	0	0	0	0	0	2	9	9	11	
04:15	0	0	0	0	16:15	0	0	0	0	0	0	5	1	1	6	
04:30	0	0	2	0	16:30	0	0	0	0	0	0	9	4	4	13	
04:45	0	0	0	0	16:45	0	0	0	0	0	0	13	29	5	19	
05:00	0	0	0	0	17:00	0	0	0	0	0	0	9	3	3	12	
05:15	0	0	0	0	17:15	0	0	0	0	0	0	3	3	3	6	
05:30	0	0	3	0	17:30	0	0	0	0	0	0	11	3	3	14	
05:45	0	0	0	0	17:45	0	0	0	0	0	0	5	28	6	15	
06:00	0	0	7	0	18:00	0	0	0	0	0	0	3	7	7	10	
06:15	0	0	2	0	18:15	0	0	0	0	0	0	4	5	5	12	
06:30	0	0	9	0	18:30	0	0	0	0	0	0	7	7	7	11	
06:45	0	0	6	0	18:45	0	0	0	0	0	0	1	15	6	25	
07:00	0	0	10	0	19:00	0	0	0	0	0	0	4	7	7	11	
07:15	0	0	6	0	19:15	0	0	0	0	0	0	2	2	0	2	
07:30	0	0	2	0	19:30	0	0	0	0	0	0	5	2	2	7	
07:45	0	0	6	0	19:45	0	0	0	0	0	0	1	12	0	9	
08:00	0	0	6	0	20:00	0	0	0	0	0	0	7	5	5	12	
08:15	0	0	3	0	20:15	0	0	0	0	0	0	1	6	6	7	
08:30	0	0	4	0	20:30	0	0	0	0	0	0	0	0	0	0	
08:45	0	0	3	0	20:45	0	0	0	0	0	0	2	10	0	11	
09:00	0	0	6	0	21:00	0	0	0	0	0	0	1	2	2	3	
09:15	0	0	5	0	21:15	0	0	0	0	0	0	3	1	1	4	
09:30	0	0	5	0	21:30	0	0	0	0	0	0	0	3	3	3	
09:45	0	0	4	0	21:45	0	0	0	0	0	0	4	3	3	9	
10:00	0	0	4	0	22:00	0	0	0	0	0	0	2	2	0	2	
10:15	0	0	3	0	22:15	0	0	0	0	0	0	1	2	2	3	
10:30	0	0	6	0	22:30	0	0	0	0	0	0	1	1	0	1	
10:45	0	0	4	0	22:45	0	0	0	0	0	0	2	6	2	4	
11:00	0	0	5	0	23:00	0	0	0	0	0	0	0	1	1	1	
11:15	0	0	3	0	23:15	0	0	0	0	0	0	0	0	0	0	
11:30	0	0	3	0	23:30	0	0	0	0	0	0	0	0	0	0	
11:45	0	0	14	0	23:45	0	0	0	0	0	0	0	0	0	0	
<b>TOTALS</b>	<b>130</b>	<b>104</b>	<b>234</b>	<b>39.7%</b>	<b>TOTALS</b>	<b>191</b>	<b>165</b>	<b>356</b>	<b>60.3%</b>	<b>590</b>	<b>590</b>	<b>0.694</b>	<b>0.694</b>	<b>1.388</b>		
<b>DAILY TOTALS</b>												<b>NB</b>	<b>SB</b>	<b>EB</b>	<b>WB</b>	<b>Total</b>
												<b>0</b>	<b>0</b>	<b>321</b>	<b>269</b>	<b>590</b>

AM Peak Hour	06:30	07:00	06:15	PM Peak Hour	16:15	17:45	16:45
AM Pk Volume	31	24	48	PM Pk Volume	36	25	50
Pk Hr Factor	0.775	0.545	0.571	Pk Hr Factor	0.692	0.893	0.694
7 - 9 Volume	0	0	40	4 - 6 Volume	0	0	91
7 - 9 Peak Hour	0	0	0.700	4 - 6 Peak Hour	0	0	0.700
7 - 9 Pk Volume	0	0	24	4 - 6 Pk Volume	0	0	48
Pk Hr Factor	0.000	0.000	0.600	Pk Hr Factor	0.000	0.000	0.571



Time	< 15	15 - 19	20 - 24	25 - 29	30 - 34	35 - 39	40 - 44	45 - 49	50 - 54	55 - 59	60 - 64	65 - 69	70 +	Total
00:00 AM	0	0	0	0	0	0	0	0	0	0	0	0	0	0
00:15	0	0	0	0	0	0	0	0	0	0	0	0	0	0
00:30	0	0	0	0	0	0	0	0	0	0	0	0	0	0
00:45	0	0	0	0	0	0	0	0	0	0	0	0	0	0
01:00	0	0	0	0	0	0	0	0	0	0	0	0	0	0
01:15	0	0	0	0	0	0	0	0	0	0	0	0	0	0
01:30	0	0	0	0	0	0	0	0	0	0	0	0	0	0
01:45	0	0	0	0	0	0	0	0	0	0	0	0	0	0
02:00	0	0	0	0	0	0	0	0	0	0	0	0	0	0
02:15	0	0	0	0	0	0	0	0	0	0	0	0	0	0
02:30	0	0	0	0	0	0	0	0	0	0	0	0	0	0
02:45	0	0	0	0	0	0	0	0	0	0	0	0	0	0
03:00	0	0	0	0	0	0	0	0	0	0	0	0	0	0
03:15	0	0	1	0	0	0	0	0	0	0	0	0	0	1
03:30	0	0	1	0	0	0	0	0	0	0	0	0	0	1
03:45	0	0	0	0	0	0	0	0	0	0	0	0	0	0
04:00	0	0	0	1	0	0	0	0	0	0	0	0	0	1
04:15	0	0	0	0	0	0	0	0	0	0	0	0	0	0
04:30	0	0	0	1	0	0	0	0	0	0	0	0	0	1
04:45	0	0	1	0	0	0	0	0	0	0	0	0	0	1
05:00	0	0	0	2	0	0	0	0	0	0	0	0	0	2
05:15	0	1	0	1	0	0	0	0	0	0	0	0	0	2
05:30	0	1	1	1	0	0	0	0	0	0	0	0	0	3
05:45	0	1	0	3	2	0	0	0	0	0	0	0	0	6
06:00	0	0	1	2	2	0	0	0	0	0	0	0	0	5
06:15	0	2	1	7	1	0	0	0	0	0	0	0	0	11
06:30	1	0	3	4	1	0	0	0	0	0	0	0	0	9
06:45	1	0	2	3	0	0	0	0	0	0	0	0	0	6
07:00	1	1	2	1	0	1	0	0	0	0	0	0	0	6
07:15	1	2	3	3	2	0	0	0	0	0	0	0	0	11
07:30	1	3	1	3	2	0	0	0	0	0	0	0	0	10
07:45	0	4	2	2	6	1	0	0	0	0	0	0	0	15
08:00	0	0	0	0	2	0	0	0	0	0	0	0	0	2
08:15	2	1	5	0	0	0	0	0	0	0	0	0	0	8
08:30	0	1	1	3	0	0	0	0	0	0	0	0	0	5
08:45	0	0	2	0	0	0	0	0	0	0	0	0	0	2
09:00	0	0	3	2	0	0	0	0	0	0	0	0	0	5
09:15	0	0	1	1	0	0	0	0	0	0	0	0	0	2
09:30	0	0	1	0	0	0	0	0	0	0	0	0	0	1
09:45	1	0	1	1	1	0	0	0	0	0	0	0	0	4
10:00	0	0	0	1	1	0	0	0	0	0	0	0	0	2
10:15	1	0	0	1	1	0	0	0	0	0	0	0	0	3
10:30	0	0	0	0	1	0	0	0	0	0	0	0	0	1
10:45	0	1	0	1	3	0	0	0	0	0	0	0	0	5
11:00	0	0	1	1	0	0	0	0	0	0	0	0	0	2
11:15	1	0	0	1	1	0	0	0	0	0	0	0	0	3
11:30	0	1	4	0	1	0	0	0	0	0	0	0	0	6
11:45	0	3	0	1	0	1	0	0	0	0	0	0	0	5
12:00 PM	1	2	1	1	1	0	0	0	0	0	0	0	0	6
12:15	0	0	0	1	0	1	0	0	0	0	0	0	0	2
12:30	0	1	1	1	2	0	0	0	0	0	0	0	0	5
12:45	0	0	1	2	0	0	0	0	0	0	0	0	0	3
13:00	1	0	0	1	0	0	0	0	0	0	0	0	0	2
13:15	0	1	0	3	0	0	0	0	0	0	0	0	0	4
13:30	0	0	0	0	0	0	0	0	0	0	0	0	0	0
13:45	0	2	2	4	1	0	0	0	0	0	0	0	0	9
14:00	1	1	2	3	1	0	0	0	0	0	0	0	0	8
14:15	0	0	4	3	0	0	0	0	0	0	0	0	0	7
14:30	0	1	4	0	1	0	0	0	0	0	0	0	0	6
14:45	0	1	1	5	3	0	0	0	0	0	0	0	0	10
15:00	0	1	2	3	1	0	0	0	0	0	0	0	0	7
15:15	1	0	3	3	0	0	0	0	0	0	0	0	0	7
15:30	0	1	1	1	0	0	0	0	0	0	0	0	0	3
15:45	1	1	0	2	1	0	0	0	0	0	0	0	0	5
16:00	0	0	1	0	0	0	0	0	0	0	0	0	0	1
16:15	0	0	0	1	1	0	0	0	0	0	0	0	0	3
16:30	1	0	2	1	1	0	0	0	0	0	0	0	0	5
16:45	0	0	2	3	1	0	0	0	0	0	0	0	0	6
17:00	1	0	2	1	0	0	0	0	0	0	0	0	0	4
17:15	1	2	1	1	0	0	0	0	0	0	0	0	0	5
17:30	0	1	2	0	0	0	0	0	0	0	0	0	0	3
17:45	0	2	1	1	0	0	0	0	0	0	0	0	0	4
18:00	0	0	5	1	1	0	0	0	0	0	0	0	0	7
18:15	0	2	3	1	0	0	0	0	0	0	0	0	0	6
18:30	0	1	3	1	0	0	0	0	0	0	0	0	0	5
18:45	0	1	1	0	0	0	0	0	0	0	0	0	0	2
19:00	1	0	1	0	0	0	0	0	0	0	0	0	0	2
19:15	0	0	1	0	0	0	0	0	0	0	0	0	0	1
19:30	0	0	0	0	0	0	0	0	0	0	0	0	0	0
19:45	1	0	1	2	1	0	0	0	0	0	0	0	0	5
20:00	0	0	1	1	1	0	0	0	0	0	0	0	0	3
20:15	0	0	1	2	0	0	0	0	0	0	0	0	0	3
20:30	0	0	1	1	1	0	0	0	0	0	0	0	0	3
20:45	0	0	0	1	0	0	0	0	0	0	0	0	0	1
21:00	0	0	1	0	0	0	0	0	0	0	0	0	0	1
21:15	0	0	0	1	0	0	0	0	0	0	0	0	0	1
21:30	0	0	1	0	0	0	0	0	0	0	0	0	0	1
21:45	0	0	1	0	0	0	0	0	0	0	0	0	0	1
22:00	0	0	1	0	0	0	0	0	0	0	0	0	0	1
22:15	0	0	0	1	0	0	0	0	0	0	0	0	0	1
22:30	0	0	0	0	0	0	0	0	0	0	0	0	0	0
22:45	0	0	0	0	0	0	0	0	0	0	0	0	0	0
23:00	0	0	0	0	0	0	0	0	0	0	0	0	0	0
23:15	0	0	0	0	0	0	0	0	0	0	0	0	0	0
23:30	0	0	1	0	0	0	0	0	0	0	0	0	0	1
23:45	0	0	0	0	0	0	0	0	0	0	0	0	0	0
<b>Totals</b>	<b>20</b>	<b>43</b>	<b>94</b>	<b>100</b>	<b>43</b>	<b>5</b>								<b>305</b>
<b>% of Totals</b>	<b>7%</b>	<b>14%</b>	<b>31%</b>	<b>33%</b>	<b>14%</b>	<b>2%</b>								<b>100%</b>

AM Volumes	10	23	37	48	27	3	0	0	0	0	0	0	0	147	
% AM	3%	7%	12%	16%	9%	1%								48%	
AM Peak Hour	06:30	07:00	08:15	05:45	07:15	11:30								07:00	
Volume	4	10	11	16	12	3								42	
PM Volumes	10	21	57	52	10	2	0	0	0	0	0	0	0	158	
% PM	3%	7%	19%	17%	5%	1%								52%	
PM Peak Hour	16:30	17:00	13:45	14:45	14:00	12:00								14:00	
Volume	3	5	12	12	5	2								31	
<b>Directional Peak Periods</b>		<b>AM 7-9</b>				<b>NOON 12-2</b>				<b>PM 4-6</b>				<b>Off Peak Volumes</b>	
<b>All Classes</b>	Volume	59				31				31				184	
		19%				10%				10%				60%	

Street Name	Direction	Percentiles					
		15th	50th	Average	85th	95th	ADT
SW 53rd St	East Bound	18	25	24	30	34	305
SW 53rd St	West Bound	18	23	23	29	31	345

Time	< 15	15 - 19	20 - 24	25 - 29	30 - 34	35 - 39	40 - 44	45 - 49	50 - 54	55 - 59	60 - 64	65 - 69	70 +	Total
00:00 AM	0	0	0	0	0	0	0	0	0	0	0	0	0	0
00:15	0	0	0	0	0	0	0	0	0	0	0	0	0	0
00:30	0	0	0	0	0	0	0	0	0	0	0	0	0	0
00:45	0	0	0	0	0	0	0	0	0	0	0	0	0	0
01:00	0	0	0	0	0	0	0	0	0	0	0	0	0	0
01:15	0	0	0	0	0	0	0	0	0	0	0	0	0	0
01:30	0	0	0	0	0	0	0	0	0	0	0	0	0	0
01:45	0	0	0	0	0	0	0	0	0	0	0	0	0	0
02:00	0	0	0	0	0	0	0	0	0	0	0	0	0	0
02:15	0	0	0	0	0	0	0	0	0	0	0	0	0	0
02:30	0	0	0	0	0	0	0	0	0	0	0	0	0	0
02:45	0	0	0	0	0	0	0	0	0	0	0	0	0	0
03:00	0	0	0	0	0	0	0	0	0	0	0	0	0	0
03:15	0	0	0	0	0	0	0	0	0	0	0	0	0	0
03:30	0	0	0	0	0	0	0	0	0	0	0	0	0	0
03:45	0	0	0	0	0	0	0	0	0	0	0	0	0	0
04:00	0	0	0	1	0	0	0	0	0	0	0	0	0	1
04:15	0	0	1	1	0	0	0	0	0	0	0	0	0	2
04:30	0	0	1	1	0	0	0	0	0	0	0	0	0	2
04:45	0	0	0	0	0	0	0	0	0	0	0	0	0	0
05:00	0	0	0	0	0	0	0	0	0	0	0	0	0	0
05:15	0	0	0	0	0	0	0	0	0	0	0	0	0	0
05:30	1	2	1	1	0	0	0	0	0	0	0	0	0	5
05:45	0	0	0	1	0	0	0	0	0	0	0	0	0	1
06:00	0	0	1	4	0	0	0	0	0	0	0	0	0	5
06:15	0	4	5	2	1	0	0	0	0	0	0	0	0	12
06:30	0	1	3	0	0	0	0	0	0	0	0	0	0	4
06:45	0	2	2	3	0	0	0	0	0	0	0	0	0	7
07:00	0	0	2	4	0	0	0	0	0	0	0	0	0	6
07:15	0	0	2	3	0	0	0	0	0	0	0	0	0	5
07:30	2	0	1	1	0	0	0	0	0	0	0	0	0	4
07:45	0	0	2	3	0	0	0	0	0	0	0	0	0	5
08:00	1	1	0	1	1	0	0	0	0	0	0	0	0	5
08:15	0	0	0	0	0	0	0	0	0	0	0	0	0	0
08:30	0	1	1	0	0	0	0	0	0	0	0	0	0	2
08:45	0	0	1	1	1	0	0	0	0	0	0	0	0	3
09:00	0	0	1	1	0	0	0	0	0	0	0	0	0	2
09:15	0	1	1	0	0	0	0	0	0	0	0	0	0	2
09:30	0	0	0	3	0	0	0	0	0	0	0	0	0	3
09:45	0	0	3	0	0	0	0	0	0	0	0	0	0	3
10:00	0	2	2	1	0	0	0	0	0	0	0	0	0	5
10:15	0	1	0	0	0	0	0	0	0	0	0	0	0	1
10:30	0	1	0	1	1	0	0	0	0	0	0	0	0	3
10:45	1	0	0	2	1	0	0	0	0	0	0	0	0	4
11:00	0	1	1	1	2	0	0	0	0	0	0	0	0	5
11:15	1	2	1	0	0	0	0	0	0	0	0	0	0	4
11:30	1	3	2	1	0	0	0	0	0	0	0	0	0	7
11:45	0	0	3	2	1	0	0	0	0	0	0	0	0	6
12:00 PM	0	0	2	2	2	0	0	0	0	0	0	0	0	6
12:15	0	0	4	2	0	0	0	0	0	0	0	0	0	6
12:30	0	2	4	4	0	0	0	0	0	0	0	0	0	10
12:45	1	0	1	2	2	0	0	0	0	0	0	0	0	6
13:00	1	0	4	4	1	0	0	0	0	0	0	0	0	10
13:15	0	1	2	1	0	0	0	0	0	0	0	0	0	4
13:30	1	0	0	1	0	0	0	0	0	0	0	0	0	2
13:45	1	1	5	2	0	0	0	0	0	0	0	0	0	9
14:00	0	1	5	2	0	0	0	0	0	0	0	0	0	8
14:15	0	1	4	1	0	0	0	0	0	0	0	0	0	6
14:30	1	2	2	1	0	0	0	0	0	0	0	0	0	6
14:45	0	0	0	3	1	0	0	0	0	0	0	0	0	4
15:00	0	2	0	5	2	2	0	0	0	0	0	0	0	11
15:15	0	0	7	3	1	0	0	0	0	0	0	0	0	11
15:30	0	0	4	2	2	0	0	0	0	0	0	0	0	8
15:45	0	3	1	3	0	0	0	0	0	0	0	0	0	7
16:00	0	0	3	1	0	0	0	0	0	0	0	0	0	4
16:15	1	1	2	0	0	0	0	0	0	0	0	0	0	5
16:30	0	1	3	1	0	0	0	0	0	0	0	0	0	5
16:45	1	2	3	1	0	0	0	0	0	0	0	0	0	7
17:00	0	2	2	5	0	0	0	0	0	0	0	0	0	9
17:15	2	2	5	2	1	0	0	0	0	0	0	0	0	12
17:30	0	2	2	2	0	0	0	0	0	0	0	0	0	6
17:45	0	2	3	4	0	0	0	0	0	0	0	0	0	9
18:00	0	1	2	2	0	0	0	0	0	0	0	0	0	5
18:15	1	0	2	2	0	0	0	0	0	0	0	0	0	5
18:30	0	0	0	3	0	0	0	0	0	0	0	0	0	3
18:45	1	1	1	1	0	0	0	0	0	0	0	0	0	4
19:00	0	2	0	3	1	2	0	0	0	0	0	0	0	8
19:15	0	1	6	0	0	0	0	0	0	0	0	0	0	7
19:30	1	1	2	1	1	0	0	0	0	0	0	0	0	6
19:45	0	1	1	1	0	0	0	0	0	0	0	0	0	3
20:00	1	1	4	2	0	0	0	0	0	0	0	0	0	8
20:15	0	0	0	0	0	0	0	0	0	0	0	0	0	0
20:30	0	1	3	2	1	0	0	0	0	0	0	0	0	4
20:45	0	0	0	1	0	0	0	0	0	0	0	0	0	1
21:00	0	0	0	1	0	0	0	0	0	0	0	0	0	1
21:15	0	0	0	1	0	0	0	0	0	0	0	0	0	1
21:30	0	0	1	0	0	0	0	0	0	0	0	0	0	1
21:45	0	0	0	0	0	0	0	0	0	0	0	0	0	0
22:00	0	0	0	0	0	0	0	0	0	0	0	0	0	0
22:15	0	0	0	0	0	0	0	0	0	0	0	0	0	0
22:30	0	0	0	1	0	0	0	0	0	0	0	0	0	1
22:45	0	0	0	0	0	0	0	0	0	0	0	0	0	0
23:00	0	0	0	0	0	0	0	0	0	0	0	0	0	0
23:15	0	0	0	0	0	0	0	0	0	0	0	0	0	0
23:30	0	1	0	0	0	0	0	0	0	0	0	0	0	1
23:45	0	0	0	0	0	0	0	0	0	0	0	0	0	0
<b>Totals</b>	<b>20</b>	<b>57</b>	<b>137</b>	<b>107</b>	<b>24</b>									<b>345</b>
% of Totals	6%	17%	40%	31%	7%									100%

AM Volumes	PM Volumes	Directional Peak Periods							
% AM	% PM	AM 7-9		NOON 12-2		PM 4-6		Off Peak Volumes	
Volume	Volume	Volume	%	Volume	%	Volume	%	Volume	%
7	13	30	9%	53	15%	57	17%	205	59%
22	35								
40	97								
38	69								
11%	20%								
11%	5%								
10:15	14:45								
3	6								
230	1500								
67%	37								

Street Name	Direction	15th	50th	Average	85th	95th	ADT
SW 53rd St	East Bound	18	25	24	30	34	305
SW 53rd St	West Bound	18	23	23	29	31	345

Summary

Time	< 15	15 - 19	20 - 24	25 - 29	30 - 34	35 - 39	40 - 44	45 - 49	50 - 54	55 - 59	60 - 64	65 - 69	70 +	Total
00:00 AM	0	0	0	0	0	0	0	0	0	0	0	0	0	0
00:15	0	0	0	0	0	0	0	0	0	0	0	0	0	0
00:30	0	0	0	0	0	0	0	0	0	0	0	0	0	0
00:45	0	0	0	0	0	0	0	0	0	0	0	0	0	0
01:00	0	0	0	0	0	0	0	0	0	0	0	0	0	0
01:15	0	0	0	0	0	0	0	0	0	0	0	0	0	0
01:30	0	0	0	0	0	0	0	0	0	0	0	0	0	0
01:45	0	0	0	0	0	0	0	0	0	0	0	0	0	0
02:00	0	0	0	0	0	0	0	0	0	0	0	0	0	0
02:15	0	0	0	0	0	0	0	0	0	0	0	0	0	0
02:30	0	0	0	0	0	0	0	0	0	0	0	0	0	0
02:45	0	0	0	0	0	0	0	0	0	0	0	0	0	0
03:00	0	0	0	0	0	0	0	0	0	0	0	0	0	0
03:15	0	0	1	0	0	0	0	0	0	0	0	0	0	1
03:30	0	0	1	0	0	0	0	0	0	0	0	0	0	1
03:45	0	0	0	0	0	0	0	0	0	0	0	0	0	0
04:00	0	0	0	2	0	0	0	0	0	0	0	0	0	2
04:15	0	0	1	1	0	0	0	0	0	0	0	0	0	2
04:30	0	0	1	2	0	0	0	0	0	0	0	0	0	3
04:45	0	0	1	0	0	0	0	0	0	0	0	0	0	1
05:00	0	0	0	2	0	0	0	0	0	0	0	0	0	2
05:15	0	1	0	1	0	0	0	0	0	0	0	0	0	3
05:30	1	3	2	2	1	0	0	0	0	0	0	0	0	8
05:45	0	1	0	4	2	0	0	0	0	0	0	0	0	7
06:00	0	0	2	6	2	0	0	0	0	0	0	0	0	10
06:15	0	6	6	9	2	0	0	0	0	0	0	0	0	23
06:30	1	1	6	4	1	0	0	0	0	0	0	0	0	13
06:45	1	2	4	6	0	0	0	0	0	0	0	0	0	13
07:00	1	1	4	5	0	1	0	0	0	0	0	0	0	12
07:15	1	2	5	6	2	0	0	0	0	0	0	0	0	16
07:30	3	3	2	4	2	0	0	0	0	0	0	0	0	14
07:45	0	4	4	5	6	1	0	0	0	0	0	0	0	20
08:00	1	1	4	1	1	2	0	0	0	0	0	0	0	7
08:15	2	1	5	0	0	0	0	0	0	0	0	0	0	8
08:30	0	2	2	3	0	0	0	0	0	0	0	0	0	7
08:45	0	0	3	1	1	0	0	0	0	0	0	0	0	5
09:00	0	0	4	3	0	0	0	0	0	0	0	0	0	7
09:15	0	1	2	1	0	0	0	0	0	0	0	0	0	4
09:30	0	0	0	4	0	0	0	0	0	0	0	0	0	4
09:45	1	0	4	1	1	0	0	0	0	0	0	0	0	7
10:00	0	2	2	2	1	0	0	0	0	0	0	0	0	7
10:15	1	1	0	1	1	0	0	0	0	0	0	0	0	4
10:30	0	1	0	1	2	0	0	0	0	0	0	0	0	4
10:45	1	1	1	2	3	0	0	0	0	0	0	0	0	9
11:00	0	1	2	2	2	0	0	0	0	0	0	0	0	7
11:15	2	2	1	1	1	0	0	0	0	0	0	0	0	7
11:30	1	4	6	1	1	0	0	0	0	0	0	0	0	13
11:45	0	3	3	3	1	1	0	0	0	0	0	0	0	11
12:00 PM	1	2	3	3	2	1	0	0	0	0	0	0	0	12
12:15	0	0	4	3	0	1	0	0	0	0	0	0	0	8
12:30	0	3	5	5	2	0	0	0	0	0	0	0	0	15
12:45	1	0	2	4	2	0	0	0	0	0	0	0	0	9
13:00	2	0	4	5	1	0	0	0	0	0	0	0	0	12
13:15	0	2	2	4	0	0	0	0	0	0	0	0	0	8
13:30	1	0	0	1	0	0	0	0	0	0	0	0	0	2
13:45	1	3	7	6	1	0	0	0	0	0	0	0	0	18
14:00	1	2	7	5	1	0	0	0	0	0	0	0	0	16
14:15	0	1	8	4	0	0	0	0	0	0	0	0	0	13
14:30	1	3	6	1	1	0	0	0	0	0	0	0	0	12
14:45	0	1	1	8	4	0	0	0	0	0	0	0	0	14
15:00	0	3	7	5	3	0	0	0	0	0	0	0	0	18
15:15	1	0	10	6	1	0	0	0	0	0	0	0	0	18
15:30	0	1	5	3	2	0	0	0	0	0	0	0	0	11
15:45	1	4	1	5	1	0	0	0	0	0	0	0	0	12
16:00	0	0	4	1	0	0	0	0	0	0	0	0	0	5
16:15	1	1	3	1	2	0	0	0	0	0	0	0	0	8
16:30	1	1	5	2	1	0	0	0	0	0	0	0	0	10
16:45	1	2	5	4	1	0	0	0	0	0	0	0	0	13
17:00	1	2	4	6	0	0	0	0	0	0	0	0	0	13
17:15	3	4	6	3	1	0	0	0	0	0	0	0	0	17
17:30	0	3	4	2	0	0	0	0	0	0	0	0	0	9
17:45	0	4	4	5	0	0	0	0	0	0	0	0	0	13
18:00	0	1	7	3	1	0	0	0	0	0	0	0	0	12
18:15	1	2	5	3	0	0	0	0	0	0	0	0	0	11
18:30	0	1	3	4	0	0	0	0	0	0	0	0	0	8
18:45	1	2	2	1	0	0	0	0	0	0	0	0	0	6
19:00	1	2	4	4	1	2	0	0	0	0	0	0	0	10
19:15	0	1	7	0	0	0	0	0	0	0	0	0	0	8
19:30	1	1	2	1	1	0	0	0	0	0	0	0	0	6
19:45	1	1	2	3	1	0	0	0	0	0	0	0	0	8
20:00	1	1	5	3	1	0	0	0	0	0	0	0	0	11
20:15	0	0	1	2	0	0	0	0	0	0	0	0	0	3
20:30	0	1	3	1	0	0	0	0	0	0	0	0	0	5
20:45	0	0	0	2	0	0	0	0	0	0	0	0	0	2
21:00	0	0	1	1	0	0	0	0	0	0	0	0	0	2
21:15	0	0	0	2	0	0	0	0	0	0	0	0	0	2
21:30	0	0	2	0	0	0	0	0	0	0	0	0	0	2
21:45	0	0	1	0	0	0	0	0	0	0	0	0	0	1
22:00	0	0	1	0	0	0	0	0	0	0	0	0	0	1
22:15	0	0	0	1	0	0	0	0	0	0	0	0	0	1
22:30	0	0	0	1	0	0	0	0	0	0	0	0	0	1
22:45	0	0	0	0	0	0	0	0	0	0	0	0	0	0
23:00	0	0	0	0	0	0	0	0	0	0	0	0	0	0
23:15	0	0	0	0	0	0	0	0	0	0	0	0	0	0
23:30	0	1	1	0	0	0	0	0	0	0	0	0	0	2
23:45	0	0	0	0	0	0	0	0	0	0	0	0	0	0
<b>Totals</b>	<b>40</b>	<b>100</b>	<b>231</b>	<b>207</b>	<b>67</b>	<b>5</b>								<b>650</b>
<b>% of Totals</b>	<b>6%</b>	<b>15%</b>	<b>36%</b>	<b>32%</b>	<b>10%</b>	<b>1%</b>								<b>100%</b>

Directional Peak Periods	Volume	%	Volume	%	Volume	%	Volume	%
<b>AM Volumes</b>	17	44	77	86	39	3	0	0
<b>% AM</b>	3%	7%	12%	13%	5%	0%	0%	0%
<b>AM Peak Hour</b>	06:45	11:15	06:15	06:00	07:15	11:30		
<b>Volume</b>	6	11	20	21	23	13		
<b>PM Volumes</b>	23	56	154	121	31	2	0	0
<b>% PM</b>	4%	9%	24%	19%	5%	0%	0%	0%
<b>PM Peak Hour</b>	16:30	17:00	13:45	14:00	14:45	12:00		
<b>Volume</b>	6	13	28	22	10	2		
<b>Directional Peak Periods</b>			<b>AM 7-9</b>		<b>NOON 12-2</b>		<b>PM 4-6</b>	<b>Off Peak Volumes</b>
<b>All Classes</b>			Volume	%	Volume	%	Volume	%
			89	14%	84	13%	88	14%
							389	60%

Street Name	Direction	15th	50th	Average	85th	95th	ADT
SW 53rd St	Summary	18	24	24	29	33	650

# SPEED

SW 53rd St Bet. SW 102nd Ave & SW 101st Terrace

Day: Tuesday  
Date: 5/16/2023

City: Cooper City  
Project #: FL23\_140259\_020e

**East Bound**

Time	< 15	15 - 19	20 - 24	25 - 29	30 - 34	35 - 39	40 - 44	45 - 49	50 - 54	55 - 59	60 - 64	65 - 69	70 +	Total
00:00 AM	0	0	0	0	0	0	0	0	0	0	0	0	0	0
01:00	0	0	0	0	0	0	0	0	0	0	0	0	0	0
02:00	0	0	0	0	0	0	0	0	0	0	0	0	0	0
03:00	0	0	0	2	0	0	0	0	0	0	0	0	0	2
04:00	0	0	1	2	0	0	0	0	0	0	0	0	0	3
05:00	0	3	1	7	2	0	0	0	0	0	0	0	0	13
06:00	2	2	7	16	4	0	0	0	0	0	0	0	0	31
07:00	3	10	8	9	10	2	0	0	0	0	0	0	0	42
08:00	2	2	8	3	2	0	0	0	0	0	0	0	0	17
09:00	1	0	5	5	1	0	0	0	0	0	0	0	0	12
10:00	1	1	0	3	6	0	0	0	0	0	0	0	0	11
11:00	1	4	5	3	2	1	0	0	0	0	0	0	0	16
12:00 PM	1	3	3	5	2	2	0	0	0	0	0	0	0	16
13:00	1	3	2	8	1	0	0	0	0	0	0	0	0	15
14:00	1	3	11	11	5	0	0	0	0	0	0	0	0	31
15:00	2	3	6	9	2	0	0	0	0	0	0	0	0	22
16:00	1	0	6	5	3	0	0	0	0	0	0	0	0	15
17:00	2	5	6	3	0	0	0	0	0	0	0	0	0	16
18:00	0	4	12	3	1	0	0	0	0	0	0	0	0	20
19:00	2	0	3	2	1	0	0	0	0	0	0	0	0	8
20:00	0	0	3	4	1	0	0	0	0	0	0	0	0	8
21:00	0	0	3	1	0	0	0	0	0	0	0	0	0	4
22:00	0	0	1	1	0	0	0	0	0	0	0	0	0	2
23:00	0	0	1	0	0	0	0	0	0	0	0	0	0	1
<b>Totals</b>	<b>20</b>	<b>43</b>	<b>94</b>	<b>100</b>	<b>43</b>	<b>5</b>								<b>305</b>
<b>% of Totals</b>	<b>7%</b>	<b>14%</b>	<b>31%</b>	<b>33%</b>	<b>14%</b>	<b>2%</b>								<b>100%</b>

<b>AM Volumes</b>	10	22	37	48	27	3	0	0	0	0	0	0	0	147		
<b>% AM</b>	3%	7%	12%	16%	9%	1%								48%		
<b>AM Peak Hour</b>	07:00	07:00	07:00	06:00	07:00	07:00								07:00		
<b>Volume</b>	3	10	8	16	10	2								42		
<b>PM Volumes</b>	10	21	57	52	16	2	0	0	0	0	0	0	0	158		
<b>% PM</b>	3%	7%	19%	17%	5%	1%								52%		
<b>PM Peak Hour</b>	15:00	17:00	18:00	14:00	14:00	12:00								14:00		
<b>Volume</b>	2	5	12	11	5	2								31		
<b>Directional Peak Periods All Speeds</b>			<b>AM 7-9</b>				<b>NOON 12-2</b>				<b>PM 4-6</b>				<b>Off Peak Volumes</b>	
			Volume		%	Volume		%	Volume		%	Volume		%		
			59	↔	19%	31	↔	10%	31	↔	10%	184	↔	60%		

Street Name	Direction	Percentiles					ADT
		15th	50th	Average	85th	95th	
SW 53rd St	East Bound	18	25	24	30	34	305
SW 53rd St	West Bound	18	23	23	29	31	345



# SPEED

SW 53rd St Bet. SW 102nd Ave & SW 101st Terrace

Day: Tuesday  
Date: 5/16/2023

City: Cooper City  
Project #: FL23\_140259\_020w

## West Bound

Time	< 15	15 - 19	20 - 24	25 - 29	30 - 34	35 - 39	40 - 44	45 - 49	50 - 54	55 - 59	60 - 64	65 - 69	70 +	Total
00:00 AM	0	0	0	0	0	0	0	0	0	0	0	0	0	0
01:00	0	0	0	0	0	0	0	0	0	0	0	0	0	0
02:00	0	0	0	0	0	0	0	0	0	0	0	0	0	0
03:00	0	0	0	0	0	0	0	0	0	0	0	0	0	0
04:00	0	0	2	3	0	0	0	0	0	0	0	0	0	5
05:00	1	2	1	2	1	0	0	0	0	0	0	0	0	7
06:00	0	7	11	9	1	0	0	0	0	0	0	0	0	28
07:00	2	0	7	11	0	0	0	0	0	0	0	0	0	20
08:00	1	2	3	2	2	0	0	0	0	0	0	0	0	10
09:00	0	1	5	4	0	0	0	0	0	0	0	0	0	10
10:00	1	4	4	3	1	0	0	0	0	0	0	0	0	13
11:00	2	6	7	4	3	0	0	0	0	0	0	0	0	22
12:00 PM	1	2	11	10	4	0	0	0	0	0	0	0	0	28
13:00	3	2	11	8	1	0	0	0	0	0	0	0	0	25
14:00	1	4	11	7	1	0	0	0	0	0	0	0	0	24
15:00	0	5	17	10	5	0	0	0	0	0	0	0	0	37
16:00	2	4	11	3	1	0	0	0	0	0	0	0	0	21
17:00	2	8	12	13	1	0	0	0	0	0	0	0	0	36
18:00	2	2	5	8	0	0	0	0	0	0	0	0	0	17
19:00	1	5	12	3	3	0	0	0	0	0	0	0	0	24
20:00	1	2	6	4	0	0	0	0	0	0	0	0	0	13
21:00	0	0	1	2	0	0	0	0	0	0	0	0	0	3
22:00	0	0	0	1	0	0	0	0	0	0	0	0	0	1
23:00	0	1	0	0	0	0	0	0	0	0	0	0	0	1
<b>Totals</b>	<b>20</b>	<b>57</b>	<b>137</b>	<b>107</b>	<b>24</b>									<b>345</b>
<b>% of Totals</b>	6%	17%	40%	31%	7%									100%

<b>AM Volumes</b>	7	22	40	38	8	0	0	0	0	0	0	0	0	115
<b>% AM</b>	2%	6%	12%	11%	2%									33%
<b>AM Peak Hour</b>	07:00	06:00	06:00	07:00	11:00									06:00
<b>Volume</b>	2	7	11	11	3									28
<b>PM Volumes</b>	13	35	97	69	16	0	0	0	0	0	0	0	0	230
<b>% PM</b>	4%	10%	28%	20%	5%									67%
<b>PM Peak Hour</b>	13:00	17:00	15:00	17:00	15:00									15:00
<b>Volume</b>	3	8	17	13	5									37

Directional Peak Periods All Speeds	AM 7-9		NOON 12-2		PM 4-6		Off Peak Volumes	
	Volume	%	Volume	%	Volume	%	Volume	%
	30	↔ 9%	53	↔ 15%	57	↔ 17%	205	↔ 59%

Street Name	Direction	Percentiles					ADT
		15th	50th	Average	85th	95th	
SW 53rd St	East Bound	18	25	24	30	34	305
SW 53rd St	West Bound	18	23	23	29	31	345

# SPEED

SW 53rd St Bet. SW 102nd Ave & SW 101st Terrace

Day: Tuesday  
Date: 5/16/2023

City: Cooper City  
Project #: FL23\_140259\_020

## Summary

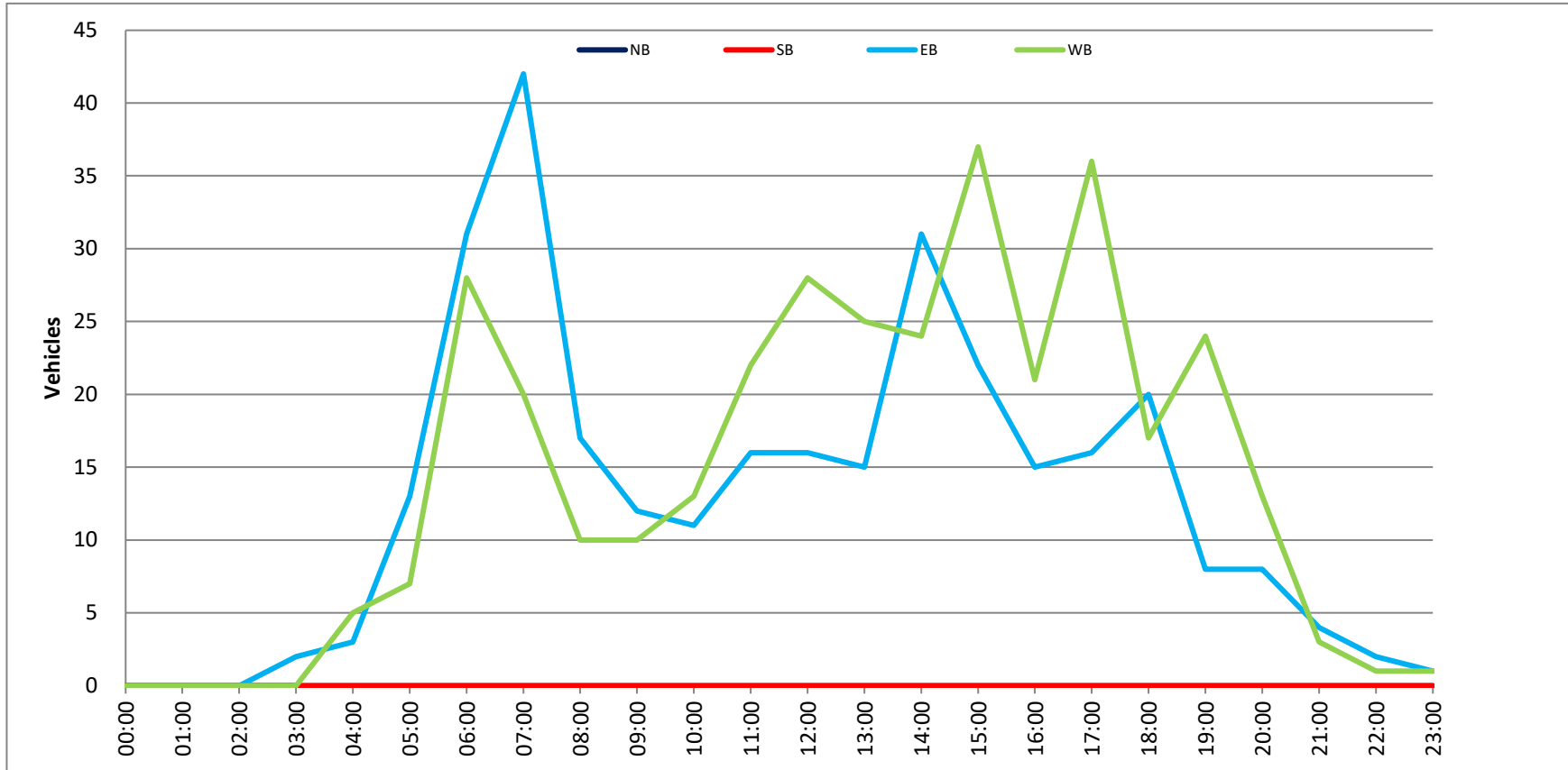
Time	< 15	15 - 19	20 - 24	25 - 29	30 - 34	35 - 39	40 - 44	45 - 49	50 - 54	55 - 59	60 - 64	65 - 69	70 +	Total
00:00 AM	0	0	0	0	0	0	0	0	0	0	0	0	0	0
01:00	0	0	0	0	0	0	0	0	0	0	0	0	0	0
02:00	0	0	0	0	0	0	0	0	0	0	0	0	0	0
03:00	0	0	2	0	0	0	0	0	0	0	0	0	0	2
04:00	0	0	3	5	0	0	0	0	0	0	0	0	0	8
05:00	1	5	2	9	3	0	0	0	0	0	0	0	0	20
06:00	2	9	18	25	5	0	0	0	0	0	0	0	0	59
07:00	5	10	15	20	10	2	0	0	0	0	0	0	0	62
08:00	3	4	11	5	4	0	0	0	0	0	0	0	0	27
09:00	1	1	10	9	1	0	0	0	0	0	0	0	0	22
10:00	2	5	4	6	7	0	0	0	0	0	0	0	0	24
11:00	3	10	12	7	5	1	0	0	0	0	0	0	0	38
12:00 PM	2	5	14	15	6	2	0	0	0	0	0	0	0	44
13:00	4	5	13	16	2	0	0	0	0	0	0	0	0	40
14:00	2	7	22	18	6	0	0	0	0	0	0	0	0	55
15:00	2	8	23	19	7	0	0	0	0	0	0	0	0	59
16:00	3	4	17	8	4	0	0	0	0	0	0	0	0	36
17:00	4	13	18	16	1	0	0	0	0	0	0	0	0	52
18:00	2	6	17	11	1	0	0	0	0	0	0	0	0	37
19:00	3	5	15	5	4	0	0	0	0	0	0	0	0	32
20:00	1	2	9	8	1	0	0	0	0	0	0	0	0	21
21:00	0	0	4	3	0	0	0	0	0	0	0	0	0	7
22:00	0	0	1	2	0	0	0	0	0	0	0	0	0	3
23:00	0	1	1	0	0	0	0	0	0	0	0	0	0	2
<b>Totals</b>	<b>40</b>	<b>100</b>	<b>231</b>	<b>207</b>	<b>67</b>	<b>5</b>								<b>650</b>
<b>% of Totals</b>	<b>6%</b>	<b>15%</b>	<b>36%</b>	<b>32%</b>	<b>10%</b>	<b>1%</b>								<b>100%</b>

<b>AM Volumes</b>	17	44	77	86	35	3	0	0	0	0	0	0	0	262
<b>% AM</b>	3%	7%	12%	13%	5%	0%								40%
<b>AM Peak Hour</b>	07:00	07:00	06:00	06:00	07:00	07:00								07:00
<b>Volume</b>	5	10	18	25	10	2								62
<b>PM Volumes</b>	23	56	154	121	32	2	0	0	0	0	0	0	0	388
<b>% PM</b>	4%	9%	24%	19%	5%	0%								60%
<b>PM Peak Hour</b>	13:00	17:00	15:00	15:00	15:00	12:00								15:00
<b>Volume</b>	4	13	23	19	7	2								59

Directional Peak Periods All Speeds	AM 7-9		NOON 12-2		PM 4-6		Off Peak Volumes	
	Volume	%	Volume	%	Volume	%	Volume	%
	89	↔ 14%	84	↔ 13%	88	↔ 14%	389	↔ 60%

Street Name	Direction	Percentiles					ADT
		15th	50th	Average	85th	95th	
SW 53rd St	Summary	18	24	24	29	33	650





**SPEED**

SW 53rd St Bet. SW 102nd Ave & SW 101st Terrace

Day: Wednesday  
Date: 5/17/2023

City: Cooper City  
Project #: FL23\_140259\_020e

Time	< 15	15 - 19	20 - 24	25 - 29	30 - 34	35 - 39	40 - 44	45 - 49	50 - 54	55 - 59	60 - 64	65 - 69	70 +	Total
00:00 AM	0	0	0	0	0	0	0	0	0	0	0	0	0	0
00:15	0	0	0	0	0	0	0	0	0	0	0	0	0	0
00:30	0	0	0	0	0	0	0	0	0	0	0	0	0	0
00:45	0	0	0	0	0	0	0	0	0	0	0	0	0	0
01:00	0	0	0	0	0	0	0	0	0	0	0	0	0	0
01:15	0	0	0	0	0	0	0	0	0	0	0	0	0	0
01:30	0	0	0	0	0	0	0	0	0	0	0	0	0	0
01:45	0	0	0	0	0	0	0	0	0	0	0	0	0	0
02:00	0	0	0	0	0	0	0	0	0	0	0	0	0	0
02:15	0	0	0	0	0	0	0	0	0	0	0	0	0	0
02:30	0	0	0	0	0	0	0	0	0	0	0	0	0	0
02:45	0	0	0	0	0	0	0	0	0	0	0	0	0	0
03:00	0	0	0	0	0	0	0	0	0	0	0	0	0	0
03:15	0	0	0	0	0	0	0	0	0	0	0	0	0	0
03:30	0	0	0	0	0	0	0	0	0	0	0	0	0	0
03:45	0	0	0	0	0	0	0	0	0	0	0	0	0	0
04:00	0	0	0	0	0	0	0	0	0	0	0	0	0	0
04:15	0	0	0	0	0	0	0	0	0	0	0	0	0	0
04:30	0	0	0	0	0	0	0	0	0	0	0	0	0	0
04:45	0	0	1	0	0	0	0	0	0	0	0	0	0	1
05:00	0	0	2	0	0	0	0	0	0	0	0	0	0	2
05:15	0	0	0	0	1	0	0	0	0	0	0	0	0	1
05:30	0	1	0	0	1	0	0	0	0	0	0	0	0	2
05:45	0	0	1	3	1	0	0	0	0	0	0	0	0	5
06:00	0	1	3	1	1	0	0	0	0	0	0	0	0	6
06:15	0	3	3	1	1	0	0	0	0	0	0	0	0	8
06:30	0	3	1	8	0	0	0	0	0	0	0	0	0	12
06:45	1	1	1	2	0	0	0	0	0	0	0	0	0	5
07:00	0	1	1	0	2	1	0	0	0	0	0	0	0	5
07:15	1	1	4	4	0	0	0	0	0	0	0	0	0	11
07:30	0	4	3	1	0	0	0	0	0	0	0	0	0	8
07:45	0	1	3	1	0	0	0	0	0	0	0	0	0	7
08:00	0	0	3	1	0	0	0	0	0	0	0	0	0	4
08:15	0	1	0	3	2	0	0	0	0	0	0	0	0	6
08:30	0	0	4	0	1	0	0	0	0	0	0	0	0	5
08:45	0	1	1	0	0	0	0	0	0	0	0	0	0	2
09:00	0	0	1	1	3	0	0	0	0	0	0	0	0	5
09:15	1	1	3	2	0	0	0	0	0	0	0	0	0	7
09:30	0	0	2	1	0	0	0	0	0	0	0	0	0	3
09:45	1	1	1	1	2	0	0	0	0	0	0	0	0	6
10:00	0	0	2	3	0	0	0	0	0	0	0	0	0	5
10:15	0	1	1	0	0	0	0	0	0	0	0	0	0	2
10:30	0	0	1	2	0	0	0	0	0	0	0	0	0	3
10:45	0	3	1	2	0	0	0	0	0	0	0	0	0	6
11:00	1	0	1	0	0	0	0	0	0	0	0	0	0	2
11:15	0	2	2	0	1	0	0	0	0	0	0	0	0	5
11:30	0	0	2	0	0	0	0	0	0	0	0	0	0	2
11:45	2	1	1	0	1	0	0	0	0	0	0	0	0	5
12:00 PM	0	1	1	1	5	0	0	0	0	0	0	0	0	8
12:15	0	2	0	0	1	0	0	0	0	0	0	0	0	3
12:30	0	0	1	0	1	0	0	0	0	0	0	0	0	2
12:45	2	0	1	0	1	0	0	0	0	0	0	0	0	4
13:00	0	0	2	2	0	0	0	0	0	0	0	0	0	4
13:15	1	2	0	3	1	1	0	0	0	0	0	0	0	8
13:30	0	0	1	1	1	0	0	0	0	0	0	0	0	3
13:45	1	2	5	3	0	0	0	0	0	0	0	0	0	11
14:00	0	0	3	1	0	0	0	0	0	0	0	0	0	4
14:15	1	0	2	3	0	0	0	0	0	0	0	0	0	6
14:30	0	0	0	1	1	1	0	0	0	0	0	0	0	3
14:45	1	0	0	1	1	0	0	0	0	0	0	0	0	3
15:00	1	0	2	2	1	1	0	0	0	0	0	0	0	7
15:15	1	1	1	2	1	0	0	0	0	0	0	0	0	6
15:30	0	0	2	5	1	0	0	0	0	0	0	0	0	8
15:45	1	1	3	1	0	0	0	0	0	0	0	0	0	6
16:00	2	0	2	1	2	0	0	0	0	0	0	0	0	7
16:15	0	0	3	3	5	0	0	0	0	0	0	0	0	8
16:30	0	1	2	1	0	0	0	0	0	0	0	0	0	4
16:45	0	0	0	1	2	0	0	0	0	0	0	0	0	3
17:00	0	0	1	1	0	0	0	0	0	0	0	0	0	2
17:15	0	1	2	2	1	0	0	0	0	0	0	0	0	6
17:30	0	2	1	3	0	0	0	0	0	0	0	0	0	6
17:45	0	0	1	5	0	0	0	0	0	0	0	0	0	6
18:00	1	1	3	0	0	0	0	0	0	0	0	0	0	5
18:15	0	0	1	2	1	0	0	0	0	0	0	0	0	4
18:30	0	0	2	1	0	0	0	0	0	0	0	0	0	3
18:45	1	0	3	1	0	0	0	0	0	0	0	0	0	5
19:00	1	1	0	0	0	0	0	0	0	0	0	0	0	3
19:15	0	1	1	1	0	0	0	0	0	0	0	0	0	3
19:30	0	2	1	2	0	0	0	0	0	0	0	0	0	5
19:45	0	1	0	1	0	0	0	0	0	0	0	0	0	2
20:00	0	0	1	0	0	0	0	0	0	0	0	0	0	1
20:15	0	0	0	0	0	0	0	0	0	0	0	0	0	0
20:30	1	1	0	0	0	0	0	0	0	0	0	0	0	2
20:45	0	0	1	0	0	0	0	0	0	0	0	0	0	1
21:00	0	1	1	0	0	0	0	0	0	0	0	0	0	2
21:15	1	0	0	0	0	0	0	0	0	0	0	0	0	1
21:30	0	0	1	1	0	0	0	0	0	0	0	0	0	2
21:45	0	0	1	0	0	0	0	0	0	0	0	0	0	1
22:00	0	0	1	0	0	0	0	0	0	0	0	0	0	1
22:15	0	0	1	1	0	0	0	0	0	0	0	0	0	2
22:30	0	0	0	0	0	0	0	0	0	0	0	0	0	0
22:45	0	1	0	0	0	0	0	0	0	0	0	0	0	1
23:00	0	0	0	0	0	0	0	0	0	0	0	0	0	0
23:15	0	0	0	0	0	0	0	0	0	0	0	0	0	0
23:30	0	0	0	0	0	0	0	0	0	0	0	0	0	0
23:45	0	0	0	0	0	0	0	0	0	0	0	0	0	0
<b>Totals</b>	<b>23</b>	<b>48</b>	<b>90</b>	<b>105</b>	<b>42</b>	<b>5</b>								<b>314</b>
<b>% of Totals</b>	<b>7%</b>	<b>16%</b>	<b>29%</b>	<b>33%</b>	<b>13%</b>	<b>2%</b>								<b>100%</b>

AM Peak Hour	Volume	% AM	PM Peak Hour	Volume	% PM	NOON 12-2	Volume	% NOON	PM 4-6	Volume	% PM	Off Peak Volumes	Volume	% Off Peak
11:00 - 06:00	7	2%	15:15 - 19:00	16	5%	12:00 - 12:30	43	14%	16:00 - 18:00	42	13%	07:00 - 15:00	181	58%

Street Name	Direction	15th	50th	Average	85th	95th	ADT
SW 53rd St	East Bound	17	25	24	30	34	314
SW 53rd St	West Bound	17	23	23	29	33	335

**SPEED**

SW 53rd St Bet. SW 102nd Ave & SW 101st Terrace

Day: Wednesday  
Date: 5/17/2023

City: Cooper City  
Project #: FL23\_140259\_020w

Time	< 15	15 - 19	20 - 24	25 - 29	30 - 34	35 - 39	40 - 44	45 - 49	50 - 54	55 - 59	60 - 64	65 - 69	70 +	Total
00:00 AM	0	0	0	0	0	0	0	0	0	0	0	0	0	0
00:15	0	0	0	0	0	0	0	0	0	0	0	0	0	0
00:30	0	0	0	0	0	0	0	0	0	0	0	0	0	0
00:45	0	0	0	0	0	0	0	0	0	0	0	0	0	0
01:00	0	1	0	0	0	0	0	0	0	0	0	0	0	1
01:15	0	0	0	0	0	0	0	0	0	0	0	0	0	0
01:30	0	0	0	0	0	0	0	0	0	0	0	0	0	0
01:45	0	0	0	0	0	0	0	0	0	0	0	0	0	0
02:00	0	0	0	0	0	0	0	0	0	0	0	0	0	0
02:15	0	0	0	0	0	0	0	0	0	0	0	0	0	0
02:30	1	0	0	0	0	0	0	0	0	0	0	0	0	1
02:45	0	0	0	0	0	0	0	0	0	0	0	0	0	0
03:00	0	0	0	0	0	0	0	0	0	0	0	0	0	0
03:15	0	0	0	0	0	0	0	0	0	0	0	0	0	0
03:30	0	0	0	0	0	0	0	0	0	0	0	0	0	0
03:45	0	0	0	0	0	0	0	0	0	0	0	0	0	0
04:00	0	0	0	0	0	0	0	0	0	0	0	0	0	0
04:15	0	0	0	0	0	0	0	0	0	0	0	0	0	0
04:30	0	0	1	0	1	0	0	0	0	0	0	0	0	2
04:45	0	0	1	0	0	0	0	0	0	0	0	0	0	1
05:00	0	0	0	0	0	0	0	0	0	0	0	0	0	0
05:15	0	0	3	1	0	0	0	0	0	0	0	0	0	4
05:30	1	0	0	0	0	0	0	0	0	0	0	0	0	1
05:45	0	0	3	0	0	0	0	0	0	0	0	0	0	3
06:00	0	0	2	4	0	0	0	0	0	0	0	0	0	6
06:15	0	3	6	3	0	0	0	0	0	0	0	0	0	12
06:30	0	1	1	0	0	0	0	0	0	0	0	0	0	2
06:45	0	2	0	2	1	0	0	0	0	0	0	0	0	5
07:00	0	1	2	2	2	0	0	0	0	0	0	0	0	7
07:15	0	0	1	0	1	0	0	0	0	0	0	0	0	2
07:30	1	1	1	1	0	0	0	0	0	0	0	0	0	4
07:45	0	3	3	3	0	0	0	0	0	0	0	0	0	9
08:00	0	1	2	0	0	0	0	0	0	0	0	0	0	3
08:15	0	0	2	1	0	0	0	0	0	0	0	0	0	3
08:30	0	0	1	2	2	0	0	0	0	0	0	0	0	5
08:45	0	0	1	2	0	0	0	0	0	0	0	0	0	3
09:00	0	2	1	2	1	1	0	0	0	0	0	0	0	7
09:15	0	1	0	1	1	0	0	0	0	0	0	0	0	3
09:30	0	1	0	1	2	0	0	0	0	0	0	0	0	4
09:45	0	2	1	0	2	0	0	0	0	0	0	0	0	5
10:00	1	1	1	0	0	0	0	0	0	0	0	0	0	3
10:15	0	0	2	3	0	0	0	0	0	0	0	0	0	5
10:30	1	1	1	1	2	1	0	0	0	0	0	0	0	7
10:45	0	1	1	1	4	0	0	0	0	0	0	0	0	6
11:00	0	1	1	0	0	0	0	0	0	0	0	0	0	2
11:15	0	1	2	1	0	0	0	0	0	0	0	0	0	4
11:30	1	0	0	1	1	0	0	0	0	0	0	0	0	3
11:45	0	3	1	0	1	0	0	0	0	0	0	0	0	5
12:00 PM	0	0	4	0	2	0	0	0	0	0	0	0	0	6
12:15	0	0	0	1	0	0	0	0	0	0	0	0	0	1
12:30	0	0	2	1	0	0	0	0	0	0	0	0	0	3
12:45	1	0	1	0	0	0	0	0	0	0	0	0	0	2
13:00	2	0	2	5	0	0	0	0	0	0	0	0	0	9
13:15	0	0	1	1	0	0	0	0	0	0	0	0	0	2
13:30	0	0	0	3	1	0	0	0	0	0	0	0	0	4
13:45	2	0	3	5	1	1	0	0	0	0	0	0	0	12
14:00	0	4	1	3	0	0	0	0	0	0	0	0	0	8
14:15	0	2	1	2	1	0	0	0	0	0	0	0	0	6
14:30	1	2	3	2	1	0	0	0	0	0	0	0	0	9
14:45	0	1	1	3	0	2	0	0	0	0	0	0	0	7
15:00	2	1	2	0	0	0	0	0	0	0	0	0	0	5
15:15	0	1	2	1	0	0	0	0	0	0	0	0	0	4
15:30	0	0	6	1	0	0	0	0	0	0	0	0	0	7
15:45	1	2	1	1	1	0	0	0	0	0	0	0	0	6
16:00	1	1	3	2	1	0	0	0	0	0	0	0	0	8
16:15	0	3	3	3	0	0	0	0	0	0	0	0	0	9
16:30	1	2	5	1	2	0	0	0	0	0	0	0	0	11
16:45	0	0	5	1	0	0	0	0	0	0	0	0	0	6
17:00	0	1	4	3	1	0	0	0	0	0	0	0	0	9
17:15	2	0	6	1	1	0	0	0	0	0	0	0	0	10
17:30	0	2	3	0	1	0	0	0	0	0	0	0	0	7
17:45	2	2	1	3	1	0	0	0	0	0	0	0	0	8
18:00	0	1	1	3	0	0	0	0	0	0	0	0	0	5
18:15	0	0	1	0	0	0	0	0	0	0	0	0	0	1
18:30	0	2	4	1	0	0	0	0	0	0	0	0	0	7
18:45	1	0	2	0	0	0	0	0	0	0	0	0	0	3
19:00	0	0	1	3	0	0	0	0	0	0	0	0	0	4
19:15	0	1	2	1	0	0	0	0	0	0	0	0	0	4
19:30	1	0	0	0	0	0	0	0	0	0	0	0	0	1
19:45	0	1	4	0	1	0	0	0	0	0	0	0	0	6
20:00	0	1	2	0	0	0	0	0	0	0	0	0	0	3
20:15	0	0	2	0	0	0	0	0	0	0	0	0	0	2
20:30	0	0	2	1	3	1	0	0	0	0	0	0	0	6
20:45	0	0	1	4	0	0	0	0	0	0	0	0	0	5
21:00	0	0	0	1	1	0	0	0	0	0	0	0	0	2
21:15	0	0	1	0	0	0	0	0	0	0	0	0	0	1
21:30	0	0	0	0	0	0	0	0	0	0	0	0	0	0
21:45	0	0	0	0	0	0	0	0	0	0	0	0	0	0
22:00	0	0	1	0	0	0	0	0	0	0	0	0	0	1
22:15	1	0	0	0	1	0	0	0	0	0	0	0	0	2
22:30	0	1	0	0	0	0	0	0	0	0	0	0	0	1
22:45	0	0	0	0	0	0	0	0	0	0	0	0	0	0
23:00	0	0	0	0	0	0	0	0	0	0	0	0	0	0
23:15	0	0	0	1	0	0	0	0	0	0	0	0	0	1
23:30	0	0	0	0	0	0	0	0	0	0	0	0	0	0
23:45	0	0	0	0	0	0	0	0	0	0	0	0	0	0
<b>Totals</b>	<b>24</b>	<b>58</b>	<b>126</b>	<b>88</b>	<b>34</b>	<b>5</b>								<b>335</b>
% of Totals	7%	17%	38%	26%	10%	1%								100%

Directional Peak Periods	AM 7-9		NOON 12-2		PM 4-6		Off Peak Volumes	
All Classes	Volume	%	Volume	%	Volume	%	Volume	%
	36	11%	36	11%	69	21%	194	58%

Street Name	Direction	15th	50th	Average	85th	95th	ADT
SW 53rd St	East Bound	17	25	24	30	34	314
SW 53rd St	West Bound	17	23	23	29	33	335

**Summary**

Time	< 15	15 - 19	20 - 24	25 - 29	30 - 34	35 - 39	40 - 44	45 - 49	50 - 54	55 - 59	60 - 64	65 - 69	70 +	Total
00:00 AM	0	0	0	0	0	0	0	0	0	0	0	0	0	0
00:15	0	0	0	0	0	0	0	0	0	0	0	0	0	0
00:30	0	0	0	0	0	0	0	0	0	0	0	0	0	0
00:45	0	0	0	0	0	0	0	0	0	0	0	0	0	0
01:00	0	1	0	0	0	0	0	0	0	0	0	0	0	1
01:15	0	0	0	0	0	0	0	0	0	0	0	0	0	0
01:30	0	0	0	0	0	0	0	0	0	0	0	0	0	0
01:45	0	0	0	0	0	0	0	0	0	0	0	0	0	0
02:00	0	0	0	0	0	0	0	0	0	0	0	0	0	0
02:15	0	0	0	0	0	0	0	0	0	0	0	0	0	0
02:30	1	0	0	0	0	0	0	0	0	0	0	0	0	1
02:45	0	0	0	0	0	0	0	0	0	0	0	0	0	0
03:00	0	0	0	0	0	0	0	0	0	0	0	0	0	0
03:15	0	0	0	0	0	0	0	0	0	0	0	0	0	0
03:30	0	0	0	0	0	0	0	0	0	0	0	0	0	0
03:45	0	0	0	0	0	0	0	0	0	0	0	0	0	0
04:00	0	0	0	0	0	0	0	0	0	0	0	0	0	0
04:15	0	0	0	0	0	0	0	0	0	0	0	0	0	0
04:30	0	0	1	0	1	0	0	0	0	0	0	0	0	2
04:45	0	0	2	0	0	0	0	0	0	0	0	0	0	2
05:00	0	0	2	0	0	0	0	0	0	0	0	0	0	2
05:15	0	0	1	1	1	0	0	0	0	0	0	0	0	3
05:30	1	1	0	0	1	0	0	0	0	0	0	0	0	3
05:45	0	0	4	3	1	0	0	0	0	0	0	0	0	8
06:00	0	1	3	7	1	0	0	0	0	0	0	0	0	12
06:15	0	6	9	4	1	0	0	0	0	0	0	0	0	20
06:30	0	4	2	8	0	0	0	0	0	0	0	0	0	14
06:45	1	3	1	4	1	0	0	0	0	0	0	0	0	10
07:00	0	2	3	2	4	1	0	0	0	0	0	0	0	12
07:15	1	1	2	4	5	0	0	0	0	0	0	0	0	13
07:30	1	5	4	2	0	0	0	0	0	0	0	0	0	12
07:45	0	4	4	7	1	0	0	0	0	0	0	0	0	16
08:00	0	1	5	1	0	0	0	0	0	0	0	0	0	7
08:15	0	1	2	4	2	0	0	0	0	0	0	0	0	9
08:30	0	0	1	6	2	1	0	0	0	0	0	0	0	10
08:45	0	1	2	2	0	0	0	0	0	0	0	0	0	5
09:00	0	2	2	3	4	1	0	0	0	0	0	0	0	12
09:15	1	1	3	4	1	0	0	0	0	0	0	0	0	10
09:30	0	1	2	2	0	0	0	0	0	0	0	0	0	7
09:45	1	3	2	1	4	0	0	0	0	0	0	0	0	11
10:00	1	1	3	3	0	0	0	0	0	0	0	0	0	8
10:15	0	1	3	0	0	0	0	0	0	0	0	0	0	7
10:30	1	1	2	3	2	1	0	0	0	0	0	0	0	10
10:45	0	4	2	6	0	0	0	0	0	0	0	0	0	12
11:00	1	1	2	0	0	0	0	0	0	0	0	0	0	4
11:15	0	3	4	1	1	0	0	0	0	0	0	0	0	9
11:30	1	0	0	3	1	0	0	0	0	0	0	0	0	5
11:45	2	4	2	0	2	0	0	0	0	0	0	0	0	10
12:00 PM	0	1	5	1	7	0	0	0	0	0	0	0	0	14
12:15	0	2	0	1	1	0	0	0	0	0	0	0	0	4
12:30	0	0	3	1	1	0	0	0	0	0	0	0	0	5
12:45	3	0	2	0	1	0	0	0	0	0	0	0	0	6
13:00	2	0	4	7	0	0	0	0	0	0	0	0	0	13
13:15	1	2	1	4	1	1	0	0	0	0	0	0	0	10
13:30	0	0	2	1	0	0	0	0	0	0	0	0	0	4
13:45	3	2	8	8	1	1	0	0	0	0	0	0	0	23
14:00	0	4	4	4	0	0	0	0	0	0	0	0	0	12
14:15	1	2	3	5	1	0	0	0	0	0	0	0	0	12
14:30	1	2	3	3	2	1	0	0	0	0	0	0	0	12
14:45	1	1	1	4	1	2	0	0	0	0	0	0	0	10
15:00	3	1	4	2	1	1	0	0	0	0	0	0	0	12
15:15	1	2	3	3	1	0	0	0	0	0	0	0	0	10
15:30	0	0	8	6	1	0	0	0	0	0	0	0	0	15
15:45	2	3	4	2	1	0	0	0	0	0	0	0	0	12
16:00	3	1	5	3	3	0	0	0	0	0	0	0	0	15
16:15	0	3	6	8	0	0	0	0	0	0	0	0	0	17
16:30	1	3	7	2	2	0	0	0	0	0	0	0	0	15
16:45	0	0	5	2	2	0	0	0	0	0	0	0	0	9
17:00	0	1	5	4	1	0	0	0	0	0	0	0	0	11
17:15	2	1	8	3	2	0	0	0	0	0	0	0	0	16
17:30	0	5	4	3	1	0	0	0	0	0	0	0	0	13
17:45	2	2	2	8	1	0	0	0	0	0	0	0	0	15
18:00	1	2	4	3	0	0	0	0	0	0	0	0	0	10
18:15	0	0	2	2	1	0	0	0	0	0	0	0	0	5
18:30	0	2	6	2	0	0	0	0	0	0	0	0	0	10
18:45	2	0	5	1	0	0	0	0	0	0	0	0	0	8
19:00	1	1	1	3	0	0	0	0	0	0	0	0	0	6
19:15	0	2	3	2	0	0	0	0	0	0	0	0	0	7
19:30	1	2	1	2	0	0	0	0	0	0	0	0	0	6
19:45	0	2	4	1	1	0	0	0	0	0	0	0	0	8
20:00	0	1	3	0	0	0	0	0	0	0	0	0	0	4
20:15	0	0	2	0	0	0	0	0	0	0	0	0	0	2
20:30	1	1	2	0	0	0	0	0	0	0	0	0	0	5
20:45	0	0	2	4	0	0	0	0	0	0	0	0	0	6
21:00	0	1	1	1	1	0	0	0	0	0	0	0	0	4
21:15	1	0	1	0	0	0	0	0	0	0	0	0	0	2
21:30	0	0	1	1	0	0	0	0	0	0	0	0	0	2
21:45	0	0	2	0	0	0	0	0	0	0	0	0	0	2
22:00	0	0	2	0	0	0	0	0	0	0	0	0	0	2
22:15	1	0	1	1	1	0	0	0	0	0	0	0	0	4
22:30	0	1	0	0	0	0	0	0	0	0	0	0	0	1
22:45	0	1	0	0	0	0	0	0	0	0	0	0	0	1
23:00	0	0	0	0	0	0	0	0	0	0	0	0	0	0
23:15	0	0	0	0	0	0	0	0	0	0	0	0	0	0
23:30	0	0	0	0	0	0	0	0	0	0	0	0	0	0
23:45	0	0	0	0	0	0	0	0	0	0	0	0	0	0
<b>Totals</b>	<b>47</b>	<b>107</b>	<b>216</b>	<b>193</b>	<b>76</b>	<b>10</b>								<b>649</b>
<b>% of Totals</b>	<b>7%</b>	<b>16%</b>	<b>33%</b>	<b>30%</b>	<b>12%</b>	<b>2%</b>								<b>100%</b>

AM Volumes		PM Volumes		Directional Peak Periods	
11:00	11:00	34	34	AM 7-9	NOON 12-2
2%	2%	5%	5%	Volume 84	Volume 79
8%	8%	8%	8%	% 13%	% 12%
12%	12%	14%	14%		
15%	15%	16%	16%		
18%	18%	17%	17%		
23%	23%	6%	6%		
31%	31%	1%	1%		
38%	38%	0%	0%		
41%	41%	0%	0%		
46%	46%	0%	0%		
51%	51%	0%	0%		
56%	56%	0%	0%		
61%	61%	0%	0%		
66%	66%	0%	0%		
71%	71%	0%	0%		
76%	76%	0%	0%		
81%	81%	0%	0%		
86%	86%	0%	0%		
91%	91%	0%	0%		
96%	96%	0%	0%		
100%	100%	0%	0%		

Street Name	Direction	15th	50th	Average	85th	95th	ADT
SW 53rd St	Summary	17	24	24	30	34	649

# SPEED

SW 53rd St Bet. SW 102nd Ave & SW 101st Terrace

Day: Wednesday

Date: 5/17/2023

City: Cooper City

Project #: FL23\_140259\_020e

## East Bound

Time	< 15	15 - 19	20 - 24	25 - 29	30 - 34	35 - 39	40 - 44	45 - 49	50 - 54	55 - 59	60 - 64	65 - 69	70 +	Total
00:00 AM	0	0	0	0	0	0	0	0	0	0	0	0	0	0
01:00	0	0	0	0	0	0	0	0	0	0	0	0	0	0
02:00	0	0	1	0	0	0	0	0	0	0	0	0	0	1
03:00	0	0	0	0	0	0	0	0	0	0	0	0	0	0
04:00	0	0	1	0	0	0	0	0	0	0	0	0	0	1
05:00	0	1	3	4	2	0	0	0	0	0	0	0	0	10
06:00	1	8	6	14	2	0	0	0	0	0	0	0	0	31
07:00	1	7	6	9	7	1	0	0	0	0	0	0	0	31
08:00	0	2	4	8	2	1	0	0	0	0	0	0	0	17
09:00	2	2	6	6	5	0	0	0	0	0	0	0	0	21
10:00	0	4	5	7	0	0	0	0	0	0	0	0	0	16
11:00	3	3	4	2	2	0	0	0	0	0	0	0	0	14
12:00 PM	2	3	3	1	8	0	0	0	0	0	0	0	0	17
13:00	2	4	8	9	2	1	0	0	0	0	0	0	0	26
14:00	2	0	5	6	2	1	0	0	0	0	0	0	0	16
15:00	3	2	8	10	3	1	0	0	0	0	0	0	0	27
16:00	2	1	7	8	4	0	0	0	0	0	0	0	0	22
17:00	0	3	5	11	1	0	0	0	0	0	0	0	0	20
18:00	2	1	9	4	1	0	0	0	0	0	0	0	0	17
19:00	1	5	2	4	0	0	0	0	0	0	0	0	0	12
20:00	1	1	2	0	1	0	0	0	0	0	0	0	0	5
21:00	1	1	3	1	0	0	0	0	0	0	0	0	0	6
22:00	0	1	2	1	0	0	0	0	0	0	0	0	0	4
23:00	0	0	0	0	0	0	0	0	0	0	0	0	0	0
<b>Totals</b>	<b>23</b>	<b>49</b>	<b>90</b>	<b>105</b>	<b>42</b>	<b>5</b>								<b>314</b>
<b>% of Totals</b>	<b>7%</b>	<b>16%</b>	<b>29%</b>	<b>33%</b>	<b>13%</b>	<b>2%</b>								<b>100%</b>

<b>AM Volumes</b>	7	27	36	50	20	2	0	0	0	0	0	0	0	142
<b>% AM</b>	2%	9%	11%	16%	6%	1%								45%
<b>AM Peak Hour</b>	11:00	06:00	06:00	06:00	07:00	07:00								06:00
<b>Volume</b>	3	8	6	14	7	1								31
<b>PM Volumes</b>	16	22	54	55	22	3	0	0	0	0	0	0	0	172
<b>% PM</b>	5%	7%	17%	18%	7%	1%								55%
<b>PM Peak Hour</b>	15:00	19:00	18:00	17:00	12:00	13:00								15:00
<b>Volume</b>	3	5	9	11	8	1								27

Directional Peak Periods All Speeds	AM 7-9		NOON 12-2		PM 4-6		Off Peak Volumes	
	Volume	%	Volume	%	Volume	%	Volume	%
	48	↔ 15%	43	↔ 14%	42	↔ 13%	181	↔ 58%

Street Name	Direction	Percentiles					
		15th	50th	Average	85th	95th	ADT
SW 53rd St	East Bound	17	25	24	30	34	314
SW 53rd St	West Bound	17	23	23	29	33	335



# SPEED

SW 53rd St Bet. SW 102nd Ave & SW 101st Terrace

Day: Wednesday

Date: 5/17/2023

City: Cooper City

Project #: FL23\_140259\_020w

## West Bound

Time	< 15	15 - 19	20 - 24	25 - 29	30 - 34	35 - 39	40 - 44	45 - 49	50 - 54	55 - 59	60 - 64	65 - 69	70 +	Total
00:00 AM	0	0	0	0	0	0	0	0	0	0	0	0	0	0
01:00	0	1	0	0	0	0	0	0	0	0	0	0	0	1
02:00	1	0	0	0	0	0	0	0	0	0	0	0	0	1
03:00	0	0	0	0	0	0	0	0	0	0	0	0	0	0
04:00	0	0	2	0	1	0	0	0	0	0	0	0	0	3
05:00	1	0	4	0	1	0	0	0	0	0	0	0	0	6
06:00	0	6	9	9	1	0	0	0	0	0	0	0	0	25
07:00	1	5	7	6	3	0	0	0	0	0	0	0	0	22
08:00	0	1	6	5	2	0	0	0	0	0	0	0	0	14
09:00	0	5	3	4	6	1	0	0	0	0	0	0	0	19
10:00	2	3	5	8	2	1	0	0	0	0	0	0	0	21
11:00	1	5	4	2	2	0	0	0	0	0	0	0	0	14
12:00 PM	1	0	7	2	2	0	0	0	0	0	0	0	0	12
13:00	4	0	7	11	1	1	0	0	0	0	0	0	0	24
14:00	1	9	6	10	2	2	0	0	0	0	0	0	0	30
15:00	3	4	11	3	1	0	0	0	0	0	0	0	0	22
16:00	2	6	16	7	3	0	0	0	0	0	0	0	0	34
17:00	4	6	14	7	4	0	0	0	0	0	0	0	0	35
18:00	1	3	8	4	0	0	0	0	0	0	0	0	0	16
19:00	1	2	7	4	1	0	0	0	0	0	0	0	0	15
20:00	0	1	7	4	0	0	0	0	0	0	0	0	0	12
21:00	0	0	1	1	1	0	0	0	0	0	0	0	0	3
22:00	1	1	1	0	1	0	0	0	0	0	0	0	0	4
23:00	0	0	1	1	0	0	0	0	0	0	0	0	0	2
<b>Totals</b>	<b>24</b>	<b>58</b>	<b>126</b>	<b>88</b>	<b>34</b>	<b>5</b>								<b>335</b>
<b>% of Totals</b>	<b>7%</b>	<b>17%</b>	<b>38%</b>	<b>26%</b>	<b>10%</b>	<b>1%</b>								<b>100%</b>

<b>AM Volumes</b>	6	26	40	34	18	2	0	0	0	0	0	0	0	126
<b>% AM</b>	2%	8%	12%	10%	5%	1%								38%
<b>AM Peak Hour</b>	10:00	06:00	06:00	06:00	09:00	09:00								06:00
<b>Volume</b>	2	6	9	9	6	1								25
<b>PM Volumes</b>	18	32	86	54	16	3	0	0	0	0	0	0	0	209
<b>% PM</b>	5%	10%	26%	16%	5%	1%								62%
<b>PM Peak Hour</b>	13:00	14:00	16:00	13:00	17:00	14:00								17:00
<b>Volume</b>	4	9	16	11	4	2								35

Directional Peak Periods All Speeds	AM 7-9		NOON 12-2		PM 4-6		Off Peak Volumes	
	Volume	%	Volume	%	Volume	%	Volume	%
	36	↔ 11%	36	↔ 11%	69	↔ 21%	194	↔ 58%

Street Name	Direction	Percentiles					ADT
		15th	50th	Average	85th	95th	
SW 53rd St	East Bound	17	25	24	30	34	314
SW 53rd St	West Bound	17	23	23	29	33	335

# SPEED

SW 53rd St Bet. SW 102nd Ave & SW 101st Terrace

Day: Wednesday

Date: 5/17/2023

City: Cooper City

Project #: FL23\_140259\_020

## Summary

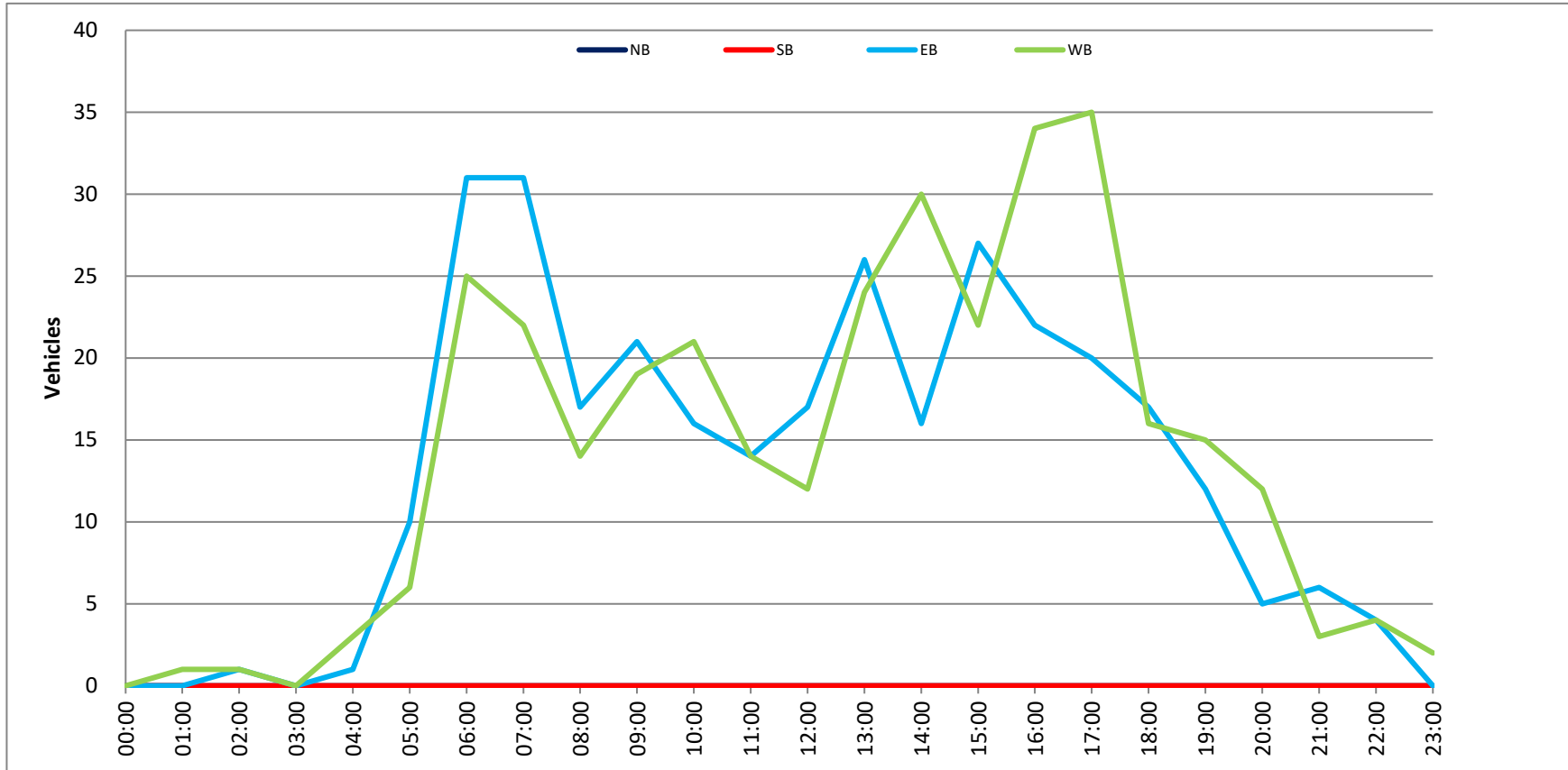
Time	< 15	15 - 19	20 - 24	25 - 29	30 - 34	35 - 39	40 - 44	45 - 49	50 - 54	55 - 59	60 - 64	65 - 69	70 +	Total
00:00 AM	0	0	0	0	0	0	0	0	0	0	0	0	0	0
01:00	0	1	0	0	0	0	0	0	0	0	0	0	0	1
02:00	1	0	1	0	0	0	0	0	0	0	0	0	0	2
03:00	0	0	0	0	0	0	0	0	0	0	0	0	0	0
04:00	0	0	3	0	1	0	0	0	0	0	0	0	0	4
05:00	1	1	7	4	3	0	0	0	0	0	0	0	0	16
06:00	1	14	15	23	3	0	0	0	0	0	0	0	0	56
07:00	2	12	13	15	10	1	0	0	0	0	0	0	0	53
08:00	0	3	10	13	4	1	0	0	0	0	0	0	0	31
09:00	2	7	9	10	11	1	0	0	0	0	0	0	0	40
10:00	2	7	10	15	2	1	0	0	0	0	0	0	0	37
11:00	4	8	8	4	4	0	0	0	0	0	0	0	0	28
12:00 PM	3	3	10	3	10	0	0	0	0	0	0	0	0	29
13:00	6	4	15	20	3	2	0	0	0	0	0	0	0	50
14:00	3	9	11	16	4	3	0	0	0	0	0	0	0	46
15:00	6	6	19	13	4	1	0	0	0	0	0	0	0	49
16:00	4	7	23	15	7	0	0	0	0	0	0	0	0	56
17:00	4	9	19	18	5	0	0	0	0	0	0	0	0	55
18:00	3	4	17	8	1	0	0	0	0	0	0	0	0	33
19:00	2	7	9	8	1	0	0	0	0	0	0	0	0	27
20:00	1	2	9	4	1	0	0	0	0	0	0	0	0	17
21:00	1	1	4	2	1	0	0	0	0	0	0	0	0	9
22:00	1	2	3	1	1	0	0	0	0	0	0	0	0	8
23:00	0	0	1	1	0	0	0	0	0	0	0	0	0	2
<b>Totals</b>	<b>47</b>	<b>107</b>	<b>216</b>	<b>193</b>	<b>76</b>	<b>10</b>								<b>649</b>
<b>% of Totals</b>	<b>7%</b>	<b>16%</b>	<b>33%</b>	<b>30%</b>	<b>12%</b>	<b>2%</b>								<b>100%</b>

<b>AM Volumes</b>	13	53	76	84	38	4	0	0	0	0	0	0	0	268
<b>% AM</b>	2%	8%	12%	13%	6%	1%								41%
<b>AM Peak Hour</b>	11:00	06:00	06:00	06:00	09:00	07:00								06:00
<b>Volume</b>	4	14	15	23	11	1								56
<b>PM Volumes</b>	34	54	140	109	38	6	0	0	0	0	0	0	0	381
<b>% PM</b>	5%	8%	22%	17%	6%	1%								59%
<b>PM Peak Hour</b>	13:00	14:00	16:00	13:00	12:00	14:00								16:00
<b>Volume</b>	6	9	23	20	10	3								56

Directional Peak Periods All Speeds	AM 7-9		NOON 12-2		PM 4-6		Off Peak Volumes	
	Volume	%	Volume	%	Volume	%	Volume	%
	84	↔ 13%	79	↔ 12%	111	↔ 17%	375	↔ 58%

Street Name	Direction	Percentiles					ADT
		15th	50th	Average	85th	95th	
SW 53rd St	Summary	17	24	24	30	34	649





Time	< 15	15 - 19	20 - 24	25 - 29	30 - 34	35 - 39	40 - 44	45 - 49	50 - 54	55 - 59	60 - 64	65 - 69	70 +	Total
00:00 AM	0	0	0	0	0	0	0	0	0	0	0	0	0	0
00:15	0	0	0	0	0	0	0	0	0	0	0	0	0	0
00:30	0	0	0	0	0	0	0	0	0	0	0	0	0	0
00:45	0	0	0	0	0	0	0	0	0	0	0	0	0	0
01:00	0	0	0	0	0	0	0	0	0	0	0	0	0	0
01:15	0	0	0	0	0	0	0	0	0	0	0	0	0	0
01:30	0	0	0	0	0	0	0	0	0	0	0	0	0	0
01:45	0	0	0	0	0	0	0	0	0	0	0	0	0	0
02:00	0	0	0	0	0	0	0	0	0	0	0	0	0	0
02:15	0	0	0	0	0	0	0	0	0	0	0	0	0	0
02:30	0	0	0	0	0	0	0	0	0	0	0	0	0	0
02:45	0	0	0	0	0	0	0	0	0	0	0	0	0	0
03:00	0	0	0	0	0	0	0	0	0	0	0	0	0	0
03:15	0	0	0	0	0	0	0	0	0	0	0	0	0	0
03:30	0	0	0	0	0	0	0	0	0	0	0	0	0	0
03:45	0	0	0	0	0	0	0	0	0	0	0	0	0	0
04:00	0	1	0	0	0	0	0	0	0	0	0	0	0	1
04:15	0	0	0	0	0	0	0	0	0	0	0	0	0	0
04:30	0	0	0	0	0	0	0	0	0	0	0	0	0	0
04:45	0	0	1	0	0	0	0	0	0	0	0	0	0	1
05:00	0	1	0	0	1	0	0	0	0	0	0	0	0	2
05:15	0	0	0	0	0	0	0	0	0	0	0	0	0	0
05:30	0	0	1	1	0	0	0	0	0	0	0	0	0	2
05:45	0	0	1	2	1	0	0	0	0	0	0	0	0	4
06:00	1	1	1	4	1	0	0	0	0	0	0	0	0	8
06:15	1	2	3	6	0	0	0	0	0	0	0	0	0	12
06:30	0	3	5	11	0	0	0	0	0	0	0	0	0	9
06:45	1	0	2	3	1	0	0	0	0	0	0	0	0	7
07:00	2	2	0	4	1	0	1	0	0	0	0	0	0	10
07:15	0	1	0	6	2	0	0	0	0	0	0	0	0	9
07:30	0	0	4	3	0	1	0	0	0	0	0	0	0	8
07:45	0	1	5	2	0	0	0	0	0	0	0	0	0	8
08:00	0	0	0	0	1	0	0	0	0	0	0	0	0	1
08:15	0	3	1	3	0	0	0	0	0	0	0	0	0	7
08:30	0	2	3	4	1	0	0	0	0	0	0	0	0	10
08:45	0	0	1	2	2	0	0	0	0	0	0	0	0	5
09:00	0	0	0	2	1	0	0	0	0	0	0	0	0	3
09:15	0	0	3	1	0	0	0	0	0	0	0	0	0	3
09:30	0	0	2	0	0	0	0	0	0	0	0	0	0	2
09:45	0	1	5	0	0	0	0	0	0	0	0	0	0	6
10:00	0	1	2	0	0	0	0	0	0	0	0	0	0	3
10:15	0	1	1	1	0	0	0	0	0	0	0	0	0	3
10:30	0	0	1	1	0	0	0	0	0	0	0	0	0	2
10:45	0	0	0	0	0	0	0	0	0	0	0	0	0	0
11:00	0	2	3	2	0	0	0	0	0	0	0	0	0	7
11:15	1	1	2	2	0	0	0	0	0	0	0	0	0	6
11:30	0	3	1	2	0	0	0	0	0	0	0	0	0	6
11:45	0	1	0	1	0	0	0	0	0	0	0	0	0	2
12:00 PM	0	0	0	0	0	0	0	0	0	0	0	0	0	0
12:15	0	0	0	1	2	0	0	0	0	0	0	0	0	3
12:30	1	0	0	0	0	0	0	0	0	0	0	0	0	1
12:45	1	1	1	2	0	0	0	0	0	0	0	0	0	5
13:00	0	1	2	3	1	0	0	0	0	0	0	0	0	7
13:15	2	3	3	1	0	0	0	0	0	0	0	0	0	9
13:30	1	2	3	3	1	0	0	0	0	0	0	0	0	7
13:45	0	2	3	2	0	0	0	0	0	0	0	0	0	7
14:00	2	1	0	2	1	0	0	0	0	0	0	0	0	6
14:15	0	0	1	1	0	0	0	0	0	0	0	0	0	2
14:30	1	2	3	0	1	0	0	0	0	0	0	0	0	7
14:45	0	2	2	0	2	0	0	0	0	0	0	0	0	6
15:00	0	0	0	2	1	1	0	0	0	0	0	0	0	4
15:15	0	1	1	1	0	0	0	0	0	0	0	0	0	3
15:30	2	2	3	0	1	1	0	0	0	0	0	0	0	9
15:45	0	0	3	3	2	0	0	0	0	0	0	0	0	8
16:00	0	1	1	4	0	0	0	0	0	0	0	0	0	6
16:15	0	0	1	1	0	0	0	0	0	0	0	0	0	2
16:30	1	0	1	0	0	0	0	0	0	0	0	0	0	2
16:45	0	2	2	2	0	1	0	0	0	0	0	0	0	7
17:00	2	0	1	4	0	0	0	0	0	0	0	0	0	7
17:15	1	4	1	0	0	0	0	0	0	0	0	0	0	6
17:30	0	2	2	1	0	0	0	0	0	0	0	0	0	5
17:45	0	0	3	1	0	0	0	0	0	0	0	0	0	4
18:00	0	0	1	1	0	0	0	0	0	0	0	0	0	2
18:15	0	6	1	2	0	0	0	0	0	0	0	0	0	9
18:30	0	3	4	1	0	0	0	0	0	0	0	0	0	8
18:45	1	0	3	1	0	0	0	0	0	0	0	0	0	5
19:00	3	2	2	1	2	0	0	0	0	0	0	0	0	8
19:15	1	1	0	2	0	0	0	0	0	0	0	0	0	4
19:30	0	1	0	1	0	0	0	0	0	0	0	0	0	2
19:45	0	0	0	1	0	0	0	0	0	0	0	0	0	1
20:00	1	0	2	0	0	0	0	0	0	0	0	0	0	3
20:15	0	0	1	0	0	0	0	0	0	0	0	0	0	1
20:30	1	0	0	0	0	0	0	0	0	0	0	0	0	1
20:45	1	0	0	0	0	0	0	0	0	0	0	0	0	1
21:00	0	0	1	0	0	0	0	0	0	0	0	0	0	1
21:15	0	0	1	0	0	0	0	0	0	0	0	0	0	1
21:30	0	0	0	1	0	0	0	0	0	0	0	0	0	1
21:45	0	0	3	1	0	0	0	0	0	0	0	0	0	4
22:00	1	0	0	0	0	0	0	0	0	0	0	0	0	1
22:15	0	0	0	0	0	0	0	0	0	0	0	0	0	0
22:30	0	0	0	0	0	0	0	0	0	0	0	0	0	0
22:45	0	0	0	0	0	1	0	0	0	0	0	0	0	1
23:00	0	0	0	0	0	0	0	0	0	0	0	0	0	0
23:15	0	0	0	0	0	0	0	0	0	0	0	0	0	0
23:30	0	0	0	1	0	0	0	0	0	0	0	0	0	1
23:45	0	0	0	0	0	0	0	0	0	0	0	0	0	0
<b>Totals</b>	<b>29</b>	<b>66</b>	<b>99</b>	<b>103</b>	<b>24</b>	<b>4</b>	<b>1</b>							<b>326</b>
% of Totals	9%	20%	30%	32%	7%	1%	0%							100%

Directional Peak Periods	AM 7-9		NOON 12-2		PM 4-6		Off Peak Volumes	
All Classes	Volume	%	Volume	%	Volume	%	Volume	%
	58	18%	39	12%	39	12%	190	58%

Street Name	Direction	Percentiles					
		15th	50th	Average	85th	95th	ADT
SW 53rd St	East Bound	17	23	23	29	33	326
SW 53rd St	West Bound	17	23	23	29	32	349

Time	< 15	15 - 19	20 - 24	25 - 29	30 - 34	35 - 39	40 - 44	45 - 49	50 - 54	55 - 59	60 - 64	65 - 69	70 +	Total
00:00 AM	0	0	0	0	0	0	0	0	0	0	0	0	0	0
00:15	0	0	0	0	0	0	0	0	0	0	0	0	0	0
00:30	0	0	0	0	0	0	0	0	0	0	0	0	0	0
00:45	0	0	0	0	0	0	0	0	0	0	0	0	0	0
01:00	0	0	0	0	0	0	0	0	0	0	0	0	0	0
01:15	0	0	0	0	0	0	0	0	0	0	0	0	0	0
01:30	0	0	0	0	0	0	0	0	0	0	0	0	0	0
01:45	0	0	0	0	0	0	0	0	0	0	0	0	0	0
02:00	0	0	0	0	0	0	0	0	0	0	0	0	0	0
02:15	0	0	0	0	0	0	0	0	0	0	0	0	0	0
02:30	0	0	0	0	0	0	0	0	0	0	0	0	0	0
02:45	0	0	0	0	0	0	0	0	0	0	0	0	0	0
03:00	0	0	0	0	0	0	0	0	0	0	0	0	0	0
03:15	0	0	0	0	0	0	0	0	0	0	0	0	0	0
03:30	0	0	0	0	0	0	0	0	0	0	0	0	0	0
03:45	0	0	0	0	0	0	0	0	0	0	0	0	0	0
04:00	0	0	0	0	0	0	0	0	0	0	0	0	0	0
04:15	0	0	2	1	0	0	0	0	0	0	0	0	0	3
04:30	0	0	1	0	0	0	0	0	0	0	0	0	0	1
04:45	0	0	0	0	0	0	0	0	0	0	0	0	0	0
05:00	0	0	0	0	0	0	0	0	0	0	0	0	0	0
05:15	0	0	3	1	0	0	0	0	0	0	0	0	0	4
05:30	0	0	0	0	0	0	0	0	0	0	0	0	0	0
05:45	1	0	1	0	0	0	0	0	0	0	0	0	0	2
06:00	0	1	1	2	1	0	0	0	0	0	0	0	0	5
06:15	0	1	5	3	0	0	0	0	0	0	0	0	0	9
06:30	0	2	3	2	2	0	0	0	0	0	0	0	0	7
06:45	0	2	2	2	2	1	0	0	0	0	0	0	0	7
07:00	0	1	3	3	0	0	0	0	0	0	0	0	0	7
07:15	0	0	1	2	1	0	0	0	0	0	0	0	0	4
07:30	0	0	4	0	0	0	0	0	0	0	0	0	0	4
07:45	0	2	2	2	0	0	0	0	0	0	0	0	0	6
08:00	0	0	2	2	2	1	0	0	0	0	0	0	0	5
08:15	0	0	1	2	0	0	0	0	0	0	0	0	0	3
08:30	0	0	2	0	0	0	0	0	0	0	0	0	0	2
08:45	0	1	0	0	0	0	0	0	0	0	0	0	0	1
09:00	1	0	3	1	0	0	0	0	0	0	0	0	0	5
09:15	1	2	3	1	0	0	0	0	0	0	0	0	0	6
09:30	1	0	1	0	0	0	0	0	0	0	0	0	0	3
09:45	1	0	0	2	1	0	0	0	0	0	0	0	0	4
10:00	1	2	0	2	0	0	0	0	0	0	0	0	0	5
10:15	0	2	1	2	0	0	0	0	0	0	0	0	0	5
10:30	0	0	0	1	2	1	0	0	0	0	0	0	0	4
10:45	0	0	0	2	0	0	0	0	0	0	0	0	0	2
11:00	0	0	2	2	0	0	0	0	0	0	0	0	0	4
11:15	0	1	1	1	0	0	0	0	0	0	0	0	0	3
11:30	1	0	2	3	0	0	0	0	0	0	0	0	0	6
11:45	0	0	1	1	0	0	0	0	0	0	0	0	0	2
12:00 PM	1	1	2	2	0	0	0	0	0	0	0	0	0	6
12:15	0	2	2	0	1	0	0	0	0	0	0	0	0	5
12:30	0	0	2	1	0	0	0	0	0	0	0	0	0	3
12:45	0	0	2	0	0	0	0	0	0	0	0	0	0	2
13:00	0	0	2	0	1	0	0	0	0	0	0	0	0	3
13:15	1	1	2	3	1	0	0	0	0	0	0	0	0	8
13:30	2	2	3	1	0	0	0	0	0	0	0	0	0	6
13:45	0	5	4	2	1	0	0	0	1	0	0	0	0	13
14:00	1	4	4	1	0	0	0	0	0	0	0	0	0	10
14:15	0	0	0	1	2	0	0	0	0	0	0	0	0	3
14:30	1	1	0	3	0	0	0	0	0	0	0	0	0	5
14:45	1	1	3	2	0	0	0	0	0	0	0	0	0	7
15:00	0	1	1	2	2	1	0	0	0	0	0	0	0	5
15:15	1	0	2	2	1	1	0	0	0	0	0	0	0	7
15:30	0	1	3	2	0	0	0	0	0	0	0	0	0	6
15:45	2	1	0	4	0	0	0	0	0	0	0	0	0	7
16:00	1	2	4	2	1	0	0	0	0	0	0	0	0	10
16:15	1	0	1	0	1	2	0	0	0	0	0	0	0	4
16:30	1	2	2	3	1	0	0	0	0	0	0	0	0	9
16:45	2	2	5	0	0	0	0	0	0	0	0	0	0	9
17:00	0	2	6	1	1	0	0	0	0	0	0	0	0	10
17:15	1	1	4	4	0	0	0	0	0	0	0	0	0	10
17:30	0	1	6	2	0	0	0	0	0	0	0	0	0	9
17:45	1	2	4	1	0	0	0	0	0	0	0	0	0	5
18:00	1	1	3	1	1	0	0	0	0	0	0	0	0	7
18:15	2	8	3	1	0	0	0	0	0	0	0	0	0	14
18:30	0	1	2	1	0	0	0	0	0	0	0	0	0	4
18:45	0	2	0	1	0	0	0	0	0	0	0	0	0	3
19:00	1	0	4	4	2	0	0	0	0	0	0	0	0	7
19:15	0	1	0	0	0	0	0	0	0	0	0	0	0	2
19:30	1	2	2	0	0	0	0	0	0	0	0	0	0	5
19:45	0	2	0	0	0	0	0	0	0	0	0	0	0	4
20:00	2	0	2	1	0	1	0	0	0	0	0	0	0	6
20:15	0	1	0	1	0	0	0	0	0	0	0	0	0	2
20:30	0	0	0	0	0	0	0	0	0	0	0	0	0	0
20:45	0	0	1	1	0	0	0	0	0	0	0	0	0	2
21:00	0	0	1	1	0	0	0	0	0	0	0	0	0	2
21:15	0	0	2	0	0	0	0	0	0	0	0	0	0	2
21:30	0	0	0	0	0	0	0	0	0	0	0	0	0	0
21:45	0	0	0	0	0	0	0	0	0	0	0	0	0	0
22:00	0	2	0	0	1	0	0	0	0	0	0	0	0	3
22:15	0	0	1	0	0	0	0	0	0	0	0	0	0	1
22:30	0	0	0	0	0	0	0	0	0	0	0	0	0	0
22:45	0	1	1	0	0	0	0	0	0	0	0	0	0	2
23:00	0	0	0	1	0	0	0	0	0	0	0	0	0	1
23:15	0	0	0	0	0	0	0	0	0	0	0	0	0	0
23:30	0	0	0	1	0	0	0	0	0	0	0	0	0	1
23:45	0	0	0	0	0	0	0	0	0	0	0	0	0	0
Totals	31	70	128	94	22	3			1					349
% of Totals	9%	20%	37%	27%	6%	1%			0%					100%

Directional Peak Periods	AM 7-9		NOON 12-2		PM 4-6		Off Peak Volumes	
All Classes	Volume	%	Volume	%	Volume	%	Volume	%
	32	9%	46	13%	66	19%	205	59%

Street Name	Direction	15th	50th	Average	85th	95th	ADT
SW 53rd St	East Bound	17	23	23	29	33	326
SW 53rd St	West Bound	17	23	23	29	32	349

Summary

Table with columns: Time, < 15, 15 - 19, 20 - 24, 25 - 29, 30 - 34, 35 - 39, 40 - 44, 45 - 49, 50 - 54, 55 - 59, 60 - 64, 65 - 69, 70 +, Total. Rows include time intervals from 00:00 AM to 23:45.

Summary statistics table including AM Volumes, PM Volumes, and Directional Peak Periods (AM 7-9, NOON 12-2, PM 4-6, Off Peak Volumes).

Table with columns: Street Name, Direction, 15th, 50th, Average, 85th, 95th, ADT. Row for SW 53rd St.

# SPEED

SW 53rd St Bet. SW 102nd Ave & SW 101st Terrace

Day: Thursday  
Date: 5/18/2023

City: Cooper City  
Project #: FL23\_140259\_020e

**East Bound**

Time	< 15	15 - 19	20 - 24	25 - 29	30 - 34	35 - 39	40 - 44	45 - 49	50 - 54	55 - 59	60 - 64	65 - 69	70 +	Total
00:00 AM	0	0	0	0	0	0	0	0	0	0	0	0	0	0
01:00	0	0	0	0	0	0	0	0	0	0	0	0	0	0
02:00	0	0	0	0	0	0	0	0	0	0	0	0	0	0
03:00	0	0	0	1	0	0	0	0	0	0	0	0	0	1
04:00	0	1	1	0	0	0	0	0	0	0	0	0	0	2
05:00	0	1	2	3	2	0	0	0	0	0	0	0	0	8
06:00	3	6	11	14	2	0	0	0	0	0	0	0	0	36
07:00	2	4	9	15	3	1	1	0	0	0	0	0	0	35
08:00	0	5	5	9	4	0	0	0	0	0	0	0	0	23
09:00	0	1	6	5	2	0	0	0	0	0	0	0	0	14
10:00	0	2	4	5	0	0	0	0	0	0	0	0	0	11
11:00	1	7	6	7	0	0	0	0	0	0	0	0	0	21
12:00 PM	2	1	1	3	2	0	0	0	0	0	0	0	0	9
13:00	3	8	11	7	1	0	0	0	0	0	0	0	0	30
14:00	3	5	6	3	4	0	0	0	0	0	0	0	0	21
15:00	2	3	9	5	4	1	0	0	0	0	0	0	0	24
16:00	1	3	5	7	0	1	0	0	0	0	0	0	0	17
17:00	3	6	7	6	0	0	0	0	0	0	0	0	0	22
18:00	1	9	9	5	0	0	0	0	0	0	0	0	0	24
19:00	4	4	1	6	0	0	0	0	0	0	0	0	0	15
20:00	3	0	3	0	0	0	0	0	0	0	0	0	0	6
21:00	0	0	3	1	0	0	0	0	0	0	0	0	0	4
22:00	1	0	0	0	0	1	0	0	0	0	0	0	0	2
23:00	0	0	0	1	0	0	0	0	0	0	0	0	0	1
<b>Totals</b>	<b>29</b>	<b>66</b>	<b>99</b>	<b>103</b>	<b>24</b>	<b>4</b>	<b>1</b>							<b>326</b>
<b>% of Totals</b>	<b>9%</b>	<b>20%</b>	<b>30%</b>	<b>32%</b>	<b>7%</b>	<b>1%</b>	<b>0%</b>							<b>100%</b>

<b>AM Volumes</b>	6	27	44	59	13	1	1	0	0	0	0	0	0	151
<b>% AM</b>	2%	8%	13%	18%	4%	0%	0%							46%
<b>AM Peak Hour</b>	06:00	11:00	06:00	07:00	08:00	07:00	07:00							06:00
<b>Volume</b>	3	7	11	15	4	1	1							36
<b>PM Volumes</b>	23	39	55	44	11	3	0	0	0	0	0	0	0	175
<b>% PM</b>	7%	12%	17%	13%	3%	1%								54%
<b>PM Peak Hour</b>	19:00	18:00	13:00	13:00	14:00	15:00								13:00
<b>Volume</b>	4	9	11	7	4	1								30

Directional Peak Periods All Speeds	AM 7-9		NOON 12-2		PM 4-6		Off Peak Volumes	
	Volume	%	Volume	%	Volume	%	Volume	%
	58	18%	39	12%	39	12%	190	58%

Street Name	Direction	Percentiles					ADT
		15th	50th	Average	85th	95th	
SW 53rd St	East Bound	17	23	23	29	33	326
SW 53rd St	West Bound	17	23	23	29	32	349



# SPEED

SW 53rd St Bet. SW 102nd Ave & SW 101st Terrace

Day: Thursday  
Date: 5/18/2023

City: Cooper City  
Project #: FL23\_140259\_020w

## West Bound

Time	< 15	15 - 19	20 - 24	25 - 29	30 - 34	35 - 39	40 - 44	45 - 49	50 - 54	55 - 59	60 - 64	65 - 69	70 +	Total
00:00 AM	0	0	0	0	0	0	0	0	0	0	0	0	0	0
01:00	0	0	0	0	0	0	0	0	0	0	0	0	0	0
02:00	0	0	0	0	0	0	0	0	0	0	0	0	0	0
03:00	0	0	0	0	0	0	0	0	0	0	0	0	0	0
04:00	0	0	3	1	0	0	0	0	0	0	0	0	0	4
05:00	1	0	2	0	0	0	0	0	0	0	0	0	0	3
06:00	0	6	10	8	4	0	0	0	0	0	0	0	0	28
07:00	0	3	10	7	1	0	0	0	0	0	0	0	0	21
08:00	0	1	5	4	1	0	0	0	0	0	0	0	0	11
09:00	4	2	5	4	1	0	0	0	0	0	0	0	0	16
10:00	1	4	3	10	2	1	0	0	0	0	0	0	0	21
11:00	1	1	6	7	0	0	0	0	0	0	0	0	0	15
12:00 PM	1	3	8	3	1	0	0	0	0	0	0	0	0	16
13:00	3	8	9	6	3	0	0	0	1	0	0	0	0	30
14:00	3	6	7	7	2	0	0	0	0	0	0	0	0	25
15:00	3	3	6	10	2	1	0	0	0	0	0	0	0	25
16:00	5	6	12	7	2	0	0	0	0	0	0	0	0	32
17:00	2	6	17	8	1	0	0	0	0	0	0	0	0	34
18:00	3	12	8	4	1	0	0	0	0	0	0	0	0	28
19:00	2	5	9	2	0	0	0	0	0	0	0	0	0	18
20:00	2	1	3	3	0	1	0	0	0	0	0	0	0	10
21:00	0	0	3	1	0	0	0	0	0	0	0	0	0	4
22:00	0	3	2	0	1	0	0	0	0	0	0	0	0	6
23:00	0	0	0	2	0	0	0	0	0	0	0	0	0	2
<b>Totals</b>	<b>31</b>	<b>70</b>	<b>128</b>	<b>94</b>	<b>22</b>	<b>3</b>			<b>1</b>					<b>349</b>
% of Totals	9%	20%	37%	27%	6%	1%			0%					100%

AM Volumes	7	17	44	41	9	1	0	0	0	0	0	0	0	119
% AM	2%	5%	13%	12%	3%	0%								34%
AM Peak Hour	09:00	06:00	06:00	10:00	06:00	10:00								06:00
Volume	4	6	10	10	4	1								28
PM Volumes	24	53	84	53	13	2	0	0	1	0	0	0	0	230
% PM	7%	15%	24%	15%	4%	1%			0%					66%
PM Peak Hour	16:00	18:00	17:00	15:00	13:00	15:00			13:00					17:00
Volume	5	12	17	10	3	1			1					34

Directional Peak Periods All Speeds	AM 7-9		NOON 12-2		PM 4-6		Off Peak Volumes	
	Volume	%	Volume	%	Volume	%	Volume	%
	32	↔ 9%	46	↔ 13%	66	↔ 19%	205	↔ 59%

Street Name	Direction	Percentiles					ADT
		15th	50th	Average	85th	95th	
SW 53rd St	East Bound	17	23	23	29	33	326
SW 53rd St	West Bound	17	23	23	29	32	349

# SPEED

SW 53rd St Bet. SW 102nd Ave & SW 101st Terrace

Day: Thursday  
Date: 5/18/2023

City: Cooper City  
Project #: FL23\_140259\_020

## Summary

Time	< 15	15 - 19	20 - 24	25 - 29	30 - 34	35 - 39	40 - 44	45 - 49	50 - 54	55 - 59	60 - 64	65 - 69	70 +	Total
00:00 AM	0	0	0	0	0	0	0	0	0	0	0	0	0	0
01:00	0	0	0	0	0	0	0	0	0	0	0	0	0	0
02:00	0	0	0	0	0	0	0	0	0	0	0	0	0	0
03:00	0	0	0	1	0	0	0	0	0	0	0	0	0	1
04:00	0	1	4	1	0	0	0	0	0	0	0	0	0	6
05:00	1	1	4	3	2	0	0	0	0	0	0	0	0	11
06:00	3	12	21	22	6	0	0	0	0	0	0	0	0	64
07:00	2	7	19	22	4	1	1	0	0	0	0	0	0	56
08:00	0	6	10	13	5	0	0	0	0	0	0	0	0	34
09:00	4	3	11	9	3	0	0	0	0	0	0	0	0	30
10:00	1	6	7	15	2	1	0	0	0	0	0	0	0	32
11:00	2	8	12	14	0	0	0	0	0	0	0	0	0	36
12:00 PM	3	4	9	6	3	0	0	0	0	0	0	0	0	25
13:00	6	16	20	13	4	0	0	0	1	0	0	0	0	60
14:00	6	11	13	10	6	0	0	0	0	0	0	0	0	46
15:00	5	6	15	15	6	2	0	0	0	0	0	0	0	49
16:00	6	9	17	14	2	1	0	0	0	0	0	0	0	49
17:00	5	12	24	14	1	0	0	0	0	0	0	0	0	56
18:00	4	21	17	9	1	0	0	0	0	0	0	0	0	52
19:00	6	9	10	8	0	0	0	0	0	0	0	0	0	33
20:00	5	1	6	3	0	1	0	0	0	0	0	0	0	16
21:00	0	0	6	2	0	0	0	0	0	0	0	0	0	8
22:00	1	3	2	0	1	1	0	0	0	0	0	0	0	8
23:00	0	0	0	3	0	0	0	0	0	0	0	0	0	3
<b>Totals</b>	<b>60</b>	<b>136</b>	<b>227</b>	<b>197</b>	<b>46</b>	<b>7</b>	<b>1</b>		<b>1</b>					<b>675</b>
<b>% of Totals</b>	<b>9%</b>	<b>20%</b>	<b>34%</b>	<b>29%</b>	<b>7%</b>	<b>1%</b>	<b>0%</b>		<b>0%</b>					<b>100%</b>

<b>AM Volumes</b>	13	44	88	100	22	2	1	0	0	0	0	0	0	270
<b>% AM</b>	2%	7%	13%	15%	3%	0%	0%							40%
<b>AM Peak Hour</b>	09:00	06:00	06:00	06:00	06:00	07:00	07:00							06:00
<b>Volume</b>	4	12	21	22	6	1	1							64
<b>PM Volumes</b>	47	92	139	97	24	5	0	0	1	0	0	0	0	405
<b>% PM</b>	7%	14%	21%	14%	4%	1%			0%					60%
<b>PM Peak Hour</b>	13:00	18:00	17:00	15:00	14:00	15:00			13:00					13:00
<b>Volume</b>	6	21	24	15	6	2			1					60

Directional Peak Periods All Speeds	AM 7-9		NOON 12-2		PM 4-6		Off Peak Volumes	
	Volume	%	Volume	%	Volume	%	Volume	%
	90	↔ 13%	85	↔ 13%	105	↔ 16%	395	↔ 59%

Street Name	Direction	Percentiles					ADT
		15th	50th	Average	85th	95th	
SW 53rd St	Summary	17	23	23	29	32	675

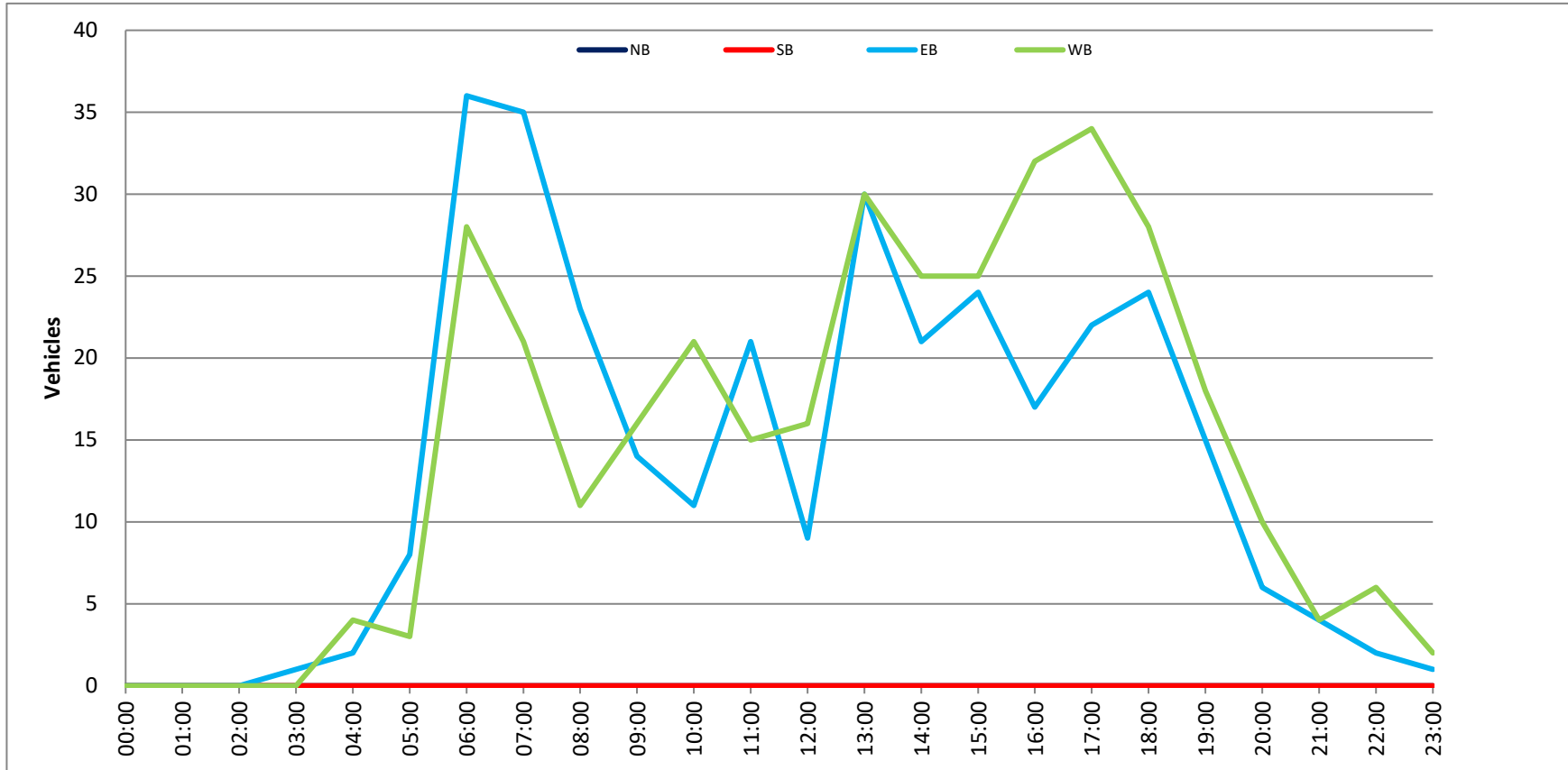
**VOLUME**

SW 53rd St Bet. SW 102nd Ave & SW 101st Terrace

Day: Thursday  
Date: 5/18/2023

City: Cooper City  
Project #: FL23\_140259\_020

DAILY TOTALS										NB		SB		TOTAL		EB		WB		TOTAL		
										0		0				376		349		675		
AM Period	NB	SB	EB	WB	TOTAL	PMI Period	NB	SB	EB	WB	TOTAL	NB	SB	EB	WB	TOTAL	NB	SB	EB	WB	TOTAL	
00:00	0	0	0	0	0	12:00	0	0	0	0	0	0	0	0	0	0	0	0	0	0	0	6
00:15	0	0	0	0	0	12:15	0	0	3	5	8	0	0	3	5	8	0	0	3	5	8	8
00:30	0	0	0	0	0	12:30	0	0	1	3	4	0	0	1	3	4	0	0	1	3	4	4
00:45	0	0	0	0	0	12:45	0	0	5	9	14	0	0	5	9	14	0	0	5	9	14	7
01:00	0	0	0	0	0	13:00	0	0	7	7	14	0	0	7	7	14	0	0	7	7	14	10
01:15	0	0	0	0	0	13:15	0	0	9	8	17	0	0	9	8	17	0	0	9	8	17	17
01:30	0	0	0	0	0	13:30	0	0	7	6	13	0	0	7	6	13	0	0	7	6	13	13
01:45	0	0	0	0	0	13:45	0	0	7	30	30	0	0	7	30	30	0	0	7	30	30	20
02:00	0	0	0	0	0	14:00	0	0	6	10	16	0	0	6	10	16	0	0	6	10	16	16
02:15	0	0	0	0	0	14:15	0	0	2	3	5	0	0	2	3	5	0	0	2	3	5	5
02:30	0	0	0	0	0	14:30	0	0	7	5	12	0	0	7	5	12	0	0	7	5	12	12
02:45	0	0	0	0	0	14:45	0	0	6	21	27	0	0	6	21	27	0	0	6	21	27	13
03:00	0	0	0	0	0	15:00	0	0	4	5	9	0	0	4	5	9	0	0	4	5	9	9
03:15	0	0	0	0	0	15:15	0	0	3	7	10	0	0	3	7	10	0	0	3	7	10	10
03:30	0	0	0	0	0	15:30	0	0	9	6	15	0	0	9	6	15	0	0	9	6	15	15
03:45	0	0	1	0	1	15:45	0	0	8	24	25	0	0	8	24	25	0	0	8	24	25	15
04:00	0	0	1	0	1	16:00	0	0	6	10	16	0	0	6	10	16	0	0	6	10	16	16
04:15	0	0	0	3	3	16:15	0	0	2	4	6	0	0	2	4	6	0	0	2	4	6	6
04:30	0	0	0	1	1	16:30	0	0	2	9	11	0	0	2	9	11	0	0	2	9	11	11
04:45	0	0	1	0	1	16:45	0	0	7	17	24	0	0	7	17	24	0	0	7	17	24	16
05:00	0	0	2	0	2	17:00	0	0	7	10	17	0	0	7	10	17	0	0	7	10	17	17
05:15	0	0	0	1	1	17:15	0	0	6	10	16	0	0	6	10	16	0	0	6	10	16	16
05:30	0	0	2	0	2	17:30	0	0	5	9	14	0	0	5	9	14	0	0	5	9	14	14
05:45	0	0	4	2	6	17:45	0	0	4	22	26	0	0	4	22	26	0	0	4	22	26	14
06:00	0	0	8	2	10	18:00	0	0	1	5	6	0	0	1	5	6	0	0	1	5	6	56
06:15	0	0	12	5	17	18:15	0	0	2	7	9	0	0	2	7	9	0	0	2	7	9	9
06:30	0	0	9	7	16	18:30	0	0	8	14	22	0	0	8	14	22	0	0	8	14	22	23
06:45	0	0	7	7	14	18:45	0	0	5	24	29	0	0	5	24	29	0	0	5	24	29	12
07:00	0	0	10	7	17	19:00	0	0	8	7	15	0	0	8	7	15	0	0	8	7	15	8
07:15	0	0	9	4	13	19:15	0	0	4	2	6	0	0	4	2	6	0	0	4	2	6	6
07:30	0	0	8	4	12	19:30	0	0	2	5	7	0	0	2	5	7	0	0	2	5	7	7
07:45	0	0	8	6	14	19:45	0	0	1	15	16	0	0	1	15	16	0	0	1	15	16	5
08:00	0	0	1	5	6	20:00	0	0	3	6	9	0	0	3	6	9	0	0	3	6	9	9
08:15	0	0	7	3	10	20:15	0	0	1	2	3	0	0	1	2	3	0	0	1	2	3	3
08:30	0	0	10	2	12	20:30	0	0	1	0	1	0	0	1	0	1	0	0	1	0	1	1
08:45	0	0	5	23	28	20:45	0	0	1	6	7	0	0	1	6	7	0	0	1	6	7	3
09:00	0	0	3	5	8	21:00	0	0	1	2	3	0	0	1	2	3	0	0	1	2	3	3
09:15	0	0	3	4	7	21:15	0	0	1	1	2	0	0	1	1	2	0	0	1	1	2	3
09:30	0	0	2	3	5	21:30	0	0	1	0	1	0	0	1	0	1	0	0	1	0	1	1
09:45	0	0	6	14	20	21:45	0	0	1	4	5	0	0	1	4	5	0	0	1	4	5	1
10:00	0	0	3	5	8	22:00	0	0	0	0	0	0	0	0	0	0	0	0	0	0	0	4
10:15	0	0	3	5	8	22:15	0	0	0	0	0	0	0	0	0	0	0	0	0	0	0	1
10:30	0	0	2	4	6	22:30	0	0	0	0	0	0	0	0	0	0	0	0	0	0	0	1
10:45	0	0	3	7	10	22:45	0	0	1	2	3	0	0	1	2	3	0	0	1	2	3	3
11:00	0	0	7	4	11	23:00	0	0	0	0	0	0	0	0	0	0	0	0	0	0	0	1
11:15	0	0	6	3	9	23:15	0	0	0	0	0	0	0	0	0	0	0	0	0	0	0	1
11:30	0	0	6	6	12	23:30	0	0	1	1	2	0	0	1	1	2	0	0	1	1	2	2
11:45	0	0	2	2	4	23:45	0	0	0	0	0	0	0	0	0	0	0	0	0	0	0	3
TOTALS	151				119	270	TOTALS				175				230	405	TOTALS				60.0%	
SPLIT %	55.9%				44.1%	40.0%	SPLIT %				43.2%				56.8%	60.0%						
<b>DAILY TOTALS</b>										NB		SB		TOTAL		EB		WB		TOTAL		
										0		0		376		349		675				
AM Peak Hour	06:15				06:15	06:15	PMI Peak Hour	13:00				16:30	13:15									
AM Pk Volume	38				30	68	PM Pk Volume	30				38	66									
Pk Hr Factor	0.792				0.833	0.810	Pk Hr Factor	0.833				0.950	0.825									
7 - 9 Volume	0				0	32	4 - 6 Volume	0				0	39	105								
7 - 9 Peak Hour	07:00				07:00	07:00	4 - 6 Peak Hour	16:45				16:30	16:45									
7 - 9 Pk Volume	0				0	35	4 - 6 Pk Volume	0				0	25	63								
Pk Hr Factor	0.995				0.990	0.875	Pk Hr Factor	0.990				0.995	0.950	0.926								



North Bound														
Time	< 15	15 - 19	20 - 24	25 - 29	30 - 34	35 - 39	40 - 44	45 - 49	50 - 54	55 - 59	60 - 64	65 - 69	70 +	Total
00:00 AM	0	0	0	0	0	0	0	0	0	0	0	0	0	0
00:15	0	0	0	0	0	0	0	0	0	0	0	0	0	0
00:30	0	0	0	0	0	0	0	0	0	0	0	0	0	0
00:45	0	0	0	0	0	0	0	0	0	0	0	0	0	0
01:00	0	0	0	0	0	0	0	0	0	0	0	0	0	0
01:15	0	0	0	0	0	0	0	0	0	0	0	0	0	0
01:30	0	0	1	0	0	0	0	0	0	0	0	0	0	1
01:45	0	0	0	0	0	0	0	0	0	0	0	0	0	0
02:00	0	0	0	0	0	0	0	0	0	0	0	0	0	0
02:15	0	0	0	0	1	0	0	0	0	0	0	0	0	1
02:30	0	0	0	0	0	0	0	0	0	0	0	0	0	0
02:45	0	0	1	0	0	0	0	0	0	0	0	0	0	1
03:00	0	0	0	0	0	0	0	0	0	0	0	0	0	0
03:15	0	0	0	0	0	0	0	0	0	0	0	0	0	0
03:30	0	0	0	0	0	0	0	0	0	0	0	0	0	0
03:45	1	0	0	0	0	0	0	0	0	0	0	0	0	1
04:00	0	0	0	0	0	0	0	0	0	0	0	0	0	0
04:15	0	0	0	0	0	0	0	0	0	0	0	0	0	0
04:30	0	0	0	0	0	0	0	0	0	0	0	0	0	0
04:45	0	1	0	0	0	0	0	0	0	0	0	0	0	1
05:00	0	0	0	0	0	0	0	0	0	0	0	0	0	0
05:15	0	0	0	0	0	0	0	0	0	0	0	0	0	0
05:30	0	0	0	0	0	0	0	0	0	0	0	0	0	0
05:45	0	0	0	0	0	0	0	0	0	0	0	0	0	0
06:00	0	0	0	0	0	0	0	0	0	0	0	0	0	0
06:15	0	0	1	0	0	0	0	0	0	0	0	0	0	1
06:30	0	0	0	0	0	0	0	0	0	0	0	0	0	0
06:45	0	0	1	0	0	0	0	0	0	0	0	0	0	1
07:00	0	0	0	1	0	0	0	0	0	0	0	0	0	1
07:15	0	0	1	0	0	0	0	0	0	0	0	0	0	1
07:30	0	0	0	0	0	0	0	0	0	0	0	0	0	0
07:45	0	0	0	0	1	0	0	0	0	0	0	0	0	1
08:00	0	0	0	0	1	1	0	0	0	0	0	0	0	2
08:15	1	0	0	0	1	0	0	0	0	0	0	0	0	1
08:30	0	0	0	0	0	0	0	0	0	0	0	0	0	0
08:45	0	0	1	0	0	0	0	0	0	0	0	0	0	1
09:00	0	1	0	0	0	0	0	0	0	0	0	0	0	1
09:15	0	0	0	0	0	0	0	0	0	0	0	0	0	0
09:30	0	0	0	0	0	0	0	0	0	0	0	0	0	0
09:45	0	0	2	0	0	0	0	0	0	0	0	0	0	2
10:00	0	0	2	0	0	0	0	0	0	0	0	0	0	2
10:15	0	0	0	0	0	0	0	0	0	0	0	0	0	0
10:30	0	1	0	0	0	0	0	0	0	0	0	0	0	1
10:45	2	0	0	0	0	0	0	0	0	0	0	0	0	2
11:00	0	0	0	0	0	0	0	0	0	0	0	0	0	0
11:15	0	0	3	1	0	0	0	0	0	0	0	0	0	4
11:30	0	0	1	0	0	0	0	0	0	0	0	0	0	1
11:45	0	0	2	0	0	0	0	0	0	0	0	0	0	2
12:00 PM	1	1	0	0	0	0	0	0	0	0	0	0	0	2
12:15	0	0	0	0	0	0	0	0	0	0	0	0	0	0
12:30	0	0	1	0	0	0	0	0	0	0	0	0	0	1
12:45	1	0	0	0	0	0	0	0	0	0	0	0	0	1
13:00	1	2	0	0	0	0	0	0	0	0	0	0	0	3
13:15	1	0	2	2	0	0	0	0	0	0	0	0	0	5
13:30	0	0	0	0	0	0	0	0	0	0	0	0	0	0
13:45	1	0	2	0	0	0	0	0	0	0	0	0	0	3
14:00	0	2	2	0	0	0	0	0	0	0	0	0	0	4
14:15	0	0	0	1	0	0	0	0	0	0	0	0	0	1
14:30	0	0	0	0	0	0	0	0	0	0	0	0	0	0
14:45	0	0	0	0	0	0	0	0	0	0	0	0	0	0
15:00	0	0	3	1	0	0	0	0	0	0	0	0	0	4
15:15	0	3	0	1	0	0	0	0	0	0	0	0	0	4
15:30	0	0	0	2	0	0	0	0	0	0	0	0	0	2
15:45	0	0	0	0	0	0	0	0	0	0	0	0	0	0
16:00	1	0	2	0	1	0	0	0	0	0	0	0	0	4
16:15	0	1	0	1	0	0	0	0	0	0	0	0	0	2
16:30	0	1	0	0	0	0	0	0	0	0	0	0	0	1
16:45	0	0	0	0	0	0	0	0	0	0	0	0	0	0
17:00	0	0	1	0	0	0	0	0	0	0	0	0	0	1
17:15	0	0	0	2	0	0	0	0	0	0	0	0	0	2
17:30	0	0	1	1	0	0	0	0	0	0	0	0	0	2
17:45	0	1	2	0	0	0	0	0	0	0	0	0	0	3
18:00	0	0	0	0	0	0	0	0	0	0	0	0	0	0
18:15	0	1	0	1	0	0	0	0	0	0	0	0	0	2
18:30	0	0	0	0	0	0	0	0	0	0	0	0	0	0
18:45	1	0	0	1	0	0	0	0	0	0	0	0	0	2
19:00	0	0	0	0	0	0	0	0	0	0	0	0	0	0
19:15	0	0	0	0	0	0	0	0	0	0	0	0	0	0
19:30	0	0	0	0	0	0	0	0	0	0	0	0	0	0
19:45	0	0	0	0	0	0	0	0	0	0	0	0	0	0
20:00	0	0	0	0	0	0	0	0	0	0	0	0	0	0
20:15	0	0	0	0	0	0	0	0	0	0	0	0	0	0
20:30	0	0	0	0	0	0	0	0	0	0	0	0	0	0
20:45	0	0	0	0	0	0	0	0	0	0	0	0	0	0
21:00	0	0	0	0	0	0	0	0	0	0	0	0	0	0
21:15	0	0	1	0	0	0	0	0	0	0	0	0	0	1
21:30	0	1	0	0	0	0	0	0	0	0	0	0	0	1
21:45	0	0	0	0	0	0	0	0	0	0	0	0	0	0
22:00	0	2	0	0	1	0	0	0	0	0	0	0	0	3
22:15	0	0	0	0	0	0	0	0	0	0	0	0	0	0
22:30	0	0	0	0	0	0	0	0	0	0	0	0	0	0
22:45	0	0	0	0	0	0	0	0	0	0	0	0	0	0
23:00	0	0	0	0	0	0	0	0	0	0	0	0	0	0
23:15	0	1	0	0	0	0	0	0	0	0	0	0	0	1
23:30	1	0	0	0	0	0	0	0	0	0	0	0	0	1
23:45	0	0	1	1	0	0	0	0	0	0	0	0	0	2
<b>Totals</b>	<b>12</b>	<b>19</b>	<b>30</b>	<b>19</b>	<b>4</b>									<b>88</b>
% of Totals	14%	23%	36%	23%	5%									100%

AM Volumes		% AM		AM Peak Hour		PM Volumes		% PM		PM Peak Hour	
4	3	14	5	2	0	0	0	0	0	0	0
5%	4%	17%	6%	2%							
10:00	04:00	09:15	11:00	01:30							
2	1	4	1	1							
8	10	10	14	1	0	0	0	0	0	0	0
10%	19%	19%	17%	2%							
12:30	14:30	13:15	15:45								
1	1	1	1								

Street Name	Direction	Percentiles					ADT
		15th	50th	Average	85th	95th	
SW 101st Ave	North Bound	15	22	21	28	30	84
SW 101st Ave	South Bound	14	22	22	29	33	87

Time	< 15	15 - 19	20 - 24	25 - 29	30 - 34	35 - 39	40 - 44	45 - 49	50 - 54	55 - 59	60 - 64	65 - 69	70 +	Total
00:00 AM	0	0	0	0	0	0	0	0	0	0	0	0	0	0
00:15	0	0	0	0	0	0	0	0	0	0	0	0	0	0
00:30	0	0	0	0	0	0	0	0	0	0	0	0	0	0
00:45	0	0	0	0	0	0	0	0	0	0	0	0	0	0
01:00	0	0	0	0	0	0	0	0	0	0	0	0	0	0
01:15	1	0	0	0	0	0	0	0	0	0	0	0	0	1
01:30	0	0	0	0	0	0	0	0	0	0	0	0	0	0
01:45	0	0	0	0	0	0	0	0	0	0	0	0	0	0
02:00	0	0	0	0	0	0	0	0	0	0	0	0	0	0
02:15	0	0	0	0	0	0	0	0	0	0	0	0	0	0
02:30	0	0	0	0	0	0	0	0	0	0	0	0	0	0
02:45	0	0	1	0	0	0	0	0	0	0	0	0	0	1
03:00	0	0	0	0	0	0	0	0	0	0	0	0	0	0
03:15	0	0	0	0	0	0	0	0	0	0	0	0	0	0
03:30	0	0	0	0	0	0	0	0	0	0	0	0	0	0
03:45	0	0	0	0	0	0	0	0	0	0	0	0	0	0
04:00	0	0	0	0	0	0	0	0	0	0	0	0	0	0
04:15	0	0	0	0	0	0	0	0	0	0	0	0	0	0
04:30	0	0	0	0	0	0	0	0	0	0	0	0	0	0
04:45	0	0	0	0	0	0	0	0	0	0	0	0	0	0
05:00	0	0	0	0	0	0	0	0	0	0	0	0	0	0
05:15	0	0	0	0	0	0	0	0	0	0	0	0	0	0
05:30	0	1	0	0	0	0	0	0	0	0	0	0	0	1
05:45	0	0	0	0	0	0	0	0	0	0	0	0	0	0
06:00	0	0	0	0	0	0	0	0	0	0	0	0	0	0
06:15	0	0	0	0	0	0	0	0	0	0	0	0	0	0
06:30	0	0	1	0	0	0	0	0	0	0	0	0	0	1
06:45	0	0	0	0	0	0	0	0	0	0	0	0	0	0
07:00	0	0	0	1	0	0	0	0	0	0	0	0	0	1
07:15	0	0	0	2	0	0	0	0	0	0	0	0	0	2
07:30	1	0	1	0	0	0	0	0	0	0	0	0	0	2
07:45	0	1	2	0	0	0	0	0	0	0	0	0	0	2
08:00	0	2	0	0	0	0	0	0	0	0	0	0	0	2
08:15	0	1	0	1	0	0	0	0	0	0	0	0	0	2
08:30	0	0	0	0	0	0	0	0	0	0	0	0	0	0
08:45	0	0	0	0	0	0	0	0	0	0	0	0	0	0
09:00	0	1	0	0	0	0	0	0	0	0	0	0	0	1
09:15	0	0	0	0	0	0	0	0	0	0	0	0	0	0
09:30	0	0	0	0	0	0	0	0	0	0	0	0	0	0
09:45	0	0	0	1	0	0	0	0	0	0	0	0	0	1
10:00	0	0	0	1	0	0	0	0	0	0	0	0	0	1
10:15	0	0	1	0	0	0	0	0	0	0	0	0	0	1
10:30	0	0	1	0	0	0	0	0	0	0	0	0	0	1
10:45	0	0	1	0	0	0	0	0	0	0	0	0	0	2
11:00	1	1	0	0	0	0	0	0	0	0	0	0	0	2
11:15	0	1	0	0	0	0	0	0	0	0	0	0	0	1
11:30	0	1	0	0	0	0	0	0	0	0	0	0	0	1
11:45	0	1	1	0	0	0	0	0	0	0	0	0	0	2
12:00 PM	0	0	0	0	0	0	0	0	0	0	0	0	0	0
12:15	0	0	0	0	0	0	0	0	0	0	0	0	0	0
12:30	1	1	0	2	0	0	0	0	0	0	0	0	0	4
12:45	1	0	1	0	0	0	0	0	0	0	0	0	0	2
13:00	2	0	0	0	0	0	0	0	0	0	0	0	0	2
13:15	1	0	0	0	0	0	0	0	0	0	0	0	0	1
13:30	1	0	0	0	0	0	0	0	0	0	0	0	0	1
13:45	0	0	1	0	0	0	0	0	0	0	0	0	0	1
14:00	1	0	2	0	0	0	0	0	0	0	0	0	0	3
14:15	0	0	1	0	0	0	0	0	0	0	0	0	0	1
14:30	1	0	0	0	2	0	0	0	0	0	0	0	0	3
14:45	0	0	1	0	0	0	0	0	0	0	0	0	0	1
15:00	0	1	0	0	0	0	0	0	0	0	0	0	0	2
15:15	1	0	1	0	0	0	0	0	0	0	0	0	0	2
15:30	1	1	0	0	1	0	0	0	0	0	0	0	0	3
15:45	0	1	0	0	0	0	0	0	0	0	0	0	0	1
16:00	0	0	0	0	0	0	0	0	0	0	0	0	0	0
16:15	0	2	0	0	1	0	0	0	0	0	0	0	0	3
16:30	0	1	0	0	1	0	0	0	0	0	0	0	0	2
16:45	0	0	0	1	0	0	0	0	0	0	0	0	0	1
17:00	0	0	0	2	0	0	0	0	0	0	0	0	0	2
17:15	0	0	0	1	1	0	0	0	0	0	0	0	0	2
17:30	1	0	0	0	2	0	0	0	0	0	0	0	0	3
17:45	0	0	0	0	0	0	0	0	0	0	0	0	0	0
18:00	0	0	0	0	0	0	0	0	0	0	0	0	0	0
18:15	0	0	0	0	0	1	0	0	0	0	0	0	0	1
18:30	0	1	2	1	0	0	0	0	0	0	0	0	0	4
18:45	0	0	1	0	0	0	0	0	0	0	0	0	0	1
19:00	0	0	1	0	0	0	0	0	0	0	0	0	0	1
19:15	0	0	0	0	0	0	0	0	0	0	0	0	0	0
19:30	0	1	0	1	0	0	0	0	0	0	0	0	0	2
19:45	0	0	0	0	0	0	0	0	0	0	0	0	0	0
20:00	0	1	0	1	0	0	0	0	0	0	0	0	0	2
20:15	0	1	0	0	0	0	0	0	0	0	0	0	0	1
20:30	0	0	0	0	0	0	0	0	0	0	0	0	0	0
20:45	0	0	0	0	0	0	0	0	0	0	0	0	0	0
21:00	0	0	0	0	0	0	0	0	0	0	0	0	0	0
21:15	0	0	1	0	0	0	0	0	0	0	0	0	0	1
21:30	0	0	1	0	0	0	0	0	0	0	0	0	0	1
21:45	0	0	0	0	1	0	0	0	0	0	0	0	0	1
22:00	0	0	0	0	0	1	0	0	0	0	0	0	0	1
22:15	0	1	0	0	0	1	0	0	0	0	0	0	0	1
22:30	0	0	1	0	0	0	0	0	0	0	0	0	0	1
22:45	0	0	0	0	0	0	0	0	0	0	0	0	0	0
23:00	0	0	0	0	0	0	0	0	0	0	0	0	0	0
23:15	0	0	0	0	0	0	0	0	0	0	0	0	0	0
23:30	0	0	0	0	0	0	0	0	0	0	0	0	0	0
23:45	0	0	0	0	0	0	0	0	0	0	0	0	0	0
<b>Totals</b>	<b>14</b>	<b>21</b>	<b>24</b>	<b>18</b>	<b>9</b>	<b>1</b>								<b>87</b>
<b>% of Totals</b>	<b>16%</b>	<b>24%</b>	<b>28%</b>	<b>21%</b>	<b>10%</b>	<b>1%</b>								<b>100%</b>

AM Volumes	3	9	9	7	1	0	0	0	0	0	0	0	0	29
% AM	3%	10%	10%	8%	1%									33%
AM Peak Hour	06:30	07:30	10:00	06:30	05:45									07:30
Volume	1	4	1	1	1									3
PM Volumes	11	12	13	11	9	1	0	0	0	0	0	0	0	58
% PM	13%	14%	17%	13%	9%	1%								67%
PM Peak Hour	12:30	15:30	13:30	16:15	17:30									12:30
Volume	4	4	4	4	1									9
<b>Directional Peak Periods</b>		<b>AM 7-9</b>			<b>NOON 12-2</b>			<b>PM 4-6</b>			<b>Off Peak Volumes</b>			
<b>All Classes</b>	Volume	%	Volume	%	Volume	%	Volume	%	Volume	%	Volume	%		
	11	13%	11	13%	13	15%	52	60%						

Street Name	Direction	Percentiles					
		15th	50th	Average	85th	95th	ADT
SW 101st Ave	North Bound	15	22	21	28	30	84
SW 101st Ave	South Bound	14	22	22	29	33	87

Summary

Time	< 15	15 - 19	20 - 24	25 - 29	30 - 34	35 - 39	40 - 44	45 - 49	50 - 54	55 - 59	60 - 64	65 - 69	70 +	Total
00:00 AM	0	0	0	0	0	0	0	0	0	0	0	0	0	0
00:15	0	0	0	0	0	0	0	0	0	0	0	0	0	0
00:30	0	0	0	0	0	0	0	0	0	0	0	0	0	0
00:45	0	0	0	0	0	0	0	0	0	0	0	0	0	0
01:00	0	0	0	0	0	0	0	0	0	0	0	0	0	0
01:15	1	0	0	0	0	0	0	0	0	0	0	0	0	1
01:30	0	0	1	0	0	0	0	0	0	0	0	0	0	1
01:45	0	0	0	0	0	0	0	0	0	0	0	0	0	0
02:00	0	0	0	0	0	0	0	0	0	0	0	0	0	0
02:15	0	0	0	0	1	0	0	0	0	0	0	0	0	1
02:30	0	0	0	0	0	0	0	0	0	0	0	0	0	0
02:45	0	0	2	0	0	0	0	0	0	0	0	0	0	2
03:00	0	0	0	0	0	0	0	0	0	0	0	0	0	0
03:15	0	0	0	0	0	0	0	0	0	0	0	0	0	0
03:30	0	0	0	0	0	0	0	0	0	0	0	0	0	0
03:45	1	0	0	0	0	0	0	0	0	0	0	0	0	1
04:00	0	0	0	0	0	0	0	0	0	0	0	0	0	0
04:15	0	0	0	0	0	0	0	0	0	0	0	0	0	0
04:30	0	0	0	0	0	0	0	0	0	0	0	0	0	0
04:45	0	1	0	0	0	0	0	0	0	0	0	0	0	1
05:00	0	0	0	0	0	0	0	0	0	0	0	0	0	0
05:15	0	0	0	0	0	0	0	0	0	0	0	0	0	0
05:30	0	1	0	0	0	0	0	0	0	0	0	0	0	1
05:45	0	0	0	0	0	0	0	0	0	0	0	0	0	0
06:00	0	0	0	0	0	0	0	0	0	0	0	0	0	0
06:15	0	0	1	0	0	0	0	0	0	0	0	0	0	1
06:30	0	0	1	0	1	0	0	0	0	0	0	0	0	2
06:45	0	0	1	0	0	0	0	0	0	0	0	0	0	1
07:00	0	0	0	2	0	0	0	0	0	0	0	0	0	2
07:15	0	0	1	2	0	0	0	0	0	0	0	0	0	3
07:30	1	0	1	0	0	0	0	0	0	0	0	0	0	2
07:45	0	1	2	0	0	0	0	0	0	0	0	0	0	2
08:00	0	2	0	1	1	0	0	0	0	0	0	0	0	4
08:15	1	1	0	1	0	0	0	0	0	0	0	0	0	3
08:30	0	0	0	0	0	0	0	0	0	0	0	0	0	0
08:45	0	0	1	0	0	0	0	0	0	0	0	0	0	1
09:00	0	2	0	0	0	0	0	0	0	0	0	0	0	2
09:15	0	0	0	0	0	0	0	0	0	0	0	0	0	0
09:30	0	0	0	0	0	0	0	0	0	0	0	0	0	0
09:45	0	0	2	1	0	0	0	0	0	0	0	0	0	3
10:00	0	0	2	1	0	0	0	0	0	0	0	0	0	3
10:15	0	0	1	0	0	0	0	0	0	0	0	0	0	1
10:30	0	1	1	0	0	0	0	0	0	0	0	0	0	2
10:45	2	0	0	1	1	0	0	0	0	0	0	0	0	4
11:00	1	1	0	0	0	0	0	0	0	0	0	0	0	2
11:15	0	0	4	1	0	0	0	0	0	0	0	0	0	5
11:30	0	1	1	0	0	0	0	0	0	0	0	0	0	2
11:45	0	1	3	2	0	0	0	0	0	0	0	0	0	4
12:00 PM	1	1	0	0	0	0	0	0	0	0	0	0	0	2
12:15	1	0	0	0	0	0	0	0	0	0	0	0	0	1
12:30	1	1	1	2	0	0	0	0	0	0	0	0	0	5
12:45	2	0	1	0	0	0	0	0	0	0	0	0	0	3
13:00	3	2	0	0	0	0	0	0	0	0	0	0	0	5
13:15	2	0	2	2	0	0	0	0	0	0	0	0	0	6
13:30	1	0	0	1	0	0	0	0	0	0	0	0	0	2
13:45	1	0	3	0	0	0	0	0	0	0	0	0	0	4
14:00	1	2	4	0	0	0	0	0	0	0	0	0	0	7
14:15	0	0	1	1	0	0	0	0	0	0	0	0	0	2
14:30	1	0	0	0	2	0	0	0	0	0	0	0	0	3
14:45	0	0	1	0	0	0	0	0	0	0	0	0	0	1
15:00	0	1	2	0	0	0	0	0	0	0	0	0	0	3
15:15	1	3	1	1	0	0	0	0	0	0	0	0	0	6
15:30	1	1	0	2	1	0	0	0	0	0	0	0	0	5
15:45	0	1	0	0	0	0	0	0	0	0	0	0	0	1
16:00	1	0	2	0	1	0	0	0	0	0	0	0	0	4
16:15	0	2	0	0	2	0	0	0	0	0	0	0	0	5
16:30	0	2	0	0	1	0	0	0	0	0	0	0	0	3
16:45	0	0	0	1	0	0	0	0	0	0	0	0	0	1
17:00	0	0	1	2	0	0	0	0	0	0	0	0	0	3
17:15	0	0	0	3	1	0	0	0	0	0	0	0	0	4
17:30	1	0	1	1	2	0	0	0	0	0	0	0	0	5
17:45	0	1	2	0	0	0	0	0	0	0	0	0	0	3
18:00	0	0	0	0	0	0	0	0	0	0	0	0	0	0
18:15	0	1	0	1	0	1	0	0	0	0	0	0	0	3
18:30	0	1	2	1	0	0	0	0	0	0	0	0	0	4
18:45	1	0	1	1	0	0	0	0	0	0	0	0	0	3
19:00	0	0	1	0	0	0	0	0	0	0	0	0	0	1
19:15	0	0	0	0	0	0	0	0	0	0	0	0	0	0
19:30	0	1	0	1	0	0	0	0	0	0	0	0	0	2
19:45	0	0	0	0	0	0	0	0	0	0	0	0	0	0
20:00	0	1	0	1	0	0	0	0	0	0	0	0	0	2
20:15	0	1	0	0	0	0	0	0	0	0	0	0	0	1
20:30	0	0	0	0	0	0	0	0	0	0	0	0	0	0
20:45	0	0	0	0	0	0	0	0	0	0	0	0	0	0
21:00	0	0	0	0	0	0	0	0	0	0	0	0	0	0
21:15	0	0	2	0	0	0	0	0	0	0	0	0	0	2
21:30	0	1	1	0	0	0	0	0	0	0	0	0	0	2
21:45	0	0	0	0	1	0	0	0	0	0	0	0	0	1
22:00	0	2	0	0	2	0	0	0	0	0	0	0	0	4
22:15	0	1	0	0	0	0	0	0	0	0	0	0	0	1
22:30	0	0	1	0	0	0	0	0	0	0	0	0	0	1
22:45	0	0	0	0	0	0	0	0	0	0	0	0	0	0
23:00	0	0	0	0	0	0	0	0	0	0	0	0	0	0
23:15	0	1	0	0	0	0	0	0	0	0	0	0	0	1
23:30	1	0	0	0	0	0	0	0	0	0	0	0	0	1
23:45	0	0	1	0	0	0	0	0	0	0	0	0	0	1
<b>Totals</b>	<b>26</b>	<b>40</b>	<b>54</b>	<b>37</b>	<b>13</b>	<b>1</b>								<b>171</b>
<b>% of Totals</b>	<b>15%</b>	<b>23%</b>	<b>32%</b>	<b>22%</b>	<b>8%</b>	<b>1%</b>								<b>100%</b>

Directional Peak Periods	AM 7-9			NOON 12-2			PM 4-6			Off Peak Volumes	
All Classes	Volume	%	ADT	Volume	%	ADT	Volume	%	ADT	Volume	%
	17	10%	171	27	16%	171	28	16%	171	99	58%

Street Name	Direction	15th	50th	Average	85th	95th	ADT
SW 101st Ave	Summary	15	22	21	28	32	171

# SPEED

SW 101st Ave Bet. SW 52nd St & SW 53rd St

Day: Tuesday  
Date: 6/6/2023

City: Cooper City  
Project #: FL23\_140259\_021n

## North Bound

Time	< 15	15 - 19	20 - 24	25 - 29	30 - 34	35 - 39	40 - 44	45 - 49	50 - 54	55 - 59	60 - 64	65 - 69	70 +	Total
00:00 AM	0	0	0	0	0	0	0	0	0	0	0	0	0	0
01:00	0	0	1	0	0	0	0	0	0	0	0	0	0	1
02:00	0	0	1	0	1	0	0	0	0	0	0	0	0	2
03:00	1	0	0	0	0	0	0	0	0	0	0	0	0	1
04:00	0	1	0	0	0	0	0	0	0	0	0	0	0	1
05:00	0	0	0	0	0	0	0	0	0	0	0	0	0	0
06:00	0	0	2	0	0	0	0	0	0	0	0	0	0	2
07:00	0	0	1	1	0	0	0	0	0	0	0	0	0	2
08:00	1	0	1	1	1	0	0	0	0	0	0	0	0	4
09:00	0	1	2	0	0	0	0	0	0	0	0	0	0	3
10:00	2	1	2	0	0	0	0	0	0	0	0	0	0	5
11:00	0	0	4	3	0	0	0	0	0	0	0	0	0	7
12:00 PM	2	1	1	0	0	0	0	0	0	0	0	0	0	4
13:00	3	2	4	3	0	0	0	0	0	0	0	0	0	12
14:00	0	2	2	1	0	0	0	0	0	0	0	0	0	5
15:00	0	3	1	3	0	0	0	0	0	0	0	0	0	7
16:00	1	2	2	1	1	0	0	0	0	0	0	0	0	7
17:00	0	1	4	3	0	0	0	0	0	0	0	0	0	8
18:00	1	1	0	2	0	0	0	0	0	0	0	0	0	4
19:00	0	0	0	0	0	0	0	0	0	0	0	0	0	0
20:00	0	0	0	0	0	0	0	0	0	0	0	0	0	0
21:00	0	1	1	0	0	0	0	0	0	0	0	0	0	2
22:00	0	2	0	0	1	0	0	0	0	0	0	0	0	3
23:00	1	1	1	1	0	0	0	0	0	0	0	0	0	4
<b>Totals</b>	<b>12</b>	<b>19</b>	<b>30</b>	<b>19</b>	<b>4</b>									<b>84</b>
<b>% of Totals</b>	<b>14%</b>	<b>23%</b>	<b>36%</b>	<b>23%</b>	<b>5%</b>									<b>100%</b>

<b>AM Volumes</b>	4	3	14	5	2	0	0	0	0	0	0	0	0	28
<b>% AM</b>	5%	4%	17%	6%	2%									33%
<b>AM Peak Hour</b>	10:00	04:00	11:00	11:00	02:00									11:00
<b>Volume</b>	2	1	4	3	1									7
<b>PM Volumes</b>	8	16	16	14	2	0	0	0	0	0	0	0	0	56
<b>% PM</b>	10%	19%	19%	17%	2%									67%
<b>PM Peak Hour</b>	13:00	15:00	13:00	13:00	16:00									13:00
<b>Volume</b>	3	3	4	3	1									12

Directional Peak Periods All Speeds	AM 7-9		NOON 12-2		PM 4-6		Off Peak Volumes	
	Volume	%	Volume	%	Volume	%	Volume	%
	6	7%	16	19%	15	18%	47	56%

Street Name	Direction	Percentiles					ADT
		15th	50th	Average	85th	95th	
SW 101st Ave	North Bound	15	22	21	28	30	84
SW 101st Ave	South Bound	14	22	22	29	33	87



# SPEED

SW 101st Ave Bet. SW 52nd St & SW 53rd St

Day: Tuesday  
Date: 6/6/2023

City: Cooper City  
Project #: FL23\_140259\_021s

**South Bound**

Time	< 15	15 - 19	20 - 24	25 - 29	30 - 34	35 - 39	40 - 44	45 - 49	50 - 54	55 - 59	60 - 64	65 - 69	70 +	Total
00:00 AM	0	0	0	0	0	0	0	0	0	0	0	0	0	0
01:00	1	0	0	0	0	0	0	0	0	0	0	0	0	1
02:00	0	0	1	0	0	0	0	0	0	0	0	0	0	1
03:00	0	0	0	0	0	0	0	0	0	0	0	0	0	0
04:00	0	0	0	0	0	0	0	0	0	0	0	0	0	0
05:00	0	1	0	0	0	0	0	0	0	0	0	0	0	1
06:00	0	0	1	0	1	0	0	0	0	0	0	0	0	2
07:00	1	1	2	3	0	0	0	0	0	0	0	0	0	7
08:00	0	3	0	1	0	0	0	0	0	0	0	0	0	4
09:00	0	1	0	1	0	0	0	0	0	0	0	0	0	2
10:00	0	0	3	2	0	0	0	0	0	0	0	0	0	5
11:00	1	3	2	0	0	0	0	0	0	0	0	0	0	6
12:00 PM	2	1	1	2	0	0	0	0	0	0	0	0	0	6
13:00	4	0	1	0	0	0	0	0	0	0	0	0	0	5
14:00	2	0	4	0	2	0	0	0	0	0	0	0	0	8
15:00	2	3	2	0	1	0	0	0	0	0	0	0	0	8
16:00	0	3	0	2	1	0	0	0	0	0	0	0	0	6
17:00	1	0	0	3	3	0	0	0	0	0	0	0	0	7
18:00	0	1	3	1	0	1	0	0	0	0	0	0	0	6
19:00	0	1	1	1	0	0	0	0	0	0	0	0	0	3
20:00	0	2	0	1	0	0	0	0	0	0	0	0	0	3
21:00	0	0	2	1	0	0	0	0	0	0	0	0	0	3
22:00	0	1	1	0	1	0	0	0	0	0	0	0	0	3
23:00	0	0	0	0	0	0	0	0	0	0	0	0	0	0
<b>Totals</b>	<b>14</b>	<b>21</b>	<b>24</b>	<b>18</b>	<b>9</b>	<b>1</b>								<b>87</b>
<b>% of Totals</b>	16%	24%	28%	21%	10%	1%								100%

<b>AM Volumes</b>	3	9	9	7	1	0	0	0	0	0	0	0	0	29
<b>% AM</b>	3%	10%	10%	8%	1%									33%
<b>AM Peak Hour</b>	01:00	08:00	10:00	07:00	06:00									07:00
<b>Volume</b>	1	3	3	3	1									7
<b>PM Volumes</b>	11	12	15	11	8	1	0	0	0	0	0	0	0	58
<b>% PM</b>	13%	14%	17%	13%	9%	1%								67%
<b>PM Peak Hour</b>	13:00	15:00	14:00	17:00	17:00	18:00								14:00
<b>Volume</b>	4	3	4	3	3	1								8

Directional Peak Periods All Speeds	AM 7-9		NOON 12-2		PM 4-6		Off Peak Volumes	
	Volume	%	Volume	%	Volume	%	Volume	%
	11	↔ 13%	11	↔ 13%	13	↔ 15%	52	↔ 60%

Street Name	Direction	Percentiles					ADT
		15th	50th	Average	85th	95th	
SW 101st Ave	North Bound	15	22	21	28	30	84
SW 101st Ave	South Bound	14	22	22	29	33	87

# SPEED

SW 101st Ave Bet. SW 52nd St & SW 53rd St

Day: Tuesday  
Date: 6/6/2023

City: Cooper City  
Project #: FL23\_140259\_021

## Summary

Time	< 15	15 - 19	20 - 24	25 - 29	30 - 34	35 - 39	40 - 44	45 - 49	50 - 54	55 - 59	60 - 64	65 - 69	70 +	Total
00:00 AM	0	0	0	0	0	0	0	0	0	0	0	0	0	0
01:00	1	0	1	0	0	0	0	0	0	0	0	0	0	2
02:00	0	0	2	0	1	0	0	0	0	0	0	0	0	3
03:00	1	0	0	0	0	0	0	0	0	0	0	0	0	1
04:00	0	1	0	0	0	0	0	0	0	0	0	0	0	1
05:00	0	1	0	0	0	0	0	0	0	0	0	0	0	1
06:00	0	0	3	0	1	0	0	0	0	0	0	0	0	4
07:00	1	1	3	4	0	0	0	0	0	0	0	0	0	9
08:00	1	3	1	2	1	0	0	0	0	0	0	0	0	8
09:00	0	2	2	1	0	0	0	0	0	0	0	0	0	5
10:00	2	1	5	2	0	0	0	0	0	0	0	0	0	10
11:00	1	3	6	3	0	0	0	0	0	0	0	0	0	13
12:00 PM	4	2	2	2	0	0	0	0	0	0	0	0	0	10
13:00	7	2	5	3	0	0	0	0	0	0	0	0	0	17
14:00	2	2	6	1	2	0	0	0	0	0	0	0	0	13
15:00	2	6	3	3	1	0	0	0	0	0	0	0	0	15
16:00	1	5	2	3	2	0	0	0	0	0	0	0	0	13
17:00	1	1	4	6	3	0	0	0	0	0	0	0	0	15
18:00	1	2	3	3	0	1	0	0	0	0	0	0	0	10
19:00	0	1	1	1	0	0	0	0	0	0	0	0	0	3
20:00	0	2	0	1	0	0	0	0	0	0	0	0	0	3
21:00	0	1	3	1	0	0	0	0	0	0	0	0	0	5
22:00	0	3	1	0	2	0	0	0	0	0	0	0	0	6
23:00	1	1	1	1	0	0	0	0	0	0	0	0	0	4
<b>Totals</b>	<b>26</b>	<b>40</b>	<b>54</b>	<b>37</b>	<b>13</b>	<b>1</b>								<b>171</b>
<b>% of Totals</b>	<b>15%</b>	<b>23%</b>	<b>32%</b>	<b>22%</b>	<b>8%</b>	<b>1%</b>								<b>100%</b>

<b>AM Volumes</b>	7	12	23	12	3	0	0	0	0	0	0	0	0	57
<b>% AM</b>	4%	7%	13%	7%	2%									33%
<b>AM Peak Hour</b>	10:00	08:00	11:00	07:00	02:00									11:00
<b>Volume</b>	2	3	6	4	1									13
<b>PM Volumes</b>	19	28	31	25	10	1	0	0	0	0	0	0	0	114
<b>% PM</b>	11%	16%	18%	15%	6%	1%								67%
<b>PM Peak Hour</b>	13:00	15:00	14:00	17:00	17:00	18:00								13:00
<b>Volume</b>	7	6	6	6	3	1								17

Directional Peak Periods All Speeds	AM 7-9		NOON 12-2		PM 4-6		Off Peak Volumes	
	Volume	%	Volume	%	Volume	%	Volume	%
	17	↔ 10%	27	↔ 16%	28	↔ 16%	99	↔ 58%

Street Name	Direction	Percentiles					ADT
		15th	50th	Average	85th	95th	
SW 101st Ave	Summary	15	22	21	28	32	171

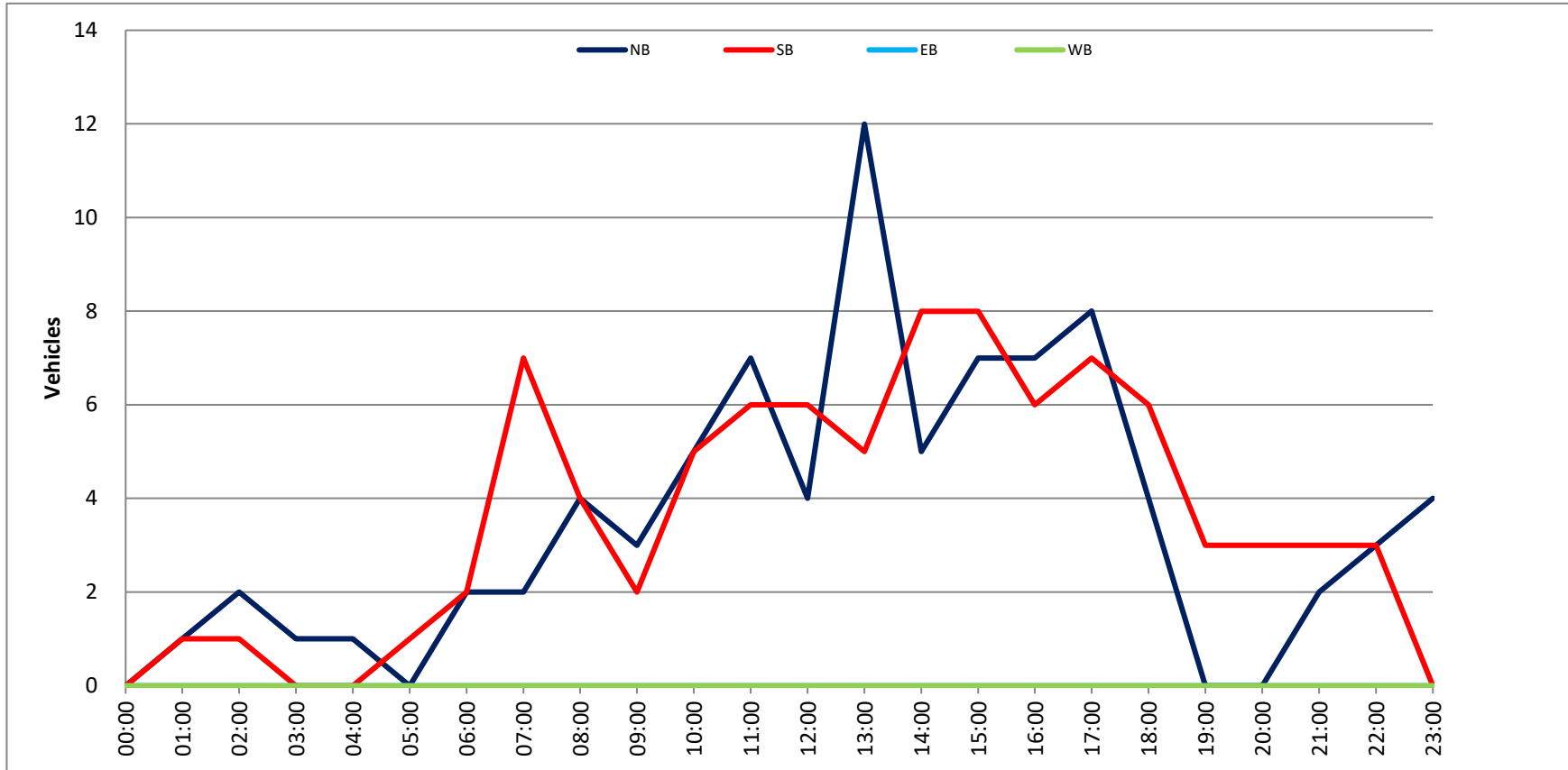
**VOLUME**

SW 101st Ave Bet. SW 52nd St & SW 53rd St

Day: Tuesday  
Date: 6/6/2023

City: Cooper City  
Project #: FL23\_140259\_021

DAILY TOTALS										NB		SB		EB		WB		Total
										84		87		0		0		171
AM Period	NB	SB	EB	WB	TOTAL	PM Period	NB	SB	EB	WB	TOTAL	SPLIT %	SPLIT %	49.1%	50.9%	49.1%	50.9%	66.7%
00:00	0	0	0	0	0	12:00	2	0	0	0	2							2
00:15	0	0	0	0	0	12:15	0	0	0	0	0							0
00:30	0	0	0	0	0	12:30	1	4	0	0	5							5
00:45	0	0	0	0	0	12:45	1	4	2	6	3							10
01:00	0	0	0	0	0	13:00	5	2	2	0	5							5
01:15	0	1	0	0	1	13:15	3	1	1	0	6							6
01:30	1	0	0	0	1	13:30	1	1	0	0	2							2
01:45	0	1	0	0	2	13:45	3	12	1	5	4							17
02:00	0	0	0	0	0	14:00	4	3	0	0	7							7
02:15	1	0	0	0	1	14:15	1	1	0	0	2							2
02:30	0	0	0	0	0	14:30	0	3	0	0	3							3
02:45	1	2	1	0	3	14:45	0	5	1	8	3							13
03:00	0	0	0	0	0	15:00	1	2	0	0	3							3
03:15	0	0	0	0	0	15:15	4	2	0	0	6							6
03:30	0	0	0	0	0	15:30	2	3	0	0	5							5
03:45	1	1	0	0	1	15:45	0	7	1	8	1							15
04:00	0	0	0	0	0	16:00	4	0	0	0	4							4
04:15	0	0	0	0	0	16:15	2	3	0	0	5							5
04:30	0	0	0	0	0	16:30	1	2	0	0	3							3
04:45	1	1	0	0	1	16:45	0	7	1	6	1							13
05:00	0	0	0	0	0	17:00	1	2	0	0	3							3
05:15	0	0	0	0	0	17:15	2	2	0	0	4							4
05:30	0	1	0	0	1	17:30	2	3	0	0	5							5
05:45	0	0	1	0	1	17:45	3	8	0	7	3							15
06:00	0	0	0	0	0	18:00	0	0	0	0	0							0
06:15	1	0	0	0	1	18:15	2	1	0	0	3							3
06:30	0	2	0	0	2	18:30	0	4	0	0	4							4
06:45	1	2	0	0	4	18:45	2	4	1	6	3							10
07:00	1	1	0	0	2	19:00	0	1	0	0	1							1
07:15	1	2	0	0	3	19:15	0	0	0	0	0							0
07:30	0	2	0	0	2	19:30	0	2	0	0	2							2
07:45	0	2	2	7	9	19:45	0	0	0	3	0							3
08:00	2	2	0	0	4	20:00	0	2	0	0	2							2
08:15	1	2	0	0	3	20:15	0	1	0	0	1							1
08:30	0	0	0	0	0	20:30	0	0	0	0	0							0
08:45	1	4	0	4	1	20:45	0	0	3	0	3							3
09:00	1	1	1	0	2	21:00	0	0	0	0	0							0
09:15	0	0	0	0	0	21:15	1	1	0	0	2							2
09:30	0	0	0	0	0	21:30	1	1	0	0	2							2
09:45	2	3	1	2	5	21:45	0	2	1	3	1							5
10:00	2	1	0	0	3	22:00	3	1	0	0	4							4
10:15	0	1	0	0	1	22:15	0	1	0	0	1							1
10:30	1	1	0	0	2	22:30	0	0	0	0	0							0
10:45	2	5	2	5	10	22:45	0	3	0	3	0							6
11:00	0	2	2	0	2	23:00	0	0	0	0	0							0
11:15	4	1	1	0	5	23:15	1	0	0	0	1							1
11:30	1	1	0	0	2	23:30	1	0	0	0	1							1
11:45	7	7	2	6	13	23:45	2	4	0	0	4							4
TOTALS	28	29			57	TOTALS	56	58			114							
SPLIT %	49.1%	50.9%			33.3%	SPLIT %	49.1%	50.9%			66.7%							
<b>DAILY TOTALS</b>										NB		SB		EB		WB		Total
										84		87		0		0		171
AM Peak Hour	11:15	07:15			10:30	PM Peak Hour	13:15	12:30			12:30							12:30
AM Pk Volume	9	8			13	PM Pk Volume	13	9			19							19
Pk Hr Factor	0.563	1.000			0.650	Pk Hr Factor	0.650	0.563			0.792							0.792
7 - 9 Volume	6	11	0	0	17	4 - 6 Volume	15	13	0	0	28							28
7 - 9 Peak Hour	08:00	07:15			07:15	4 - 6 Peak Hour	17:00	16:15			17:00							17:00
7 - 9 Pk Volume	4	8	0	0	11	4 - 6 Pk Volume	8	8	0	0	15							15
Pk Hr Factor	0.500	1.000	0.000	0.000	0.688	Pk Hr Factor	0.667	0.667	0.000	0.000	0.750							0.750





**SPEED**

SW 101st Ave Bet. SW 52nd St & SW 53rd St

Day: Wednesday  
Date: 6/7/2023

City: Cooper City  
Project #: FL23\_140259\_021s

**South Bound**

Time	< 15	15 - 19	20 - 24	25 - 29	30 - 34	35 - 39	40 - 44	45 - 49	50 - 54	55 - 59	60 - 64	65 - 69	70 +	Total
00:00 AM	0	0	0	0	0	0	0	0	0	0	0	0	0	0
00:15	0	0	0	0	0	0	0	0	0	0	0	0	0	0
00:30	0	0	1	0	0	0	0	0	0	0	0	0	0	1
00:45	0	0	0	0	0	0	0	0	0	0	0	0	0	0
01:00	0	0	0	0	0	0	0	0	0	0	0	0	0	0
01:15	0	0	0	0	0	0	0	0	0	0	0	0	0	0
01:30	0	0	0	0	0	0	0	0	0	0	0	0	0	0
01:45	0	1	0	0	0	0	0	0	0	0	0	0	0	1
02:00	0	0	0	0	1	0	0	0	0	0	0	0	0	1
02:15	0	0	0	1	0	0	0	0	0	0	0	0	0	1
02:30	0	0	0	0	0	0	0	0	0	0	0	0	0	0
02:45	0	0	0	0	0	0	0	0	0	0	0	0	0	0
03:00	0	0	0	0	0	0	0	0	0	0	0	0	0	0
03:15	0	0	0	0	0	1	0	0	0	0	0	0	0	1
03:30	0	0	0	0	0	0	0	0	0	0	0	0	0	0
03:45	0	0	0	0	0	0	0	0	0	0	0	0	0	0
04:00	0	0	0	0	0	0	0	0	0	0	0	0	0	0
04:15	0	0	0	0	0	0	0	0	0	0	0	0	0	0
04:30	0	0	0	0	0	0	0	0	0	0	0	0	0	0
04:45	0	0	0	0	0	0	0	0	0	0	0	0	0	0
05:00	0	0	0	0	0	0	0	0	0	0	0	0	0	0
05:15	0	0	0	0	0	0	0	0	0	0	0	0	0	0
05:30	0	0	0	0	0	0	0	0	0	0	0	0	0	0
05:45	0	0	0	0	0	0	0	0	0	0	0	0	0	0
06:00	0	0	0	0	0	0	0	0	0	0	0	0	0	0
06:15	0	0	1	0	0	0	0	0	0	0	0	0	0	1
06:30	0	0	1	0	0	0	0	0	0	0	0	0	0	1
06:45	0	0	0	0	0	0	0	0	0	0	0	0	0	0
07:00	0	0	0	0	0	0	0	0	0	0	0	0	0	0
07:15	0	0	0	0	1	1	0	0	0	0	0	0	0	2
07:30	1	1	0	0	0	0	0	0	0	0	0	0	0	2
07:45	1	0	0	0	0	0	0	0	0	0	0	0	0	1
08:00	0	0	1	1	1	1	0	0	0	0	0	0	0	3
08:15	1	1	1	1	0	0	0	0	0	0	0	0	0	4
08:30	0	0	0	0	0	0	0	0	0	0	0	0	0	0
08:45	0	0	0	0	0	0	0	0	0	0	0	0	0	0
09:00	0	1	0	0	0	0	0	0	0	0	0	0	0	1
09:15	1	1	0	0	0	0	0	0	0	0	0	0	0	2
09:30	0	1	0	0	0	0	0	0	0	0	0	0	0	1
09:45	0	0	0	0	0	0	0	0	0	0	0	0	0	0
10:00	0	0	1	0	0	0	0	0	0	0	0	0	0	1
10:15	0	0	1	0	0	0	0	0	0	0	0	0	0	1
10:30	1	0	0	0	0	1	0	0	0	0	0	0	0	2
10:45	0	1	0	0	0	0	0	0	0	0	0	0	0	1
11:00	2	1	0	1	0	0	0	0	0	0	0	0	0	4
11:15	0	1	1	0	0	0	0	0	0	0	0	0	0	2
11:30	0	0	0	0	0	0	0	0	0	0	0	0	0	0
11:45	0	0	0	0	0	0	0	0	0	0	0	0	0	0
12:00 PM	0	1	1	0	0	0	0	0	0	0	0	0	0	2
12:15	0	0	1	0	0	0	0	0	0	0	0	0	0	1
12:30	0	0	0	0	0	0	0	0	0	0	0	0	0	0
12:45	0	0	0	0	0	0	0	0	0	0	0	0	0	0
13:00	1	0	0	0	0	0	0	0	0	0	0	0	0	1
13:15	0	0	0	0	0	0	0	0	0	0	0	0	0	0
13:30	0	0	0	1	1	0	0	0	0	0	0	0	0	2
13:45	1	0	0	1	0	0	0	0	0	0	0	0	0	2
14:00	0	1	2	1	0	0	0	0	0	0	0	0	0	4
14:15	1	0	0	1	0	0	0	0	0	0	0	0	0	2
14:30	0	2	0	0	0	0	0	0	0	0	0	0	0	2
14:45	0	0	1	0	0	0	0	0	0	0	0	0	0	1
15:00	2	0	0	1	0	0	0	0	0	0	0	0	0	3
15:15	0	0	2	1	0	0	0	0	0	0	0	0	0	3
15:30	0	0	0	0	0	0	0	0	0	0	0	0	0	0
15:45	0	1	3	0	0	0	0	0	0	0	0	0	0	4
16:00	0	0	0	0	0	0	0	0	0	0	0	0	0	0
16:15	0	0	0	0	1	0	0	0	0	0	0	0	0	1
16:30	0	0	0	0	1	0	0	0	0	0	0	0	0	1
16:45	0	1	0	2	0	0	0	0	0	0	0	0	0	3
17:00	0	1	0	1	0	0	0	0	0	0	0	0	0	2
17:15	1	1	1	2	1	0	0	0	0	0	0	0	0	6
17:30	0	1	0	1	0	0	0	0	0	0	0	0	0	2
17:45	0	1	0	0	0	0	0	0	0	0	0	0	0	1
18:00	0	1	0	0	0	0	0	0	0	0	0	0	0	1
18:15	0	0	2	1	0	0	0	0	0	0	0	0	0	3
18:30	1	1	3	0	0	0	0	0	0	0	0	0	0	5
18:45	0	0	1	0	0	0	0	0	0	0	0	0	0	1
19:00	0	0	0	0	0	0	0	0	0	0	0	0	0	0
19:15	0	0	0	0	0	0	0	0	0	0	0	0	0	0
19:30	0	1	0	1	0	0	0	0	0	0	0	0	0	2
19:45	1	1	0	0	0	0	0	0	0	0	0	0	0	2
20:00	0	0	1	0	0	0	0	0	0	0	0	0	0	1
20:15	0	0	3	0	0	0	0	0	0	0	0	0	0	3
20:30	0	0	3	0	0	0	0	0	0	0	0	0	0	3
20:45	0	0	0	0	0	0	0	0	0	0	0	0	0	0
21:00	0	0	0	0	0	0	0	0	0	0	0	0	0	0
21:15	0	1	0	1	0	0	0	0	0	0	0	0	0	2
21:30	0	0	0	0	0	0	0	0	0	0	0	0	0	0
21:45	0	0	0	0	0	0	0	0	0	0	0	0	0	0
22:00	0	0	0	0	0	0	0	0	0	0	0	0	0	0
22:15	0	0	0	0	0	0	0	0	0	0	0	0	0	0
22:30	0	0	1	1	0	0	1	0	0	0	0	0	0	3
22:45	0	0	0	0	0	0	0	0	0	0	0	0	0	0
23:00	0	1	0	0	1	0	0	0	0	0	0	0	0	2
23:15	0	0	0	0	1	0	0	0	0	0	0	0	0	1
23:30	0	0	0	0	0	0	0	0	0	0	0	0	0	0
23:45	0	0	0	0	0	0	0	0	0	0	0	0	0	0
<b>Totals</b>	<b>15</b>	<b>24</b>	<b>30</b>	<b>23</b>	<b>7</b>	<b>3</b>	<b>1</b>							<b>103</b>
<b>% of Totals</b>	<b>15%</b>	<b>23%</b>	<b>29%</b>	<b>22%</b>	<b>7%</b>	<b>3%</b>	<b>1%</b>							<b>100%</b>

<b>AM Volumes</b>	7	8	8	4	3	3	0	0	0	0	0	0	0	33
<b>% AM</b>	7%	8%	8%	4%	3%	3%	0%	0%	0%	0%	0%	0%	0%	32%
<b>AM Peak Hour</b>	07:30	10:30	05:45	07:30	07:15	02:30	1							07:30
<b>Volume</b>	3	3	2	2	2	1								13
<b>PM Volumes</b>	8	10	22	19	4	0	1	0	0	0	0	0	0	70
<b>% PM</b>	8%	16%	21%	18%	4%	0%	1%	0%	0%	0%	0%	0%	0%	68%
<b>PM Peak Hour</b>	16:15	16:45	15:00	16:45	12:45	1	21:45							16:45
<b>Volume</b>	3	4	6	4	3	1	1							13
<b>Directional Peak Periods</b>	<b>AM 7-9</b>			<b>NOON 12-2</b>			<b>PM 4-6</b>			<b>Off Peak Volumes</b>				
<b>All Classes</b>	Volume 12			Volume 8			Volume 16			Volume 67				
	12%			8%			16%			65%				

Street Name	Direction	Percentiles					
		15th	50th	Average	85th	95th	ADT
SW 101st Ave	North Bound	14	23	22	29	34	115
SW 101st Ave	South Bound	15	22	22	29	34	103

Summary

Time	< 15	15 - 19	20 - 24	25 - 29	30 - 34	35 - 39	40 - 44	45 - 49	50 - 54	55 - 59	60 - 64	65 - 69	70 +	Total
00:00 AM	0	0	1	0	0	0	0	0	0	0	0	0	0	1
00:15	0	0	0	0	0	0	0	0	0	0	0	0	0	0
00:30	0	2	2	0	0	0	0	0	0	0	0	0	0	4
00:45	0	0	0	0	0	0	0	0	0	0	0	0	0	0
01:00	0	0	0	0	0	0	0	0	0	0	0	0	0	0
01:15	0	0	0	0	0	0	0	0	0	0	0	0	0	0
01:30	0	0	0	0	0	0	0	0	0	0	0	0	0	0
01:45	1	1	0	0	0	0	0	0	0	0	0	0	0	2
02:00	0	0	0	1	1	0	0	0	0	0	0	0	0	2
02:15	0	0	0	1	0	0	0	0	0	0	0	0	0	1
02:30	0	0	0	0	0	0	0	0	0	0	0	0	0	0
02:45	0	0	0	0	0	0	0	0	0	0	0	0	0	0
03:00	0	0	0	0	0	0	0	0	0	0	0	0	0	0
03:15	0	0	0	0	0	1	0	0	0	0	0	0	0	1
03:30	1	0	0	0	0	0	0	0	0	0	0	0	0	1
03:45	0	0	0	0	0	0	0	0	0	0	0	0	0	0
04:00	0	0	0	0	0	0	0	0	0	0	0	0	0	0
04:15	0	0	0	0	0	0	0	0	0	0	0	0	0	0
04:30	0	0	0	0	0	0	0	0	0	0	0	0	0	0
04:45	0	0	0	0	1	0	0	0	0	0	0	0	0	1
05:00	0	0	0	0	0	0	0	0	0	0	0	0	0	0
05:15	0	0	0	0	0	0	0	0	0	0	0	0	0	0
05:30	0	0	0	0	0	0	0	0	0	0	0	0	0	0
05:45	1	0	0	0	0	0	0	0	0	0	0	0	0	1
06:00	0	0	0	0	0	0	0	0	0	0	0	0	0	0
06:15	0	0	1	0	0	0	0	0	0	0	0	0	0	1
06:30	0	0	1	0	0	0	0	0	0	0	0	0	0	1
06:45	1	0	1	0	0	0	0	0	0	0	0	0	0	2
07:00	0	0	0	0	0	0	0	0	0	0	0	0	0	0
07:15	0	0	1	1	1	1	0	0	0	0	0	0	0	4
07:30	1	1	0	0	0	0	0	0	0	0	0	0	0	2
07:45	1	0	1	0	0	0	0	0	0	0	0	0	0	2
08:00	0	0	2	1	1	1	0	0	0	0	0	0	0	4
08:15	1	1	2	1	1	0	0	0	0	0	0	0	0	5
08:30	0	0	1	0	0	0	0	0	0	0	0	0	0	1
08:45	0	0	0	0	0	0	0	0	0	0	0	0	0	0
09:00	1	1	1	0	0	1	0	0	0	0	0	0	0	4
09:15	0	1	0	0	0	0	0	0	0	0	0	0	0	0
09:30	1	1	0	0	1	0	0	0	0	0	0	0	0	3
09:45	0	0	0	1	0	0	0	0	0	0	0	0	0	1
10:00	0	0	1	1	0	0	0	0	0	0	0	0	0	2
10:15	0	1	1	0	0	0	0	0	0	0	0	0	0	2
10:30	1	0	0	0	0	1	0	0	0	0	0	0	0	5
10:45	0	1	1	2	0	0	0	0	0	0	0	0	0	3
11:00	2	2	1	2	1	0	0	0	0	0	0	0	0	8
11:15	1	1	1	0	0	0	0	0	0	0	0	0	0	3
11:30	2	0	0	0	1	0	0	0	0	0	0	0	0	3
11:45	1	0	1	0	0	0	0	0	0	0	0	0	0	2
12:00 PM	0	2	1	0	0	0	0	0	0	0	0	0	0	3
12:15	0	0	2	1	0	0	0	0	0	0	0	0	0	3
12:30	1	1	0	0	0	0	0	0	0	0	0	0	0	2
12:45	0	1	0	1	0	0	0	0	0	0	0	0	0	2
13:00	1	1	0	0	1	0	0	0	0	0	0	0	0	3
13:15	0	2	0	0	0	0	0	0	0	0	0	0	0	2
13:30	1	0	0	0	1	0	0	0	0	0	0	0	0	3
13:45	1	1	2	1	1	0	0	0	0	0	0	0	0	5
14:00	1	1	2	1	0	0	0	0	0	0	0	0	0	5
14:15	1	1	0	1	0	0	0	0	0	0	0	0	0	3
14:30	0	2	0	0	0	0	0	0	0	0	0	0	0	2
14:45	0	1	1	1	0	0	0	0	0	0	0	0	0	3
15:00	2	2	2	0	0	0	0	0	0	0	0	0	0	6
15:15	0	0	2	2	0	0	0	0	0	0	0	0	0	4
15:30	0	0	1	2	0	0	0	0	0	0	0	0	0	3
15:45	0	2	3	2	0	0	0	0	0	0	0	0	0	7
16:00	0	0	0	2	0	0	0	0	0	0	0	0	0	2
16:15	2	0	0	0	1	0	0	0	0	0	0	0	0	4
16:30	1	0	0	0	0	0	0	0	0	0	0	0	0	1
16:45	0	1	1	2	0	0	0	0	0	0	0	0	0	4
17:00	0	1	2	1	0	0	0	0	0	0	0	0	0	4
17:15	1	1	1	2	1	0	0	0	0	0	0	0	0	6
17:30	0	1	0	3	0	0	0	0	0	0	0	0	0	4
17:45	0	1	0	1	0	0	0	0	0	0	0	0	0	2
18:00	1	1	0	0	0	0	0	0	0	0	0	0	0	2
18:15	0	0	2	2	0	0	0	0	0	0	0	0	0	4
18:30	2	1	4	0	0	0	0	0	0	0	0	0	0	7
18:45	0	0	2	1	0	0	0	0	0	0	0	0	0	3
19:00	0	1	0	0	1	0	0	0	0	0	0	0	0	3
19:15	0	0	3	2	1	0	0	0	0	0	0	0	0	6
19:30	0	1	0	1	0	0	0	0	0	0	0	0	0	2
19:45	1	1	1	0	0	0	0	0	0	0	0	0	0	3
20:00	0	0	1	0	0	0	0	0	0	0	0	0	0	1
20:15	0	1	3	1	0	0	0	0	0	0	0	0	0	5
20:30	0	0	18	15	12	9	3	1	0	0	0	0	0	44
20:45	0	0	1	0	0	0	0	0	0	0	0	0	0	1
21:00	1	1	0	0	0	0	0	0	0	0	0	0	0	2
21:15	1	2	0	1	0	0	0	0	0	0	0	0	0	4
21:30	0	0	1	2	0	0	0	0	0	0	0	0	0	3
21:45	0	0	0	0	0	0	0	0	0	0	0	0	0	0
22:00	0	0	0	0	0	0	0	0	0	0	0	0	0	0
22:15	0	0	0	0	0	0	0	0	0	0	0	0	0	0
22:30	0	0	1	1	1	0	1	0	0	0	0	0	0	4
22:45	0	0	0	0	0	0	0	0	0	0	0	0	0	0
23:00	0	1	1	1	1	0	0	0	0	0	0	0	0	4
23:15	0	0	0	0	1	0	0	0	0	0	0	0	0	1
23:30	0	0	1	0	0	0	0	0	0	0	0	0	0	1
23:45	0	0	0	0	0	0	0	0	0	0	0	0	0	0
<b>Totals</b>	<b>34</b>	<b>44</b>	<b>64</b>	<b>54</b>	<b>14</b>	<b>7</b>	<b>1</b>							<b>218</b>
<b>% of Totals</b>	<b>16%</b>	<b>20%</b>	<b>29%</b>	<b>25%</b>	<b>6%</b>	<b>3%</b>	<b>0%</b>							<b>100%</b>

Directional Peak Periods	AM 7-9			NOON 12-2			PM 4-6			Off Peak Volumes		
All Classes	Volume	%	ADT	Volume	%	ADT	Volume	%	ADT	Volume	%	ADT
	18	8%	218	23	11%	218	27	12%	218	150	69%	218

Street Name	Direction	15th	50th	Average	85th	95th	ADT
SW 101st Ave	Summary	15	22	22	29	34	218

# SPEED

SW 101st Ave Bet. SW 52nd St & SW 53rd St

Day: Wednesday

Date: 6/7/2023

City: Cooper City

Project #: FL23\_140259\_021n

## North Bound

Time	< 15	15 - 19	20 - 24	25 - 29	30 - 34	35 - 39	40 - 44	45 - 49	50 - 54	55 - 59	60 - 64	65 - 69	70 +	Total
00:00 AM	0	2	4	0	0	0	0	0	0	0	0	0	0	6
01:00	1	0	0	0	0	0	0	0	0	0	0	0	0	1
02:00	0	0	0	1	0	0	0	0	0	0	0	0	0	1
03:00	1	0	0	0	0	0	0	0	0	0	0	0	0	1
04:00	0	0	0	0	1	0	0	0	0	0	0	0	0	1
05:00	1	0	0	0	0	0	0	0	0	0	0	0	0	1
06:00	1	0	1	0	0	0	0	0	0	0	0	0	0	2
07:00	0	0	2	1	0	0	0	0	0	0	0	0	0	3
08:00	0	0	3	0	0	0	0	0	0	0	0	0	0	3
09:00	1	0	1	1	1	1	0	0	0	0	0	0	0	5
10:00	0	1	2	4	0	0	0	0	0	0	0	0	0	7
11:00	4	1	2	1	2	0	0	0	0	0	0	0	0	10
12:00 PM	1	3	2	1	0	0	0	0	0	0	0	0	0	7
13:00	1	4	2	0	1	0	0	0	0	0	0	0	0	8
14:00	1	2	0	1	0	0	0	0	0	0	0	0	0	4
15:00	0	3	2	5	0	0	0	0	0	0	0	0	0	10
16:00	3	0	1	2	0	0	0	0	0	0	0	0	0	6
17:00	0	0	2	3	0	0	0	0	0	0	0	0	0	5
18:00	2	0	2	2	0	0	0	0	0	0	0	0	0	6
19:00	0	1	4	3	1	0	0	0	0	0	0	0	0	9
20:00	0	1	1	2	0	3	0	0	0	0	0	0	0	7
21:00	2	2	1	3	0	0	0	0	0	0	0	0	0	8
22:00	0	0	0	0	1	0	0	0	0	0	0	0	0	1
23:00	0	0	2	1	0	0	0	0	0	0	0	0	0	3
<b>Totals</b>	<b>19</b>	<b>20</b>	<b>34</b>	<b>31</b>	<b>7</b>	<b>4</b>								<b>115</b>
<b>% of Totals</b>	17%	17%	30%	27%	6%	3%								100%

<b>AM Volumes</b>	9	4	15	8	4	1	0	0	0	0	0	0	0	41
<b>% AM</b>	8%	3%	13%	7%	3%	1%								36%
<b>AM Peak Hour</b>	11:00			10:00	11:00	09:00								11:00
<b>Volume</b>	4	2	4	4	2	1								10
<b>PM Volumes</b>	10	16	19	23	3	3	0	0	0	0	0	0	0	74
<b>% PM</b>	9%	14%	17%	20%	3%	3%								64%
<b>PM Peak Hour</b>	16:00	13:00	19:00	15:00	13:00	20:00								15:00
<b>Volume</b>	3	4	4	5	1	3								10

Directional Peak Periods All Speeds	AM 7-9		NOON 12-2		PM 4-6		Off Peak Volumes	
	Volume	%	Volume	%	Volume	%	Volume	%
	6	↔ 5%	15	↔ 13%	11	↔ 10%	83	↔ 72%

Street Name	Direction	Percentiles					
		15th	50th	Average	85th	95th	ADT
SW 101st Ave	North Bound	14	23	22	29	34	115
SW 101st Ave	South Bound	15	22	22	29	34	103



# SPEED

SW 101st Ave Bet. SW 52nd St & SW 53rd St

Day: Wednesday

Date: 6/7/2023

City: Cooper City

Project #: FL23\_140259\_021s

## South Bound

Time	< 15	15 - 19	20 - 24	25 - 29	30 - 34	35 - 39	40 - 44	45 - 49	50 - 54	55 - 59	60 - 64	65 - 69	70 +	Total
00:00 AM	0	0	1	0	0	0	0	0	0	0	0	0	0	1
01:00	0	1	0	0	0	0	0	0	0	0	0	0	0	1
02:00	0	0	0	1	1	0	0	0	0	0	0	0	0	2
03:00	0	0	0	0	0	1	0	0	0	0	0	0	0	1
04:00	0	0	0	0	0	0	0	0	0	0	0	0	0	0
05:00	0	0	0	0	0	0	0	0	0	0	0	0	0	0
06:00	0	0	2	0	0	0	0	0	0	0	0	0	0	2
07:00	2	1	0	0	1	1	0	0	0	0	0	0	0	5
08:00	1	1	2	2	1	0	0	0	0	0	0	0	0	7
09:00	1	2	0	0	0	0	0	0	0	0	0	0	0	3
10:00	1	1	2	0	0	1	0	0	0	0	0	0	0	5
11:00	2	2	1	1	0	0	0	0	0	0	0	0	0	6
12:00 PM	0	1	1	1	0	0	0	0	0	0	0	0	0	3
13:00	2	0	0	2	1	0	0	0	0	0	0	0	0	5
14:00	1	3	3	2	0	0	0	0	0	0	0	0	0	9
15:00	2	1	6	1	0	0	0	0	0	0	0	0	0	10
16:00	0	1	0	3	1	0	0	0	0	0	0	0	0	5
17:00	1	4	1	4	1	0	0	0	0	0	0	0	0	11
18:00	1	2	6	1	0	0	0	0	0	0	0	0	0	10
19:00	1	2	0	1	0	0	0	0	0	0	0	0	0	4
20:00	0	0	4	0	0	0	0	0	0	0	0	0	0	4
21:00	0	1	0	2	0	0	0	0	0	0	0	0	0	3
22:00	0	0	1	1	0	0	1	0	0	0	0	0	0	3
23:00	0	1	0	1	1	0	0	0	0	0	0	0	0	3
<b>Totals</b>	<b>15</b>	<b>24</b>	<b>30</b>	<b>23</b>	<b>7</b>	<b>3</b>	<b>1</b>							<b>103</b>
<b>% of Totals</b>	15%	23%	29%	22%	7%	3%	1%							100%

<b>AM Volumes</b>	7	8	8	4	3	3	0	0	0	0	0	0	0	33
<b>% AM</b>	7%	8%	8%	4%	3%	3%								32%
<b>AM Peak Hour</b>	07:00	09:00	06:00	08:00	02:00	03:00								08:00
<b>Volume</b>	2	2	2	2	1	1								7
<b>PM Volumes</b>	8	16	22	19	4	0	1	0	0	0	0	0	0	70
<b>% PM</b>	8%	16%	21%	18%	4%		1%							68%
<b>PM Peak Hour</b>	13:00	17:00	15:00	17:00	13:00		22:00							17:00
<b>Volume</b>	2	4	6	4	1		1							11

Directional Peak Periods All Speeds	AM 7-9		NOON 12-2		PM 4-6		Off Peak Volumes	
	Volume	%	Volume	%	Volume	%	Volume	%
	12	↔ 12%	8	↔ 8%	16	↔ 16%	67	↔ 65%

Street Name	Direction	Percentiles					ADT
		15th	50th	Average	85th	95th	
SW 101st Ave	North Bound	14	23	22	29	34	115
SW 101st Ave	South Bound	15	22	22	29	34	103

# SPEED

SW 101st Ave Bet. SW 52nd St & SW 53rd St

Day: Wednesday

Date: 6/7/2023

City: Cooper City

Project #: FL23\_140259\_021

## Summary

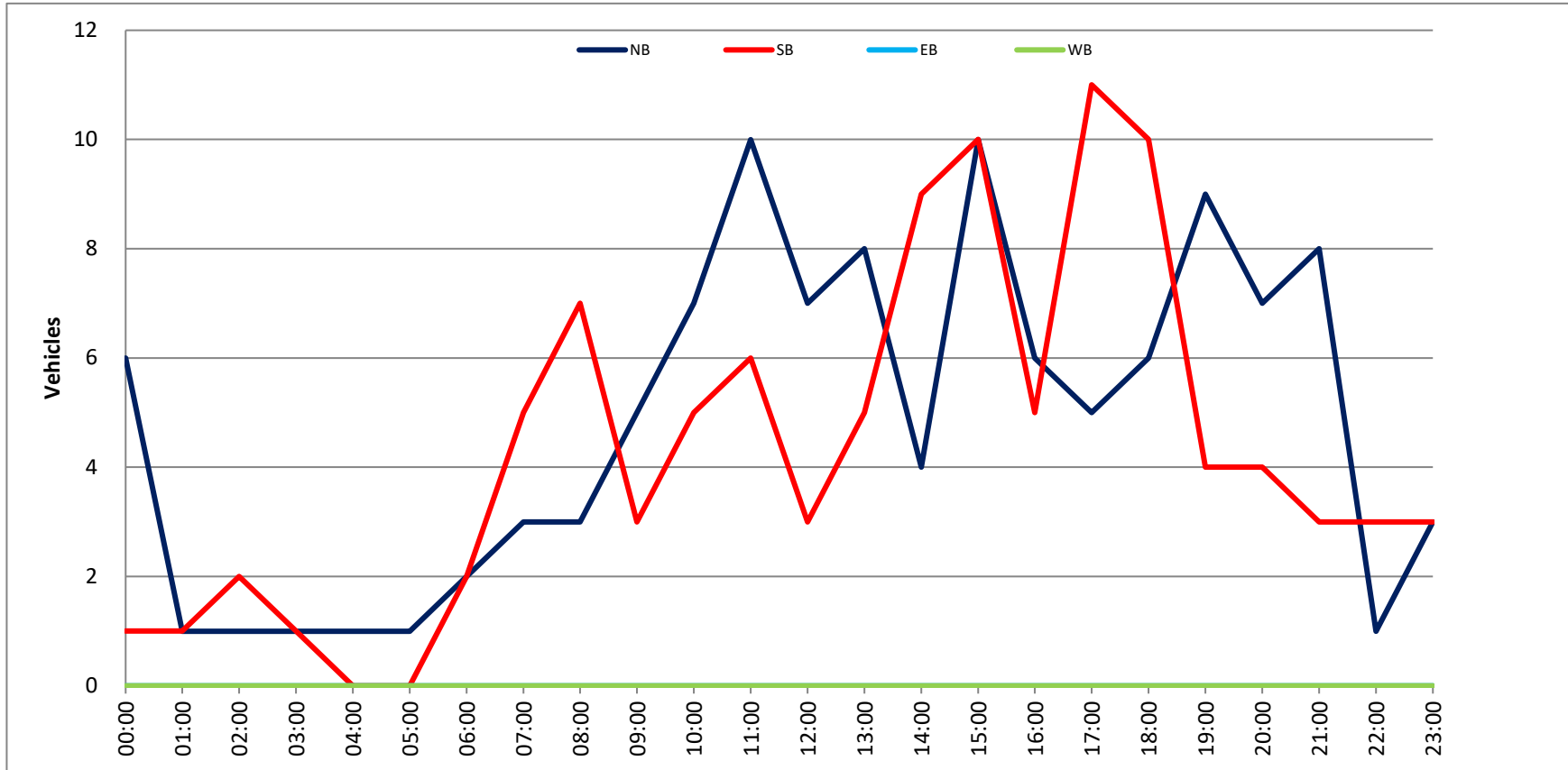
Time	< 15	15 - 19	20 - 24	25 - 29	30 - 34	35 - 39	40 - 44	45 - 49	50 - 54	55 - 59	60 - 64	65 - 69	70 +	Total
00:00 AM	0	2	5	0	0	0	0	0	0	0	0	0	0	7
01:00	1	1	0	0	0	0	0	0	0	0	0	0	0	2
02:00	0	0	0	2	1	0	0	0	0	0	0	0	0	3
03:00	1	0	0	0	0	1	0	0	0	0	0	0	0	2
04:00	0	0	0	0	1	0	0	0	0	0	0	0	0	1
05:00	1	0	0	0	0	0	0	0	0	0	0	0	0	1
06:00	1	0	3	0	0	0	0	0	0	0	0	0	0	4
07:00	2	1	2	1	1	1	0	0	0	0	0	0	0	8
08:00	1	1	5	2	1	0	0	0	0	0	0	0	0	10
09:00	2	2	1	1	1	1	0	0	0	0	0	0	0	8
10:00	1	2	4	4	0	1	0	0	0	0	0	0	0	12
11:00	6	3	3	2	2	0	0	0	0	0	0	0	0	16
12:00 PM	1	4	3	2	0	0	0	0	0	0	0	0	0	10
13:00	3	4	2	2	2	0	0	0	0	0	0	0	0	13
14:00	2	5	3	3	0	0	0	0	0	0	0	0	0	13
15:00	2	4	8	6	0	0	0	0	0	0	0	0	0	20
16:00	3	1	1	5	1	0	0	0	0	0	0	0	0	11
17:00	1	4	3	7	1	0	0	0	0	0	0	0	0	16
18:00	3	2	8	3	0	0	0	0	0	0	0	0	0	16
19:00	1	3	4	4	1	0	0	0	0	0	0	0	0	13
20:00	0	1	5	2	0	3	0	0	0	0	0	0	0	11
21:00	2	3	1	5	0	0	0	0	0	0	0	0	0	11
22:00	0	0	1	1	1	0	1	0	0	0	0	0	0	4
23:00	0	1	2	2	1	0	0	0	0	0	0	0	0	6
<b>Totals</b>	<b>34</b>	<b>44</b>	<b>64</b>	<b>54</b>	<b>14</b>	<b>7</b>	<b>1</b>							<b>218</b>
<b>% of Totals</b>	<b>16%</b>	<b>20%</b>	<b>29%</b>	<b>25%</b>	<b>6%</b>	<b>3%</b>	<b>0%</b>							<b>100%</b>

<b>AM Volumes</b>	16	12	23	12	7	4	0	0	0	0	0	0	0	74
<b>% AM</b>	7%	6%	11%	6%	3%	2%								34%
<b>AM Peak Hour</b>	11:00	11:00		10:00	11:00	03:00								11:00
<b>Volume</b>	6	3	5	4	2	1								16
<b>PM Volumes</b>	18	32	41	42	7	3	1	0	0	0	0	0	0	144
<b>% PM</b>	8%	15%	19%	19%	3%	1%	0%							66%
<b>PM Peak Hour</b>	13:00	14:00	15:00	17:00	13:00	20:00	22:00							15:00
<b>Volume</b>	3	5	8	7	2	3	1							20

Directional Peak Periods All Speeds	AM 7-9		NOON 12-2		PM 4-6		Off Peak Volumes					
	Volume	%	Volume	%	Volume	%	Volume	%				
	18	↔	8%	23	↔	11%	27	↔	12%	150	↔	69%

Street Name	Direction	Percentiles					ADT
		15th	50th	Average	85th	95th	
SW 101st Ave	Summary	15	22	22	29	34	218





**SPEED**

SW 101st Ave Bet. SW 52nd St & SW 53rd St

Day: Thursday  
Date: 6/8/2023

City: Cooper City  
Project #: FL23\_140259\_021n

**North Bound**

Time	< 15	15 - 19	20 - 24	25 - 29	30 - 34	35 - 39	40 - 44	45 - 49	50 - 54	55 - 59	60 - 64	65 - 69	70 +	Total
00:00 AM	0	0	0	0	0	0	0	0	0	0	0	0	0	0
00:15	0	0	0	0	0	0	0	0	0	0	0	0	0	0
00:30	0	0	0	0	0	0	0	0	0	0	0	0	0	0
00:45	0	0	1	0	0	0	0	0	0	0	0	0	0	1
01:00	0	0	0	0	0	0	0	0	0	0	0	0	0	0
01:15	0	0	0	0	0	0	0	0	0	0	0	0	0	0
01:30	0	0	0	0	1	0	0	0	0	0	0	0	0	1
01:45	0	0	0	0	0	0	0	0	0	0	0	0	0	0
02:00	0	0	0	0	0	0	0	0	0	0	0	0	0	0
02:15	0	0	0	0	0	0	0	0	0	0	0	0	0	0
02:30	0	0	0	0	0	0	0	0	0	0	0	0	0	0
02:45	0	0	0	0	0	0	0	0	0	0	0	0	0	0
03:00	0	0	0	0	0	0	0	0	0	0	0	0	0	0
03:15	1	0	0	1	0	0	0	0	0	0	0	0	0	2
03:30	0	0	0	0	0	0	0	0	0	0	0	0	0	0
03:45	0	0	0	0	0	0	0	0	0	0	0	0	0	0
04:00	0	0	0	0	0	0	0	0	0	0	0	0	0	0
04:15	0	0	0	0	0	0	0	0	0	0	0	0	0	0
04:30	0	0	0	0	0	0	0	0	0	0	0	0	0	0
04:45	0	1	0	0	0	0	0	0	0	0	0	0	0	1
05:00	0	0	0	0	0	0	0	0	0	0	0	0	0	0
05:15	0	0	0	0	0	0	0	0	0	0	0	0	0	0
05:30	0	0	0	0	0	0	0	0	0	0	0	0	0	0
05:45	0	0	0	0	0	0	0	0	0	0	0	0	0	0
06:00	0	0	0	0	0	0	0	0	0	0	0	0	0	0
06:15	0	0	0	0	0	0	0	0	0	0	0	0	0	0
06:30	0	0	0	0	0	0	0	0	0	0	0	0	0	0
06:45	0	0	1	0	0	0	0	0	0	0	0	0	0	1
07:00	0	0	0	1	0	0	0	0	0	0	0	0	0	1
07:15	0	0	1	0	0	0	0	0	0	0	0	0	0	1
07:30	0	1	0	0	0	0	0	0	0	0	0	0	0	1
07:45	0	0	0	0	0	0	0	0	0	0	0	0	0	0
08:00	0	1	0	0	0	0	0	0	0	0	0	0	0	1
08:15	0	1	0	1	0	0	0	0	0	0	0	0	0	2
08:30	0	0	0	1	0	0	0	0	0	0	0	0	0	1
08:45	0	0	0	0	0	0	0	0	0	0	0	0	0	0
09:00	0	0	0	1	0	0	0	0	0	0	0	0	0	1
09:15	0	0	0	0	0	0	0	0	0	0	0	0	0	0
09:30	0	0	0	0	0	0	0	0	0	0	0	0	0	0
09:45	0	0	1	1	0	0	0	0	0	0	0	0	0	2
10:00	0	0	0	0	0	0	0	0	0	0	0	0	0	0
10:15	0	0	0	0	0	0	0	0	0	0	0	0	0	0
10:30	0	0	0	0	0	0	0	0	0	0	0	0	0	0
10:45	0	0	0	0	0	0	0	0	0	0	0	0	0	0
11:00	0	0	0	0	0	0	0	0	0	0	0	0	0	0
11:15	1	0	0	1	0	0	0	0	0	0	0	0	0	2
11:30	0	0	0	0	0	0	0	0	0	0	0	0	0	0
11:45	0	0	1	0	1	1	0	0	0	0	0	0	0	3
12:00 PM	0	1	2	0	0	0	0	0	0	0	0	0	0	3
12:15	0	0	1	0	0	0	0	0	0	0	0	0	0	1
12:30	0	0	1	0	0	0	0	0	0	0	0	0	0	1
12:45	0	1	1	0	0	0	0	0	0	0	0	0	0	2
13:00	0	0	3	0	0	0	0	0	0	0	0	0	0	3
13:15	0	0	0	0	0	0	0	0	0	0	0	0	0	0
13:30	0	0	0	0	0	0	0	0	0	0	0	0	0	0
13:45	0	2	0	0	0	0	0	0	0	0	0	0	0	2
14:00	0	0	0	0	0	0	0	0	0	0	0	0	0	0
14:15	1	1	0	0	0	0	0	0	0	0	0	0	0	2
14:30	0	0	1	0	0	0	0	0	0	0	0	0	0	1
14:45	2	0	0	0	0	0	0	0	0	0	0	0	0	2
15:00	1	2	1	0	0	0	0	0	0	0	0	0	0	4
15:15	2	2	1	0	0	0	0	0	0	0	0	0	0	5
15:30	0	1	3	0	0	0	0	0	0	0	0	0	0	5
15:45	2	0	1	0	0	0	0	0	0	0	0	0	0	3
16:00	0	1	1	0	0	0	0	0	0	0	0	0	0	2
16:15	1	1	0	0	0	0	0	0	0	0	0	0	0	2
16:30	0	1	0	0	0	0	0	0	0	0	0	0	0	1
16:45	0	0	1	0	0	0	0	0	0	0	0	0	0	1
17:00	0	0	0	0	0	0	0	0	0	0	0	0	0	0
17:15	1	0	0	0	0	0	0	0	0	0	0	0	0	1
17:30	0	0	0	0	0	0	0	0	0	0	0	0	0	0
17:45	0	1	2	0	0	0	0	0	0	0	0	0	0	3
18:00	0	0	0	0	0	0	0	0	0	0	0	0	0	0
18:15	0	0	1	1	0	0	0	0	0	0	0	0	0	2
18:30	1	0	1	0	0	0	0	0	0	0	0	0	0	2
18:45	0	0	0	0	0	0	0	0	0	0	0	0	0	0
19:00	0	0	0	0	0	0	0	0	0	0	0	0	0	0
19:15	0	1	1	0	0	0	0	0	0	0	0	0	0	2
19:30	0	1	1	0	0	0	0	0	0	0	0	0	0	2
19:45	0	1	1	0	0	0	0	0	0	0	0	0	0	2
20:00	0	0	1	1	0	0	0	0	0	0	0	0	0	2
20:15	0	0	1	0	0	0	0	0	0	0	0	0	0	1
20:30	0	1	0	0	0	0	0	0	0	0	0	0	0	1
20:45	0	0	0	1	0	0	0	0	0	0	0	0	0	1
21:00	0	0	0	0	0	0	0	0	0	0	0	0	0	0
21:15	1	0	0	0	0	0	0	0	0	0	0	0	0	1
21:30	0	0	0	0	0	0	0	0	0	0	0	0	0	0
21:45	1	1	0	0	0	0	0	0	0	0	0	0	0	2
22:00	0	0	0	0	0	0	0	0	0	0	0	0	0	0
22:15	0	1	0	0	0	0	0	0	0	0	0	0	0	1
22:30	0	0	0	0	0	0	0	0	0	0	0	0	0	0
22:45	0	0	0	0	0	0	0	0	0	0	0	0	0	0
23:00	0	0	2	0	0	0	0	0	0	0	0	0	0	2
23:15	0	0	0	0	0	0	0	0	0	0	0	0	0	0
23:30	0	0	1	0	0	0	0	0	0	0	0	0	0	1
23:45	0	0	0	0	0	0	0	0	0	0	0	0	0	0
<b>Totals</b>	<b>15</b>	<b>24</b>	<b>30</b>	<b>16</b>	<b>2</b>	<b>1</b>								<b>88</b>
<b>% of Totals</b>	<b>17%</b>	<b>27%</b>	<b>34%</b>	<b>18%</b>	<b>2%</b>	<b>1%</b>								<b>100%</b>

<b>AM Volumes</b>	2	4	7	2	2	1	0	0	0	0	0	0	0	21
<b>% AM</b>	2%	5%	6%	8%	2%	1%								24%
<b>AM Peak Hour</b>	02:30	07:30	11:45	08:15	00:45	11:00								11:35
<b>Volume</b>	1	3	4	1	1	1								1
<b>PM Volumes</b>	13	20	23	9	0	0	0	0	0	0	0	0	0	67
<b>% PM</b>	15%	23%	28%	10%										76%
<b>PM Peak Hour</b>	16:30	18:45	12:15	15:00										15:00
<b>Volume</b>	5	5	5	4										17
<b>Directional Peak Periods</b>	<b>AM 7-9</b>			<b>NOON 12-2</b>			<b>PM 4-6</b>			<b>Off Peak Volumes</b>				
<b>All Classes</b>	Volume	%	Volume	%	Volume	%	Volume	%	Volume	%	Volume	%	Volume	%
	7	8%	13	15%	10	11%	58	66%						

Street Name	Direction	Percentiles					
		15th	50th	Average	85th	95th	ADT
SW 101st Ave	North Bound	14	21	20	27	30	88
SW 101st Ave	South Bound	16	22	22	29	33	88

**SPEED**

SW 101st Ave Bet. SW 52nd St & SW 53rd St

Day: Thursday  
Date: 6/8/2023

City: Cooper City  
Project #: FL23\_140259\_021s

**South Bound**

Time	< 15	15 - 19	20 - 24	25 - 29	30 - 34	35 - 39	40 - 44	45 - 49	50 - 54	55 - 59	60 - 64	65 - 69	70 +	Total
00:00 AM	0	0	0	0	0	0	0	0	0	0	0	0	0	0
00:15	0	0	0	0	0	0	0	0	0	0	0	0	0	0
00:30	0	0	0	1	0	0	0	0	0	0	0	0	0	1
00:45	0	0	0	0	0	0	0	0	0	0	0	0	0	0
01:00	0	0	0	0	0	0	0	0	0	0	0	0	0	0
01:15	0	0	0	0	0	0	0	0	0	0	0	0	0	0
01:30	0	0	0	0	0	0	0	0	0	0	0	0	0	0
01:45	0	0	0	0	0	0	0	0	0	0	0	0	0	0
02:00	0	0	0	0	0	0	0	0	0	0	0	0	0	0
02:15	0	0	2	0	1	0	0	0	0	0	0	0	0	3
02:30	0	0	0	0	0	0	0	0	0	0	0	0	0	0
02:45	0	0	0	0	0	0	0	0	0	0	0	0	0	0
03:00	0	0	0	0	0	0	0	0	0	0	0	0	0	0
03:15	0	0	0	0	0	0	0	0	0	0	0	0	0	0
03:30	0	0	0	0	0	0	0	0	0	0	0	0	0	0
03:45	0	0	0	0	0	0	0	0	0	0	0	0	0	0
04:00	0	0	0	0	0	0	0	0	0	0	0	0	0	0
04:15	0	0	0	1	0	0	0	0	0	0	0	0	0	1
04:30	0	0	0	0	0	0	0	0	0	0	0	0	0	0
04:45	0	0	0	0	0	0	0	0	0	0	0	0	0	0
05:00	0	0	0	0	0	0	0	0	0	0	0	0	0	0
05:15	0	0	0	0	0	0	0	0	0	0	0	0	0	0
05:30	0	1	0	0	0	0	0	0	0	0	0	0	0	1
05:45	0	0	0	0	0	0	0	0	0	0	0	0	0	0
06:00	0	0	0	0	0	0	0	0	0	0	0	0	0	0
06:15	0	0	0	0	1	0	0	0	0	0	0	0	0	1
06:30	0	0	1	0	0	0	0	0	0	0	0	0	0	1
06:45	0	0	0	0	0	0	0	0	0	0	0	0	0	0
07:00	0	0	0	0	1	0	0	0	0	0	0	0	0	1
07:15	0	0	0	0	0	0	0	0	0	0	0	0	0	0
07:30	0	0	0	0	0	0	0	0	0	0	0	0	0	0
07:45	1	0	0	0	1	0	0	0	0	0	0	0	0	1
08:00	0	0	0	0	0	0	0	0	0	0	0	0	0	0
08:15	0	0	1	2	0	0	0	0	0	0	0	0	0	3
08:30	0	0	0	0	0	0	0	0	0	0	0	0	0	0
08:45	0	0	0	0	0	0	0	0	0	0	0	0	0	0
09:00	0	0	0	0	0	0	0	0	0	0	0	0	0	0
09:15	0	0	0	0	0	0	0	0	0	0	0	0	0	0
09:30	0	0	0	0	0	0	0	0	0	0	0	0	0	0
09:45	0	1	0	0	0	0	0	0	0	0	0	0	0	1
10:00	0	0	0	0	0	0	0	0	0	0	0	0	0	0
10:15	0	0	0	0	0	0	0	0	0	0	0	0	0	0
10:30	0	0	0	1	1	0	0	0	0	0	0	0	0	2
10:45	0	0	0	1	1	0	0	0	0	0	0	0	0	2
11:00	0	0	0	0	0	0	0	0	0	0	0	0	0	0
11:15	0	1	0	1	0	0	0	0	0	0	0	0	0	2
11:30	0	1	0	1	0	0	0	0	0	0	0	0	0	2
11:45	0	0	1	0	0	0	0	0	0	0	0	0	0	1
12:00 PM	0	1	1	0	1	0	0	0	0	0	0	0	0	3
12:15	0	0	3	0	1	0	0	0	0	0	0	0	0	4
12:30	0	1	0	0	0	0	0	0	0	0	0	0	0	1
12:45	0	0	0	0	0	0	0	0	0	0	0	0	0	0
13:00	0	0	1	0	0	0	0	0	0	0	0	0	0	1
13:15	0	0	0	0	0	0	0	0	0	0	0	0	0	0
13:30	0	0	0	0	0	0	0	0	0	0	0	0	0	0
13:45	0	0	0	0	0	0	0	0	0	0	0	0	0	0
14:00	0	0	0	0	0	0	0	0	0	0	0	0	0	0
14:15	0	2	1	1	0	0	0	0	0	0	0	0	0	4
14:30	0	0	0	0	0	0	0	0	0	0	0	0	0	0
14:45	0	1	0	1	0	0	0	0	0	0	0	0	0	2
15:00	1	2	0	0	0	0	0	0	0	0	0	0	0	3
15:15	0	2	1	1	0	0	0	0	0	0	0	0	0	4
15:30	0	0	1	0	0	0	0	0	0	0	0	0	0	1
15:45	1	0	1	1	0	0	0	0	0	0	0	0	0	3
16:00	2	0	0	0	0	0	0	0	0	0	0	0	0	2
16:15	0	0	0	0	0	0	0	0	0	0	0	0	0	0
16:30	0	2	2	0	1	0	0	0	0	0	0	0	0	4
16:45	1	0	0	1	0	0	0	0	0	0	0	0	0	2
17:00	0	0	0	0	0	0	0	0	0	0	0	0	0	0
17:15	0	0	0	0	1	0	0	0	0	0	0	0	0	1
17:30	0	0	1	2	0	0	0	0	0	0	0	0	0	3
17:45	1	0	1	0	0	0	0	0	0	0	0	0	0	2
18:00	0	0	2	0	0	0	0	0	0	0	0	0	0	2
18:15	0	0	1	1	0	0	0	0	0	0	0	0	0	2
18:30	0	1	0	1	0	0	0	0	0	0	0	0	0	2
18:45	1	0	0	0	0	0	0	0	0	0	0	0	0	1
19:00	0	0	0	0	0	0	0	0	0	0	0	0	0	0
19:15	2	1	0	0	0	0	0	0	0	0	0	0	0	3
19:30	0	0	0	0	0	0	0	0	0	0	0	0	0	0
19:45	0	0	0	0	0	0	0	0	0	0	0	0	0	0
20:00	0	1	2	2	0	0	0	0	0	0	0	0	0	5
20:15	0	0	0	0	0	0	0	0	0	0	0	0	0	0
20:30	1	0	0	0	0	0	0	0	0	0	0	0	0	1
20:45	0	0	0	0	0	0	0	0	0	0	0	0	0	0
21:00	0	0	0	0	0	0	0	0	0	0	0	0	0	0
21:15	0	0	1	0	0	0	0	0	0	0	0	0	0	1
21:30	0	1	0	0	0	0	0	0	0	0	0	0	0	1
21:45	0	0	0	0	0	0	0	0	0	0	0	0	0	0
22:00	0	0	0	0	0	0	0	0	0	0	0	0	0	0
22:15	0	1	0	2	0	0	0	0	0	0	0	0	0	3
22:30	0	0	0	0	0	0	0	0	0	0	0	0	0	0
22:45	0	0	0	0	0	0	0	0	0	0	0	0	0	0
23:00	0	1	0	0	0	0	0	0	0	0	0	0	0	1
23:15	0	0	0	0	0	0	0	0	0	0	0	0	0	0
23:30	0	0	0	0	0	0	0	0	0	0	0	0	0	0
23:45	0	0	0	0	1	0	0	0	0	0	0	0	0	1
<b>Totals</b>	<b>11</b>	<b>21</b>	<b>25</b>	<b>22</b>	<b>9</b>									<b>88</b>
<b>% of Totals</b>	<b>13%</b>	<b>24%</b>	<b>28%</b>	<b>25%</b>	<b>10%</b>									<b>100%</b>

AM Volumes	11	4	6	8	5	0	0	0	0	0	0	0	0	24
% AM	1%	5%	7%	9%	6%									27%
AM Peak Hour	07:15	11:15	13:30	10:30	06:15									13:30
Volume	1	3	5	1	2									13
PM Volumes	10	17	19	14	4	0	0	0	0	0	0	0	0	64
% PM	11%	19%	22%	16%	5%									73%
PM Peak Hour	15:15	14:15	17:30	16:45	12:00									15:00
Volume	1	5	5	1	2									11
<b>Directional Peak Periods</b>														
<b>All Classes</b>			<b>AM 7-9</b>			<b>NOON 12-2</b>			<b>PM 4-6</b>			<b>Off Peak Volumes</b>		
Volume	6	4	9	9	15	8	10	15	15	8	58	66	66%	
%	7%	10%	17%	17%	17%	17%	17%	17%	17%	17%	66%	66%		

Street Name	Direction	Percentiles					
		15th	50th	Average	85th	95th	ADT
SW 101st Ave	North Bound	14	21	20	27	30	88
SW 101st Ave	South Bound	16	22	22	29	33	88



# SPEED

SW 101st Ave Bet. SW 52nd St & SW 53rd St

Day: Thursday

Date: 6/8/2023

City: Cooper City

Project #: FL23\_140259\_021n

## North Bound

Time	< 15	15 - 19	20 - 24	25 - 29	30 - 34	35 - 39	40 - 44	45 - 49	50 - 54	55 - 59	60 - 64	65 - 69	70 +	Total
00:00 AM	0	0	1	0	0	0	0	0	0	0	0	0	0	1
01:00	0	0	0	0	1	0	0	0	0	0	0	0	0	1
02:00	0	0	0	0	0	0	0	0	0	0	0	0	0	0
03:00	1	0	0	1	0	0	0	0	0	0	0	0	0	2
04:00	0	1	0	0	0	0	0	0	0	0	0	0	0	1
05:00	0	0	0	0	0	0	0	0	0	0	0	0	0	0
06:00	0	0	1	0	0	0	0	0	0	0	0	0	0	1
07:00	0	1	1	1	0	0	0	0	0	0	0	0	0	3
08:00	0	2	0	2	0	0	0	0	0	0	0	0	0	4
09:00	0	0	1	2	0	0	0	0	0	0	0	0	0	3
10:00	0	0	0	0	0	0	0	0	0	0	0	0	0	0
11:00	1	0	1	1	1	1	0	0	0	0	0	0	0	5
12:00 PM	0	2	4	1	0	0	0	0	0	0	0	0	0	7
13:00	0	2	3	1	0	0	0	0	0	0	0	0	0	6
14:00	3	1	1	0	0	0	0	0	0	0	0	0	0	5
15:00	5	5	3	4	0	0	0	0	0	0	0	0	0	17
16:00	1	3	2	0	0	0	0	0	0	0	0	0	0	6
17:00	1	1	2	0	0	0	0	0	0	0	0	0	0	4
18:00	1	0	2	1	0	0	0	0	0	0	0	0	0	4
19:00	0	3	3	0	0	0	0	0	0	0	0	0	0	6
20:00	0	1	2	2	0	0	0	0	0	0	0	0	0	5
21:00	2	1	0	0	0	0	0	0	0	0	0	0	0	3
22:00	0	1	0	0	0	0	0	0	0	0	0	0	0	1
23:00	0	0	3	0	0	0	0	0	0	0	0	0	0	3
<b>Totals</b>	<b>15</b>	<b>24</b>	<b>30</b>	<b>16</b>	<b>2</b>	<b>1</b>								<b>88</b>
<b>% of Totals</b>	17%	27%	34%	18%	2%	1%								100%

<b>AM Volumes</b>	2	4	5	7	2	1	0	0	0	0	0	0	0	21
<b>% AM</b>	2%	5%	6%	8%	2%	1%								24%
<b>AM Peak Hour</b>	03:00	08:00		08:00	01:00	11:00								11:00
<b>Volume</b>	1	2	1	2	1	1								5
<b>PM Volumes</b>	13	20	25	9	0	0	0	0	0	0	0	0	0	67
<b>% PM</b>	15%	23%	28%	10%										76%
<b>PM Peak Hour</b>	15:00	15:00	12:00	15:00										15:00
<b>Volume</b>	5	5	4	4										17

Directional Peak Periods All Speeds	AM 7-9		NOON 12-2		PM 4-6		Off Peak Volumes	
	Volume	%	Volume	%	Volume	%	Volume	%
	7	8%	13	15%	10	11%	58	66%

Street Name	Direction	Percentiles					ADT
		15th	50th	Average	85th	95th	
SW 101st Ave	North Bound	14	21	20	27	30	88
SW 101st Ave	South Bound	16	22	22	29	33	88



# SPEED

SW 101st Ave Bet. SW 52nd St & SW 53rd St

Day: Thursday

Date: 6/8/2023

City: Cooper City

Project #: FL23\_140259\_021s

## South Bound

Time	< 15	15 - 19	20 - 24	25 - 29	30 - 34	35 - 39	40 - 44	45 - 49	50 - 54	55 - 59	60 - 64	65 - 69	70 +	Total
00:00 AM	0	0	0	1	0	0	0	0	0	0	0	0	0	1
01:00	0	0	0	0	0	0	0	0	0	0	0	0	0	0
02:00	0	0	2	0	1	0	0	0	0	0	0	0	0	3
03:00	0	0	0	0	0	0	0	0	0	0	0	0	0	0
04:00	0	0	0	1	0	0	0	0	0	0	0	0	0	1
05:00	0	1	0	0	0	0	0	0	0	0	0	0	0	1
06:00	0	0	1	0	1	0	0	0	0	0	0	0	0	2
07:00	0	0	0	0	2	0	0	0	0	0	0	0	0	2
08:00	1	0	1	2	0	0	0	0	0	0	0	0	0	4
09:00	0	1	0	0	0	0	0	0	0	0	0	0	0	1
10:00	0	0	1	2	1	0	0	0	0	0	0	0	0	4
11:00	0	2	1	2	0	0	0	0	0	0	0	0	0	5
12:00 PM	0	2	4	0	2	0	0	0	0	0	0	0	0	8
13:00	0	0	1	0	0	0	0	0	0	0	0	0	0	1
14:00	0	3	1	2	0	0	0	0	0	0	0	0	0	6
15:00	2	4	3	2	0	0	0	0	0	0	0	0	0	11
16:00	3	2	2	1	1	0	0	0	0	0	0	0	0	9
17:00	1	0	2	2	1	0	0	0	0	0	0	0	0	6
18:00	1	1	3	2	0	0	0	0	0	0	0	0	0	7
19:00	2	1	0	0	0	0	0	0	0	0	0	0	0	3
20:00	1	1	2	2	0	0	0	0	0	0	0	0	0	6
21:00	0	1	1	0	0	0	0	0	0	0	0	0	0	2
22:00	0	1	0	2	0	0	0	0	0	0	0	0	0	3
23:00	0	1	0	1	0	0	0	0	0	0	0	0	0	2
<b>Totals</b>	<b>11</b>	<b>21</b>	<b>25</b>	<b>22</b>	<b>9</b>									<b>88</b>
<b>% of Totals</b>	13%	24%	28%	25%	10%									100%

<b>AM Volumes</b>	1	4	6	8	5	0	0	0	0	0	0	0	0	24
<b>% AM</b>	1%	5%	7%	9%	6%									27%
<b>AM Peak Hour</b>	08:00	11:00	02:00	08:00	07:00									11:00
<b>Volume</b>	1	2	2	2	2									5
<b>PM Volumes</b>	10	17	19	14	4	0	0	0	0	0	0	0	0	64
<b>% PM</b>	11%	19%	22%	16%	5%									73%
<b>PM Peak Hour</b>	16:00	15:00	12:00	14:00	12:00									15:00
<b>Volume</b>	3	4	4	2	2									11

Directional Peak Periods All Speeds	AM 7-9		NOON 12-2		PM 4-6		Off Peak Volumes	
	Volume	%	Volume	%	Volume	%	Volume	%
	6	7%	9	10%	15	17%	58	66%

Street Name	Direction	Percentiles					ADT
		15th	50th	Average	85th	95th	
SW 101st Ave	North Bound	14	21	20	27	30	88
SW 101st Ave	South Bound	16	22	22	29	33	88

# SPEED

SW 101st Ave Bet. SW 52nd St & SW 53rd St

Day: Thursday

Date: 6/8/2023

City: Cooper City

Project #: FL23\_140259\_021

## Summary

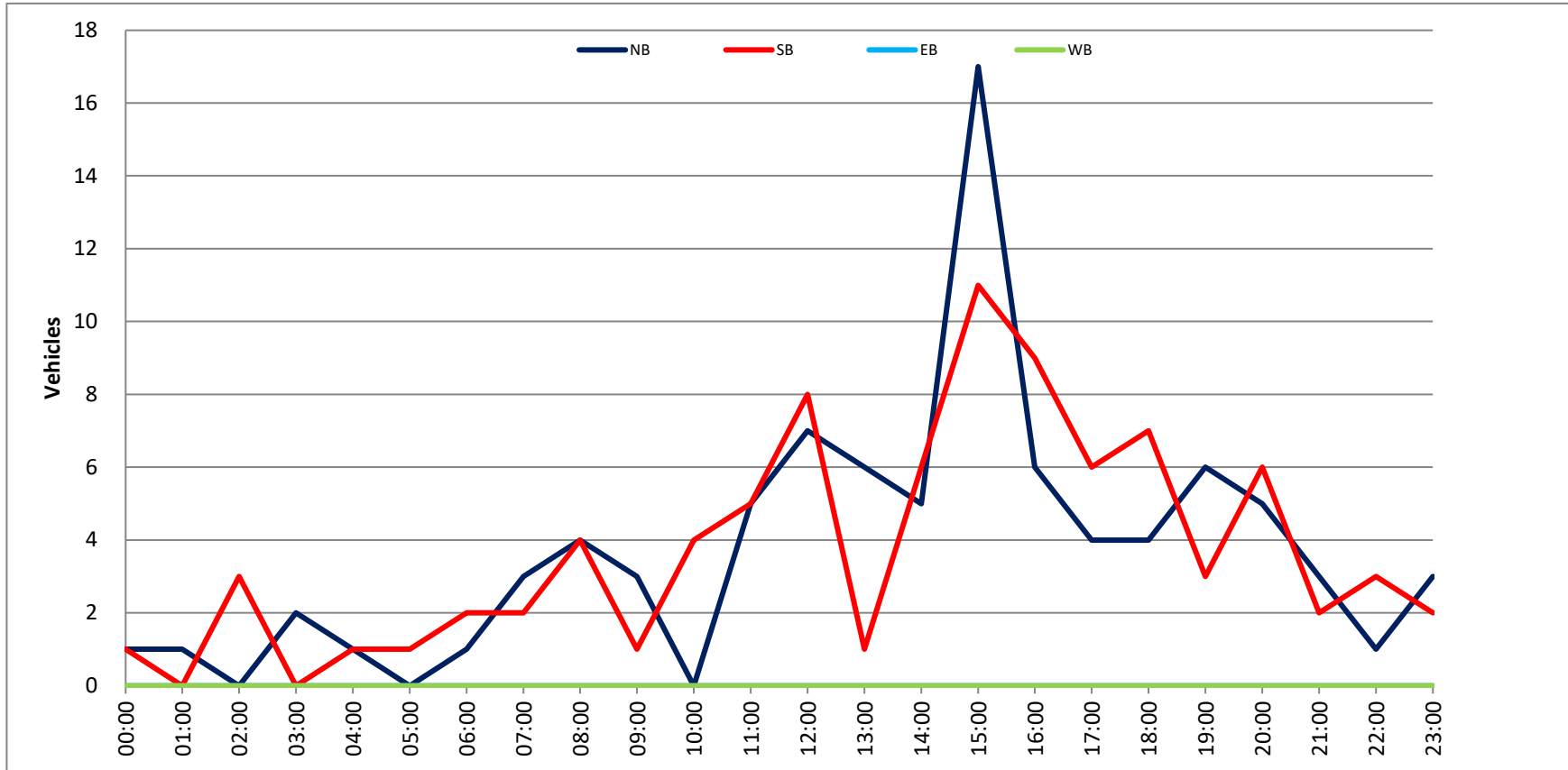
Time	< 15	15 - 19	20 - 24	25 - 29	30 - 34	35 - 39	40 - 44	45 - 49	50 - 54	55 - 59	60 - 64	65 - 69	70 +	Total
00:00 AM	0	0	1	1	0	0	0	0	0	0	0	0	0	2
01:00	0	0	0	0	1	0	0	0	0	0	0	0	0	1
02:00	0	0	2	0	1	0	0	0	0	0	0	0	0	3
03:00	1	0	0	1	0	0	0	0	0	0	0	0	0	2
04:00	0	1	0	1	0	0	0	0	0	0	0	0	0	2
05:00	0	1	0	0	0	0	0	0	0	0	0	0	0	1
06:00	0	0	2	0	1	0	0	0	0	0	0	0	0	3
07:00	0	1	1	1	2	0	0	0	0	0	0	0	0	5
08:00	1	2	1	4	0	0	0	0	0	0	0	0	0	8
09:00	0	1	1	2	0	0	0	0	0	0	0	0	0	4
10:00	0	0	1	2	1	0	0	0	0	0	0	0	0	4
11:00	1	2	2	3	1	1	0	0	0	0	0	0	0	10
12:00 PM	0	4	8	1	2	0	0	0	0	0	0	0	0	15
13:00	0	2	4	1	0	0	0	0	0	0	0	0	0	7
14:00	3	4	2	2	0	0	0	0	0	0	0	0	0	11
15:00	7	9	6	6	0	0	0	0	0	0	0	0	0	28
16:00	4	5	4	1	1	0	0	0	0	0	0	0	0	15
17:00	2	1	4	2	1	0	0	0	0	0	0	0	0	10
18:00	2	1	5	3	0	0	0	0	0	0	0	0	0	11
19:00	2	4	3	0	0	0	0	0	0	0	0	0	0	9
20:00	1	2	4	4	0	0	0	0	0	0	0	0	0	11
21:00	2	2	1	0	0	0	0	0	0	0	0	0	0	5
22:00	0	2	0	2	0	0	0	0	0	0	0	0	0	4
23:00	0	1	3	1	0	0	0	0	0	0	0	0	0	5
<b>Totals</b>	<b>26</b>	<b>45</b>	<b>55</b>	<b>38</b>	<b>11</b>	<b>1</b>								<b>176</b>
<b>% of Totals</b>	15%	26%	31%	22%	6%	1%								100%

<b>AM Volumes</b>	3	8	11	15	7	1	0	0	0	0	0	0	0	45
<b>% AM</b>	2%	5%	6%	9%	4%	1%								26%
<b>AM Peak Hour</b>	03:00	08:00	02:00	08:00	07:00	11:00								11:00
<b>Volume</b>	1	2	2	4	2	1								10
<b>PM Volumes</b>	23	37	44	23	4	0	0	0	0	0	0	0	0	131
<b>% PM</b>	13%	21%	25%	13%	2%									74%
<b>PM Peak Hour</b>	15:00	15:00	12:00	15:00	12:00									15:00
<b>Volume</b>	7	9	8	6	2									28

Directional Peak Periods All Speeds	AM 7-9		NOON 12-2		PM 4-6		Off Peak Volumes	
	Volume	%	Volume	%	Volume	%	Volume	%
	13	↔ 7%	22	↔ 13%	25	↔ 14%	116	↔ 66%

Street Name	Direction	Percentiles					ADT
		15th	50th	Average	85th	95th	
SW 101st Ave	Summary	15	22	21	28	31	176







Day: Tuesday  
Date: 6/6/2023

City: Cooper City  
Project #: FL23\_140259\_022s

South Bound

Time	< 15	15 - 19	20 - 24	25 - 29	30 - 34	35 - 39	40 - 44	45 - 49	50 - 54	55 - 59	60 - 64	65 - 69	70 +	Total
00:00 AM	0	0	0	0	0	0	0	0	0	0	0	0	0	0
00:15	0	0	0	0	0	0	0	0	0	0	0	0	0	0
00:30	0	0	0	0	0	0	0	0	0	0	0	0	0	0
00:45	1	0	1	1	0	0	0	0	0	0	0	0	0	3
01:00	0	0	0	0	0	0	0	0	0	0	0	0	0	0
01:15	0	1	0	0	0	0	0	0	0	0	0	0	0	1
01:30	0	0	0	0	0	0	0	0	0	0	0	0	0	0
01:45	1	0	0	0	0	0	0	0	0	0	0	0	0	1
02:00	0	0	0	1	0	0	0	0	0	0	0	0	0	1
02:15	0	0	0	0	0	0	0	0	0	0	0	0	0	0
02:30	0	0	0	1	0	0	0	0	0	0	0	0	0	1
02:45	0	0	0	0	0	0	0	0	0	0	0	0	0	0
03:00	0	0	0	0	0	0	0	0	0	0	0	0	0	0
03:15	0	0	0	0	0	0	0	0	0	0	0	0	0	0
03:30	0	0	0	0	0	0	0	0	0	0	0	0	0	0
03:45	0	0	0	0	0	0	0	0	0	0	0	0	0	0
04:00	0	1	1	0	0	0	0	0	0	0	0	0	0	2
04:15	0	0	0	0	0	0	0	0	0	0	0	0	0	0
04:30	0	0	0	0	0	0	0	0	0	0	0	0	0	0
04:45	2	1	1	0	0	0	0	0	0	0	0	0	0	4
05:00	0	1	1	0	0	0	0	0	0	0	0	0	0	2
05:15	0	1	3	0	0	0	0	0	0	0	0	0	0	4
05:30	2	2	0	0	1	1	0	0	0	0	0	0	0	6
05:45	0	2	1	0	0	0	0	0	0	0	0	0	0	3
06:00	1	2	1	0	0	0	0	0	0	0	0	0	0	4
06:15	2	3	3	0	0	0	0	0	0	0	0	0	0	8
06:30	3	3	3	2	1	0	0	0	0	0	0	0	0	10
06:45	0	3	3	0	0	0	0	0	0	0	0	0	0	6
07:00	0	8	1	0	0	0	0	0	0	0	0	0	0	9
07:15	0	3	3	1	1	0	0	0	0	0	0	0	0	8
07:30	0	7	4	0	0	0	0	0	0	0	0	0	0	11
07:45	1	4	3	0	0	0	0	0	0	0	0	0	0	8
08:00	1	5	4	0	0	0	0	0	0	0	0	0	0	10
08:15	3	4	1	1	0	0	0	0	0	0	0	0	0	9
08:30	3	5	4	0	1	0	0	0	0	0	0	0	0	13
08:45	1	4	4	0	0	0	0	0	0	0	0	0	0	9
09:00	3	2	4	0	0	0	0	0	0	0	0	0	0	9
09:15	2	1	1	0	0	0	0	0	0	0	0	0	0	4
09:30	2	5	3	0	0	0	0	0	0	0	0	0	0	10
09:45	1	0	4	0	0	0	0	0	0	0	0	0	0	5
10:00	0	1	1	0	0	0	0	0	0	0	0	0	0	2
10:15	2	0	3	0	0	0	0	0	0	0	0	0	0	5
10:30	1	2	1	0	0	0	0	0	0	0	0	0	0	4
10:45	0	4	2	0	0	0	0	0	0	0	0	0	0	6
11:00	1	2	0	0	0	0	0	0	0	0	0	0	0	3
11:15	2	2	4	0	0	0	0	0	0	0	0	0	0	8
11:30	1	1	4	2	0	0	0	0	0	0	0	0	0	8
11:45	0	2	1	0	0	0	0	0	0	0	0	0	0	3
12:00 PM	1	2	2	0	0	0	0	0	0	0	0	0	0	5
12:15	2	1	3	1	0	0	0	0	0	0	0	0	0	7
12:30	1	2	4	0	0	0	0	0	0	0	0	0	0	7
12:45	1	3	5	0	0	0	0	0	0	0	0	0	0	9
13:00	0	0	3	0	0	0	0	0	0	0	0	0	0	3
13:15	3	3	0	0	0	0	0	0	0	0	0	0	0	6
13:30	1	0	4	1	0	0	0	0	0	0	0	0	0	6
13:45	1	3	1	0	0	0	0	0	0	0	0	0	0	5
14:00	1	1	1	0	0	0	0	0	0	0	0	0	0	3
14:15	1	2	1	0	0	0	0	0	0	0	0	0	0	4
14:30	0	7	1	0	0	0	0	0	0	0	0	0	0	8
14:45	0	4	3	1	0	0	0	0	0	0	0	0	0	8
15:00	0	1	1	3	0	0	0	0	0	0	0	0	0	5
15:15	0	2	0	1	0	0	0	0	0	0	0	0	0	3
15:30	1	6	1	0	0	0	0	0	0	0	0	0	0	8
15:45	0	2	1	0	0	0	0	0	0	0	0	0	0	3
16:00	1	0	1	1	0	0	0	0	0	0	0	0	0	3
16:15	1	6	2	0	0	0	0	0	0	0	0	0	0	9
16:30	2	0	2	0	0	0	0	0	0	0	0	0	0	6
16:45	1	4	3	1	0	0	0	0	0	0	0	0	0	9
17:00	2	2	5	0	0	0	0	0	0	0	0	0	0	9
17:15	1	6	2	0	0	0	0	0	0	0	0	0	0	9
17:30	1	4	4	0	0	0	0	0	0	0	0	0	0	9
17:45	1	2	3	1	0	0	0	0	0	0	0	0	0	7
18:00	0	2	2	1	0	0	0	0	0	0	0	0	0	5
18:15	2	5	3	0	0	0	0	0	0	0	0	0	0	10
18:30	1	5	5	0	0	0	0	0	0	0	0	0	0	11
18:45	1	3	1	0	0	0	0	0	0	0	0	0	0	5
19:00	1	2	4	0	0	0	0	0	0	0	0	0	0	7
19:15	1	1	1	0	0	0	0	0	0	0	0	0	0	3
19:30	2	0	3	1	0	0	0	0	0	0	0	0	0	6
19:45	1	3	2	0	0	0	0	0	0	0	0	0	0	6
20:00	1	1	0	1	0	0	0	0	0	0	0	0	0	3
20:15	1	1	1	0	0	0	0	0	0	0	0	0	0	3
20:30	1	4	0	0	0	0	0	0	0	0	0	0	0	5
20:45	1	3	2	0	0	0	0	0	0	0	0	0	0	6
21:00	0	4	0	0	0	0	0	0	0	0	0	0	0	4
21:15	1	1	1	0	0	0	0	0	0	0	0	0	0	3
21:30	0	2	0	0	0	0	0	0	0	0	0	0	0	2
21:45	0	0	0	0	0	0	0	0	0	0	0	0	0	0
22:00	0	2	0	0	0	0	0	0	0	0	0	0	0	2
22:15	0	1	1	0	0	0	0	0	0	0	0	0	0	2
22:30	0	1	2	0	0	0	0	0	0	0	0	0	0	3
22:45	0	1	2	0	0	0	0	0	0	0	0	0	0	3
23:00	0	1	2	0	0	0	0	0	0	0	0	0	0	3
23:15	0	1	0	0	0	0	0	0	0	0	0	0	0	1
23:30	0	2	0	0	0	0	0	0	0	0	0	0	0	2
23:45	0	2	0	0	0	0	0	0	0	0	0	0	0	2
<b>Totals</b>	<b>73</b>	<b>153</b>	<b>157</b>	<b>21</b>	<b>5</b>	<b>1</b>								<b>450</b>
<b>% of Totals</b>	<b>16%</b>	<b>43%</b>	<b>35%</b>	<b>5%</b>	<b>1%</b>	<b>0%</b>								<b>100%</b>

AM Volumes		36	83	70	7	4	1	0	0	0	0	0	0	200
% AM		8%	18%	16%	2%	1%	0%							44%
AM Peak Hour		08:15	07:50	07:15	11:30	06:30	04:45							08:00
Volume		10	22	14	1	2	1							41
PM Volumes		37	111	87	14	1	0	0	0	0	0	0	0	250
% PM		8%	25%	19%	3%	0%								56%
PM Peak Hour		13:15	16:45	12:15	14:30	19:45								16:45
Volume		6	16	15	5	1								36
<b>Directional Peak Periods</b>		<b>AM 7-9</b>		<b>NOON 12-2</b>		<b>PM 4-6</b>		<b>Off Peak Volumes</b>						
<b>All Classes</b>		Volume	%	Volume	%	Volume	%	Volume	%					
		77	17%	48	11%	61	14%	264	59%					

Street Name	Direction	Percentiles					
		15th	50th	Average	85th	95th	ADT
SW 95th Ave	North Bound	8	14	14	19	20	375
SW 95th Ave	South Bound	14	19	19	24	26	450

**Summary**

Time	< 15	15 - 19	20 - 24	25 - 29	30 - 34	35 - 39	40 - 44	45 - 49	50 - 54	55 - 59	60 - 64	65 - 69	70 +	Total
00:00 AM	0	0	0	0	0	0	0	0	0	0	0	0	0	0
00:15	0	0	0	0	0	0	0	0	0	0	0	0	0	0
00:30	1	0	0	0	0	0	0	0	0	0	0	0	0	1
00:45	1	1	1	1	0	0	0	0	0	0	0	0	0	4
01:00	1	2	2	0	0	0	0	0	0	0	0	0	0	5
01:15	0	1	0	0	0	0	0	0	0	0	0	0	0	1
01:30	1	0	0	0	0	0	0	0	0	0	0	0	0	1
01:45	1	0	0	0	0	0	0	0	0	0	0	0	0	1
02:00	1	0	0	1	0	0	0	0	0	0	0	0	0	2
02:15	0	0	0	0	0	0	0	0	0	0	0	0	0	0
02:30	0	0	0	0	0	0	0	0	0	0	0	0	0	0
02:45	0	0	0	0	0	0	0	0	0	0	0	0	0	0
03:00	0	0	0	0	0	0	0	0	0	0	0	0	0	0
03:15	0	0	0	0	1	0	0	0	0	0	0	0	0	1
03:30	0	0	0	0	0	0	0	0	0	0	0	0	0	0
03:45	0	0	0	0	0	0	0	0	0	0	0	0	0	0
04:00	1	1	1	0	0	0	0	0	0	0	0	0	0	3
04:15	0	0	0	0	0	0	0	0	0	0	0	0	0	0
04:30	0	0	0	0	0	0	0	0	0	0	0	0	0	0
04:45	3	1	1	0	0	0	0	0	0	0	0	0	0	5
05:00	0	1	1	0	0	0	0	0	0	0	0	0	0	2
05:15	0	3	3	0	0	0	0	0	0	0	0	0	0	6
05:30	4	2	0	0	1	1	0	0	0	0	0	0	0	8
05:45	0	2	1	0	0	0	0	0	0	0	0	0	0	3
06:00	3	2	1	0	0	0	0	0	0	0	0	0	0	6
06:15	2	3	3	0	0	0	0	0	0	0	0	0	0	8
06:30	3	4	3	0	1	0	0	0	0	0	0	0	0	11
06:45	0	3	3	0	0	0	0	0	0	0	0	0	0	6
07:00	0	9	2	0	0	0	0	0	0	0	0	0	0	11
07:15	0	3	3	1	1	0	0	0	0	0	0	0	0	8
07:30	2	10	4	0	0	0	0	0	0	0	0	0	0	16
07:45	3	6	3	0	0	0	0	0	0	0	0	0	0	12
08:00	5	7	4	0	0	0	0	0	0	0	0	0	0	16
08:15	5	6	1	1	0	0	0	0	0	0	0	0	0	13
08:30	7	5	4	0	1	0	0	0	0	0	0	0	0	17
08:45	2	7	4	0	0	0	0	0	0	0	0	0	0	13
09:00	9	3	4	0	0	0	0	0	0	0	0	0	0	16
09:15	4	3	1	0	0	0	0	0	0	0	0	0	0	8
09:30	6	6	3	0	0	0	0	0	0	0	0	0	0	15
09:45	4	2	4	0	0	0	0	0	0	0	0	0	0	10
10:00	2	3	1	0	0	0	0	0	0	0	0	0	0	6
10:15	3	3	3	0	0	0	0	0	0	0	0	0	0	9
10:30	4	6	1	0	0	0	0	0	0	0	0	0	0	11
10:45	0	5	2	0	0	0	0	0	0	0	0	0	0	7
11:00	1	2	0	0	0	0	0	0	0	0	0	0	0	3
11:15	3	6	4	0	0	0	0	0	0	0	0	0	0	13
11:30	5	3	4	2	0	0	0	0	0	0	0	0	0	14
11:45	1	4	2	0	0	0	0	0	0	0	0	0	0	7
12:00 PM	3	5	2	0	0	0	0	0	0	0	0	0	0	10
12:15	4	4	3	1	0	0	0	0	0	0	0	0	0	12
12:30	1	9	4	0	0	0	0	0	0	0	0	0	0	14
12:45	5	4	5	0	0	0	0	0	0	0	0	0	0	14
13:00	0	3	3	0	0	0	0	0	0	0	0	0	0	6
13:15	4	5	0	0	0	0	0	0	0	0	0	0	0	9
13:30	4	0	4	1	0	0	0	0	0	0	0	0	0	9
13:45	2	6	1	0	0	0	0	0	0	0	0	0	0	9
14:00	2	5	1	0	0	0	0	0	0	0	0	0	0	8
14:15	5	6	1	0	0	0	0	0	0	0	0	0	0	12
14:30	1	11	1	0	0	0	0	0	0	0	0	0	0	13
14:45	4	8	3	1	0	0	0	0	0	0	0	0	0	16
15:00	4	4	3	0	0	0	0	0	0	0	0	0	0	12
15:15	7	7	0	1	0	0	0	0	0	0	0	0	0	15
15:30	6	7	1	0	0	0	0	0	0	0	0	0	0	14
15:45	6	7	1	0	0	0	0	0	0	0	0	0	0	14
16:00	9	5	1	1	0	0	0	0	0	0	0	0	0	16
16:15	11	8	3	0	0	0	0	0	0	0	0	0	0	21
16:30	8	7	2	1	0	0	0	0	0	0	0	0	0	18
16:45	3	9	4	1	0	0	0	0	0	0	0	0	0	17
17:00	6	9	5	0	0	0	0	0	0	0	0	0	0	20
17:15	2	9	2	0	0	0	0	0	0	0	0	0	0	13
17:30	3	7	4	0	0	0	0	0	0	0	0	0	0	14
17:45	4	8	3	1	0	0	0	0	0	0	0	0	0	16
18:00	6	7	2	1	0	0	0	0	0	0	0	0	0	16
18:15	5	7	3	0	0	0	0	0	0	0	0	0	0	15
18:30	6	7	5	0	0	0	0	0	0	0	0	0	0	18
18:45	4	4	2	0	0	0	0	0	0	0	0	0	0	10
19:00	4	2	4	0	0	0	0	0	0	0	0	0	0	10
19:15	4	5	1	0	0	0	0	0	0	0	0	0	0	10
19:30	5	2	3	1	0	0	0	0	0	0	0	0	0	11
19:45	2	4	2	0	0	0	0	0	0	0	0	0	0	8
20:00	5	3	0	1	0	0	0	0	0	0	0	0	0	9
20:15	6	3	1	0	0	0	0	0	0	0	0	0	0	10
20:30	4	4	0	0	0	0	0	0	0	0	0	0	0	8
20:45	5	4	2	0	0	0	0	0	0	0	0	0	0	11
21:00	1	5	0	0	0	0	0	0	0	0	0	0	0	6
21:15	2	3	1	0	0	0	0	0	0	0	0	0	0	6
21:30	3	3	0	0	0	0	0	0	0	0	0	0	0	6
21:45	2	3	0	0	0	0	0	0	0	0	0	0	0	5
22:00	7	2	0	0	0	0	0	0	0	0	0	0	0	9
22:15	4	3	1	0	0	0	0	0	0	0	0	0	0	8
22:30	4	2	2	0	0	0	0	0	0	0	0	0	0	8
22:45	1	4	2	0	0	0	0	0	0	0	0	0	0	7
23:00	1	2	2	0	0	0	0	0	0	0	0	0	0	5
23:15	0	2	0	0	0	0	0	0	0	0	0	0	0	2
23:30	0	0	2	0	0	0	0	0	0	0	0	0	0	2
23:45	1	2	0	0	0	0	0	0	0	0	0	0	0	3
<b>Totals</b>	<b>274</b>	<b>361</b>	<b>161</b>	<b>22</b>	<b>6</b>	<b>1</b>								<b>825</b>
<b>% of Totals</b>	<b>33%</b>	<b>44%</b>	<b>20%</b>	<b>3%</b>	<b>1%</b>	<b>0%</b>								<b>100%</b>

Directional Peak Periods	AM 7-9		NOON 12-2		PM 4-6		Off Peak Volumes	
All Classes	Volume	%	Volume	%	Volume	%	Volume	%
	106	13%	83	10%	135	16%	501	61%

Street Name	Direction	15th	50th	Average	85th	95th	ADT
SW 95th Ave	Summary	10	17	16	22	25	825

# SPEED

SW 95th Ave Bet. SW 51st St & SW 51st Ct

Day: Tuesday  
Date: 6/6/2023

City: Cooper City  
Project #: FL23\_140259\_022n

## North Bound

Time	< 15	15 - 19	20 - 24	25 - 29	30 - 34	35 - 39	40 - 44	45 - 49	50 - 54	55 - 59	60 - 64	65 - 69	70 +	Total
00:00 AM	1	1	0	0	0	0	0	0	0	0	0	0	0	2
01:00	2	2	0	0	0	0	0	0	0	0	0	0	0	4
02:00	1	0	0	0	0	0	0	0	0	0	0	0	0	1
03:00	0	0	0	0	1	0	0	0	0	0	0	0	0	1
04:00	2	0	0	0	0	0	0	0	0	0	0	0	0	2
05:00	2	2	0	0	0	0	0	0	0	0	0	0	0	4
06:00	2	1	0	0	0	0	0	0	0	0	0	0	0	3
07:00	4	6	1	0	0	0	0	0	0	0	0	0	0	11
08:00	11	7	0	0	0	0	0	0	0	0	0	0	0	18
09:00	15	6	0	0	0	0	0	0	0	0	0	0	0	21
10:00	6	10	0	0	0	0	0	0	0	0	0	0	0	16
11:00	6	8	1	0	0	0	0	0	0	0	0	0	0	15
12:00 PM	8	14	0	0	0	0	0	0	0	0	0	0	0	22
13:00	5	8	0	0	0	0	0	0	0	0	0	0	0	13
14:00	10	16	0	0	0	0	0	0	0	0	0	0	0	26
15:00	22	14	0	0	0	0	0	0	0	0	0	0	0	36
16:00	26	17	1	1	0	0	0	0	0	0	0	0	0	45
17:00	10	19	0	0	0	0	0	0	0	0	0	0	0	29
18:00	17	10	1	0	0	0	0	0	0	0	0	0	0	28
19:00	10	7	0	0	0	0	0	0	0	0	0	0	0	17
20:00	16	5	0	0	0	0	0	0	0	0	0	0	0	21
21:00	7	7	0	0	0	0	0	0	0	0	0	0	0	14
22:00	16	6	0	0	0	0	0	0	0	0	0	0	0	22
23:00	2	2	0	0	0	0	0	0	0	0	0	0	0	4
<b>Totals</b>	<b>201</b>	<b>168</b>	<b>4</b>	<b>1</b>	<b>1</b>									<b>375</b>
<b>% of Totals</b>	<b>54%</b>	<b>45%</b>	<b>1%</b>	<b>0%</b>	<b>0%</b>									<b>100%</b>

<b>AM Volumes</b>	52	43	2	0	1	0	0	0	0	0	0	0	0	98
<b>% AM</b>	14%	11%	1%		0%									26%
<b>AM Peak Hour</b>	09:00	10:00	07:00		03:00									09:00
<b>Volume</b>	15	10	1		1									21
<b>PM Volumes</b>	149	125	2	1	0	0	0	0	0	0	0	0	0	277
<b>% PM</b>	40%	33%	1%	0%										74%
<b>PM Peak Hour</b>	16:00	17:00	16:00	16:00										16:00
<b>Volume</b>	26	19	1	1										45

Directional Peak Periods All Speeds	AM 7-9		NOON 12-2		PM 4-6		Off Peak Volumes	
	Volume	%	Volume	%	Volume	%	Volume	%
	29	↔ 8%	35	↔ 9%	74	↔ 20%	237	↔ 63%

Street Name	Direction	Percentiles					ADT
		15th	50th	Average	85th	95th	
SW 95th Ave	North Bound	8	14	14	19	20	375
SW 95th Ave	South Bound	14	19	19	24	26	450



# SPEED

## SW 95th Ave Bet. SW 51st St & SW 51st Ct

Day: Tuesday  
Date: 6/6/2023

City: Cooper City  
Project #: FL23\_140259\_022s

### South Bound

Time	< 15	15 - 19	20 - 24	25 - 29	30 - 34	35 - 39	40 - 44	45 - 49	50 - 54	55 - 59	60 - 64	65 - 69	70 +	Total
00:00 AM	1	0	1	1	0	0	0	0	0	0	0	0	0	3
01:00	1	1	0	0	0	0	0	0	0	0	0	0	0	2
02:00	0	0	1	1	0	0	0	0	0	0	0	0	0	2
03:00	0	0	0	0	0	0	0	0	0	0	0	0	0	0
04:00	2	2	2	0	0	0	0	0	0	0	0	0	0	6
05:00	2	6	5	0	1	1	0	0	0	0	0	0	0	15
06:00	6	11	9	1	1	0	0	0	0	0	0	0	0	28
07:00	1	22	11	1	1	0	0	0	0	0	0	0	0	36
08:00	8	18	13	1	1	0	0	0	0	0	0	0	0	41
09:00	8	8	12	0	0	0	0	0	0	0	0	0	0	28
10:00	3	7	7	0	0	0	0	0	0	0	0	0	0	17
11:00	4	7	9	2	0	0	0	0	0	0	0	0	0	22
12:00 PM	5	8	14	1	0	0	0	0	0	0	0	0	0	28
13:00	5	6	8	1	0	0	0	0	0	0	0	0	0	20
14:00	2	14	6	1	0	0	0	0	0	0	0	0	0	23
15:00	1	11	3	4	0	0	0	0	0	0	0	0	0	19
16:00	5	12	8	2	0	0	0	0	0	0	0	0	0	27
17:00	5	14	14	1	0	0	0	0	0	0	0	0	0	34
18:00	4	15	11	1	0	0	0	0	0	0	0	0	0	31
19:00	5	6	10	1	0	0	0	0	0	0	0	0	0	22
20:00	4	9	3	1	1	0	0	0	0	0	0	0	0	18
21:00	1	7	1	1	0	0	0	0	0	0	0	0	0	10
22:00	0	5	5	0	0	0	0	0	0	0	0	0	0	10
23:00	0	4	4	0	0	0	0	0	0	0	0	0	0	8
<b>Totals</b>	<b>73</b>	<b>193</b>	<b>157</b>	<b>21</b>	<b>5</b>	<b>1</b>								<b>450</b>
<b>% of Totals</b>	16%	43%	35%	5%	1%	0%								100%

<b>AM Volumes</b>	36	82	70	7	4	1	0	0	0	0	0	0	0	200
<b>% AM</b>	8%	18%	16%	2%	1%	0%								44%
<b>AM Peak Hour</b>	08:00	07:00	08:00	11:00	05:00	05:00								08:00
<b>Volume</b>	8	22	13	2	1	1								41
<b>PM Volumes</b>	37	111	87	14	1	0	0	0	0	0	0	0	0	250
<b>% PM</b>	8%	25%	19%	3%	0%									56%
<b>PM Peak Hour</b>	12:00	18:00	12:00	15:00	20:00									17:00
<b>Volume</b>	5	15	14	4	1									34

Directional Peak Periods All Speeds	AM 7-9		NOON 12-2		PM 4-6		Off Peak Volumes	
	Volume	%	Volume	%	Volume	%	Volume	%
	77	↔ 17%	48	↔ 11%	61	↔ 14%	264	↔ 59%

Street Name	Direction	Percentiles					ADT
		15th	50th	Average	85th	95th	
SW 95th Ave	North Bound	8	14	14	19	20	375
SW 95th Ave	South Bound	14	19	19	24	26	450

# SPEED

SW 95th Ave Bet. SW 51st St & SW 51st Ct

Day: Tuesday  
Date: 6/6/2023

City: Cooper City  
Project #: FL23\_140259\_022

## Summary

Time	< 15	15 - 19	20 - 24	25 - 29	30 - 34	35 - 39	40 - 44	45 - 49	50 - 54	55 - 59	60 - 64	65 - 69	70 +	Total
00:00 AM	2	1	1	1	0	0	0	0	0	0	0	0	0	5
01:00	3	3	0	0	0	0	0	0	0	0	0	0	0	6
02:00	1	0	1	1	0	0	0	0	0	0	0	0	0	3
03:00	0	0	0	0	1	0	0	0	0	0	0	0	0	1
04:00	4	2	2	0	0	0	0	0	0	0	0	0	0	8
05:00	4	8	5	0	1	1	0	0	0	0	0	0	0	19
06:00	8	12	9	1	1	0	0	0	0	0	0	0	0	31
07:00	5	28	12	1	1	0	0	0	0	0	0	0	0	47
08:00	19	25	13	1	1	0	0	0	0	0	0	0	0	59
09:00	23	14	12	0	0	0	0	0	0	0	0	0	0	49
10:00	9	17	7	0	0	0	0	0	0	0	0	0	0	33
11:00	10	15	10	2	0	0	0	0	0	0	0	0	0	37
12:00 PM	13	22	14	1	0	0	0	0	0	0	0	0	0	50
13:00	10	14	8	1	0	0	0	0	0	0	0	0	0	33
14:00	12	30	6	1	0	0	0	0	0	0	0	0	0	49
15:00	23	25	3	4	0	0	0	0	0	0	0	0	0	55
16:00	31	29	9	3	0	0	0	0	0	0	0	0	0	72
17:00	15	33	14	1	0	0	0	0	0	0	0	0	0	63
18:00	21	25	12	1	0	0	0	0	0	0	0	0	0	59
19:00	15	13	10	1	0	0	0	0	0	0	0	0	0	39
20:00	20	14	3	1	1	0	0	0	0	0	0	0	0	39
21:00	8	14	1	1	0	0	0	0	0	0	0	0	0	24
22:00	16	11	5	0	0	0	0	0	0	0	0	0	0	32
23:00	2	6	4	0	0	0	0	0	0	0	0	0	0	12
<b>Totals</b>	<b>274</b>	<b>361</b>	<b>161</b>	<b>22</b>	<b>6</b>	<b>1</b>								<b>825</b>
<b>% of Totals</b>	<b>33%</b>	<b>44%</b>	<b>20%</b>	<b>3%</b>	<b>1%</b>	<b>0%</b>								<b>100%</b>

<b>AM Volumes</b>	88	125	72	7	5	1	0	0	0	0	0	0	0	298
<b>% AM</b>	11%	15%	9%	1%	1%	0%								36%
<b>AM Peak Hour</b>	09:00	07:00	08:00	11:00	03:00	05:00								08:00
<b>Volume</b>	23	28	13	2	1	1								59
<b>PM Volumes</b>	186	236	89	15	1	0	0	0	0	0	0	0	0	527
<b>% PM</b>	23%	29%	11%	2%	0%									64%
<b>PM Peak Hour</b>	16:00	17:00	12:00	15:00	20:00									16:00
<b>Volume</b>	31	33	14	4	1									72
<b>Directional Peak Periods All Speeds</b>	<b>AM 7-9</b>		<b>NOON 12-2</b>		<b>PM 4-6</b>		<b>Off Peak Volumes</b>							
	Volume		%	Volume		%	Volume		%	Volume		%		
	106	↔	13%	83	↔	10%	135	↔	16%	501	↔	61%		

Street Name	Direction	Percentiles					
		15th	50th	Average	85th	95th	ADT
SW 95th Ave	Summary	10	17	16	22	25	825

**VOLUME**

SW 95th Ave Bet. SW 51st St & SW 51st Ct

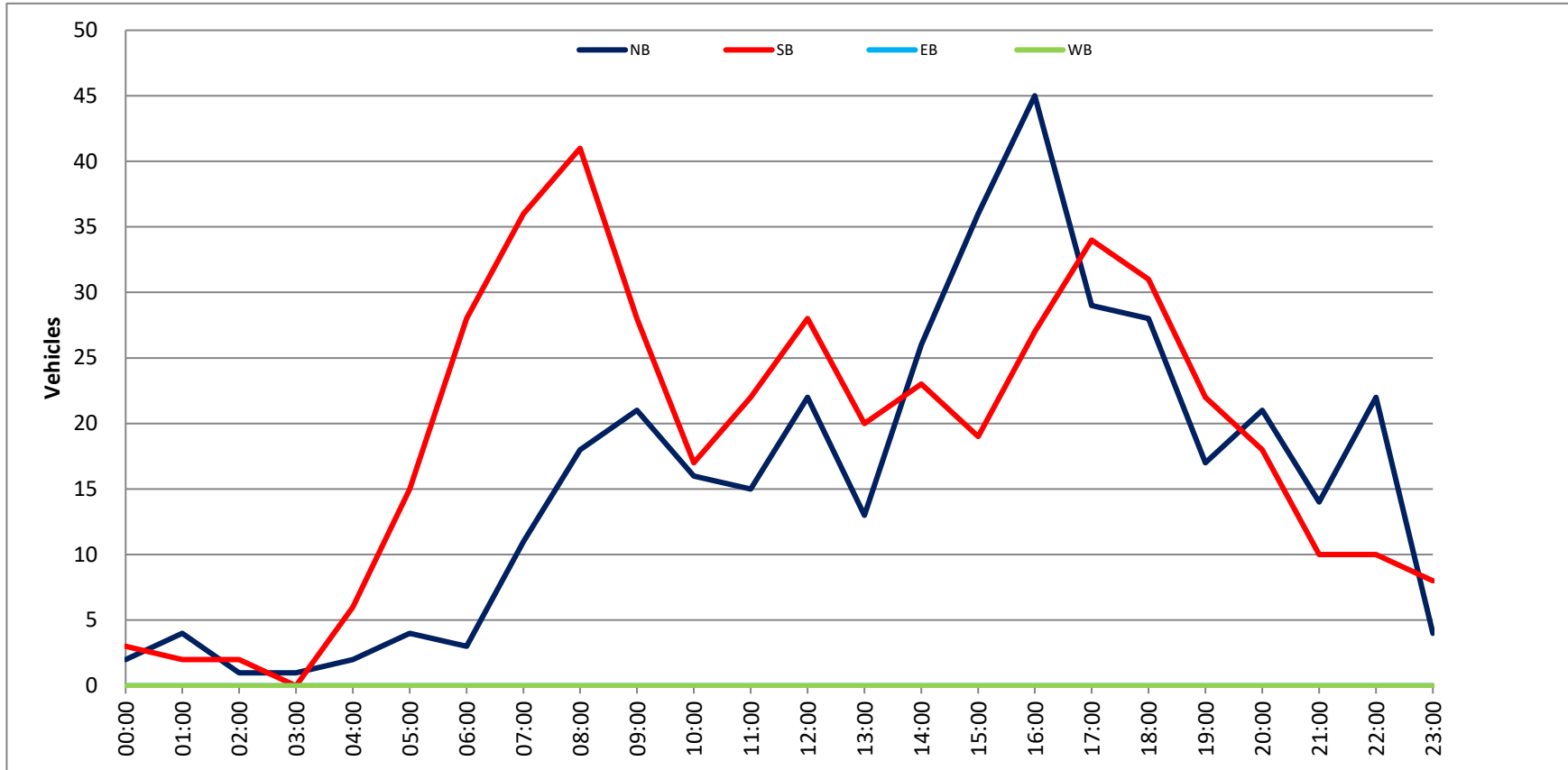
Day: Tuesday  
Date: 6/6/2023

City: Cooper City  
Project #: FL23\_140259\_022

DAILY TOTALS							NB		SB		EB		WB		TOTAL	
AM Period	NB	SB	EB	WB	TOTAL	PMI Period	NB	SB	EB	WB	TOTAL	SPLIT %				
							375		450		0		0		825	
00:15	0	0	0	0	0	12:00	5	5	0	0	10					
00:30	1	0	0	0	1	12:15	5	7	0	0	12					
00:45	1	2	3	0	4	12:30	7	7	0	0	14					
01:00	3	0	0	0	5	12:45	5	22	9	28	14					
01:15	0	1	0	0	3	13:00	3	3	3	0	6					
01:30	1	0	0	0	1	13:15	3	6	0	0	9					
01:45	0	4	1	2	6	13:30	3	6	0	0	9					
02:00	1	1	0	0	2	13:45	4	13	5	20	9					
02:15	0	0	0	0	0	14:00	5	3	0	0	8					
02:30	0	1	0	0	1	14:15	8	4	0	0	12					
02:45	0	1	0	2	3	14:30	5	8	0	0	13					
03:00	0	0	0	0	0	14:45	8	26	8	23	16					
03:15	1	0	0	0	1	15:00	7	5	0	0	12					
03:30	0	0	0	0	0	15:15	12	3	0	0	15					
03:45	0	1	0	0	1	15:30	6	8	0	0	14					
04:00	1	0	0	0	1	15:45	11	36	3	19	14					
04:15	0	0	0	0	0	16:00	13	3	0	0	16					
04:30	0	0	0	0	0	16:15	12	9	0	0	21					
04:45	1	2	4	0	5	16:30	12	6	0	0	18					
05:00	0	2	2	0	2	16:45	8	45	9	27	17					
05:15	2	4	0	0	6	17:00	11	9	0	0	20					
05:30	2	6	0	0	8	17:15	4	9	0	0	13					
05:45	0	4	3	0	3	17:30	5	9	0	0	14					
06:00	2	4	0	0	6	17:45	9	29	7	34	16					
06:15	0	8	0	0	8	18:00	11	5	0	0	16					
06:30	1	10	0	0	11	18:15	5	10	0	0	15					
06:45	0	3	6	0	6	18:30	7	11	0	0	18					
07:00	2	9	0	0	11	18:45	5	28	5	31	10					
07:15	0	8	0	0	8	19:00	3	7	0	0	10					
07:30	5	11	0	0	16	19:15	7	3	0	0	10					
07:45	4	11	8	0	12	19:30	5	6	0	0	11					
08:00	6	10	0	0	16	19:45	2	17	6	22	8					
08:15	4	9	0	0	13	20:00	6	3	0	0	9					
08:30	4	13	0	0	17	20:15	7	3	0	0	10					
08:45	4	18	9	0	13	20:30	3	6	0	0	9					
09:00	7	9	0	0	16	20:45	5	21	6	18	11					
09:15	4	4	0	0	8	21:00	2	4	0	0	6					
09:30	5	10	0	0	15	21:15	3	3	0	0	6					
09:45	5	21	5	0	10	21:30	4	2	0	0	6					
10:00	4	2	0	0	6	21:45	5	14	1	10	6					
10:15	4	5	0	0	9	22:00	7	2	0	0	9					
10:30	7	4	0	0	11	22:15	6	2	0	0	8					
10:45	1	16	6	0	7	22:30	5	3	0	0	8					
11:00	0	3	0	0	3	22:45	4	22	3	10	7					
11:15	5	8	0	0	13	23:00	2	3	0	0	5					
11:30	6	8	0	0	14	23:15	1	1	0	0	2					
11:45	4	15	3	0	7	23:30	0	2	0	0	2					
TOTALS	98	200	0	0	298	23:45	1	4	2	8	3					
SPLIT %	32.9%	67.1%			36.1%	TOTALS	277	250			527					
							52.6%		47.4%		63.9%					

DAILY TOTALS							NB		SB		EB		WB		Total	
AM Peak Hour	09:00	08:00	08:00	08:00	08:00	PMI Peak Hour	15:45	16:45	16:45	16:15	16:15					
AM Pk Volume	21	41	41	59	0.868	PM Pk Volume	48	36	36	76	0.905					
Pk Hr Factor	0.750	0.788	0.868	0.868	0.868	Pk Hr Factor	0.923	1.000	1.000	0.905	0.905					
7 - 9 Volume	29	77	0	0	106	4 - 6 Volume	74	61	0	0	135					
7 - 9 Peak Hour	07:30	08:00	08:00	08:00	08:00	4 - 6 Peak Hour	16:00	16:45	16:45	16:15	16:15					
7 - 9 Pk Volume	19	41	41	59	59	4 - 6 Pk Volume	45	36	36	76	76					
Pk Hr Factor	0.792	0.788	0.868	0.868	0.868	Pk Hr Factor	0.855	1.000	1.000	0.905	0.905					
							375		450		0		0		825	



**North Bound**

Time	< 15	15 - 19	20 - 24	25 - 29	30 - 34	35 - 39	40 - 44	45 - 49	50 - 54	55 - 59	60 - 64	65 - 69	70 +	Total
00:00 AM	0	0	0	0	0	0	0	0	0	0	0	0	0	0
00:15	1	1	0	0	0	0	0	0	0	0	0	0	0	2
00:30	0	0	0	0	0	0	0	0	0	0	0	0	0	0
00:45	1	0	0	0	0	0	0	0	0	0	0	0	0	1
01:00	1	2	0	0	0	0	0	0	0	0	0	0	0	3
01:15	0	0	0	0	0	0	0	0	0	0	0	0	0	0
01:30	1	0	0	0	0	0	0	0	0	0	0	0	0	1
01:45	0	0	0	0	0	0	0	0	0	0	0	0	0	0
02:00	1	1	0	0	0	0	0	0	0	0	0	0	0	2
02:15	0	0	0	0	0	0	0	0	0	0	0	0	0	0
02:30	0	0	0	0	0	0	0	0	0	0	0	0	0	0
02:45	0	0	0	0	0	0	0	0	0	0	0	0	0	0
03:00	0	0	0	0	0	0	0	0	0	0	0	0	0	0
03:15	0	1	0	0	0	0	0	0	0	0	0	0	0	1
03:30	0	0	0	0	0	0	0	0	0	0	0	0	0	0
03:45	0	0	0	0	0	0	0	0	0	0	0	0	0	0
04:00	0	0	0	0	0	0	0	0	0	0	0	0	0	0
04:15	0	1	0	0	0	0	0	0	0	0	0	0	0	1
04:30	0	1	0	0	0	0	0	0	0	0	0	0	0	1
04:45	0	1	0	0	0	0	0	0	0	0	0	0	0	1
05:00	0	1	0	0	0	0	0	0	0	0	0	0	0	1
05:15	0	1	0	0	0	0	0	0	0	0	0	0	0	1
05:30	0	0	0	0	0	0	0	0	0	0	0	0	0	0
05:45	0	1	1	0	0	0	0	0	0	0	0	0	0	2
06:00	2	0	0	0	0	0	0	0	0	0	0	0	0	2
06:15	0	1	0	0	0	0	0	0	0	0	0	0	0	1
06:30	0	0	0	0	0	0	0	0	0	0	0	0	0	0
06:45	3	0	0	0	0	0	0	0	0	0	0	0	0	3
07:00	0	0	0	0	0	0	0	0	0	0	0	0	0	0
07:15	2	1	0	0	0	0	0	0	0	0	0	0	0	3
07:30	3	0	0	0	0	0	0	0	0	0	0	0	0	3
07:45	2	2	0	0	0	0	0	0	0	0	0	0	0	4
08:00	2	1	0	0	0	0	0	0	0	0	0	0	0	3
08:15	4	0	0	0	0	0	0	0	0	0	0	0	0	4
08:30	1	0	0	0	0	0	0	0	0	0	0	0	0	1
08:45	5	2	0	0	0	0	0	0	0	0	0	0	0	7
09:00	6	1	0	0	0	0	0	0	0	0	0	0	0	7
09:15	2	1	0	0	0	0	0	0	0	0	0	0	0	3
09:30	0	5	1	0	0	0	0	0	0	0	0	0	0	6
09:45	1	4	0	0	0	0	0	0	0	0	0	0	0	5
10:00	2	2	0	0	0	0	0	0	0	0	0	0	0	4
10:15	2	2	0	0	0	0	0	0	0	0	0	0	0	4
10:30	2	2	1	0	0	0	0	0	0	0	0	0	0	5
10:45	2	0	0	0	0	0	0	0	0	0	0	0	0	2
11:00	5	1	0	0	0	0	0	0	0	0	0	0	0	6
11:15	4	0	0	0	0	0	0	0	0	0	0	0	0	4
11:30	2	1	0	0	0	0	0	0	0	0	0	0	0	3
11:45	0	3	0	0	0	0	0	0	0	0	0	0	0	3
12:00 PM	3	4	0	0	0	0	0	0	0	0	0	0	0	7
12:15	3	2	0	0	0	0	0	0	0	0	0	0	0	5
12:30	1	1	0	0	0	0	0	0	0	0	0	0	0	2
12:45	2	3	0	0	0	0	0	0	0	0	0	0	0	5
13:00	3	4	1	0	0	0	0	0	0	0	0	0	0	8
13:15	2	5	0	0	0	0	0	0	0	0	0	0	0	7
13:30	2	2	0	0	0	0	0	0	0	0	0	0	0	4
13:45	3	4	0	0	0	0	0	0	0	0	0	0	0	7
14:00	1	1	0	0	0	0	0	0	0	0	0	0	0	2
14:15	5	5	0	0	0	0	0	0	0	0	0	0	0	10
14:30	2	3	0	0	0	0	0	0	0	0	0	0	0	5
14:45	3	1	0	0	0	0	0	0	0	0	0	0	0	4
15:00	2	6	0	0	0	0	0	0	0	0	0	0	0	8
15:15	9	5	0	0	0	0	0	0	0	0	0	0	0	14
15:30	5	4	0	0	0	0	0	0	0	0	0	0	0	9
15:45	3	9	0	0	0	0	0	0	0	0	0	0	0	12
16:00	10	5	0	0	0	0	0	0	0	0	0	0	0	15
16:15	8	5	1	0	0	0	0	0	0	0	0	0	0	14
16:30	4	7	1	0	0	0	0	0	0	0	0	0	0	12
16:45	6	1	0	0	0	0	0	0	0	0	0	0	0	7
17:00	6	5	0	0	0	0	0	0	0	0	0	0	0	11
17:15	5	6	0	0	0	0	0	0	0	0	0	0	0	11
17:30	5	4	0	0	0	0	0	0	0	0	0	0	0	9
17:45	6	8	0	0	0	0	0	0	0	0	0	0	0	14
18:00	5	3	1	0	0	0	0	0	0	0	0	0	0	9
18:15	4	2	1	0	0	0	0	0	0	0	0	0	0	7
18:30	6	7	0	0	0	0	0	0	0	0	0	0	0	13
18:45	4	3	0	0	0	0	0	0	0	0	0	0	0	7
19:00	1	7	0	0	0	0	0	0	0	0	0	0	0	8
19:15	4	4	0	0	0	0	0	0	0	0	0	0	0	8
19:30	7	3	0	0	0	0	0	0	0	0	0	0	0	10
19:45	5	3	0	0	0	0	0	0	0	0	0	0	0	8
20:00	2	5	0	0	0	0	0	0	0	0	0	0	0	7
20:15	4	3	0	0	0	0	0	0	0	0	0	0	0	7
20:30	5	1	0	0	0	0	0	0	0	0	0	0	0	6
20:45	6	1	0	0	0	0	0	0	0	0	0	0	0	7
21:00	2	1	0	0	0	0	0	0	0	0	0	0	0	3
21:15	4	1	0	0	0	0	0	0	0	0	0	0	0	5
21:30	1	1	0	0	0	0	0	0	0	0	0	0	0	2
21:45	1	4	0	0	0	0	0	0	0	0	0	0	0	5
22:00	1	2	1	0	0	0	0	0	0	0	0	0	0	4
22:15	2	0	0	0	0	0	0	0	0	0	0	0	0	2
22:30	3	0	0	0	0	0	0	0	0	0	0	0	0	3
22:45	1	1	0	0	0	0	0	0	0	0	0	0	0	2
23:00	2	1	0	0	0	0	0	0	0	0	0	0	0	3
23:15	1	0	0	0	0	0	0	0	0	0	0	0	0	1
23:30	0	0	0	0	0	0	0	0	0	0	0	0	0	0
23:45	1	0	0	0	0	0	0	0	0	0	0	0	0	1
<b>Totals</b>	<b>228</b>	<b>193</b>	<b>10</b>											<b>431</b>
<b>% of Totals</b>	<b>53%</b>	<b>45%</b>	<b>2%</b>											<b>100%</b>

<b>AM Volumes</b>	57	49	3	0	0	0	0	0	0	0	0	0	0	100
<b>% AM</b>	13%	9%	1%											23%
<b>AM Peak Hour</b>	08:15	09:30	05:00											08:45
<b>Volume</b>	16	13	1											23
<b>PM Volumes</b>	171	153	7	0	0	0	0	0	0	0	0	0	0	331
<b>% PM</b>	40%	35%	2%											77%
<b>PM Peak Hour</b>	16:00	15:45	15:45											15:45
<b>Volume</b>	28	26	2											53
<b>Directional Peak Periods</b>	<b>AM 7-9</b>		<b>NOON 12-2</b>				<b>PM 4-6</b>		<b>Off Peak Volumes</b>					
<b>All Classes</b>	Volume	%	Volume	%	Volume	%	Volume	%	Volume	%	Volume	%	Volume	%
	25	6%	45	10%	93	22%	268	62%						

Street Name	Direction	Percentiles					ADT
		15th	50th	Average	85th	95th	
SW 95th Ave	North Bound	8	14	14	19	20	431
SW 95th Ave	South Bound	15	19	19	24	25	452

Time	< 15	15 - 19	20 - 24	25 - 29	30 - 34	35 - 39	40 - 44	45 - 49	50 - 54	55 - 59	60 - 64	65 - 69	70 +	Total
00:00 AM	0	1	0	0	0	0	0	0	0	0	0	0	0	1
00:15	0	1	0	0	0	0	0	0	0	0	0	0	0	1
00:30	0	0	0	0	0	0	0	0	0	0	0	0	0	0
00:45	0	0	0	1	0	0	0	0	0	0	0	0	0	1
01:00	0	0	0	0	0	0	0	0	0	0	0	0	0	0
01:15	0	0	0	0	0	0	0	0	0	0	0	0	0	0
01:30	0	0	0	0	0	0	0	0	0	0	0	0	0	0
01:45	0	0	0	0	0	0	0	0	0	0	0	0	0	0
02:00	0	0	0	0	0	0	0	0	0	0	0	0	0	0
02:15	1	0	0	0	0	0	0	0	0	0	0	0	0	1
02:30	0	0	0	0	0	0	0	0	0	0	0	0	0	0
02:45	0	1	0	0	0	0	0	0	0	0	0	0	0	1
03:00	0	0	0	0	0	0	0	0	0	0	0	0	0	0
03:15	0	0	0	0	0	0	0	0	0	0	0	0	0	0
03:30	0	0	0	0	0	0	0	0	0	0	0	0	0	0
03:45	0	0	1	0	0	0	0	0	0	0	0	0	0	1
04:00	0	0	0	0	0	0	0	0	0	0	0	0	0	0
04:15	0	1	0	0	0	0	0	0	0	0	0	0	0	1
04:30	0	0	0	0	0	0	0	0	0	0	0	0	0	0
04:45	1	2	2	0	0	0	0	0	0	0	0	0	0	5
05:00	1	2	1	0	0	0	0	0	0	0	0	0	0	4
05:15	0	2	3	0	1	0	0	0	0	0	0	0	0	6
05:30	1	0	0	1	0	0	0	0	0	0	0	0	0	2
05:45	0	2	2	0	0	0	0	0	0	0	0	0	0	4
06:00	0	1	2	0	0	0	0	0	0	0	0	0	0	3
06:15	2	5	6	0	0	0	0	0	0	0	0	0	0	13
06:30	1	6	2	0	0	0	0	0	0	0	0	0	0	9
06:45	3	2	4	0	0	0	0	0	0	0	0	0	0	9
07:00	1	4	4	0	0	0	0	0	0	0	0	0	0	9
07:15	0	6	2	1	0	0	0	0	0	0	0	0	0	9
07:30	1	2	3	0	0	0	0	0	0	0	0	0	0	6
07:45	0	4	4	0	0	0	0	0	0	0	0	0	0	8
08:00	1	3	1	1	0	0	0	0	0	0	0	0	0	6
08:15	1	3	2	0	0	0	0	0	0	0	0	0	0	6
08:30	1	6	3	1	0	0	0	0	0	0	0	0	0	11
08:45	1	7	0	0	0	0	0	0	0	0	0	0	0	8
09:00	1	3	2	2	0	0	0	0	0	0	0	0	0	8
09:15	0	3	1	0	0	0	0	0	0	0	0	0	0	4
09:30	0	3	2	0	0	0	0	0	0	0	0	0	0	5
09:45	0	1	5	0	0	0	0	0	0	0	0	0	0	6
10:00	0	4	0	1	0	0	0	0	0	0	0	0	0	5
10:15	2	5	3	0	0	0	0	0	0	0	0	0	0	10
10:30	0	1	4	0	0	0	0	0	0	0	0	0	0	5
10:45	2	2	1	0	0	0	0	0	0	0	0	0	0	5
11:00	1	2	2	0	0	0	0	0	0	0	0	0	0	5
11:15	0	3	1	0	0	0	0	0	0	0	0	0	0	4
11:30	0	3	3	0	0	0	0	0	0	0	0	0	0	6
11:45	0	1	1	1	0	0	0	0	0	0	0	0	0	3
12:00 PM	1	2	5	0	0	0	0	0	0	0	0	0	0	8
12:15	1	6	0	0	0	0	0	0	0	0	0	0	0	7
12:30	0	1	0	1	0	0	0	0	0	0	0	0	0	2
12:45	0	6	4	0	0	0	0	0	0	0	0	0	0	10
13:00	0	5	0	0	0	0	0	0	0	0	0	0	0	5
13:15	1	3	2	0	0	0	0	0	0	0	0	0	0	6
13:30	2	1	0	0	0	0	0	0	0	0	0	0	0	4
13:45	0	3	2	0	0	0	0	0	0	0	0	0	0	5
14:00	2	6	0	0	1	0	0	0	0	0	0	0	0	9
14:15	0	3	2	0	0	0	0	0	0	0	0	0	0	5
14:30	0	5	1	0	0	0	0	0	0	0	0	0	0	6
14:45	1	1	1	0	0	0	0	0	0	0	0	0	0	3
15:00	0	2	4	0	0	0	0	0	0	0	0	0	0	6
15:15	2	3	4	0	0	0	0	0	0	0	0	0	0	9
15:30	1	1	4	1	0	0	0	0	0	0	0	0	0	7
15:45	1	2	1	0	0	0	0	0	0	0	0	0	0	4
16:00	1	2	2	0	0	0	0	0	0	0	0	0	0	5
16:15	1	5	1	0	0	0	0	0	0	0	0	0	0	8
16:30	1	4	3	0	0	0	0	0	0	0	0	0	0	8
16:45	0	1	1	1	0	0	0	0	0	0	0	0	0	3
17:00	1	4	3	0	0	0	0	0	0	0	0	0	0	8
17:15	0	1	1	1	0	0	0	0	0	0	0	0	0	3
17:30	1	4	1	0	0	0	0	0	0	0	0	0	0	6
17:45	1	3	7	0	0	0	0	0	0	0	0	0	0	11
18:00	2	3	1	1	0	0	0	0	0	0	0	0	0	7
18:15	1	3	3	1	0	0	0	0	0	0	0	0	0	8
18:30	0	4	3	0	0	0	0	0	0	0	0	0	0	7
18:45	3	2	2	0	0	0	0	0	0	0	0	0	0	7
19:00	2	4	4	0	0	0	0	0	0	0	0	0	0	10
19:15	1	3	2	0	0	0	0	0	0	0	0	0	0	6
19:30	0	3	3	1	0	0	0	0	0	0	0	0	0	7
19:45	1	3	1	0	0	0	0	0	0	0	0	0	0	5
20:00	3	2	2	0	0	0	0	0	0	0	0	0	0	7
20:15	3	2	3	2	0	0	0	0	0	0	0	0	0	10
20:30	3	3	1	1	0	0	0	0	0	0	0	0	0	7
20:45	1	1	0	0	0	0	0	0	0	0	0	0	0	2
21:00	0	3	1	0	0	0	0	0	0	0	0	0	0	4
21:15	0	3	1	0	0	0	0	0	0	0	0	0	0	4
21:30	0	1	2	0	0	0	0	0	0	0	0	0	0	3
21:45	0	3	0	0	0	0	0	0	0	0	0	0	0	3
22:00	0	0	0	0	0	0	0	0	0	0	0	0	0	0
22:15	0	0	0	0	0	0	0	0	0	0	0	0	0	0
22:30	1	1	2	0	0	1	0	0	0	0	0	0	0	5
22:45	0	0	1	0	0	0	0	0	0	0	0	0	0	1
23:00	0	0	0	0	0	0	0	0	0	0	0	0	0	0
23:15	0	2	2	0	0	0	0	0	0	0	0	0	0	4
23:30	0	1	2	0	0	0	0	0	0	0	0	0	0	3
23:45	0	1	1	0	0	0	0	0	0	0	0	0	0	2
Totals	61	214	153	21	2	1								452
% of Totals	13%	47%	34%	5%	0%	0%								100%

AM Peak Hour	Volume	%	NOON 12-2	Volume	%	PM 4-6	Volume	%	Off Peak Volumes	Volume	%
AM Peak Hour	66:15	88:00	06:15	08:15	04:30	06:35					
Volume	7	15	15	11	1	7					
% AM	5%	20%	15%	2%	0%	2%					
% PM	9%	27%	19%	3%	0%	58%					
PM Peak Hour	19:45	21:15	17:45	19:30	13:45	21:45					
Volume	10	18	14	11	1	11					
Directional Peak Periods	AM 7-9		NOON 12-2		PM 4-6		Off Peak Volumes				
All Classes	Volume	%	Volume	%	Volume	%	Volume	%			
	63	14%	47	10%	52	12%	290	64%			

Street Name	Direction	15th	50th	Average	85th	95th	ADT
SW 95th Ave	North Bound	8	14	14	19	20	431
SW 95th Ave	South Bound	15	19	19	24	25	452

Summary

Time	< 15	15 - 19	20 - 24	25 - 29	30 - 34	35 - 39	40 - 44	45 - 49	50 - 54	55 - 59	60 - 64	65 - 69	70 +	Total
00:00 AM	0	1	0	0	0	0	0	0	0	0	0	0	0	1
00:15	1	2	0	0	0	0	0	0	0	0	0	0	0	3
00:30	0	0	0	0	0	0	0	0	0	0	0	0	0	0
00:45	1	0	0	1	0	0	0	0	0	0	0	0	0	2
01:00	1	2	0	0	0	0	0	0	0	0	0	0	0	3
01:15	0	0	0	0	0	0	0	0	0	0	0	0	0	0
01:30	1	0	0	0	0	0	0	0	0	0	0	0	0	1
01:45	0	0	0	0	0	0	0	0	0	0	0	0	0	0
02:00	1	1	0	0	0	0	0	0	0	0	0	0	0	2
02:15	1	0	0	0	0	0	0	0	0	0	0	0	0	1
02:30	0	0	0	0	0	0	0	0	0	0	0	0	0	0
02:45	0	1	0	0	0	0	0	0	0	0	0	0	0	1
03:00	0	0	0	0	0	0	0	0	0	0	0	0	0	0
03:15	0	1	0	0	0	0	0	0	0	0	0	0	0	1
03:30	0	0	0	0	0	0	0	0	0	0	0	0	0	0
03:45	0	0	1	0	0	0	0	0	0	0	0	0	0	1
04:00	0	0	0	0	0	0	0	0	0	0	0	0	0	0
04:15	0	2	0	0	0	0	0	0	0	0	0	0	0	2
04:30	0	1	0	0	0	0	0	0	0	0	0	0	0	1
04:45	1	3	2	0	0	0	0	0	0	0	0	0	0	6
05:00	1	3	1	0	1	0	0	0	0	0	0	0	0	5
05:15	0	3	3	0	1	0	0	0	0	0	0	0	0	7
05:30	1	0	0	1	0	0	0	0	0	0	0	0	0	2
05:45	0	3	3	0	0	0	0	0	0	0	0	0	0	6
06:00	2	1	2	0	0	0	0	0	0	0	0	0	0	5
06:15	2	6	6	0	0	0	0	0	0	0	0	0	0	14
06:30	1	6	2	0	0	0	0	0	0	0	0	0	0	9
06:45	6	2	4	0	0	0	0	0	0	0	0	0	0	12
07:00	1	4	4	0	0	0	0	0	0	0	0	0	0	9
07:15	2	7	2	1	0	0	0	0	0	0	0	0	0	12
07:30	4	2	3	0	0	0	0	0	0	0	0	0	0	9
07:45	2	6	4	0	0	0	0	0	0	0	0	0	0	12
08:00	3	4	1	1	0	0	0	0	0	0	0	0	0	9
08:15	5	3	2	0	0	0	0	0	0	0	0	0	0	10
08:30	2	6	3	1	0	0	0	0	0	0	0	0	0	12
08:45	6	9	0	0	0	0	0	0	0	0	0	0	0	15
09:00	7	4	2	2	0	0	0	0	0	0	0	0	0	15
09:15	2	4	1	0	0	0	0	0	0	0	0	0	0	7
09:30	0	8	3	0	0	0	0	0	0	0	0	0	0	11
09:45	1	5	5	0	0	0	0	0	0	0	0	0	0	11
10:00	2	6	0	1	0	0	0	0	0	0	0	0	0	9
10:15	4	7	3	0	0	0	0	0	0	0	0	0	0	14
10:30	2	3	5	0	0	0	0	0	0	0	0	0	0	10
10:45	4	2	1	0	0	0	0	0	0	0	0	0	0	7
11:00	6	3	2	0	0	0	0	0	0	0	0	0	0	11
11:15	4	3	1	0	0	0	0	0	0	0	0	0	0	8
11:30	2	4	3	0	0	0	0	0	0	0	0	0	0	9
11:45	0	4	1	1	0	0	0	0	0	0	0	0	0	6
12:00 PM	4	6	5	0	0	0	0	0	0	0	0	0	0	15
12:15	4	8	0	0	0	0	0	0	0	0	0	0	0	12
12:30	1	2	0	1	0	0	0	0	0	0	0	0	0	4
12:45	2	9	4	0	0	0	0	0	0	0	0	0	0	15
13:00	3	9	1	0	0	0	0	0	0	0	0	0	0	13
13:15	3	8	2	0	0	0	0	0	0	0	0	0	0	13
13:30	4	3	0	1	0	0	0	0	0	0	0	0	0	8
13:45	3	7	2	0	0	0	0	0	0	0	0	0	0	12
14:00	3	7	0	0	1	0	0	0	0	0	0	0	0	11
14:15	5	8	2	0	0	0	0	0	0	0	0	0	0	15
14:30	2	8	1	0	0	0	0	0	0	0	0	0	0	11
14:45	4	2	1	0	0	0	0	0	0	0	0	0	0	7
15:00	2	8	4	0	0	0	0	0	0	0	0	0	0	14
15:15	11	8	4	0	0	0	0	0	0	0	0	0	0	23
15:30	6	5	4	1	0	0	0	0	0	0	0	0	0	16
15:45	4	11	1	0	0	0	0	0	0	0	0	0	0	16
16:00	11	7	2	0	0	0	0	0	0	0	0	0	0	20
16:15	9	10	2	1	0	0	0	0	0	0	0	0	0	22
16:30	5	11	4	0	0	0	0	0	0	0	0	0	0	20
16:45	6	2	1	1	0	0	0	0	0	0	0	0	0	10
17:00	7	9	3	0	0	0	0	0	0	0	0	0	0	19
17:15	5	7	1	1	0	0	0	0	0	0	0	0	0	14
17:30	6	8	1	0	0	0	0	0	0	0	0	0	0	15
17:45	7	11	0	0	0	0	0	0	0	0	0	0	0	25
18:00	7	6	2	1	0	0	0	0	0	0	0	0	0	16
18:15	5	5	4	1	0	0	0	0	0	0	0	0	0	15
18:30	6	11	3	0	0	0	0	0	0	0	0	0	0	20
18:45	7	5	2	0	0	0	0	0	0	0	0	0	0	14
19:00	3	11	5	0	0	0	0	0	0	0	0	0	0	19
19:15	5	7	2	0	0	0	0	0	0	0	0	0	0	14
19:30	7	6	3	1	0	0	0	0	0	0	0	0	0	17
19:45	6	6	1	0	0	0	0	0	0	0	0	0	0	13
20:00	5	7	2	0	0	0	0	0	0	0	0	0	0	14
20:15	7	5	3	2	0	0	0	0	0	0	0	0	0	17
20:30	8	4	1	1	0	0	0	0	0	0	0	0	0	15
20:45	7	2	0	0	0	0	0	0	0	0	0	0	0	9
21:00	2	4	1	0	0	0	0	0	0	0	0	0	0	7
21:15	4	4	1	0	0	0	0	0	0	0	0	0	0	9
21:30	1	2	2	0	0	0	0	0	0	0	0	0	0	5
21:45	1	7	0	0	0	0	0	0	0	0	0	0	0	8
22:00	1	2	1	0	0	0	0	0	0	0	0	0	0	4
22:15	2	0	0	0	0	0	0	0	0	0	0	0	0	2
22:30	4	1	2	0	0	1	0	0	0	0	0	0	0	8
22:45	1	1	1	0	0	0	0	0	0	0	0	0	0	3
23:00	2	1	0	0	0	0	0	0	0	0	0	0	0	3
23:15	1	2	2	0	0	0	0	0	0	0	0	0	0	5
23:30	0	1	2	0	0	0	0	0	0	0	0	0	0	3
23:45	1	1	1	0	0	0	0	0	0	0	0	0	0	3
Totals	288	407	163	21	2	1								883
% of Totals	33%	46%	18%	2%	0%	0%								100%

Directional Peak Periods	AM 7-9		NOON 12-2		PM 4-6		Off Peak Volumes	
All Classes	Volume	%	Volume	%	Volume	%	Volume	%
	88	10%	92	10%	145	16%	558	63%

Street Name	Direction	15th	50th	Average	85th	95th	ADT
SW 95th Ave	Summary	10	17	16	22	24	883

# SPEED

SW 95th Ave Bet. SW 51st St & SW 51st Ct

Day: Wednesday

Date: 6/7/2023

City: Cooper City

Project #: FL23\_140259\_022n

## North Bound

Time	< 15	15 - 19	20 - 24	25 - 29	30 - 34	35 - 39	40 - 44	45 - 49	50 - 54	55 - 59	60 - 64	65 - 69	70 +	Total
00:00 AM	2	1	0	0	0	0	0	0	0	0	0	0	0	3
01:00	2	2	0	0	0	0	0	0	0	0	0	0	0	4
02:00	1	1	0	0	0	0	0	0	0	0	0	0	0	2
03:00	0	1	0	0	0	0	0	0	0	0	0	0	0	1
04:00	0	3	0	0	0	0	0	0	0	0	0	0	0	3
05:00	0	3	1	0	0	0	0	0	0	0	0	0	0	4
06:00	5	1	0	0	0	0	0	0	0	0	0	0	0	6
07:00	7	3	0	0	0	0	0	0	0	0	0	0	0	10
08:00	12	3	0	0	0	0	0	0	0	0	0	0	0	15
09:00	9	11	1	0	0	0	0	0	0	0	0	0	0	21
10:00	8	6	1	0	0	0	0	0	0	0	0	0	0	15
11:00	11	5	0	0	0	0	0	0	0	0	0	0	0	16
12:00 PM	9	10	0	0	0	0	0	0	0	0	0	0	0	19
13:00	10	15	1	0	0	0	0	0	0	0	0	0	0	26
14:00	11	10	0	0	0	0	0	0	0	0	0	0	0	21
15:00	19	24	0	0	0	0	0	0	0	0	0	0	0	43
16:00	28	18	2	0	0	0	0	0	0	0	0	0	0	48
17:00	22	23	0	0	0	0	0	0	0	0	0	0	0	45
18:00	19	15	2	0	0	0	0	0	0	0	0	0	0	36
19:00	17	17	1	0	0	0	0	0	0	0	0	0	0	35
20:00	17	10	0	0	0	0	0	0	0	0	0	0	0	27
21:00	8	7	0	0	0	0	0	0	0	0	0	0	0	15
22:00	7	3	1	0	0	0	0	0	0	0	0	0	0	11
23:00	4	1	0	0	0	0	0	0	0	0	0	0	0	5
<b>Totals</b>	<b>228</b>	<b>193</b>	<b>10</b>											<b>431</b>
<b>% of Totals</b>	53%	45%	2%											100%

<b>AM Volumes</b>	57	40	3	0	0	0	0	0	0	0	0	0	0	100
<b>% AM</b>	13%	9%	1%											23%
<b>AM Peak Hour</b>	08:00	09:00	05:00											09:00
<b>Volume</b>	12	11	1											21
<b>PM Volumes</b>	171	153	7	0	0	0	0	0	0	0	0	0	0	331
<b>% PM</b>	40%	35%	2%											77%
<b>PM Peak Hour</b>	16:00	15:00	16:00											16:00
<b>Volume</b>	28	24	2											48

Directional Peak Periods All Speeds	AM 7-9		NOON 12-2		PM 4-6		Off Peak Volumes	
	Volume	%	Volume	%	Volume	%	Volume	%
	25	↔ 6%	45	↔ 10%	93	↔ 22%	268	↔ 62%

Street Name	Direction	Percentiles					ADT
		15th	50th	Average	85th	95th	
SW 95th Ave	North Bound	8	14	14	19	20	431
SW 95th Ave	South Bound	15	19	19	24	25	452



# SPEED

SW 95th Ave Bet. SW 51st St & SW 51st Ct

Day: Wednesday

Date: 6/7/2023

City: Cooper City

Project #: FL23\_140259\_022s

## South Bound

Time	< 15	15 - 19	20 - 24	25 - 29	30 - 34	35 - 39	40 - 44	45 - 49	50 - 54	55 - 59	60 - 64	65 - 69	70 +	Total
00:00 AM	0	2	0	1	0	0	0	0	0	0	0	0	0	3
01:00	0	0	0	0	0	0	0	0	0	0	0	0	0	0
02:00	1	1	0	0	0	0	0	0	0	0	0	0	0	2
03:00	0	0	1	0	0	0	0	0	0	0	0	0	0	1
04:00	1	3	2	0	0	0	0	0	0	0	0	0	0	6
05:00	2	6	6	1	1	0	0	0	0	0	0	0	0	16
06:00	6	14	14	0	0	0	0	0	0	0	0	0	0	34
07:00	2	16	13	1	0	0	0	0	0	0	0	0	0	32
08:00	4	19	6	2	0	0	0	0	0	0	0	0	0	31
09:00	1	10	10	2	0	0	0	0	0	0	0	0	0	23
10:00	4	12	8	1	0	0	0	0	0	0	0	0	0	25
11:00	1	9	7	1	0	0	0	0	0	0	0	0	0	18
12:00 PM	2	15	9	1	0	0	0	0	0	0	0	0	0	27
13:00	3	12	4	1	0	0	0	0	0	0	0	0	0	20
14:00	3	15	4	0	1	0	0	0	0	0	0	0	0	23
15:00	4	8	13	1	0	0	0	0	0	0	0	0	0	26
16:00	3	12	7	2	0	0	0	0	0	0	0	0	0	24
17:00	3	12	12	1	0	0	0	0	0	0	0	0	0	28
18:00	6	12	9	2	0	0	0	0	0	0	0	0	0	29
19:00	4	13	10	1	0	0	0	0	0	0	0	0	0	28
20:00	10	8	6	2	0	0	0	0	0	0	0	0	0	26
21:00	0	10	4	1	0	0	0	0	0	0	0	0	0	15
22:00	1	1	3	0	0	1	0	0	0	0	0	0	0	6
23:00	0	4	5	0	0	0	0	0	0	0	0	0	0	9
<b>Totals</b>	<b>61</b>	<b>214</b>	<b>153</b>	<b>21</b>	<b>2</b>	<b>1</b>								<b>452</b>
<b>% of Totals</b>	13%	47%	34%	5%	0%	0%								100%

<b>AM Volumes</b>	22	92	67	9	1	0	0	0	0	0	0	0	0	191
<b>% AM</b>	5%	20%	15%	2%	0%									42%
<b>AM Peak Hour</b>	06:00	08:00	06:00	08:00	05:00									06:00
<b>Volume</b>	6	19	14	2	1									34
<b>PM Volumes</b>	39	122	86	12	1	1	0	0	0	0	0	0	0	261
<b>% PM</b>	9%	27%	19%	3%	0%	0%								58%
<b>PM Peak Hour</b>	20:00	12:00	15:00	16:00	14:00	22:00								18:00
<b>Volume</b>	10	15	13	2	1	1								29

Directional Peak Periods All Speeds	AM 7-9		NOON 12-2		PM 4-6		Off Peak Volumes	
	Volume	%	Volume	%	Volume	%	Volume	%
	63	↔ 14%	47	↔ 10%	52	↔ 12%	290	↔ 64%

Street Name	Direction	Percentiles					ADT
		15th	50th	Average	85th	95th	
SW 95th Ave	North Bound	8	14	14	19	20	431
SW 95th Ave	South Bound	15	19	19	24	25	452

# SPEED

SW 95th Ave Bet. SW 51st St & SW 51st Ct

Day: Wednesday

Date: 6/7/2023

City: Cooper City

Project #: FL23\_140259\_022

## Summary

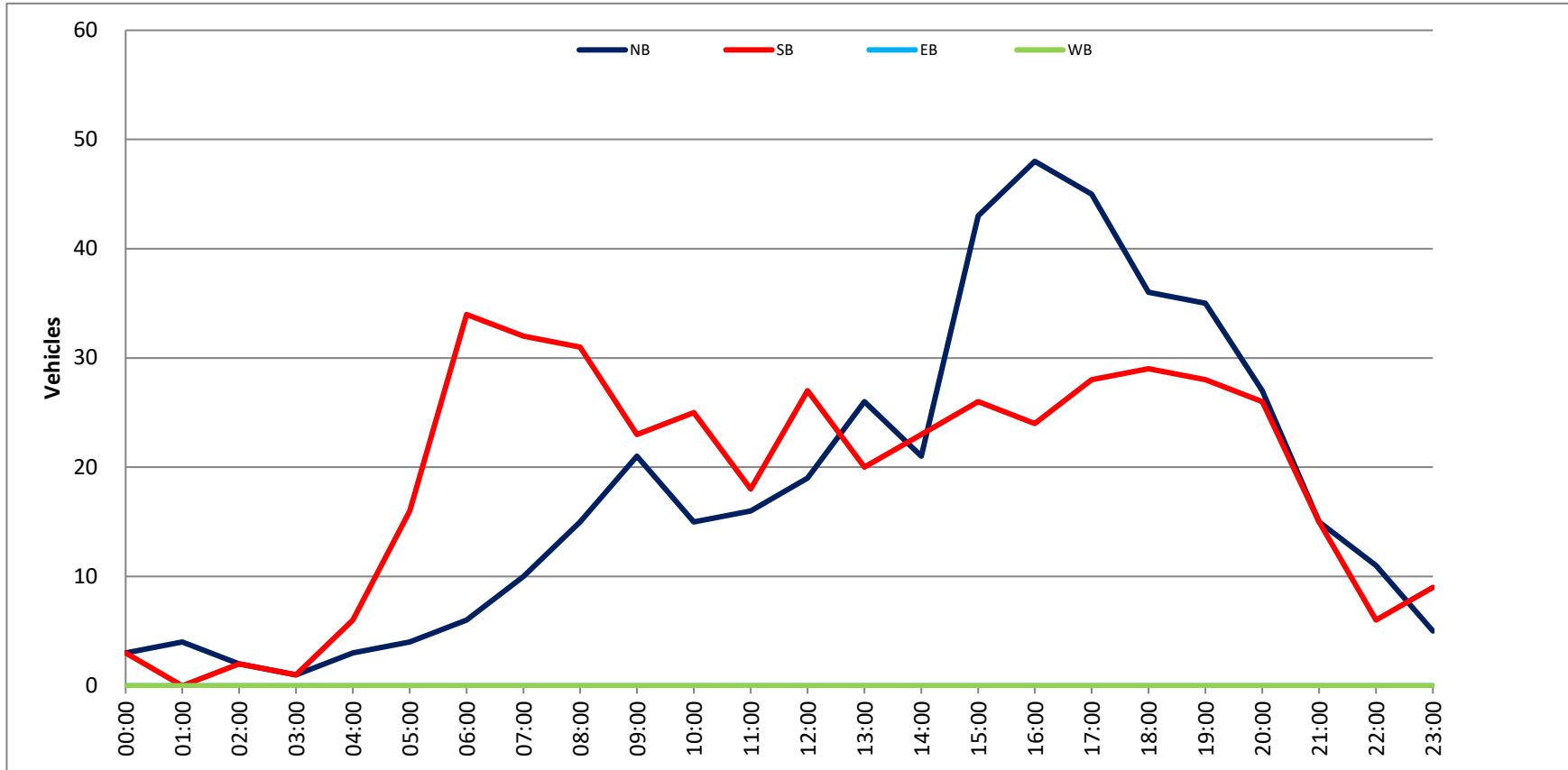
Time	< 15	15 - 19	20 - 24	25 - 29	30 - 34	35 - 39	40 - 44	45 - 49	50 - 54	55 - 59	60 - 64	65 - 69	70 +	Total
00:00 AM	2	3	0	1	0	0	0	0	0	0	0	0	0	6
01:00	2	2	0	0	0	0	0	0	0	0	0	0	0	4
02:00	2	2	0	0	0	0	0	0	0	0	0	0	0	4
03:00	0	1	1	0	0	0	0	0	0	0	0	0	0	2
04:00	1	6	2	0	0	0	0	0	0	0	0	0	0	9
05:00	2	9	7	1	1	0	0	0	0	0	0	0	0	20
06:00	11	15	14	0	0	0	0	0	0	0	0	0	0	40
07:00	9	19	13	1	0	0	0	0	0	0	0	0	0	42
08:00	16	22	6	2	0	0	0	0	0	0	0	0	0	46
09:00	10	21	11	2	0	0	0	0	0	0	0	0	0	44
10:00	12	18	9	1	0	0	0	0	0	0	0	0	0	40
11:00	12	14	7	1	0	0	0	0	0	0	0	0	0	34
12:00 PM	11	25	9	1	0	0	0	0	0	0	0	0	0	46
13:00	13	27	5	1	0	0	0	0	0	0	0	0	0	46
14:00	14	25	4	0	1	0	0	0	0	0	0	0	0	44
15:00	23	32	13	1	0	0	0	0	0	0	0	0	0	69
16:00	31	30	9	2	0	0	0	0	0	0	0	0	0	72
17:00	25	35	12	1	0	0	0	0	0	0	0	0	0	73
18:00	25	27	11	2	0	0	0	0	0	0	0	0	0	65
19:00	21	30	11	1	0	0	0	0	0	0	0	0	0	63
20:00	27	18	6	2	0	0	0	0	0	0	0	0	0	53
21:00	8	17	4	1	0	0	0	0	0	0	0	0	0	30
22:00	8	4	4	0	0	1	0	0	0	0	0	0	0	17
23:00	4	5	5	0	0	0	0	0	0	0	0	0	0	14
<b>Totals</b>	<b>289</b>	<b>407</b>	<b>163</b>	<b>21</b>	<b>2</b>	<b>1</b>								<b>883</b>
<b>% of Totals</b>	<b>33%</b>	<b>46%</b>	<b>18%</b>	<b>2%</b>	<b>0%</b>	<b>0%</b>								<b>100%</b>

<b>AM Volumes</b>	79	132	70	9	1	0	0	0	0	0	0	0	0	291
<b>% AM</b>	9%	15%	8%	1%	0%									33%
<b>AM Peak Hour</b>	08:00	08:00	06:00	08:00	05:00									08:00
<b>Volume</b>	16	22	14	2	1									46
<b>PM Volumes</b>	210	275	93	12	1	1	0	0	0	0	0	0	0	592
<b>% PM</b>	24%	31%	11%	1%	0%	0%								67%
<b>PM Peak Hour</b>	16:00	17:00	15:00	16:00	14:00	22:00								17:00
<b>Volume</b>	31	35	13	2	1	1								73

Directional Peak Periods All Speeds	AM 7-9		NOON 12-2		PM 4-6		Off Peak Volumes	
	Volume	%	Volume	%	Volume	%	Volume	%
	88	↔ 10%	92	↔ 10%	145	↔ 16%	558	↔ 63%

Street Name	Direction	Percentiles					ADT
		15th	50th	Average	85th	95th	
SW 95th Ave	Summary	10	17	16	22	24	883





**SPEED**

SW 95th Ave Bet. SW 51st St & SW 51st Ct

Day: Thursday  
Date: 6/8/2023

City: Cooper City  
Project #: FL23\_140259\_022n

North Bound														
Time	< 15	15 - 19	20 - 24	25 - 29	30 - 34	35 - 39	40 - 44	45 - 49	50 - 54	55 - 59	60 - 64	65 - 69	70 +	Total
00:00 AM	1	1	0	0	0	0	0	0	0	0	0	0	0	2
00:15	0	0	0	0	0	0	0	0	0	0	0	0	0	0
00:30	0	1	0	0	0	0	0	0	0	0	0	0	0	1
00:45	0	0	0	0	0	0	0	0	0	0	0	0	0	0
01:00	0	0	0	0	0	0	0	0	0	0	0	0	0	0
01:15	1	0	0	0	0	0	0	0	0	0	0	0	0	1
01:30	2	0	0	0	0	0	0	0	0	0	0	0	0	2
01:45	0	0	0	0	0	0	0	0	0	0	0	0	0	0
02:00	0	0	0	0	0	0	0	0	0	0	0	0	0	0
02:15	0	0	0	0	0	0	0	0	0	0	0	0	0	0
02:30	0	0	0	0	0	0	0	0	0	0	0	0	0	0
02:45	0	0	0	0	0	0	0	0	0	0	0	0	0	0
03:00	0	0	0	0	0	0	0	0	0	0	0	0	0	0
03:15	0	0	0	0	0	0	0	0	0	0	0	0	0	0
03:30	0	0	0	0	0	0	0	0	0	0	0	0	0	0
03:45	0	0	0	0	0	0	0	0	0	0	0	0	0	0
04:00	0	0	0	0	0	0	0	0	0	0	0	0	0	0
04:15	0	1	0	0	0	0	0	0	0	0	0	0	0	1
04:30	0	1	0	0	0	0	0	0	0	0	0	0	0	1
04:45	0	0	0	0	0	0	0	0	0	0	0	0	0	0
05:00	0	1	0	0	0	0	0	0	0	0	0	0	0	1
05:15	0	0	0	0	0	0	0	0	0	0	0	0	0	0
05:30	0	0	0	0	0	0	0	0	0	0	0	0	0	0
05:45	0	0	0	0	0	0	0	0	0	0	0	0	0	0
06:00	2	0	0	0	0	0	0	0	0	0	0	0	0	2
06:15	0	1	0	0	0	0	0	0	0	0	0	0	0	1
06:30	1	0	0	0	0	0	0	0	0	0	0	0	0	1
06:45	0	0	1	0	0	0	0	0	0	0	0	0	0	1
07:00	0	2	0	0	0	0	0	0	0	0	0	0	0	2
07:15	2	3	0	0	0	0	0	0	0	0	0	0	0	5
07:30	1	1	0	0	0	0	0	0	0	0	0	0	0	2
07:45	1	1	0	0	0	0	0	0	0	0	0	0	0	2
08:00	1	2	1	0	0	0	0	0	0	0	0	0	0	4
08:15	5	3	0	0	0	0	0	0	0	0	0	0	0	8
08:30	6	1	0	0	0	0	0	0	0	0	0	0	0	7
08:45	2	0	0	0	0	0	0	0	0	0	0	0	0	2
09:00	1	0	1	0	0	0	0	0	0	0	0	0	0	2
09:15	0	2	0	0	0	0	0	0	0	0	0	0	0	2
09:30	1	2	0	0	0	0	0	0	0	0	0	0	0	3
09:45	2	4	0	0	0	0	0	0	0	0	0	0	0	6
10:00	3	1	0	0	0	0	0	0	0	0	0	0	0	4
10:15	1	1	0	0	0	0	0	0	0	0	0	0	0	2
10:30	3	3	0	0	0	0	0	0	0	0	0	0	0	6
10:45	1	6	0	0	0	0	0	0	0	0	0	0	0	7
11:00	5	4	0	0	0	0	0	0	0	0	0	0	0	9
11:15	2	0	0	0	0	0	0	0	0	0	0	0	0	2
11:30	1	2	0	0	0	0	0	0	0	0	0	0	0	3
11:45	6	3	0	0	0	0	0	0	0	0	0	0	0	9
12:00 PM	6	2	0	0	0	0	0	0	0	0	0	0	0	8
12:15	2	0	1	0	0	0	0	0	0	0	0	0	0	3
12:30	1	2	0	0	0	0	0	0	0	0	0	0	0	3
12:45	1	0	0	0	0	0	0	0	0	0	0	0	0	1
13:00	2	2	1	0	0	0	0	0	0	0	0	0	0	5
13:15	2	2	0	0	0	0	0	0	0	0	0	0	0	4
13:30	8	2	0	0	0	0	0	0	0	0	0	0	0	10
13:45	4	2	0	0	0	0	0	0	0	0	0	0	0	6
14:00	1	5	0	0	0	0	0	0	0	0	0	0	0	6
14:15	1	2	0	0	0	0	0	0	0	0	0	0	0	3
14:30	1	3	0	0	0	0	0	0	0	0	0	0	0	4
14:45	1	2	1	0	0	0	0	0	0	0	0	0	0	4
15:00	3	6	0	0	0	0	0	0	0	0	0	0	0	9
15:15	2	5	0	0	0	0	0	0	0	0	0	0	0	7
15:30	6	0	0	0	0	0	0	0	0	0	0	0	0	6
15:45	5	7	1	0	0	0	0	0	0	0	0	0	0	13
16:00	6	4	0	0	0	0	0	0	0	0	0	0	0	10
16:15	4	5	0	0	0	0	0	0	0	0	0	0	0	9
16:30	7	5	0	0	0	0	0	0	0	0	0	0	0	12
16:45	1	3	0	0	0	0	0	0	0	0	0	0	0	4
17:00	3	4	0	0	0	0	0	0	0	0	0	0	0	7
17:15	1	2	0	0	0	0	0	0	0	0	0	0	0	3
17:30	2	6	0	0	0	0	0	0	0	0	0	0	0	8
17:45	1	9	1	0	0	0	0	0	0	0	0	0	0	11
18:00	6	3	0	0	0	0	0	0	0	0	0	0	0	9
18:15	3	2	0	0	0	0	0	0	0	0	0	0	0	5
18:30	3	6	1	0	0	0	0	0	0	0	0	0	0	10
18:45	2	2	0	0	0	0	0	0	0	0	0	0	0	4
19:00	1	6	0	0	0	0	0	0	0	0	0	0	0	7
19:15	4	2	0	0	0	0	0	0	0	0	0	0	0	6
19:30	2	3	1	0	0	0	0	0	0	0	0	0	0	6
19:45	2	5	1	0	0	0	0	0	0	0	0	0	0	8
20:00	3	2	0	0	0	0	0	0	0	0	0	0	0	5
20:15	4	3	0	0	0	0	0	0	0	0	0	0	0	7
20:30	1	3	0	0	0	0	0	0	0	0	0	0	0	4
20:45	2	3	1	0	0	0	0	0	0	0	0	0	0	6
21:00	0	1	1	0	0	0	0	0	0	0	0	0	0	2
21:15	1	2	0	0	0	0	0	0	0	0	0	0	0	3
21:30	3	1	0	0	0	0	0	0	0	0	0	0	0	4
21:45	3	3	0	0	0	0	0	0	0	0	0	0	0	6
22:00	0	2	0	0	0	0	0	0	0	0	0	0	0	2
22:15	0	1	0	0	0	0	0	0	0	0	0	0	0	1
22:30	1	0	0	0	0	0	0	0	0	0	0	0	0	1
22:45	0	3	0	0	0	0	0	0	0	0	0	0	0	3
23:00	0	1	0	0	0	0	0	0	0	0	0	0	0	1
23:15	0	1	0	0	0	0	0	0	0	0	0	0	0	1
23:30	2	1	0	0	0	0	0	0	0	0	0	0	0	3
23:45	0	1	2	0	0	0	0	0	0	0	0	0	0	3
<b>Totals</b>	<b>165</b>	<b>183</b>	<b>15</b>	<b>1</b>										<b>364</b>
% of Totals	45%	50%	4%	0%										100%
<b>AM Volumes</b>	53	47	3	0	0	0	0	0	0	0	0	0	0	103
% AM	14%	13%	1%											28%
<b>AM Peak Hour</b>	11:15	10:15	06:00											10:35
Volume	35	34	1											24
<b>PM Volumes</b>	114	130	12	1	0	0	0	0	0	0	0	0	0	263
% PM	31%	37%	3%	0%										72%
<b>PM Peak Hour</b>	15:45	15:45	12:15	18:15										15:45
Volume	22	21	2	1										44
<b>Directional Peak Periods</b>	AM 7-9		NOON 12-2				PM 4-6		Off Peak Volumes					
All Classes	Volume	%	Volume	%	Volume	%	Volume	%	Volume	%	Volume	%		
	32	9%	40	11%	64	18%	228	63%						

Street Name	Direction	Percentiles					
		15th	50th	Average	85th	95th	ADT
SW 95th Ave	North Bound	8	15	14	19	20	364
SW 95th Ave	South Bound	15	19	19	24	27	400

Time	< 15	15 - 19	20 - 24	25 - 29	30 - 34	35 - 39	40 - 44	45 - 49	50 - 54	55 - 59	60 - 64	65 - 69	70 +	Total
00:00 AM	0	0	0	0	0	0	0	0	0	0	0	0	0	0
00:15	0	0	0	0	0	0	0	0	0	0	0	0	0	0
00:30	0	0	0	0	0	0	0	0	0	0	0	0	0	0
00:45	1	0	2	0	0	0	0	0	0	0	0	0	0	3
01:00	0	0	0	0	0	0	0	0	0	0	0	0	0	0
01:15	0	0	0	0	0	0	0	0	0	0	0	0	0	0
01:30	0	0	0	0	0	0	0	0	0	0	0	0	0	0
01:45	0	0	0	0	0	0	0	0	0	0	0	0	0	0
02:00	0	0	0	0	0	0	0	0	0	0	0	0	0	0
02:15	0	0	0	0	0	0	0	0	0	0	0	0	0	0
02:30	0	0	0	0	0	0	0	0	0	0	0	0	0	0
02:45	0	0	0	0	0	0	0	0	0	0	0	0	0	0
03:00	0	0	0	0	0	0	0	0	0	0	0	0	0	0
03:15	0	0	0	0	0	0	0	0	0	0	0	0	0	0
03:30	0	0	0	0	0	0	0	0	0	0	0	0	0	0
03:45	0	0	0	0	0	0	0	0	0	0	0	0	0	0
04:00	1	0	0	0	0	0	0	0	0	0	0	0	0	1
04:15	0	0	0	0	0	0	0	0	0	0	0	0	0	0
04:30	0	1	1	0	0	0	0	0	0	0	0	0	0	2
04:45	1	0	2	0	0	0	0	0	0	0	0	0	0	3
05:00	0	3	0	0	0	0	0	0	0	0	0	0	0	3
05:15	0	2	1	0	0	0	0	0	0	0	0	0	0	3
05:30	0	1	0	0	0	1	0	0	0	0	0	0	0	2
05:45	2	0	1	1	0	0	0	0	0	0	0	0	0	4
06:00	0	1	1	0	0	0	0	0	0	0	0	0	0	2
06:15	4	1	4	0	0	0	0	0	0	0	0	0	0	9
06:30	3	3	4	0	0	0	0	0	0	0	0	0	0	10
06:45	0	6	3	1	0	0	0	0	0	0	0	0	0	10
07:00	0	3	5	1	0	0	0	0	0	0	0	0	0	9
07:15	0	4	2	1	0	0	0	0	0	0	0	0	0	7
07:30	1	4	2	0	0	0	0	0	0	0	0	0	0	7
07:45	2	3	2	0	0	0	0	0	0	0	0	0	0	7
08:00	0	3	7	3	0	0	0	0	0	0	0	0	0	13
08:15	1	6	1	1	0	0	0	0	0	0	0	0	0	9
08:30	0	4	1	0	0	0	0	0	0	0	0	0	0	5
08:45	1	4	2	0	0	0	0	0	0	0	0	0	0	7
09:00	1	3	1	0	0	0	0	0	0	0	0	0	0	5
09:15	1	3	3	0	0	0	0	0	0	0	0	0	0	7
09:30	2	0	4	1	0	0	0	0	0	0	0	0	0	7
09:45	0	2	2	2	0	0	0	0	0	0	0	0	0	6
10:00	1	2	2	0	0	0	0	0	0	0	0	0	0	5
10:15	2	3	3	0	0	0	0	0	0	0	0	0	0	8
10:30	0	0	1	2	0	0	0	0	0	0	0	0	0	3
10:45	2	4	2	0	0	0	0	0	0	0	0	0	0	8
11:00	2	1	1	0	0	0	0	0	0	0	0	0	0	4
11:15	0	2	3	0	0	0	0	0	0	0	0	0	0	5
11:30	0	3	2	0	1	0	0	0	0	0	0	0	0	6
11:45	0	5	2	1	0	0	0	0	0	0	0	0	0	8
12:00 PM	2	2	3	0	0	0	0	0	0	0	0	0	0	7
12:15	2	4	3	0	0	0	0	0	0	0	0	0	0	10
12:30	1	1	2	0	0	0	0	0	0	0	0	0	0	4
12:45	0	3	2	1	0	0	0	0	0	0	0	0	0	6
13:00	1	1	0	1	0	0	0	0	0	0	0	0	0	3
13:15	0	9	1	0	0	0	0	0	0	0	0	0	0	10
13:30	1	4	0	0	0	0	0	0	0	0	0	0	0	5
13:45	0	3	0	0	0	0	0	0	0	0	0	0	0	3
14:00	2	5	0	0	0	0	0	0	0	0	0	0	0	7
14:15	0	3	0	1	0	0	0	0	0	0	0	0	0	4
14:30	1	2	3	0	0	0	0	0	0	0	0	0	0	6
14:45	1	3	2	1	0	0	0	0	0	0	0	0	0	7
15:00	1	0	1	1	0	0	0	0	0	0	0	0	0	3
15:15	1	3	1	0	0	0	0	0	0	0	0	0	0	5
15:30	0	3	0	0	0	0	0	0	0	0	0	0	0	3
15:45	1	2	2	0	0	0	0	0	0	0	0	0	0	5
16:00	0	2	4	0	0	0	0	0	0	0	0	0	0	6
16:15	0	2	2	0	0	0	0	0	0	0	0	0	0	4
16:30	2	3	0	0	0	0	0	0	0	0	0	0	0	7
16:45	0	2	5	0	0	0	0	0	0	0	0	0	0	7
17:00	2	0	1	0	0	0	0	0	0	0	0	0	0	3
17:15	0	2	2	0	0	0	0	0	0	0	0	0	0	4
17:30	0	3	0	0	0	0	0	0	0	0	0	0	0	3
17:45	1	1	5	0	0	0	0	0	0	0	0	0	0	7
18:00	2	1	2	1	0	0	0	0	0	0	0	0	0	6
18:15	0	3	5	1	0	0	0	0	0	0	0	0	0	9
18:30	0	1	3	0	0	0	0	0	0	0	0	0	0	4
18:45	0	1	4	0	0	0	0	0	0	0	0	0	0	5
19:00	1	6	3	1	0	0	0	0	0	0	0	0	0	8
19:15	0	0	2	0	0	0	0	0	0	0	0	0	0	2
19:30	1	2	3	0	0	0	0	0	0	0	0	0	0	6
19:45	1	0	0	0	0	0	0	0	0	0	0	0	0	1
20:00	2	3	5	0	0	0	0	0	0	0	0	0	0	10
20:15	0	3	1	1	0	0	0	0	0	0	0	0	0	5
20:30	0	3	0	0	0	0	0	0	0	0	0	0	0	3
20:45	1	1	0	0	0	0	0	0	0	0	0	0	0	2
21:00	0	2	1	0	0	0	0	0	0	0	0	0	0	3
21:15	0	0	3	0	0	0	0	0	0	0	0	0	0	3
21:30	1	1	2	0	0	0	0	0	0	0	0	0	0	4
21:45	0	1	3	1	0	0	0	0	0	0	0	0	0	5
22:00	0	1	0	1	0	0	0	0	0	0	0	0	0	2
22:15	0	2	0	0	0	0	0	0	0	0	0	0	0	2
22:30	0	0	1	0	0	0	0	0	0	0	0	0	0	1
22:45	0	1	0	0	0	0	0	0	0	0	0	0	0	1
23:00	0	0	0	0	0	0	0	0	0	0	0	0	0	0
23:15	0	0	0	0	0	0	0	0	0	0	0	0	0	0
23:30	0	1	0	0	1	0	0	0	0	0	0	0	0	2
23:45	0	0	0	0	0	0	0	0	0	0	0	0	0	0
Totals	55	176	141	25	2	1								400
% of Totals	14%	44%	35%	6%	1%	0%								100%

Directional Peak Periods	AM 7-9		NOON 12-2		PM 4-6		Off Peak Volumes	
All Classes	Volume	%	Volume	%	Volume	%	Volume	%
	64	16%	48	12%	43	11%	245	61%

Street Name	Direction	15th	50th	Average	85th	95th	ADT
SW 95th Ave	North Bound	8	15	14	19	20	364
SW 95th Ave	South Bound	15	19	19	24	27	400

**Summary**

Time	< 15	15 - 19	20 - 24	25 - 29	30 - 34	35 - 39	40 - 44	45 - 49	50 - 54	55 - 59	60 - 64	65 - 69	70 +	Total
00:00 AM	1	1	0	0	0	0	0	0	0	0	0	0	0	2
00:15	0	0	0	0	0	0	0	0	0	0	0	0	0	0
00:30	0	1	0	0	0	0	0	0	0	0	0	0	0	1
00:45	1	0	2	0	0	0	0	0	0	0	0	0	0	3
01:00	0	0	0	0	0	0	0	0	0	0	0	0	0	0
01:15	1	0	0	0	0	0	0	0	0	0	0	0	0	1
01:30	2	0	0	0	0	0	0	0	0	0	0	0	0	2
01:45	0	0	0	0	0	0	0	0	0	0	0	0	0	0
02:00	0	0	0	0	0	0	0	0	0	0	0	0	0	0
02:15	0	0	0	0	0	0	0	0	0	0	0	0	0	0
02:30	0	0	0	0	0	0	0	0	0	0	0	0	0	0
02:45	0	0	0	0	0	0	0	0	0	0	0	0	0	0
03:00	0	0	0	0	0	0	0	0	0	0	0	0	0	0
03:15	0	0	0	0	0	0	0	0	0	0	0	0	0	0
03:30	0	0	0	0	0	0	0	0	0	0	0	0	0	0
03:45	0	0	0	0	0	0	0	0	0	0	0	0	0	0
04:00	0	1	0	0	0	0	0	0	0	0	0	0	0	1
04:15	0	1	0	0	0	0	0	0	0	0	0	0	0	1
04:30	0	2	1	0	0	0	0	0	0	0	0	0	0	3
04:45	1	0	2	0	0	0	0	0	0	0	0	0	0	3
05:00	0	4	0	0	0	0	0	0	0	0	0	0	0	4
05:15	0	2	3	1	0	0	0	0	0	0	0	0	0	3
05:30	0	1	0	0	0	1	0	0	0	0	0	0	0	2
05:45	2	0	1	1	0	0	0	0	0	0	0	0	0	4
06:00	2	1	1	0	0	0	0	0	0	0	0	0	0	4
06:15	4	2	4	0	0	0	0	0	0	0	0	0	0	10
06:30	4	3	4	0	0	0	0	0	0	0	0	0	0	11
06:45	0	6	4	1	0	0	0	0	0	0	0	0	0	11
07:00	0	5	5	1	0	0	0	0	0	0	0	0	0	11
07:15	2	7	2	1	0	0	0	0	0	0	0	0	0	12
07:30	2	5	2	0	0	0	0	0	0	0	0	0	0	9
07:45	3	4	2	0	0	0	0	0	0	0	0	0	0	9
08:00	1	5	0	3	0	0	0	0	0	0	0	0	0	11
08:15	6	9	1	1	0	0	0	0	0	0	0	0	0	17
08:30	6	5	1	0	0	0	0	0	0	0	0	0	0	12
08:45	3	4	2	0	0	0	0	0	0	0	0	0	0	9
09:00	2	3	2	0	0	0	0	0	0	0	0	0	0	7
09:15	1	5	3	3	0	0	0	0	0	0	0	0	0	9
09:30	3	2	4	1	0	0	0	0	0	0	0	0	0	10
09:45	2	6	2	2	0	0	0	0	0	0	0	0	0	12
10:00	4	3	2	0	0	0	0	0	0	0	0	0	0	9
10:15	3	4	3	0	0	0	0	0	0	0	0	0	0	10
10:30	3	3	1	2	0	0	0	0	0	0	0	0	0	9
10:45	3	10	3	0	0	0	0	0	0	0	0	0	0	16
11:00	7	5	1	0	0	0	0	0	0	0	0	0	0	13
11:15	2	2	3	0	0	0	0	0	0	0	0	0	0	7
11:30	1	5	2	0	1	0	0	0	0	0	0	0	0	9
11:45	6	8	2	1	0	0	0	0	0	0	0	0	0	17
12:00 PM	8	4	3	0	0	0	0	0	0	0	0	0	0	15
12:15	4	4	3	0	0	0	0	0	0	0	0	0	0	13
12:30	2	3	2	0	0	0	0	0	0	0	0	0	0	7
12:45	1	3	2	1	0	0	0	0	0	0	0	0	0	7
13:00	3	3	1	1	0	0	0	0	0	0	0	0	0	8
13:15	2	11	1	0	0	0	0	0	0	0	0	0	0	14
13:30	9	6	0	0	0	0	0	0	0	0	0	0	0	15
13:45	4	5	0	0	0	0	0	0	0	0	0	0	0	9
14:00	3	10	0	0	0	0	0	0	0	0	0	0	0	13
14:15	1	5	0	1	0	0	0	0	0	0	0	0	0	7
14:30	2	5	3	0	0	0	0	0	0	0	0	0	0	10
14:45	2	5	3	1	0	0	0	0	0	0	0	0	0	11
15:00	4	4	6	1	0	0	0	0	0	0	0	0	0	12
15:15	3	8	1	0	0	0	0	0	0	0	0	0	0	12
15:30	6	3	0	0	0	0	0	0	0	0	0	0	0	9
15:45	6	9	3	0	0	0	0	0	0	0	0	0	0	18
16:00	6	6	4	0	0	0	0	0	0	0	0	0	0	16
16:15	4	7	2	0	0	0	0	0	0	0	0	0	0	13
16:30	9	10	0	0	0	0	0	0	0	0	0	0	0	19
16:45	1	5	0	0	0	0	0	0	0	0	0	0	0	11
17:00	5	4	1	0	0	0	0	0	0	0	0	0	0	10
17:15	1	4	2	0	0	0	0	0	0	0	0	0	0	7
17:30	2	9	0	0	0	0	0	0	0	0	0	0	0	11
17:45	2	10	6	5	0	0	0	0	0	0	0	0	0	18
18:00	8	4	2	1	0	0	0	0	0	0	0	0	0	15
18:15	3	5	5	1	0	0	0	0	0	0	0	0	0	14
18:30	3	7	4	0	0	0	0	0	0	0	0	0	0	14
18:45	2	3	4	0	0	0	0	0	0	0	0	0	0	9
19:00	2	12	0	1	0	0	0	0	0	0	0	0	0	16
19:15	4	2	2	0	0	0	0	0	0	0	0	0	0	8
19:30	3	5	4	0	0	0	0	0	0	0	0	0	0	12
19:45	3	5	1	0	0	0	0	0	0	0	0	0	0	9
20:00	5	5	5	0	0	0	0	0	0	0	0	0	0	15
20:15	4	6	1	1	0	0	0	0	0	0	0	0	0	12
20:30	1	5	0	0	0	0	0	0	0	0	0	0	0	6
20:45	3	4	1	0	0	0	0	0	0	0	0	0	0	8
21:00	0	3	2	0	0	0	0	0	0	0	0	0	0	5
21:15	1	2	3	0	0	0	0	0	0	0	0	0	0	6
21:30	4	2	2	0	0	0	0	0	0	0	0	0	0	8
21:45	3	4	3	0	0	0	0	0	0	0	0	0	0	8
22:00	0	3	0	1	0	0	0	0	0	0	0	0	0	4
22:15	0	3	0	0	0	0	0	0	0	0	0	0	0	3
22:30	1	0	1	0	0	0	0	0	0	0	0	0	0	2
22:45	0	4	0	0	0	0	0	0	0	0	0	0	0	4
23:00	0	1	0	0	0	0	0	0	0	0	0	0	0	1
23:15	0	1	0	0	0	0	0	0	0	0	0	0	0	1
23:30	2	2	0	0	1	0	0	0	0	0	0	0	0	5
23:45	0	1	2	0	0	0	0	0	0	0	0	0	0	3
<b>Totals</b>	<b>220</b>	<b>358</b>	<b>156</b>	<b>26</b>	<b>2</b>	<b>1</b>	<b>0</b>	<b>0</b>	<b>0</b>	<b>0</b>	<b>0</b>	<b>0</b>	<b>0</b>	<b>764</b>
<b>% of Totals</b>	<b>29%</b>	<b>47%</b>	<b>20%</b>	<b>3%</b>	<b>0%</b>	<b>0%</b>	<b>0%</b>	<b>0%</b>	<b>0%</b>	<b>0%</b>	<b>0%</b>	<b>0%</b>	<b>0%</b>	<b>100%</b>

Directional Peak Periods	AM 7-9		NOON 12-2		PM 4-6		Off Peak Volumes	
All Classes	Volume	%	Volume	%	Volume	%	Volume	%
	96	13%	88	12%	107	14%	473	62%

Street Name	Direction	15th	50th	Average	85th	95th	ADT
SW 95th Ave	Summary	10	17	17	22	25	764

# SPEED

SW 95th Ave Bet. SW 51st St & SW 51st Ct

Day: Thursday

Date: 6/8/2023

City: Cooper City

Project #: FL23\_140259\_022n

## North Bound

Time	< 15	15 - 19	20 - 24	25 - 29	30 - 34	35 - 39	40 - 44	45 - 49	50 - 54	55 - 59	60 - 64	65 - 69	70 +	Total
00:00 AM	1	2	0	0	0	0	0	0	0	0	0	0	0	3
01:00	3	0	0	0	0	0	0	0	0	0	0	0	0	3
02:00	0	0	0	0	0	0	0	0	0	0	0	0	0	0
03:00	0	0	0	0	0	0	0	0	0	0	0	0	0	0
04:00	0	2	0	0	0	0	0	0	0	0	0	0	0	2
05:00	0	1	0	0	0	0	0	0	0	0	0	0	0	1
06:00	3	1	1	0	0	0	0	0	0	0	0	0	0	5
07:00	4	7	0	0	0	0	0	0	0	0	0	0	0	11
08:00	14	6	1	0	0	0	0	0	0	0	0	0	0	21
09:00	4	8	1	0	0	0	0	0	0	0	0	0	0	13
10:00	8	11	0	0	0	0	0	0	0	0	0	0	0	19
11:00	14	9	0	0	0	0	0	0	0	0	0	0	0	23
12:00 PM	10	4	1	0	0	0	0	0	0	0	0	0	0	15
13:00	16	8	1	0	0	0	0	0	0	0	0	0	0	25
14:00	4	12	1	0	0	0	0	0	0	0	0	0	0	17
15:00	16	18	1	0	0	0	0	0	0	0	0	0	0	35
16:00	18	17	0	0	0	0	0	0	0	0	0	0	0	35
17:00	7	21	1	0	0	0	0	0	0	0	0	0	0	29
18:00	14	13	1	0	0	0	0	0	0	0	0	0	0	28
19:00	9	16	2	1	0	0	0	0	0	0	0	0	0	28
20:00	10	10	1	0	0	0	0	0	0	0	0	0	0	21
21:00	7	7	1	0	0	0	0	0	0	0	0	0	0	15
22:00	1	6	0	0	0	0	0	0	0	0	0	0	0	7
23:00	2	4	2	0	0	0	0	0	0	0	0	0	0	8
<b>Totals</b>	<b>165</b>	<b>183</b>	<b>15</b>	<b>1</b>										<b>364</b>
% of Totals	45%	50%	4%	0%										100%

AM Volumes	51	47	3	0	0	0	0	0	0	0	0	0	0	101
% AM	14%	13%	1%											28%
AM Peak Hour	08:00	10:00	06:00											11:00
Volume	14	11	1											23
PM Volumes	114	136	12	1	0	0	0	0	0	0	0	0	0	263
% PM	31%	37%	3%	0%										72%
PM Peak Hour	16:00	17:00	19:00	19:00										15:00
Volume	18	21	2	1										35

Directional Peak Periods All Speeds	AM 7-9		NOON 12-2		PM 4-6		Off Peak Volumes	
	Volume	%	Volume	%	Volume	%	Volume	%
	32	↔ 9%	40	↔ 11%	64	↔ 18%	228	↔ 63%

Street Name	Direction	Percentiles					ADT
		15th	50th	Average	85th	95th	
SW 95th Ave	North Bound	8	15	14	19	20	364
SW 95th Ave	South Bound	15	19	19	24	27	400



# SPEED

SW 95th Ave Bet. SW 51st St & SW 51st Ct

Day: Thursday

Date: 6/8/2023

City: Cooper City

Project #: FL23\_140259\_022s

## South Bound

Time	< 15	15 - 19	20 - 24	25 - 29	30 - 34	35 - 39	40 - 44	45 - 49	50 - 54	55 - 59	60 - 64	65 - 69	70 +	Total
00:00 AM	1	0	2	0	0	0	0	0	0	0	0	0	0	3
01:00	0	0	0	0	0	0	0	0	0	0	0	0	0	0
02:00	0	0	0	0	0	0	0	0	0	0	0	0	0	0
03:00	0	0	0	0	0	0	0	0	0	0	0	0	0	0
04:00	1	2	3	0	0	0	0	0	0	0	0	0	0	6
05:00	2	6	2	1	0	1	0	0	0	0	0	0	0	12
06:00	7	11	12	1	0	0	0	0	0	0	0	0	0	31
07:00	3	14	11	2	0	0	0	0	0	0	0	0	0	30
08:00	2	17	11	4	0	0	0	0	0	0	0	0	0	34
09:00	4	8	10	3	0	0	0	0	0	0	0	0	0	25
10:00	5	9	8	2	0	0	0	0	0	0	0	0	0	24
11:00	2	11	8	1	1	0	0	0	0	0	0	0	0	23
12:00 PM	5	10	11	1	0	0	0	0	0	0	0	0	0	27
13:00	2	17	1	1	0	0	0	0	0	0	0	0	0	21
14:00	4	13	5	2	0	0	0	0	0	0	0	0	0	24
15:00	3	8	4	1	0	0	0	0	0	0	0	0	0	16
16:00	2	11	11	2	0	0	0	0	0	0	0	0	0	26
17:00	3	6	8	0	0	0	0	0	0	0	0	0	0	17
18:00	2	6	14	2	0	0	0	0	0	0	0	0	0	24
19:00	3	8	6	0	0	0	0	0	0	0	0	0	0	17
20:00	3	10	6	1	0	0	0	0	0	0	0	0	0	20
21:00	1	4	7	0	0	0	0	0	0	0	0	0	0	12
22:00	0	4	1	1	0	0	0	0	0	0	0	0	0	6
23:00	0	1	0	0	1	0	0	0	0	0	0	0	0	2
<b>Totals</b>	<b>55</b>	<b>176</b>	<b>141</b>	<b>25</b>	<b>2</b>	<b>1</b>								<b>400</b>
<b>% of Totals</b>	<b>14%</b>	<b>44%</b>	<b>35%</b>	<b>6%</b>	<b>1%</b>	<b>0%</b>								<b>100%</b>

<b>AM Volumes</b>	27	78	67	14	1	1	0	0	0	0	0	0	0	188
<b>% AM</b>	7%	20%	17%	4%	0%	0%								47%
<b>AM Peak Hour</b>	06:00	08:00	06:00	08:00	11:00	05:00								08:00
<b>Volume</b>	7	17	12	4	1	1								34
<b>PM Volumes</b>	28	98	74	11	1	0	0	0	0	0	0	0	0	212
<b>% PM</b>	7%	25%	19%	3%	0%									53%
<b>PM Peak Hour</b>	12:00	13:00	18:00	14:00	23:00									12:00
<b>Volume</b>	5	17	14	2	1									27

Directional Peak Periods All Speeds	AM 7-9		NOON 12-2		PM 4-6		Off Peak Volumes	
	Volume	%	Volume	%	Volume	%	Volume	%
	64	↔ 16%	48	↔ 12%	43	↔ 11%	245	↔ 61%

Street Name	Direction	Percentiles					ADT
		15th	50th	Average	85th	95th	
SW 95th Ave	North Bound	8	15	14	19	20	364
SW 95th Ave	South Bound	15	19	19	24	27	400

# SPEED

SW 95th Ave Bet. SW 51st St & SW 51st Ct

Day: Thursday

Date: 6/8/2023

City: Cooper City

Project #: FL23\_140259\_022

## Summary

Time	< 15	15 - 19	20 - 24	25 - 29	30 - 34	35 - 39	40 - 44	45 - 49	50 - 54	55 - 59	60 - 64	65 - 69	70 +	Total
00:00 AM	2	2	2	0	0	0	0	0	0	0	0	0	0	6
01:00	3	0	0	0	0	0	0	0	0	0	0	0	0	3
02:00	0	0	0	0	0	0	0	0	0	0	0	0	0	0
03:00	0	0	0	0	0	0	0	0	0	0	0	0	0	0
04:00	1	4	3	0	0	0	0	0	0	0	0	0	0	8
05:00	2	7	2	1	0	1	0	0	0	0	0	0	0	13
06:00	10	12	13	1	0	0	0	0	0	0	0	0	0	36
07:00	7	21	11	2	0	0	0	0	0	0	0	0	0	41
08:00	16	23	12	4	0	0	0	0	0	0	0	0	0	55
09:00	8	16	11	3	0	0	0	0	0	0	0	0	0	38
10:00	13	20	8	2	0	0	0	0	0	0	0	0	0	43
11:00	16	20	8	1	1	0	0	0	0	0	0	0	0	46
12:00 PM	15	14	12	1	0	0	0	0	0	0	0	0	0	42
13:00	18	25	2	1	0	0	0	0	0	0	0	0	0	46
14:00	8	25	6	2	0	0	0	0	0	0	0	0	0	41
15:00	19	26	5	1	0	0	0	0	0	0	0	0	0	51
16:00	20	28	11	2	0	0	0	0	0	0	0	0	0	61
17:00	10	27	9	0	0	0	0	0	0	0	0	0	0	46
18:00	16	19	15	2	0	0	0	0	0	0	0	0	0	52
19:00	12	24	8	1	0	0	0	0	0	0	0	0	0	45
20:00	13	20	7	1	0	0	0	0	0	0	0	0	0	41
21:00	8	11	8	0	0	0	0	0	0	0	0	0	0	27
22:00	1	10	1	1	0	0	0	0	0	0	0	0	0	13
23:00	2	5	2	0	1	0	0	0	0	0	0	0	0	10
<b>Totals</b>	<b>220</b>	<b>359</b>	<b>156</b>	<b>26</b>	<b>2</b>	<b>1</b>								<b>764</b>
<b>% of Totals</b>	<b>29%</b>	<b>47%</b>	<b>20%</b>	<b>3%</b>	<b>0%</b>	<b>0%</b>								<b>100%</b>

<b>AM Volumes</b>	78	125	70	14	1	1	0	0	0	0	0	0	0	289
<b>% AM</b>	10%	16%	9%	2%	0%	0%								38%
<b>AM Peak Hour</b>	08:00	08:00	06:00	08:00	11:00	05:00								08:00
<b>Volume</b>	16	23	13	4	1	1								55
<b>PM Volumes</b>	142	234	86	12	1	0	0	0	0	0	0	0	0	475
<b>% PM</b>	19%	31%	11%	2%	0%									62%
<b>PM Peak Hour</b>	16:00	16:00	18:00	14:00	23:00									16:00
<b>Volume</b>	20	28	15	2	1									61

Directional Peak Periods All Speeds	AM 7-9		NOON 12-2		PM 4-6		Off Peak Volumes	
	Volume	%	Volume	%	Volume	%	Volume	%
	96	↔ 13%	88	↔ 12%	107	↔ 14%	473	↔ 62%

Street Name	Direction	Percentiles					ADT
		15th	50th	Average	85th	95th	
SW 95th Ave	Summary	10	17	17	22	25	764

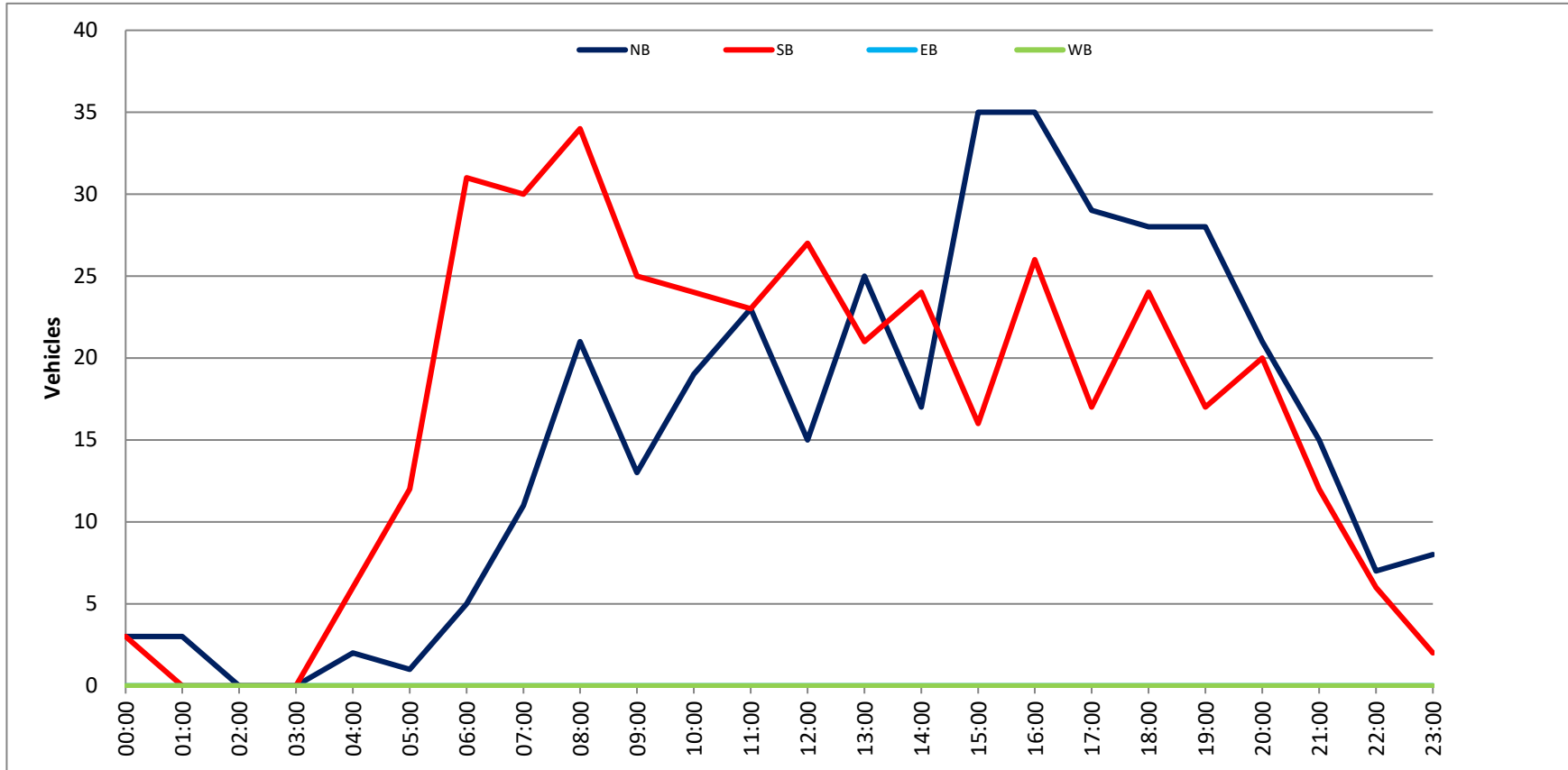
**VOLUME**

SW 95th Ave Bet. SW 51st St & SW 51st Ct

Day: Thursday  
Date: 6/8/2023

City: Cooper City  
Project #: FL23\_140259\_022

DAILY TOTALS										NB		SB		EB		WB		Total
										364		400		0		0		764
AM Period	NB	SB	EB	WB	TOTAL	PM Period	NB	SB	EB	WB	TOTAL	SPLIT %					Total	
00:00	2	0	0	0	2	12:00	8	7	0	0	15						15	
00:15	0	0	0	0	0	12:15	3	10	0	0	13						13	
00:30	1	0	0	0	1	12:30	3	4	0	0	7						7	
00:45	0	3	3	0	6	12:45	1	15	6	27	42						42	
01:00	0	0	0	0	0	13:00	5	3	0	0	8						8	
01:15	1	0	0	0	1	13:15	4	10	0	0	14						14	
01:30	2	0	0	0	2	13:30	10	5	0	0	15						15	
01:45	0	3	0	0	3	13:45	6	25	3	21	46						46	
02:00	0	0	0	0	0	14:00	6	7	0	0	13						13	
02:15	0	0	0	0	0	14:15	3	4	0	0	7						7	
02:30	0	0	0	0	0	14:30	4	6	0	0	10						10	
02:45	0	0	0	0	0	14:45	4	17	7	24	41						41	
03:00	0	0	0	0	0	15:00	9	3	0	0	12						12	
03:15	0	0	0	0	0	15:15	7	5	0	0	12						12	
03:30	0	0	0	0	0	15:30	6	3	0	0	9						9	
03:45	0	0	0	0	0	15:45	13	35	5	16	51						51	
04:00	0	1	0	0	1	16:00	10	6	0	0	16						16	
04:15	1	0	0	0	1	16:15	9	6	0	0	15						15	
04:30	1	2	0	0	3	16:30	12	7	0	0	19						19	
04:45	0	2	3	0	5	16:45	4	35	7	26	61						61	
05:00	1	3	0	0	4	17:00	7	3	0	0	10						10	
05:15	0	3	0	0	3	17:15	3	4	0	0	7						7	
05:30	0	2	0	0	2	17:30	8	3	0	0	11						11	
05:45	0	1	4	0	5	17:45	11	29	7	17	46						46	
06:00	2	2	0	0	4	18:00	9	6	0	0	15						15	
06:15	1	9	0	0	10	18:15	5	9	0	0	14						14	
06:30	1	10	0	0	11	18:30	10	4	0	0	14						14	
06:45	1	5	10	0	16	18:45	4	28	5	24	52						52	
07:00	2	9	0	0	11	19:00	8	8	0	0	16						16	
07:15	5	7	0	0	12	19:15	6	2	0	0	8						8	
07:30	2	7	0	0	9	19:30	6	6	0	0	12						12	
07:45	2	11	7	0	20	19:45	8	28	1	17	45						45	
08:00	4	13	0	0	17	20:00	5	10	0	0	15						15	
08:15	8	9	0	0	17	20:15	7	5	0	0	12						12	
08:30	7	5	0	0	12	20:30	3	3	0	0	6						6	
08:45	2	21	7	0	30	20:45	6	21	2	20	41						41	
09:00	2	5	0	0	7	21:00	2	3	0	0	5						5	
09:15	2	7	0	0	9	21:15	3	3	0	0	6						6	
09:30	3	7	0	0	10	21:30	4	4	0	0	8						8	
09:45	6	13	6	0	25	21:45	6	15	2	12	27						27	
10:00	4	4	0	0	8	22:00	2	2	0	0	4						4	
10:15	2	8	0	0	10	22:15	1	2	0	0	3						3	
10:30	6	3	0	0	9	22:30	1	1	0	0	2						2	
10:45	7	19	8	0	34	22:45	3	7	1	6	13						13	
11:00	9	4	0	0	13	23:00	1	0	0	0	1						1	
11:15	2	5	0	0	7	23:15	1	0	0	0	1						1	
11:30	3	6	0	0	9	23:30	3	2	0	0	5						5	
11:45	9	23	8	0	40	23:45	3	8	0	2	10						10	
TOTALS	101	188			289	TOTALS	263	212			475						475	
SPLIT %	34.9%	65.1%			37.8%	SPLIT %	55.4%	44.6%			62.2%						62.2%	
<b>DAILY TOTALS</b>										NB		SB		EB		WB		Total
										364		400		0		0		764
AM Peak Hour	10:15	06:15			07:45	PM Peak Hour	15:45	12:00			15:45						15:45	
AM Pk Volume	24	38			55	PM Pk Volume	44	27			68						68	
Pk Hr Factor	0.667	0.950			0.809	Pk Hr Factor	0.846	0.675			0.895						0.895	
7 - 9 Volume	32	64	0	0	96	4 - 6 Volume	64	43	0	0	107						107	
7 - 9 Peak Hour	07:45	07:30			07:45	4 - 6 Peak Hour	16:00	16:00			16:00						16:00	
7 - 9 Pk Volume	21	36	0	0	55	4 - 6 Pk Volume	35	26	0	0	61						61	
Pk Hr Factor	0.656	0.692	0.909	0.909	0.809	Pk Hr Factor	0.729	0.929	0.909	0.909	0.803						0.803	



Time	< 15	15 - 19	20 - 24	25 - 29	30 - 34	35 - 39	40 - 44	45 - 49	50 - 54	55 - 59	60 - 64	65 - 69	70 +	Total
00:00 AM	0	0	1	0	0	0	0	0	0	0	0	0	0	1
00:15	0	0	0	0	0	0	0	0	0	0	0	0	0	0
00:30	0	0	0	0	0	0	0	0	0	0	0	0	0	0
00:45	0	0	0	0	0	0	0	0	0	0	0	0	0	0
01:00	0	0	0	0	0	0	0	0	0	0	0	0	0	0
01:15	0	0	0	0	0	0	0	0	0	0	0	0	0	0
01:30	0	0	0	0	0	0	0	0	0	0	0	0	0	0
01:45	0	0	0	0	0	0	0	0	0	0	0	0	0	0
02:00	0	0	0	0	0	0	0	0	0	0	0	0	0	0
02:15	0	0	0	0	0	0	0	0	0	0	0	0	0	0
02:30	0	0	0	0	0	0	0	0	0	0	0	0	0	0
02:45	0	0	0	0	0	0	0	0	0	0	0	0	0	0
03:00	0	0	0	0	0	0	0	0	0	0	0	0	0	0
03:15	0	0	0	0	0	0	0	0	0	0	0	0	0	0
03:30	0	0	0	0	0	0	0	0	0	0	0	0	0	0
03:45	0	0	0	0	0	0	0	0	0	0	0	0	0	0
04:00	0	0	0	0	0	0	0	0	0	0	0	0	0	0
04:15	0	0	1	0	0	0	0	0	0	0	0	0	0	1
04:30	0	0	0	0	0	0	0	0	0	0	0	0	0	0
04:45	0	0	0	1	0	0	0	0	0	0	0	0	0	1
05:00	0	1	1	0	0	0	0	0	0	0	0	0	0	2
05:15	0	0	1	0	0	0	0	0	0	0	0	0	0	1
05:30	0	0	1	1	0	0	0	0	0	0	0	0	0	2
05:45	0	0	0	1	0	0	0	0	0	0	0	0	0	1
06:00	0	2	1	0	0	0	0	0	0	0	0	0	0	3
06:15	1	1	2	0	0	0	0	0	0	0	0	0	0	4
06:30	1	3	2	0	0	0	0	0	0	0	0	0	0	6
06:45	0	2	1	0	0	0	0	0	0	0	0	0	0	3
07:00	0	1	2	0	0	0	0	0	0	0	0	0	0	3
07:15	1	1	1	0	0	0	0	0	0	0	0	0	0	3
07:30	0	2	6	1	0	0	0	0	0	0	0	0	0	9
07:45	1	1	5	0	0	0	0	0	0	0	0	0	0	7
08:00	1	1	3	2	0	0	0	0	0	0	0	0	0	4
08:15	1	1	2	0	0	0	0	0	0	0	0	0	0	4
08:30	0	2	2	0	1	1	0	0	0	0	0	0	0	6
08:45	1	0	1	0	0	0	0	0	0	0	0	0	0	2
09:00	1	2	2	0	0	0	0	0	0	0	0	0	0	5
09:15	0	1	0	0	0	0	0	0	0	0	0	0	0	1
09:30	0	1	0	0	0	0	0	0	0	0	0	0	0	1
09:45	0	0	4	0	0	0	0	0	0	0	0	0	0	4
10:00	0	1	0	0	0	0	0	0	0	0	0	0	0	1
10:15	2	1	1	0	0	0	0	0	0	0	0	0	0	4
10:30	0	2	1	1	0	0	0	0	0	0	0	0	0	4
10:45	0	0	0	2	0	0	0	0	0	0	0	0	0	2
11:00	0	0	2	0	0	0	0	0	0	0	0	0	0	2
11:15	1	0	2	0	0	0	0	0	0	0	0	0	0	3
11:30	0	0	1	1	0	0	0	0	0	0	0	0	0	2
11:45	0	0	0	0	0	0	0	0	0	0	0	0	0	0
12:00 PM	0	1	1	0	0	0	0	0	0	0	0	0	0	2
12:15	0	3	2	0	0	0	0	0	0	0	0	0	0	5
12:30	0	2	4	0	0	0	0	0	0	0	0	0	0	6
12:45	1	1	2	0	0	0	0	0	0	0	0	0	0	4
13:00	0	4	0	0	0	0	0	0	0	0	0	0	0	4
13:15	0	1	0	0	0	0	0	0	0	0	0	0	0	1
13:30	0	1	1	1	0	0	0	0	0	0	0	0	0	3
13:45	1	3	3	1	0	0	0	0	0	0	0	0	0	8
14:00	1	0	2	0	0	0	0	0	0	0	0	0	0	3
14:15	1	1	2	0	0	0	0	0	0	0	0	0	0	4
14:30	2	2	1	0	0	0	0	0	0	0	0	0	0	5
14:45	1	0	1	0	0	0	0	0	0	0	0	0	0	2
15:00	0	2	2	1	0	0	0	0	0	0	0	0	0	5
15:15	0	0	2	1	0	0	0	0	0	0	0	0	0	3
15:30	1	0	1	0	0	0	0	0	0	0	0	0	0	2
15:45	0	3	1	0	0	0	0	0	0	0	0	0	0	4
16:00	0	4	1	1	0	0	0	0	0	0	0	0	0	6
16:15	1	1	3	1	0	0	0	0	0	0	0	0	0	6
16:30	0	2	1	0	0	0	0	0	0	0	0	0	0	3
16:45	0	1	0	0	0	0	0	0	0	0	0	0	0	1
17:00	0	2	0	0	0	0	0	0	0	0	0	0	0	2
17:15	0	2	1	0	0	0	0	0	0	0	0	0	0	3
17:30	1	3	3	0	0	0	0	0	0	0	0	0	0	7
17:45	3	6	2	0	0	0	0	0	0	0	0	0	0	11
18:00	0	1	3	0	0	0	0	0	0	0	0	0	0	4
18:15	0	2	1	0	0	0	0	0	0	0	0	0	0	3
18:30	1	1	0	1	1	0	0	0	0	0	0	0	0	4
18:45	0	2	2	0	0	0	0	0	0	0	0	0	0	4
19:00	0	1	0	1	0	0	0	0	0	0	0	0	0	2
19:15	0	1	2	0	0	0	0	0	0	0	0	0	0	3
19:30	1	1	5	2	0	0	0	0	0	0	0	0	0	9
19:45	0	0	0	0	0	0	0	0	0	0	0	0	0	0
20:00	0	0	0	0	0	0	0	0	0	0	0	0	0	0
20:15	5	1	0	0	0	0	0	0	0	0	0	0	0	6
20:30	0	1	3	0	0	0	0	0	0	0	0	0	0	4
20:45	1	2	0	0	0	0	0	0	0	0	0	0	0	3
21:00	0	0	0	0	0	0	0	0	0	0	0	0	0	0
21:15	1	1	0	0	0	0	0	0	0	0	0	0	0	2
21:30	0	0	0	0	0	0	0	0	0	0	0	0	0	0
21:45	0	0	0	0	0	0	0	0	0	0	0	0	0	0
22:00	2	0	0	0	0	0	0	0	0	0	0	0	0	2
22:15	0	0	2	0	0	0	0	0	0	0	0	0	0	2
22:30	0	0	0	0	0	0	0	0	0	0	0	0	0	0
22:45	0	0	0	0	0	0	0	0	0	0	0	0	0	0
23:00	0	1	1	0	0	0	0	0	0	0	0	0	0	2
23:15	0	0	0	0	0	0	0	0	0	0	0	0	0	0
23:30	0	0	0	0	0	0	0	0	0	0	0	0	0	0
23:45	0	0	0	0	0	0	0	0	0	0	0	0	0	0
Totals	35	85	103	16	2	1								242
% of Totals	14%	35%	43%	7%	1%	0%								100%

AM Volumes	11	23	48	6	1	1	0	0	0	0	0	0	0	92
% AM	5%	10%	20%	2%	0%	0%								38%
AM Peak Hour	07:15	06:50	07:30	04:45	07:45	07:45								07:30
Volume	3	8	15	1	1	1								24
PM Volumes	24	60	53	10	1	1	0	0	0	0	0	0	0	150
% PM	10%	25%	23%	4%	0%									62%
PM Peak Hour	19:30	17:00	12:00	18:45	17:45									17:45
Volume	6	13	9	1	1									25
Directional Peak Periods	AM 7-9			NOON 12-2			PM 4-6			Off Peak Volumes				
All Classes	Volume	%	Volume	%	Volume	%	Volume	%	Volume	%	Volume	%		
	38	16%	33	14%	39	16%	132	55%						

Street Name	Direction	15th	50th	Average	85th	95th	ADT
SW 94th Ave	North Bound	15	20	19	24	27	242
SW 94th Ave	South Bound	15	20	20	24	28	269

Day: Tuesday  
 Date: 5/16/2023

City: Cooper City  
 Project #: FL23\_140259\_023s

Time	< 15	15 - 19	20 - 24	25 - 29	30 - 34	35 - 39	40 - 44	45 - 49	50 - 54	55 - 59	60 - 64	65 - 69	70 +	Total
00:00 AM	0	0	0	1	0	0	0	0	0	0	0	0	0	1
00:15	0	0	1	0	0	0	0	0	0	0	0	0	0	1
00:30	0	0	0	0	0	0	0	0	0	0	0	0	0	0
00:45	0	0	0	0	0	0	0	0	0	0	0	0	0	0
01:00	0	0	0	0	0	0	0	0	0	0	0	0	0	0
01:15	0	0	0	0	0	0	0	0	0	0	0	0	0	0
01:30	0	0	0	0	0	0	0	0	0	0	0	0	0	0
01:45	0	0	0	0	0	0	0	0	0	0	0	0	0	0
02:00	0	0	1	0	0	0	0	0	0	0	0	0	0	1
02:15	0	0	0	1	0	0	0	0	0	0	0	0	0	1
02:30	0	0	0	0	0	0	0	0	0	0	0	0	0	0
02:45	0	0	0	0	0	0	0	0	0	0	0	0	0	0
03:00	0	0	0	0	0	0	0	0	0	0	0	0	0	0
03:15	0	0	0	0	0	0	0	0	0	0	0	0	0	0
03:30	0	0	0	0	0	0	0	0	0	0	0	0	0	0
03:45	0	0	1	0	0	0	0	0	0	0	0	0	0	1
04:00	0	0	0	0	0	0	0	0	0	0	0	0	0	0
04:15	0	0	0	0	0	0	0	0	0	0	0	0	0	0
04:30	0	0	0	0	0	0	0	0	0	0	0	0	0	0
04:45	0	0	0	0	0	0	0	0	0	0	0	0	0	0
05:00	0	0	0	0	0	0	0	0	0	0	0	0	0	0
05:15	0	0	0	0	0	0	0	0	0	0	0	0	0	0
05:30	0	0	1	0	0	0	0	0	0	0	0	0	0	1
05:45	0	0	1	0	0	0	0	0	0	0	0	0	0	1
06:00	0	0	0	0	0	0	0	0	0	0	0	0	0	0
06:15	0	0	2	0	0	0	0	0	0	0	0	0	0	2
06:30	0	0	0	0	1	0	0	0	0	0	0	0	0	1
06:45	0	0	1	0	0	0	0	0	0	0	0	0	0	1
07:00	0	0	4	0	0	0	0	0	0	0	0	0	0	4
07:15	0	1	0	1	0	0	0	0	0	0	0	0	0	2
07:30	0	2	1	0	0	0	0	0	0	0	0	0	0	3
07:45	0	5	0	0	0	0	0	0	0	0	0	0	0	5
08:00	1	2	1	1	0	0	0	0	0	0	0	0	0	4
08:15	1	0	1	0	0	0	0	0	0	0	0	0	0	2
08:30	1	3	1	1	0	0	0	0	0	0	0	0	0	6
08:45	0	0	2	0	0	0	0	0	0	0	0	0	0	2
09:00	2	0	0	1	0	0	0	0	0	0	0	0	0	3
09:15	0	1	1	0	0	0	0	0	0	0	0	0	0	2
09:30	0	0	0	0	0	0	0	0	0	0	0	0	0	0
09:45	0	0	0	0	0	0	0	0	0	0	0	0	0	0
10:00	0	0	2	0	0	0	0	0	0	0	0	0	0	2
10:15	1	0	1	0	1	0	0	0	0	0	0	0	0	3
10:30	0	1	1	0	0	0	0	0	0	0	0	0	0	2
10:45	1	0	1	0	0	0	0	0	0	0	0	0	0	2
11:00	0	0	3	0	0	0	0	0	0	0	0	0	0	3
11:15	0	0	0	1	0	0	0	0	0	0	0	0	0	1
11:30	0	0	0	0	0	0	0	0	0	0	0	0	0	0
11:45	0	0	2	1	0	0	0	0	0	0	0	0	0	3
12:00 PM	1	0	1	0	0	0	0	0	0	0	0	0	0	2
12:15	0	0	0	0	0	0	0	0	0	0	0	0	0	0
12:30	0	3	3	1	0	0	0	0	0	0	0	0	0	7
12:45	0	3	0	0	0	0	0	0	0	0	0	0	0	3
13:00	0	0	4	0	0	0	0	0	0	0	0	0	0	4
13:15	0	0	2	0	0	0	0	0	0	0	0	0	0	2
13:30	0	3	2	1	0	0	0	0	0	0	0	0	0	6
13:45	0	4	1	2	0	0	0	0	0	0	0	0	0	7
14:00	3	4	3	1	0	0	0	0	0	0	0	0	0	11
14:15	0	1	0	0	0	0	0	0	0	0	0	0	0	1
14:30	0	1	1	2	0	0	0	0	0	0	0	0	0	4
14:45	1	1	4	1	0	0	0	0	0	0	0	0	0	7
15:00	0	4	3	1	0	0	0	0	0	0	0	0	0	8
15:15	1	1	0	0	0	0	0	0	0	0	0	0	0	2
15:30	1	1	3	0	0	0	0	0	0	0	0	0	0	5
15:45	2	4	0	1	0	0	0	0	0	0	0	0	0	7
16:00	0	4	2	1	0	0	0	0	0	0	0	0	0	7
16:15	0	0	4	0	0	0	0	0	0	0	0	0	0	4
16:30	0	0	6	1	0	0	0	0	0	0	0	0	0	9
16:45	0	5	2	0	0	0	0	0	0	0	0	0	0	7
17:00	1	3	4	0	0	0	0	0	0	0	0	0	0	8
17:15	3	3	1	0	0	0	0	0	0	0	0	0	0	7
17:30	5	8	0	0	0	0	0	0	0	0	0	0	0	13
17:45	1	3	0	0	0	0	0	0	0	0	0	0	0	6
18:00	0	3	1	0	0	0	0	0	0	0	0	0	0	4
18:15	2	1	1	0	0	0	0	0	0	0	0	0	0	4
18:30	0	3	3	0	0	0	0	0	0	0	0	0	0	6
18:45	1	2	0	0	0	0	0	0	0	0	0	0	0	3
19:00	2	5	2	0	0	0	0	0	0	0	0	0	0	9
19:15	1	3	0	1	0	0	0	0	0	0	0	0	0	5
19:30	0	1	2	0	0	0	0	0	0	0	0	0	0	3
19:45	0	2	1	1	0	0	0	0	0	0	0	0	0	4
20:00	0	0	3	0	0	0	0	0	0	0	0	0	0	3
20:15	1	2	1	0	0	0	0	0	0	0	0	0	0	4
20:30	1	0	1	0	0	0	0	0	0	0	0	0	0	2
20:45	0	0	0	0	0	0	0	0	0	0	0	0	0	0
21:00	0	0	2	0	0	0	0	0	0	0	0	0	0	2
21:15	0	2	0	1	0	0	0	0	0	0	0	0	0	3
21:30	1	0	1	0	0	0	0	0	0	0	0	0	0	2
21:45	0	0	2	1	0	0	0	0	0	0	0	0	0	3
22:00	0	1	0	2	0	0	0	0	0	0	0	0	0	3
22:15	0	1	1	0	0	0	0	0	0	0	0	0	0	2
22:30	0	0	0	0	0	0	0	0	0	0	0	0	0	0
22:45	0	0	1	0	0	0	0	0	0	0	0	0	0	1
23:00	0	0	1	0	0	0	0	0	0	0	0	0	0	1
23:15	0	0	0	0	0	0	0	0	0	0	0	0	0	0
23:30	0	1	0	0	0	0	0	0	0	0	0	0	0	1
23:45	0	0	0	0	0	0	0	0	0	0	0	0	0	0
<b>Totals</b>	<b>35</b>	<b>100</b>	<b>107</b>	<b>26</b>	<b>1</b>									<b>269</b>
% of Totals	13%	37%	40%	10%	0%									100%
<b>AM Volumes</b>	7	15	36	8	1	0	0	0	0	0	0	0	0	67
% AM	3%	6%	13%	3%	0%									25%
<b>AM Peak Hour</b>	08:15	07:15	11:00	06:30	09:30									07:45
Volume	4	10	11	2	1									17
<b>PM Volumes</b>	28	83	71	18	0	0	0	0	0	0	0	0	0	202
% PM	10%	32%	26%	7%										75%
<b>PM Peak Hour</b>	17:00	16:45	16:15	13:45										16:45
Volume	10	19	14	5										35
<b>Directional Peak Periods</b>														
<b>All Classes</b>														
Volume	28					31			61				149	
%	10%					12%			23%				55%	

Street Name	Direction	Percentiles					
		15th	50th	Average	85th	95th	ADT
SW 94th Ave	North Bound	15	20	19	24	27	242
SW 94th Ave	South Bound	15	20	20	24	28	269

Summary

Time	< 15	15 - 19	20 - 24	25 - 29	30 - 34	35 - 39	40 - 44	45 - 49	50 - 54	55 - 59	60 - 64	65 - 69	70 +	Total
00:00 AM	0	0	1	1	0	0	0	0	0	0	0	0	0	2
00:15	0	0	1	0	0	0	0	0	0	0	0	0	0	1
00:30	0	0	0	0	0	0	0	0	0	0	0	0	0	0
00:45	0	0	0	0	0	0	0	0	0	0	0	0	0	0
01:00	0	0	0	0	0	0	0	0	0	0	0	0	0	0
01:15	0	0	0	0	0	0	0	0	0	0	0	0	0	0
01:30	0	0	0	0	0	0	0	0	0	0	0	0	0	0
01:45	0	0	0	0	0	0	0	0	0	0	0	0	0	0
02:00	0	0	1	0	0	0	0	0	0	0	0	0	0	1
02:15	0	0	0	1	0	0	0	0	0	0	0	0	0	1
02:30	0	0	0	0	0	0	0	0	0	0	0	0	0	0
02:45	0	0	0	0	0	0	0	0	0	0	0	0	0	0
03:00	0	0	0	0	0	0	0	0	0	0	0	0	0	0
03:15	0	0	0	0	0	0	0	0	0	0	0	0	0	0
03:30	0	0	0	0	0	0	0	0	0	0	0	0	0	0
03:45	0	0	1	0	0	0	0	0	0	0	0	0	0	1
04:00	0	0	0	0	0	0	0	0	0	0	0	0	0	0
04:15	0	0	1	0	0	0	0	0	0	0	0	0	0	1
04:30	0	0	0	0	0	0	0	0	0	0	0	0	0	0
04:45	0	0	0	1	0	0	0	0	0	0	0	0	0	1
05:00	0	1	1	0	0	0	0	0	0	0	0	0	0	2
05:15	0	0	1	0	0	0	0	0	0	0	0	0	0	1
05:30	0	0	2	1	0	0	0	0	0	0	0	0	0	3
05:45	0	0	1	1	0	0	0	0	0	0	0	0	0	2
06:00	0	2	1	0	0	0	0	0	0	0	0	0	0	3
06:15	1	1	4	0	0	0	0	0	0	0	0	0	0	6
06:30	1	3	2	1	0	0	0	0	0	0	0	0	0	7
06:45	0	2	2	0	0	0	0	0	0	0	0	0	0	4
07:00	0	1	6	0	0	0	0	0	0	0	0	0	0	7
07:15	1	2	1	1	0	0	0	0	0	0	0	0	0	5
07:30	0	4	7	1	0	0	0	0	0	0	0	0	0	12
07:45	1	6	5	0	0	0	0	0	0	0	0	0	0	12
08:00	2	3	3	0	0	0	0	0	0	0	0	0	0	8
08:15	2	1	3	0	0	0	0	0	0	0	0	0	0	6
08:30	1	5	3	1	1	1	0	0	0	0	0	0	0	12
08:45	1	0	3	0	0	0	0	0	0	0	0	0	0	4
09:00	3	2	2	1	0	0	0	0	0	0	0	0	0	8
09:15	0	1	2	0	0	0	0	0	0	0	0	0	0	3
09:30	0	1	0	0	0	0	0	0	0	0	0	0	0	1
09:45	0	0	4	0	0	0	0	0	0	0	0	0	0	4
10:00	0	1	2	0	0	0	0	0	0	0	0	0	0	3
10:15	3	1	2	0	1	0	0	0	0	0	0	0	0	7
10:30	0	3	2	1	0	0	0	0	0	0	0	0	0	6
10:45	1	0	3	0	0	0	0	0	0	0	0	0	0	4
11:00	0	0	5	0	0	0	0	0	0	0	0	0	0	5
11:15	1	0	2	1	0	0	0	0	0	0	0	0	0	4
11:30	0	0	7	1	0	0	0	0	0	0	0	0	0	8
11:45	0	0	2	1	0	0	0	0	0	0	0	0	0	3
12:00 PM	1	1	2	0	0	0	0	0	0	0	0	0	0	4
12:15	0	3	2	0	0	0	0	0	0	0	0	0	0	5
12:30	0	5	7	1	0	0	0	0	0	0	0	0	0	13
12:45	1	4	2	0	0	0	0	0	0	0	0	0	0	7
13:00	0	4	4	0	0	0	0	0	0	0	0	0	0	8
13:15	0	1	2	0	0	0	0	0	0	0	0	0	0	3
13:30	0	4	3	2	0	0	0	0	0	0	0	0	0	9
13:45	1	7	4	3	0	0	0	0	0	0	0	0	0	15
14:00	4	4	5	1	0	0	0	0	0	0	0	0	0	14
14:15	1	2	2	0	0	0	0	0	0	0	0	0	0	5
14:30	2	3	2	2	0	0	0	0	0	0	0	0	0	9
14:45	2	1	5	1	0	0	0	0	0	0	0	0	0	9
15:00	0	6	5	2	0	0	0	0	0	0	0	0	0	13
15:15	1	1	2	1	0	0	0	0	0	0	0	0	0	5
15:30	2	1	4	0	0	0	0	0	0	0	0	0	0	7
15:45	2	7	1	1	0	0	0	0	0	0	0	0	0	11
16:00	0	8	3	2	0	0	0	0	0	0	0	0	0	13
16:15	1	1	7	1	0	0	0	0	0	0	0	0	0	10
16:30	0	4	7	1	0	0	0	0	0	0	0	0	0	12
16:45	0	6	2	0	0	0	0	0	0	0	0	0	0	8
17:00	1	5	4	0	0	0	0	0	0	0	0	0	0	10
17:15	3	5	2	0	0	0	0	0	0	0	0	0	0	10
17:30	6	11	3	0	0	0	0	0	0	0	0	0	0	20
17:45	4	9	4	0	0	0	0	0	0	0	0	0	0	17
18:00	0	4	4	0	0	0	0	0	0	0	0	0	0	8
18:15	2	3	2	0	0	0	0	0	0	0	0	0	0	7
18:30	1	4	3	1	1	0	0	0	0	0	0	0	0	10
18:45	1	4	2	0	0	0	0	0	0	0	0	0	0	7
19:00	2	6	2	1	0	0	0	0	0	0	0	0	0	11
19:15	1	4	2	1	0	0	0	0	0	0	0	0	0	8
19:30	1	2	7	2	0	0	0	0	0	0	0	0	0	12
19:45	0	2	1	1	0	0	0	0	0	0	0	0	0	4
20:00	0	0	3	0	0	0	0	0	0	0	0	0	0	3
20:15	6	3	1	0	0	0	0	0	0	0	0	0	0	10
20:30	1	3	4	1	0	0	0	0	0	0	0	0	0	6
20:45	1	2	0	0	0	0	0	0	0	0	0	0	0	3
21:00	0	0	2	0	0	0	0	0	0	0	0	0	0	2
21:15	1	3	0	1	0	0	0	0	0	0	0	0	0	5
21:30	1	0	1	0	0	0	0	0	0	0	0	0	0	2
21:45	0	0	3	1	0	0	0	0	0	0	0	0	0	3
22:00	2	1	0	2	0	0	0	0	0	0	0	0	0	5
22:15	0	1	3	0	0	0	0	0	0	0	0	0	0	4
22:30	0	0	0	0	0	0	0	0	0	0	0	0	0	0
22:45	0	0	1	0	0	0	0	0	0	0	0	0	0	1
23:00	0	1	2	0	0	0	0	0	0	0	0	0	0	3
23:15	0	0	0	0	0	0	0	0	0	0	0	0	0	0
23:30	0	1	0	0	0	0	0	0	0	0	0	0	0	1
23:45	0	0	0	0	0	0	0	0	0	0	0	0	0	0
Totals	70	188	210	42	3	1								511
% of Totals	14%	36%	41%	8%	1%	0%								100%

Directional Peak Periods	AM 7-9		NOON 12-2		PM 4-6		Off Peak Volumes	
All Classes	Volume	%	Volume	%	Volume	%	Volume	%
	66	13%	64	13%	100	20%	281	55%

Street Name	Direction	15th	50th	Average	85th	95th	ADT
SW 94th Ave	Summary	15	20	19	24	27	511

# SPEED

## SW 94th Ave Bet. SW 51st St & SW 51st Ct

Day: Tuesday  
Date: 5/16/2023

City: Cooper City  
Project #: FL23\_140259\_023n

### North Bound

Time	< 15	15 - 19	20 - 24	25 - 29	30 - 34	35 - 39	40 - 44	45 - 49	50 - 54	55 - 59	60 - 64	65 - 69	70 +	Total
00:00 AM	0	0	1	0	0	0	0	0	0	0	0	0	0	1
01:00	0	0	0	0	0	0	0	0	0	0	0	0	0	0
02:00	0	0	0	0	0	0	0	0	0	0	0	0	0	0
03:00	0	0	0	0	0	0	0	0	0	0	0	0	0	0
04:00	0	0	1	1	0	0	0	0	0	0	0	0	0	2
05:00	0	1	3	2	0	0	0	0	0	0	0	0	0	6
06:00	2	8	6	0	0	0	0	0	0	0	0	0	0	16
07:00	2	5	14	1	0	0	0	0	0	0	0	0	0	22
08:00	3	4	7	0	1	1	0	0	0	0	0	0	0	16
09:00	1	3	7	0	0	0	0	0	0	0	0	0	0	11
10:00	2	4	4	1	0	0	0	0	0	0	0	0	0	11
11:00	1	0	5	1	0	0	0	0	0	0	0	0	0	7
12:00 PM	1	7	9	0	0	0	0	0	0	0	0	0	0	17
13:00	1	9	4	2	0	0	0	0	0	0	0	0	0	16
14:00	5	3	6	0	0	0	0	0	0	0	0	0	0	14
15:00	1	5	6	2	0	0	0	0	0	0	0	0	0	14
16:00	1	8	5	2	0	0	0	0	0	0	0	0	0	16
17:00	4	13	6	0	0	0	0	0	0	0	0	0	0	23
18:00	1	6	6	1	1	0	0	0	0	0	0	0	0	15
19:00	1	3	7	3	0	0	0	0	0	0	0	0	0	14
20:00	6	4	3	0	0	0	0	0	0	0	0	0	0	13
21:00	1	1	0	0	0	0	0	0	0	0	0	0	0	2
22:00	2	0	2	0	0	0	0	0	0	0	0	0	0	4
23:00	0	1	1	0	0	0	0	0	0	0	0	0	0	2
<b>Totals</b>	<b>35</b>	<b>85</b>	<b>103</b>	<b>16</b>	<b>2</b>	<b>1</b>								<b>242</b>
<b>% of Totals</b>	14%	35%	43%	7%	1%	0%								100%

<b>AM Volumes</b>	11	25	48	6	1	1	0	0	0	0	0	0	0	92
<b>% AM</b>	5%	10%	20%	2%	0%	0%								38%
<b>AM Peak Hour</b>	08:00	06:00	07:00	05:00	08:00	08:00								07:00
<b>Volume</b>	3	8	14	2	1	1								22
<b>PM Volumes</b>	24	60	55	10	1	0	0	0	0	0	0	0	0	150
<b>% PM</b>	10%	25%	23%	4%	0%									62%
<b>PM Peak Hour</b>	20:00	17:00	12:00	19:00	18:00									17:00
<b>Volume</b>	6	13	9	3	1									23

Directional Peak Periods All Speeds	AM 7-9		NOON 12-2		PM 4-6		Off Peak Volumes	
	Volume	%	Volume	%	Volume	%	Volume	%
	38	↔ 16%	33	↔ 14%	39	↔ 16%	132	↔ 55%

Street Name	Direction	Percentiles					ADT
		15th	50th	Average	85th	95th	
SW 94th Ave	North Bound	15	20	19	24	27	242
SW 94th Ave	South Bound	15	20	20	24	28	269



# SPEED

SW 94th Ave Bet. SW 51st St & SW 51st Ct

Day: Tuesday  
Date: 5/16/2023

City: Cooper City  
Project #: FL23\_140259\_023s

## South Bound

Time	< 15	15 - 19	20 - 24	25 - 29	30 - 34	35 - 39	40 - 44	45 - 49	50 - 54	55 - 59	60 - 64	65 - 69	70 +	Total
00:00 AM	0	0	1	1	0	0	0	0	0	0	0	0	0	2
01:00	0	0	1	0	0	0	0	0	0	0	0	0	0	1
02:00	0	0	1	1	0	0	0	0	0	0	0	0	0	2
03:00	0	0	1	0	0	0	0	0	0	0	0	0	0	1
04:00	0	0	0	0	0	0	0	0	0	0	0	0	0	0
05:00	0	0	2	0	0	0	0	0	0	0	0	0	0	2
06:00	0	0	3	1	0	0	0	0	0	0	0	0	0	4
07:00	0	8	5	1	0	0	0	0	0	0	0	0	0	14
08:00	3	5	5	1	0	0	0	0	0	0	0	0	0	14
09:00	2	1	1	1	0	0	0	0	0	0	0	0	0	5
10:00	2	1	5	0	1	0	0	0	0	0	0	0	0	9
11:00	0	0	11	2	0	0	0	0	0	0	0	0	0	13
12:00 PM	1	6	4	1	0	0	0	0	0	0	0	0	0	12
13:00	0	7	9	3	0	0	0	0	0	0	0	0	0	19
14:00	4	7	8	4	0	0	0	0	0	0	0	0	0	23
15:00	4	10	6	2	0	0	0	0	0	0	0	0	0	22
16:00	0	11	14	2	0	0	0	0	0	0	0	0	0	27
17:00	10	17	7	0	0	0	0	0	0	0	0	0	0	34
18:00	3	9	5	0	0	0	0	0	0	0	0	0	0	17
19:00	3	11	5	2	0	0	0	0	0	0	0	0	0	21
20:00	2	2	5	0	0	0	0	0	0	0	0	0	0	9
21:00	1	2	5	2	0	0	0	0	0	0	0	0	0	10
22:00	0	2	2	2	0	0	0	0	0	0	0	0	0	6
23:00	0	1	1	0	0	0	0	0	0	0	0	0	0	2
<b>Totals</b>	<b>35</b>	<b>100</b>	<b>107</b>	<b>26</b>	<b>1</b>									<b>269</b>
<b>% of Totals</b>	13%	37%	40%	10%	0%									100%

<b>AM Volumes</b>	7	15	36	8	1	0	0	0	0	0	0	0	0	67
<b>% AM</b>	3%	6%	13%	3%	0%									25%
<b>AM Peak Hour</b>	08:00	07:00	11:00	11:00	10:00									07:00
<b>Volume</b>	3	8	11	2	1									14
<b>PM Volumes</b>	28	85	71	18	0	0	0	0	0	0	0	0	0	202
<b>% PM</b>	10%	32%	26%	7%										75%
<b>PM Peak Hour</b>	17:00	17:00	16:00	14:00										17:00
<b>Volume</b>	10	17	14	4										34

Directional Peak Periods All Speeds	AM 7-9		NOON 12-2		PM 4-6		Off Peak Volumes	
	Volume	%	Volume	%	Volume	%	Volume	%
	28	↔ 10%	31	↔ 12%	61	↔ 23%	149	↔ 55%

Street Name	Direction	Percentiles					ADT
		15th	50th	Average	85th	95th	
SW 94th Ave	North Bound	15	20	19	24	27	242
SW 94th Ave	South Bound	15	20	20	24	28	269

# SPEED

SW 94th Ave Bet. SW 51st St & SW 51st Ct

Day: Tuesday  
Date: 5/16/2023

City: Cooper City  
Project #: FL23\_140259\_023

## Summary

Time	< 15	15 - 19	20 - 24	25 - 29	30 - 34	35 - 39	40 - 44	45 - 49	50 - 54	55 - 59	60 - 64	65 - 69	70 +	Total
00:00 AM	0	0	2	1	0	0	0	0	0	0	0	0	0	3
01:00	0	0	1	0	0	0	0	0	0	0	0	0	0	1
02:00	0	0	1	1	0	0	0	0	0	0	0	0	0	2
03:00	0	0	1	0	0	0	0	0	0	0	0	0	0	1
04:00	0	0	1	1	0	0	0	0	0	0	0	0	0	2
05:00	0	1	5	2	0	0	0	0	0	0	0	0	0	8
06:00	2	8	9	1	0	0	0	0	0	0	0	0	0	20
07:00	2	13	19	2	0	0	0	0	0	0	0	0	0	36
08:00	6	9	12	1	1	1	0	0	0	0	0	0	0	30
09:00	3	4	8	1	0	0	0	0	0	0	0	0	0	16
10:00	4	5	9	1	1	0	0	0	0	0	0	0	0	20
11:00	1	0	16	3	0	0	0	0	0	0	0	0	0	20
12:00 PM	2	13	13	1	0	0	0	0	0	0	0	0	0	29
13:00	1	16	13	5	0	0	0	0	0	0	0	0	0	35
14:00	9	10	14	4	0	0	0	0	0	0	0	0	0	37
15:00	5	15	12	4	0	0	0	0	0	0	0	0	0	36
16:00	1	19	19	4	0	0	0	0	0	0	0	0	0	43
17:00	14	30	13	0	0	0	0	0	0	0	0	0	0	57
18:00	4	15	11	1	1	0	0	0	0	0	0	0	0	32
19:00	4	14	12	5	0	0	0	0	0	0	0	0	0	35
20:00	8	6	8	0	0	0	0	0	0	0	0	0	0	22
21:00	2	3	5	2	0	0	0	0	0	0	0	0	0	12
22:00	2	2	4	2	0	0	0	0	0	0	0	0	0	10
23:00	0	2	2	0	0	0	0	0	0	0	0	0	0	4
<b>Totals</b>	<b>70</b>	<b>185</b>	<b>210</b>	<b>42</b>	<b>3</b>	<b>1</b>								<b>511</b>
<b>% of Totals</b>	<b>14%</b>	<b>36%</b>	<b>41%</b>	<b>8%</b>	<b>1%</b>	<b>0%</b>								<b>100%</b>

<b>AM Volumes</b>	18	40	84	14	2	1	0	0	0	0	0	0	0	159
<b>% AM</b>	4%	8%	16%	3%	0%	0%								31%
<b>AM Peak Hour</b>	08:00	07:00	07:00	11:00	08:00	08:00								07:00
<b>Volume</b>	6	13	19	3	1	1								36
<b>PM Volumes</b>	52	145	126	28	1	0	0	0	0	0	0	0	0	352
<b>% PM</b>	10%	28%	25%	5%	0%									69%
<b>PM Peak Hour</b>	17:00	17:00	16:00	13:00	18:00									17:00
<b>Volume</b>	14	30	19	5	1									57
<b>Directional Peak Periods All Speeds</b>			<b>AM 7-9</b>			<b>NOON 12-2</b>			<b>PM 4-6</b>			<b>Off Peak Volumes</b>		
			Volume	↔	%	Volume	↔	%	Volume	↔	%	Volume	↔	%
			66		13%	64		13%	100		20%	281		55%

Street Name	Direction	Percentiles					ADT
		15th	50th	Average	85th	95th	
SW 94th Ave	Summary	15	20	19	24	27	511

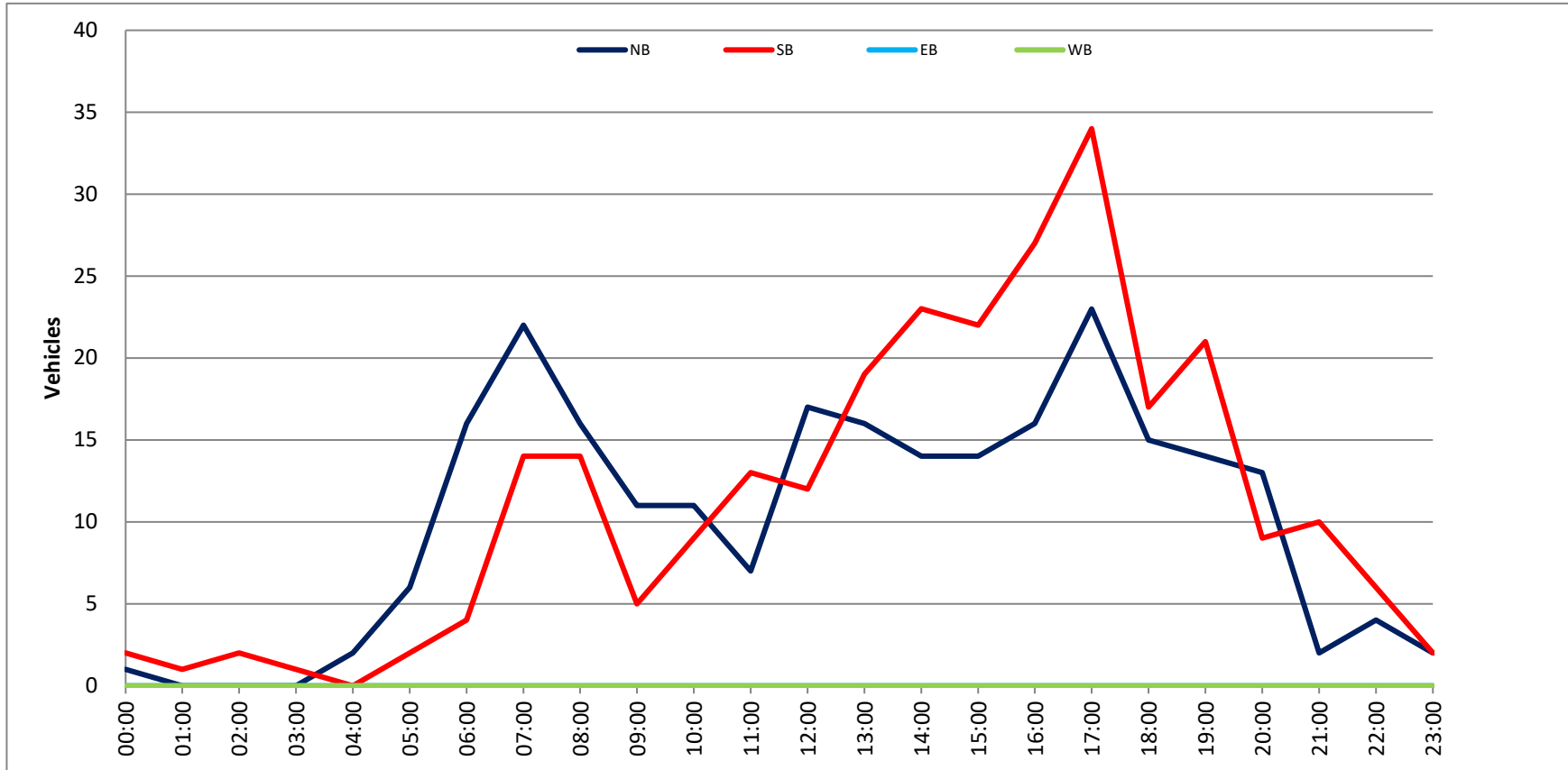
**VOLUME**

SW 94th Ave Bet. SW 51st St & SW 51st Ct

Day: Tuesday  
Date: 5/16/2023

City: Cooper City  
Project #: FL23\_140259\_023

DAILY TOTALS										NB		SB		EB		WB		Total		
										242		269		0		0		511		
AM Period	NB	SB	EB	WB	TOTAL	PM Period	NB	SB	EB	WB	TOTAL	SPLIT %	EB	WB	TOTAL	SPLIT %	EB	WB	Total	
00:00	1	1	0	0	2	12:00	2	2	0	0	4				4				4	
00:15	0	1	0	0	1	12:15	5	0	0	0	5				5				5	
00:30	0	0	0	0	0	12:30	6	7	0	0	13				13				13	
00:45	0	1	2	0	3	12:45	4	17	3	12	7				7				29	
01:00	0	1	0	0	1	13:00	4	4	4	0	8				8				8	
01:15	0	0	0	0	0	13:15	1	2	0	0	3				3				3	
01:30	0	0	0	0	0	13:30	3	6	0	0	9				9				9	
01:45	0	0	1	0	1	13:45	8	16	7	19	15				15				35	
02:00	0	1	0	0	1	14:00	3	11	0	0	14				14				14	
02:15	0	1	0	0	1	14:15	4	1	1	0	5				5				5	
02:30	0	0	0	0	0	14:30	5	4	4	0	9				9				9	
02:45	0	0	2	0	2	14:45	2	14	7	23	9				9				37	
03:00	0	0	0	0	0	15:00	5	8	0	0	13				13				13	
03:15	0	0	0	0	0	15:15	3	2	0	0	5				5				5	
03:30	0	0	0	0	0	15:30	2	5	0	0	7				7				7	
03:45	0	1	1	0	1	15:45	4	14	7	22	11				11				36	
04:00	0	0	0	0	0	16:00	6	7	0	0	13				13				13	
04:15	1	0	0	0	1	16:15	6	4	0	0	10				10				10	
04:30	0	0	0	0	0	16:30	3	9	0	0	12				12				12	
04:45	1	2	0	0	2	16:45	1	16	7	27	8				8				43	
05:00	2	0	0	0	2	17:00	2	8	0	0	10				10				10	
05:15	1	0	0	0	1	17:15	3	7	0	0	10				10				10	
05:30	2	1	0	0	3	17:30	7	13	0	0	20				20				20	
05:45	1	6	1	2	8	17:45	11	23	6	34	17				17				57	
06:00	3	0	0	0	3	18:00	4	4	0	0	8				8				8	
06:15	4	2	0	0	6	18:15	3	4	0	0	7				7				7	
06:30	6	1	0	0	7	18:30	4	6	0	0	10				10				10	
06:45	3	16	1	4	20	18:45	4	15	3	17	7				7				32	
07:00	3	4	0	0	7	19:00	2	9	0	0	11				11				11	
07:15	3	2	0	0	5	19:15	3	5	0	0	8				8				8	
07:30	9	3	0	0	12	19:30	9	3	0	0	12				12				12	
07:45	7	22	5	14	36	19:45	0	14	4	21	4				4				35	
08:00	4	4	0	0	8	20:00	0	3	0	0	3				3				3	
08:15	4	2	0	0	6	20:15	6	4	0	0	10				10				10	
08:30	6	6	0	0	12	20:30	4	2	0	0	6				6				6	
08:45	2	16	2	14	30	20:45	3	13	0	9	3				3				22	
09:00	5	3	0	0	8	21:00	0	2	0	0	2				2				2	
09:15	1	2	0	0	3	21:15	2	3	0	0	5				5				5	
09:30	1	0	0	0	1	21:30	0	2	0	0	2				2				2	
09:45	4	11	0	5	16	21:45	0	2	3	10	3				3				12	
10:00	1	2	0	0	3	22:00	2	2	0	0	5				5				5	
10:15	4	3	0	0	7	22:15	2	2	0	0	4				4				4	
10:30	4	2	0	0	6	22:30	0	0	0	0	0				0				0	
10:45	2	11	2	9	20	22:45	0	4	1	6	1				1				10	
11:00	2	3	0	0	5	23:00	2	1	0	0	3				3				3	
11:15	3	1	0	0	4	23:15	0	0	0	0	0				0				0	
11:30	2	6	0	0	8	23:30	0	1	0	0	1				1				1	
11:45	0	7	3	13	20	23:45	0	2	0	2	4				4				4	
TOTALS	92	67			159	TOTALS	150	202			352									
SPLIT %	57.9%	42.1%			31.1%	SPLIT %	42.6%	57.4%			68.9%									
<b>DAILY TOTALS</b>										NB		SB		EB		WB		Total		
										242		269		0		0		511		
AM Peak Hour	07:30	07:45			07:30	PM Peak Hour	17:15	16:45			17:00				17:00				17:00	
AM Pk Volume	24	17			38	PM Pk Volume	25	35			57				57				57	
Pk Hr Factor	0.667	0.708			0.792	Pk Hr Factor	0.568	0.673			0.713				0.713				0.713	
7 - 9 Volume	38	28	0	0	66	4 - 6 Volume	39	61	0	0	100				100				100	
7 - 9 Peak Hour	07:30	07:45			07:30	4 - 6 Peak Hour	17:00	16:45			17:00				17:00				17:00	
7 - 9 Pk Volume	24	17	0	0	38	4 - 6 Pk Volume	23	35	0	0	57				57				57	
Pk Hr Factor	0.667	0.708	0.000	0.000	0.792	Pk Hr Factor	0.523	0.673	0.000	0.000	0.713				0.713				0.713	



Time	< 15	15 - 19	20 - 24	25 - 29	30 - 34	35 - 39	40 - 44	45 - 49	50 - 54	55 - 59	60 - 64	65 - 69	70 +	Total
00:00 AM	0	0	0	0	0	0	0	0	0	0	0	0	0	0
00:15	0	0	0	0	0	0	0	0	0	0	0	0	0	0
00:30	0	1	0	0	0	0	0	0	0	0	0	0	0	1
00:45	0	0	0	0	0	0	0	0	0	0	0	0	0	0
01:00	0	0	0	0	0	0	0	0	0	0	0	0	0	0
01:15	0	0	0	0	0	0	0	0	0	0	0	0	0	0
01:30	0	0	0	0	0	0	0	0	0	0	0	0	0	0
01:45	0	0	0	0	0	0	0	0	0	0	0	0	0	0
02:00	0	0	0	0	0	0	0	0	0	0	0	0	0	0
02:15	0	0	0	0	0	0	0	0	0	0	0	0	0	0
02:30	0	0	0	0	0	0	0	0	0	0	0	0	0	0
02:45	0	0	0	0	0	0	0	0	0	0	0	0	0	0
03:00	0	0	0	0	0	0	0	0	0	0	0	0	0	0
03:15	0	0	0	0	0	0	0	0	0	0	0	0	0	0
03:30	0	0	0	0	0	0	0	0	0	0	0	0	0	0
03:45	0	0	0	0	0	0	0	0	0	0	0	0	0	0
04:00	0	1	0	0	0	0	0	0	0	0	0	0	0	1
04:15	1	0	0	0	0	0	0	0	0	0	0	0	0	1
04:30	0	0	0	0	0	0	0	0	0	0	0	0	0	0
04:45	0	0	0	0	0	0	0	0	0	0	0	0	0	0
05:00	0	1	0	0	0	0	0	0	0	0	0	0	0	1
05:15	0	2	0	0	0	0	0	0	0	0	0	0	0	2
05:30	0	1	1	0	0	0	0	0	0	0	0	0	0	2
05:45	1	0	1	0	0	0	0	0	0	0	0	0	0	2
06:00	1	0	2	0	0	0	0	0	0	0	0	0	0	3
06:15	0	2	1	1	0	0	0	0	0	0	0	0	0	4
06:30	0	2	3	0	0	0	0	0	0	0	0	0	0	5
06:45	0	1	0	1	0	0	0	0	0	0	0	0	0	2
07:00	1	4	0	1	0	0	0	0	0	0	0	0	0	6
07:15	0	3	2	0	1	0	0	0	0	0	0	0	0	6
07:30	0	3	10	0	0	0	0	0	0	0	0	0	0	13
07:45	0	1	0	3	0	0	0	0	0	0	0	0	0	4
08:00	0	2	3	0	0	0	0	0	0	0	0	0	0	5
08:15	0	1	1	1	0	0	0	0	0	0	0	0	0	3
08:30	1	0	4	0	0	1	0	0	0	0	0	0	0	6
08:45	0	1	2	0	0	0	0	0	0	0	0	0	0	3
09:00	0	3	3	0	0	0	0	0	0	0	0	0	0	6
09:15	1	0	2	0	0	0	0	0	0	0	0	0	0	3
09:30	0	0	1	1	0	0	0	0	0	0	0	0	0	2
09:45	0	1	1	0	0	0	0	0	0	0	0	0	0	2
10:00	0	1	2	1	0	0	0	0	0	0	0	0	0	4
10:15	1	0	2	1	0	0	0	0	0	0	0	0	0	4
10:30	0	2	1	0	0	0	0	0	0	0	0	0	0	3
10:45	1	1	1	0	0	0	0	0	0	0	0	0	0	3
11:00	0	1	2	1	0	0	0	0	0	0	0	0	0	4
11:15	0	3	1	0	0	0	0	0	0	0	0	0	0	4
11:30	1	1	3	0	0	0	0	0	0	0	0	0	0	5
11:45	0	1	1	1	0	0	0	0	0	0	0	0	0	3
12:00 PM	0	1	2	1	0	0	0	0	0	0	0	0	0	4
12:15	2	1	0	0	0	0	0	0	0	0	0	0	0	3
12:30	0	2	1	0	0	0	0	0	0	0	0	0	0	3
12:45	0	1	2	1	0	0	0	0	0	0	0	0	0	4
13:00	1	0	1	1	0	0	0	0	0	0	0	0	0	3
13:15	0	2	0	0	0	0	0	0	0	0	0	0	0	2
13:30	0	1	3	1	0	0	0	0	0	0	0	0	0	5
13:45	0	3	3	1	0	0	0	0	0	0	0	0	0	7
14:00	0	2	1	0	0	0	0	0	0	0	0	0	0	3
14:15	0	1	1	0	0	0	0	0	0	0	0	0	0	2
14:30	0	1	2	0	0	0	0	0	0	0	0	0	0	3
14:45	1	1	1	3	0	0	0	0	0	0	0	0	0	6
15:00	0	0	0	2	1	0	0	0	0	0	0	0	0	3
15:15	0	2	2	0	0	0	0	0	0	0	0	0	0	4
15:30	0	1	1	0	0	0	0	0	0	0	0	0	0	2
15:45	2	3	4	0	0	0	0	0	0	0	0	0	0	9
16:00	0	1	5	0	0	0	0	0	0	0	0	0	0	6
16:15	0	0	2	1	0	0	0	0	0	0	0	0	0	3
16:30	0	1	1	1	0	0	0	0	0	0	0	0	0	3
16:45	3	0	2	1	0	0	0	0	0	0	0	0	0	6
17:00	0	2	2	0	0	0	0	0	0	0	0	0	0	4
17:15	1	3	2	0	0	0	0	0	0	0	0	0	0	6
17:30	0	1	2	1	0	0	0	0	0	0	0	0	0	3
17:45	0	0	3	1	0	0	0	0	0	0	0	0	0	4
18:00	1	2	1	0	0	0	0	0	0	0	0	0	0	4
18:15	1	4	2	0	0	0	0	0	0	0	0	0	0	7
18:30	3	1	1	0	0	0	0	0	0	0	0	0	0	5
18:45	1	1	1	0	0	0	0	0	0	0	0	0	0	3
19:00	1	3	0	0	0	0	0	0	0	0	0	0	0	4
19:15	1	3	0	0	0	0	0	0	0	0	0	0	0	4
19:30	2	2	1	0	0	0	0	0	0	0	0	0	0	5
19:45	3	1	0	0	0	0	0	0	0	0	0	0	0	4
20:00	1	1	0	1	0	0	0	0	0	0	0	0	0	3
20:15	0	1	1	0	0	0	0	0	0	0	0	0	0	2
20:30	0	1	1	0	0	0	0	0	0	0	0	0	0	2
20:45	0	1	0	0	0	0	0	0	0	0	0	0	0	1
21:00	0	0	1	0	0	0	0	0	0	0	0	0	0	1
21:15	0	2	0	0	0	0	0	0	0	0	0	0	0	2
21:30	0	3	1	0	0	0	0	0	0	0	0	0	0	4
21:45	0	2	3	0	0	0	0	0	0	0	0	0	0	5
22:00	2	0	0	0	0	0	0	0	0	0	0	0	0	2
22:15	0	0	1	0	0	0	0	0	0	0	0	0	0	1
22:30	0	1	0	0	0	0	0	0	0	0	0	0	0	1
22:45	0	1	0	0	0	0	0	0	0	0	0	0	0	1
23:00	0	0	0	0	0	0	0	0	0	0	0	0	0	0
23:15	1	0	0	0	0	0	0	0	0	0	0	0	0	1
23:30	0	1	0	0	1	0	0	0	0	0	0	0	0	2
23:45	0	0	0	0	0	0	0	0	0	0	0	0	0	0
Totals	36	101	104	27	2	1								271
% of Totals	13%	37%	38%	10%	1%	0%								100%

AM Volumes	9	40	49	12	1	1	0	0	0	0	0	0	0	112
% AM	3%	15%	18%	4%	0%	0%								41%
AM Peak Hour	11:30	06:45	07:15	07:00	06:30	07:45								07:00
Volume	3	11	14	1	1	1								23
PM Volumes	27	61	53	15	1	0	0	0	0	0	0	0	0	159
% PM	10%	23%	20%	6%	0%									59%
PM Peak Hour	19:00	18:15	15:15	14:15	22:45									15:15
Volume	7	9	12	1	1									21
Directional Peak Periods		AM 7-9			NOON 12-2			PM 4-6			Off Peak Volumes			
All Classes	Volume	%	Volume	%	Volume	%	Volume	%	Volume	%	Volume	%		
	45	17%	29	11%	35	13%	162	60%						

Street Name	Direction	15th	50th	Average	85th	95th	ADT
SW 94th Ave	North Bound	15	20	20	24	28	271
SW 94th Ave	South Bound	12	20	19	24	27	301

South Bound

Time	< 15	15 - 19	20 - 24	25 - 29	30 - 34	35 - 39	40 - 44	45 - 49	50 - 54	55 - 59	60 - 64	65 - 69	70 +	Total
00:00 AM	0	2	1	0	0	0	0	0	0	0	0	0	0	3
00:15	0	0	0	0	0	0	0	0	0	0	0	0	0	0
00:30	0	0	0	0	0	0	0	0	0	0	0	0	0	0
00:45	0	1	0	0	0	0	0	0	0	0	0	0	0	1
01:00	0	0	0	0	0	0	0	0	0	0	0	0	0	0
01:15	0	0	0	0	0	0	0	0	0	0	0	0	0	0
01:30	0	0	0	0	0	0	0	0	0	0	0	0	0	0
01:45	0	0	0	0	0	0	0	0	0	0	0	0	0	0
02:00	0	0	1	0	0	0	0	0	0	0	0	0	0	1
02:15	0	0	0	1	0	0	0	0	0	0	0	0	0	1
02:30	0	0	0	0	0	0	0	0	0	0	0	0	0	0
02:45	0	0	0	0	0	0	0	0	0	0	0	0	0	0
03:00	0	0	0	0	0	0	0	0	0	0	0	0	0	0
03:15	0	0	0	0	0	0	0	0	0	0	0	0	0	0
03:30	0	0	1	0	0	0	0	0	0	0	0	0	0	1
03:45	0	0	0	0	0	0	0	0	0	0	0	0	0	0
04:00	0	0	0	0	0	0	0	0	0	0	0	0	0	0
04:15	0	0	0	0	0	0	0	0	0	0	0	0	0	0
04:30	0	0	0	0	0	0	0	0	0	0	0	0	0	0
04:45	0	0	0	0	0	0	0	0	0	0	0	0	0	0
05:00	0	0	0	0	0	0	0	0	0	0	0	0	0	0
05:15	0	0	0	0	0	0	0	0	0	0	0	0	0	0
05:30	0	0	1	0	0	0	0	0	0	0	0	0	0	1
05:45	1	0	0	0	0	0	0	0	0	0	0	0	0	1
06:00	0	0	0	0	0	0	0	0	0	0	0	0	0	0
06:15	0	0	1	0	0	0	0	0	0	0	0	0	0	1
06:30	0	0	0	0	0	0	0	0	0	0	0	0	0	0
06:45	1	0	0	0	0	0	0	0	0	0	0	0	0	1
07:00	0	0	1	0	0	0	0	0	0	0	0	0	0	1
07:15	0	3	0	0	0	0	0	0	0	0	0	0	0	3
07:30	2	2	1	0	0	0	0	0	0	0	0	0	0	5
07:45	0	0	2	1	0	0	0	0	0	0	0	0	0	3
08:00	2	1	2	0	0	0	0	0	0	0	0	0	0	5
08:15	0	1	1	1	0	0	0	0	0	0	0	0	0	3
08:30	1	1	3	1	0	0	0	0	0	0	0	0	0	6
08:45	0	1	3	0	0	0	0	0	0	0	0	0	0	4
09:00	2	1	1	0	0	0	0	0	0	0	0	0	0	4
09:15	0	2	1	0	0	0	0	0	0	0	0	0	0	3
09:30	0	1	0	0	0	0	0	0	0	0	0	0	0	1
09:45	0	0	3	0	0	0	0	0	0	0	0	0	0	3
10:00	0	0	1	0	0	0	0	0	0	0	0	0	0	1
10:15	0	2	0	0	0	0	0	0	0	0	0	0	0	2
10:30	0	0	1	0	0	0	0	0	0	0	0	0	0	1
10:45	0	0	0	0	0	0	0	0	0	0	0	0	0	0
11:00	1	1	1	1	0	0	0	0	0	0	0	0	0	4
11:15	1	1	1	0	0	0	0	0	0	0	0	0	0	3
11:30	0	1	1	0	0	0	0	0	0	0	0	0	0	2
11:45	0	0	2	1	0	0	0	0	0	0	0	0	0	3
12:00 PM	3	3	0	0	0	0	0	0	0	0	0	0	0	6
12:15	0	0	1	0	0	0	0	0	0	0	0	0	0	1
12:30	2	0	0	0	0	0	0	0	0	0	0	0	0	2
12:45	0	2	2	0	0	0	0	0	0	0	0	0	0	4
13:00	2	1	1	0	0	0	0	0	0	0	0	0	0	4
13:15	2	2	4	0	0	0	0	0	0	0	0	0	0	8
13:30	0	2	3	0	0	0	0	0	0	0	0	0	0	5
13:45	0	0	1	0	2	0	0	0	0	0	0	0	0	3
14:00	0	1	3	2	0	0	0	0	0	0	0	0	0	6
14:15	1	2	2	0	0	0	0	0	0	0	0	0	0	5
14:30	0	0	1	1	0	0	0	0	0	0	0	0	0	2
14:45	1	3	2	0	0	0	0	0	0	0	0	0	0	6
15:00	0	1	2	0	0	0	0	0	0	0	0	0	0	3
15:15	1	0	2	0	0	0	0	0	0	0	0	0	0	3
15:30	2	3	2	0	0	0	0	0	0	0	0	0	0	7
15:45	0	3	0	1	0	0	0	0	0	0	0	0	0	4
16:00	0	0	1	0	0	0	0	0	0	0	0	0	0	1
16:15	0	1	1	0	0	0	0	0	0	0	0	0	0	2
16:30	1	2	5	2	0	0	0	0	0	0	0	0	0	10
16:45	3	1	2	2	1	0	0	0	0	0	0	0	0	9
17:00	3	3	5	0	0	0	0	0	0	0	0	0	0	11
17:15	0	2	4	0	0	0	0	0	0	0	0	0	0	6
17:30	2	0	1	1	0	0	0	0	0	0	0	0	0	4
17:45	1	2	1	1	0	0	0	0	0	0	0	0	0	5
18:00	2	1	2	2	0	0	0	0	0	0	0	0	0	7
18:15	2	4	2	0	0	0	0	0	0	0	0	0	0	8
18:30	0	0	1	0	0	0	0	0	0	0	0	0	0	1
18:45	2	2	3	0	0	0	0	0	0	0	0	0	0	7
19:00	2	5	3	0	0	0	0	0	0	0	0	0	0	10
19:15	5	5	2	0	0	0	0	0	0	0	0	0	0	12
19:30	2	0	2	0	0	0	0	0	0	0	0	0	0	4
19:45	2	2	2	0	0	0	0	0	0	0	0	0	0	6
20:00	2	1	1	0	0	0	0	0	0	0	0	0	0	4
20:15	0	1	1	0	0	0	0	0	0	0	0	0	0	2
20:30	0	2	3	1	0	0	0	0	0	0	0	0	0	6
20:45	2	1	2	1	0	0	0	0	0	0	0	0	0	6
21:00	0	1	4	1	0	0	0	0	0	0	0	0	0	6
21:15	0	4	2	0	0	0	0	0	0	0	0	0	0	6
21:30	0	2	0	0	0	0	0	0	0	0	0	0	0	2
21:45	0	1	3	1	0	0	0	0	0	0	0	0	0	5
22:00	3	0	0	0	0	0	0	0	0	0	0	0	0	3
22:15	3	3	2	0	0	0	0	0	0	0	0	0	0	8
22:30	2	0	0	0	0	0	0	0	0	0	0	0	0	2
22:45	1	1	1	0	0	0	0	0	0	0	0	0	0	3
23:00	0	1	0	0	0	0	0	0	0	0	0	0	0	1
23:15	1	1	0	0	0	0	0	0	0	0	0	0	0	2
23:30	0	0	1	1	0	0	0	0	0	0	0	0	0	2
23:45	0	0	1	0	0	0	0	0	0	0	0	0	0	1
Totals	66	93	116	23	3									301
% of Totals	22%	31%	39%	8%	1%									100%

AM Volumes	11	23	32	6	0	0	0	0	0	0	0	0	0	70	
% AM	4%	7%	11%	2%	0%	0%	0%	0%	0%	0%	0%	0%	0%	23%	
AM Peak Hour	11:45	07:15	08:00	07:45										08:00	
Volume	5	6	9	6										13	
PM Volumes	55	72	84	17	3	0	0	0	0	0	0	0	0	231	
% PM	18%	24%	28%	6%	1%	0%	0%	0%	0%	0%	0%	0%	0%	77%	
PM Peak Hour	18:45	18:30	16:30	16:00	13:00									16:30	
Volume	11	12	16	4	2									36	
<b>Directional Peak Periods</b>		<b>AM 7-9</b>			<b>NOON 12-2</b>			<b>PM 4-6</b>			<b>Off Peak Volumes</b>				
<b>All Classes</b>	Volume	← →			%	Volume	← →			%	Volume	← →			%
	30	10%				33	11%				48	16%			
		← →					← →					← →			
		63%					63%					63%			

Street Name	Direction	Percentiles					
		15th	50th	Average	85th	95th	ADT
SW 94th Ave	North Bound	15	20	20	24	28	271
SW 94th Ave	South Bound	12	20	19	24	27	301

**Summary**

Time	< 15	15 - 19	20 - 24	25 - 29	30 - 34	35 - 39	40 - 44	45 - 49	50 - 54	55 - 59	60 - 64	65 - 69	70 +	Total
00:00 AM	0	2	1	0	0	0	0	0	0	0	0	0	0	3
00:15	0	0	0	0	0	0	0	0	0	0	0	0	0	0
00:30	0	1	0	0	0	0	0	0	0	0	0	0	0	1
00:45	0	1	0	0	0	0	0	0	0	0	0	0	0	1
01:00	0	0	0	0	0	0	0	0	0	0	0	0	0	0
01:15	0	0	0	0	0	0	0	0	0	0	0	0	0	0
01:30	0	0	0	0	0	0	0	0	0	0	0	0	0	0
01:45	0	0	0	0	0	0	0	0	0	0	0	0	0	0
02:00	0	0	1	0	0	0	0	0	0	0	0	0	0	1
02:15	0	0	0	1	0	0	0	0	0	0	0	0	0	1
02:30	0	0	0	0	0	0	0	0	0	0	0	0	0	0
02:45	0	0	0	0	0	0	0	0	0	0	0	0	0	0
03:00	0	0	0	0	0	0	0	0	0	0	0	0	0	0
03:15	0	0	0	0	0	0	0	0	0	0	0	0	0	0
03:30	0	0	1	0	0	0	0	0	0	0	0	0	0	1
03:45	0	0	0	0	0	0	0	0	0	0	0	0	0	0
04:00	0	1	0	0	0	0	0	0	0	0	0	0	0	1
04:15	1	0	0	0	0	0	0	0	0	0	0	0	0	1
04:30	0	0	0	0	0	0	0	0	0	0	0	0	0	0
04:45	0	0	0	0	0	0	0	0	0	0	0	0	0	0
05:00	0	1	0	0	0	0	0	0	0	0	0	0	0	1
05:15	0	2	0	0	0	0	0	0	0	0	0	0	0	2
05:30	0	1	2	0	0	0	0	0	0	0	0	0	0	3
05:45	2	0	1	0	0	0	0	0	0	0	0	0	0	3
06:00	1	0	2	0	0	0	0	0	0	0	0	0	0	3
06:15	0	2	2	1	0	0	0	0	0	0	0	0	0	5
06:30	0	2	3	0	0	0	0	0	0	0	0	0	0	5
06:45	1	1	0	1	0	0	0	0	0	0	0	0	0	3
07:00	1	4	1	1	0	0	0	0	0	0	0	0	0	7
07:15	0	6	2	0	1	0	0	0	0	0	0	0	0	9
07:30	2	5	11	0	0	0	0	0	0	0	0	0	0	18
07:45	0	1	2	4	0	0	0	0	0	0	0	0	0	7
08:00	2	3	4	0	0	0	0	0	0	0	0	0	0	9
08:15	0	2	2	2	0	0	0	0	0	0	0	0	0	6
08:30	2	1	7	1	0	1	0	0	0	0	0	0	0	12
08:45	0	2	5	0	0	0	0	0	0	0	0	0	0	7
09:00	2	4	4	0	0	0	0	0	0	0	0	0	0	10
09:15	1	2	3	3	0	0	0	0	0	0	0	0	0	6
09:30	0	1	1	1	0	0	0	0	0	0	0	0	0	3
09:45	0	1	4	0	0	0	0	0	0	0	0	0	0	5
10:00	0	1	3	1	0	0	0	0	0	0	0	0	0	5
10:15	1	2	2	1	0	0	0	0	0	0	0	0	0	6
10:30	0	2	2	0	0	0	0	0	0	0	0	0	0	4
10:45	1	1	3	0	0	0	0	0	0	0	0	0	0	5
11:00	1	2	3	2	0	0	0	0	0	0	0	0	0	8
11:15	1	4	2	0	0	0	0	0	0	0	0	0	0	7
11:30	1	2	4	0	0	0	0	0	0	0	0	0	0	7
11:45	0	1	3	2	0	0	0	0	0	0	0	0	0	6
12:00 PM	3	4	2	1	0	0	0	0	0	0	0	0	0	10
12:15	2	1	1	0	0	0	0	0	0	0	0	0	0	4
12:30	2	2	1	0	0	0	0	0	0	0	0	0	0	5
12:45	0	3	4	1	0	0	0	0	0	0	0	0	0	8
13:00	3	1	2	1	0	0	0	0	0	0	0	0	0	7
13:15	2	4	4	0	0	0	0	0	0	0	0	0	0	10
13:30	0	3	4	4	1	0	0	0	0	0	0	0	0	8
13:45	0	3	4	1	2	0	0	0	0	0	0	0	0	10
14:00	0	3	4	2	0	0	0	0	0	0	0	0	0	9
14:15	1	3	3	0	0	0	0	0	0	0	0	0	0	7
14:30	0	1	3	1	0	0	0	0	0	0	0	0	0	5
14:45	2	4	3	3	0	0	0	0	0	0	0	0	0	12
15:00	0	1	4	1	0	0	0	0	0	0	0	0	0	6
15:15	1	2	4	0	0	0	0	0	0	0	0	0	0	7
15:30	2	4	3	0	0	0	0	0	0	0	0	0	0	9
15:45	2	6	4	1	0	0	0	0	0	0	0	0	0	13
16:00	0	1	6	0	0	0	0	0	0	0	0	0	0	7
16:15	0	1	3	1	0	0	0	0	0	0	0	0	0	5
16:30	1	3	6	3	0	0	0	0	0	0	0	0	0	13
16:45	6	1	4	3	1	0	0	0	0	0	0	0	0	15
17:00	3	5	7	0	0	0	0	0	0	0	0	0	0	15
17:15	1	5	6	0	0	0	0	0	0	0	0	0	0	12
17:30	2	1	2	2	0	0	0	0	0	0	0	0	0	7
17:45	1	2	4	2	0	0	0	0	0	0	0	0	0	8
18:00	3	3	3	2	0	0	0	0	0	0	0	0	0	11
18:15	3	8	4	0	0	0	0	0	0	0	0	0	0	15
18:30	3	1	2	0	0	0	0	0	0	0	0	0	0	6
18:45	3	3	4	0	0	0	0	0	0	0	0	0	0	10
19:00	3	8	8	3	0	0	0	0	0	0	0	0	0	14
19:15	6	8	2	0	0	0	0	0	0	0	0	0	0	16
19:30	4	2	3	0	0	0	0	0	0	0	0	0	0	9
19:45	5	3	2	0	0	0	0	0	0	0	0	0	0	10
20:00	3	2	1	1	0	0	0	0	0	0	0	0	0	7
20:15	0	2	2	0	0	0	0	0	0	0	0	0	0	4
20:30	0	2	3	0	0	0	0	0	0	0	0	0	0	5
20:45	2	2	2	1	0	0	0	0	0	0	0	0	0	7
21:00	0	1	5	1	0	0	0	0	0	0	0	0	0	7
21:15	0	6	2	0	0	0	0	0	0	0	0	0	0	8
21:30	0	5	1	0	0	0	0	0	0	0	0	0	0	6
21:45	0	3	6	1	0	0	0	0	0	0	0	0	0	10
22:00	5	0	0	0	0	0	0	0	0	0	0	0	0	5
22:15	3	3	3	0	0	0	0	0	0	0	0	0	0	9
22:30	2	1	0	0	0	0	0	0	0	0	0	0	0	3
22:45	1	2	1	0	0	0	0	0	0	0	0	0	0	4
23:00	0	1	0	0	0	0	0	0	0	0	0	0	0	1
23:15	2	1	0	0	0	0	0	0	0	0	0	0	0	3
23:30	0	1	1	1	1	0	0	0	0	0	0	0	0	4
23:45	0	0	1	0	0	0	0	0	0	0	0	0	0	1
<b>Totals</b>	<b>102</b>	<b>154</b>	<b>220</b>	<b>50</b>	<b>5</b>	<b>1</b>								<b>572</b>
% of Totals	18%	27%	38%	9%	1%	0%								100%

<b>AM Volumes</b>	20	63	81	18	1	1	0	0	0	0	0	0	0	182
% AM	3%	11%	14%	3%	0%	0%								32%
<b>AM Peak Hour</b>	11:45	06:45	07:15	07:45	06:30	07:45								07:35
Volume	7	16	19	7	1	1								43
<b>PM Volumes</b>	82	133	139	32	4		0	0	0	0	0	0	0	390
% PM	14%	23%	24%	6%	1%									68%
<b>PM Peak Hour</b>	19:00	18:45	16:30	16:00	13:00									16:30
Volume	18	21	21	7	2									55
<b>Directional Peak Periods</b>	<b>AM 7-9</b>			<b>NOON 12-2</b>			<b>PM 4-6</b>			<b>Off Peak Volumes</b>				
All Classes	Volume	%	Volume	%	Volume	%	Volume	%	Volume	%	Volume	%		
	75	13%	62	11%	83	15%	352	62%						

Street Name	Direction	Percentiles					
		15th	50th	Average	85th	95th	ADT
SW 94th Ave	Summary	13	20	19	24	28	572

# SPEED

SW 94th Ave Bet. SW 51st St & SW 51st Ct

Day: Wednesday

Date: 5/17/2023

City: Cooper City

Project #: FL23\_140259\_023n

## North Bound

Time	< 15	15 - 19	20 - 24	25 - 29	30 - 34	35 - 39	40 - 44	45 - 49	50 - 54	55 - 59	60 - 64	65 - 69	70 +	Total
00:00 AM	0	1	0	0	0	0	0	0	0	0	0	0	0	1
01:00	0	0	0	0	0	0	0	0	0	0	0	0	0	0
02:00	0	0	0	0	0	0	0	0	0	0	0	0	0	0
03:00	0	0	0	0	0	0	0	0	0	0	0	0	0	0
04:00	1	1	0	0	0	0	0	0	0	0	0	0	0	2
05:00	1	4	2	0	0	0	0	0	0	0	0	0	0	7
06:00	1	5	6	2	0	0	0	0	0	0	0	0	0	14
07:00	1	11	12	4	1	0	0	0	0	0	0	0	0	29
08:00	1	4	9	1	0	1	0	0	0	0	0	0	0	16
09:00	1	4	7	1	0	0	0	0	0	0	0	0	0	13
10:00	2	4	6	2	0	0	0	0	0	0	0	0	0	14
11:00	1	6	7	2	0	0	0	0	0	0	0	0	0	16
12:00 PM	2	5	5	2	0	0	0	0	0	0	0	0	0	14
13:00	1	6	5	3	0	0	0	0	0	0	0	0	0	15
14:00	1	5	5	3	0	0	0	0	0	0	0	0	0	14
15:00	2	6	9	1	0	0	0	0	0	0	0	0	0	18
16:00	3	2	10	3	0	0	0	0	0	0	0	0	0	18
17:00	1	6	8	2	0	0	0	0	0	0	0	0	0	17
18:00	6	8	5	0	0	0	0	0	0	0	0	0	0	19
19:00	7	9	1	0	0	0	0	0	0	0	0	0	0	17
20:00	1	4	1	1	0	0	0	0	0	0	0	0	0	7
21:00	0	7	5	0	0	0	0	0	0	0	0	0	0	12
22:00	2	2	1	0	0	0	0	0	0	0	0	0	0	5
23:00	1	1	0	0	1	0	0	0	0	0	0	0	0	3
<b>Totals</b>	<b>36</b>	<b>101</b>	<b>104</b>	<b>27</b>	<b>2</b>	<b>1</b>								<b>271</b>
<b>% of Totals</b>	<b>13%</b>	<b>37%</b>	<b>38%</b>	<b>10%</b>	<b>1%</b>	<b>0%</b>								<b>100%</b>

<b>AM Volumes</b>	9	40	49	12	1	1	0	0	0	0	0	0	0	112
<b>% AM</b>	3%	15%	18%	4%	0%	0%								41%
<b>AM Peak Hour</b>	10:00	07:00	07:00	07:00	07:00	08:00								07:00
<b>Volume</b>	2	11	12	4	1	1								29
<b>PM Volumes</b>	27	61	55	15	1	0	0	0	0	0	0	0	0	159
<b>% PM</b>	10%	23%	20%	6%	0%									59%
<b>PM Peak Hour</b>	19:00	19:00	16:00	13:00	23:00									18:00
<b>Volume</b>	7	9	10	3	1									19

Directional Peak Periods All Speeds	AM 7-9		NOON 12-2		PM 4-6		Off Peak Volumes	
	Volume	%	Volume	%	Volume	%	Volume	%
	45	↔ 17%	29	↔ 11%	35	↔ 13%	162	↔ 60%

Street Name	Direction	Percentiles					ADT
		15th	50th	Average	85th	95th	
SW 94th Ave	North Bound	15	20	20	24	28	271
SW 94th Ave	South Bound	12	20	19	24	27	301



# SPEED

SW 94th Ave Bet. SW 51st St & SW 51st Ct

Day: Wednesday

Date: 5/17/2023

City: Cooper City

Project #: FL23\_140259\_023s

## South Bound

Time	< 15	15 - 19	20 - 24	25 - 29	30 - 34	35 - 39	40 - 44	45 - 49	50 - 54	55 - 59	60 - 64	65 - 69	70 +	Total
00:00 AM	0	3	1	0	0	0	0	0	0	0	0	0	0	4
01:00	0	0	0	0	0	0	0	0	0	0	0	0	0	0
02:00	0	0	1	1	0	0	0	0	0	0	0	0	0	2
03:00	0	0	1	0	0	0	0	0	0	0	0	0	0	1
04:00	0	0	0	0	0	0	0	0	0	0	0	0	0	0
05:00	1	0	1	0	0	0	0	0	0	0	0	0	0	2
06:00	1	0	1	0	0	0	0	0	0	0	0	0	0	2
07:00	2	5	4	1	0	0	0	0	0	0	0	0	0	12
08:00	3	4	9	2	0	0	0	0	0	0	0	0	0	18
09:00	2	4	5	0	0	0	0	0	0	0	0	0	0	11
10:00	0	2	4	0	0	0	0	0	0	0	0	0	0	6
11:00	2	3	5	2	0	0	0	0	0	0	0	0	0	12
12:00 PM	5	5	3	0	0	0	0	0	0	0	0	0	0	13
13:00	4	5	9	0	2	0	0	0	0	0	0	0	0	20
14:00	2	6	8	3	0	0	0	0	0	0	0	0	0	19
15:00	3	7	6	1	0	0	0	0	0	0	0	0	0	17
16:00	4	4	9	4	1	0	0	0	0	0	0	0	0	22
17:00	6	7	11	2	0	0	0	0	0	0	0	0	0	26
18:00	6	7	8	2	0	0	0	0	0	0	0	0	0	23
19:00	11	12	9	0	0	0	0	0	0	0	0	0	0	32
20:00	4	5	7	2	0	0	0	0	0	0	0	0	0	18
21:00	0	8	9	2	0	0	0	0	0	0	0	0	0	19
22:00	9	4	3	0	0	0	0	0	0	0	0	0	0	16
23:00	1	2	2	1	0	0	0	0	0	0	0	0	0	6
<b>Totals</b>	<b>66</b>	<b>93</b>	<b>116</b>	<b>23</b>	<b>3</b>									<b>301</b>
<b>% of Totals</b>	22%	31%	39%	8%	1%									100%

<b>AM Volumes</b>	11	21	32	6	0	0	0	0	0	0	0	0	0	70
<b>% AM</b>	4%	7%	11%	2%										23%
<b>AM Peak Hour</b>	08:00	07:00	08:00	08:00										08:00
<b>Volume</b>	3	5	9	2										18
<b>PM Volumes</b>	55	72	84	17	3	0	0	0	0	0	0	0	0	231
<b>% PM</b>	18%	24%	28%	6%	1%									77%
<b>PM Peak Hour</b>	19:00	19:00	17:00	16:00	13:00									19:00
<b>Volume</b>	11	12	11	4	2									32

Directional Peak Periods All Speeds	AM 7-9		NOON 12-2		PM 4-6		Off Peak Volumes	
	Volume	%	Volume	%	Volume	%	Volume	%
	30	↔ 10%	33	↔ 11%	48	↔ 16%	190	↔ 63%

Street Name	Direction	Percentiles					ADT
		15th	50th	Average	85th	95th	
SW 94th Ave	North Bound	15	20	20	24	28	271
SW 94th Ave	South Bound	12	20	19	24	27	301

# SPEED

SW 94th Ave Bet. SW 51st St & SW 51st Ct

Day: Wednesday

Date: 5/17/2023

City: Cooper City

Project #: FL23\_140259\_023

## Summary

Time	< 15	15 - 19	20 - 24	25 - 29	30 - 34	35 - 39	40 - 44	45 - 49	50 - 54	55 - 59	60 - 64	65 - 69	70 +	Total
00:00 AM	0	4	1	0	0	0	0	0	0	0	0	0	0	5
01:00	0	0	0	0	0	0	0	0	0	0	0	0	0	0
02:00	0	0	1	1	0	0	0	0	0	0	0	0	0	2
03:00	0	0	1	0	0	0	0	0	0	0	0	0	0	1
04:00	1	1	0	0	0	0	0	0	0	0	0	0	0	2
05:00	2	4	3	0	0	0	0	0	0	0	0	0	0	9
06:00	2	5	7	2	0	0	0	0	0	0	0	0	0	16
07:00	3	16	16	5	1	0	0	0	0	0	0	0	0	41
08:00	4	8	18	3	0	1	0	0	0	0	0	0	0	34
09:00	3	8	12	1	0	0	0	0	0	0	0	0	0	24
10:00	2	6	10	2	0	0	0	0	0	0	0	0	0	20
11:00	3	9	12	4	0	0	0	0	0	0	0	0	0	28
12:00 PM	7	10	8	2	0	0	0	0	0	0	0	0	0	27
13:00	5	11	14	3	2	0	0	0	0	0	0	0	0	35
14:00	3	11	13	6	0	0	0	0	0	0	0	0	0	33
15:00	5	13	15	2	0	0	0	0	0	0	0	0	0	35
16:00	7	6	19	7	1	0	0	0	0	0	0	0	0	40
17:00	7	13	19	4	0	0	0	0	0	0	0	0	0	43
18:00	12	15	13	2	0	0	0	0	0	0	0	0	0	42
19:00	18	21	10	0	0	0	0	0	0	0	0	0	0	49
20:00	5	9	8	3	0	0	0	0	0	0	0	0	0	25
21:00	0	15	14	2	0	0	0	0	0	0	0	0	0	31
22:00	11	6	4	0	0	0	0	0	0	0	0	0	0	21
23:00	2	3	2	1	1	0	0	0	0	0	0	0	0	9
<b>Totals</b>	<b>102</b>	<b>194</b>	<b>220</b>	<b>50</b>	<b>5</b>	<b>1</b>								<b>572</b>
<b>% of Totals</b>	<b>18%</b>	<b>34%</b>	<b>38%</b>	<b>9%</b>	<b>1%</b>	<b>0%</b>								<b>100%</b>

<b>AM Volumes</b>	20	61	81	18	1	1	0	0	0	0	0	0	0	182
<b>% AM</b>	3%	11%	14%	3%	0%	0%								32%
<b>AM Peak Hour</b>	08:00	07:00	08:00	07:00	07:00	08:00								07:00
<b>Volume</b>	4	16	18	5	1	1								41
<b>PM Volumes</b>	82	133	139	32	4	0	0	0	0	0	0	0	0	390
<b>% PM</b>	14%	23%	24%	6%	1%									68%
<b>PM Peak Hour</b>	19:00	19:00	16:00	16:00	13:00									19:00
<b>Volume</b>	18	21	19	7	2									49

Directional Peak Periods All Speeds	AM 7-9		NOON 12-2		PM 4-6		Off Peak Volumes	
	Volume	%	Volume	%	Volume	%	Volume	%
	75	↔ 13%	62	↔ 11%	83	↔ 15%	352	↔ 62%

Street Name	Direction	Percentiles					ADT
		15th	50th	Average	85th	95th	
SW 94th Ave	Summary	13	20	19	24	28	572

**VOLUME**

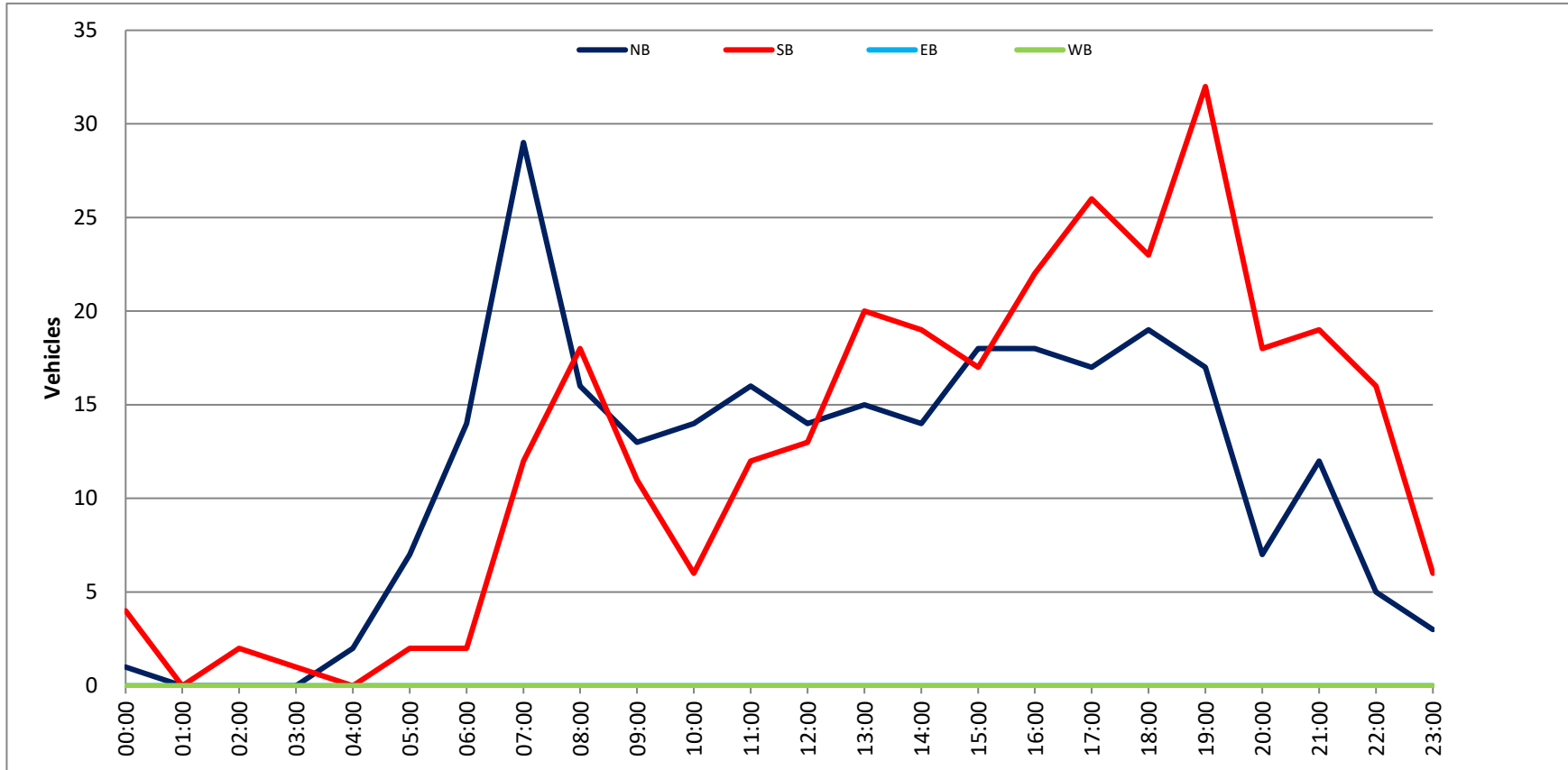
SW 94th Ave Bet. SW 51st St & SW 51st Ct

Day: Wednesday  
Date: 5/17/2023

City: Cooper City  
Project #: FL23\_140259\_023

DAILY TOTALS												Total	
				NB	SB			EB	WB			Total	
				271	301			0	0			572	
AM Period	NB	SB	EB	WB	TOTAL	PMI Period	NB	SB	EB	WB	TOTAL		
00:45	0	3	0	0	3	12:00	4	6	0	0	10		
00:15	0	0	0	0	0	12:15	3	1	0	0	4		
00:30	1	0	0	0	1	12:30	3	2	0	0	5		
00:45	0	1	4	0	5	12:45	4	14	4	13	27		
01:00	0	0	0	0	0	13:00	3	4	4	0	7		
01:15	0	0	0	0	0	13:15	2	8	0	0	10		
01:30	0	0	0	0	0	13:30	3	5	0	0	8		
01:45	0	0	0	0	0	13:45	7	15	3	20	25		
02:00	0	1	0	0	1	14:00	3	6	0	0	9		
02:15	0	1	0	0	1	14:15	2	5	0	0	7		
02:30	0	0	0	0	0	14:30	3	2	0	0	5		
02:45	0	0	2	0	2	14:45	6	14	6	19	35		
03:00	0	0	0	0	0	15:00	3	3	0	0	6		
03:15	0	0	0	0	0	15:15	4	3	0	0	7		
03:30	0	1	0	0	1	15:30	2	7	0	0	9		
03:45	0	0	1	0	1	15:45	9	18	4	17	38		
04:00	1	0	0	0	1	16:00	6	1	0	0	7		
04:15	1	0	0	0	1	16:15	3	2	0	0	5		
04:30	0	0	0	0	0	16:30	3	10	0	0	13		
04:45	0	2	0	0	2	16:45	6	18	9	22	35		
05:00	1	0	0	0	1	17:00	4	11	0	0	15		
05:15	2	0	0	0	2	17:15	6	6	0	0	12		
05:30	2	1	0	0	3	17:30	3	4	0	0	7		
05:45	2	7	1	0	9	17:45	4	17	5	26	36		
06:00	3	0	0	0	3	18:00	4	7	0	0	11		
06:15	4	1	0	0	5	18:15	7	8	0	0	15		
06:30	5	0	0	0	5	18:30	5	1	0	0	6		
06:45	2	14	2	0	16	18:45	3	19	7	23	42		
07:00	6	1	0	0	7	19:00	4	10	0	0	14		
07:15	6	3	0	0	9	19:15	4	12	0	0	16		
07:30	13	5	0	0	18	19:30	5	4	0	0	9		
07:45	4	29	3	12	41	19:45	4	17	6	32	59		
08:00	4	5	0	0	9	20:00	3	4	0	0	7		
08:15	3	3	0	0	6	20:15	2	2	0	0	4		
08:30	6	6	0	0	12	20:30	1	6	0	0	7		
08:45	3	16	4	18	34	20:45	1	7	6	18	25		
09:00	6	4	0	0	10	21:00	1	6	0	0	7		
09:15	3	3	0	0	6	21:15	2	6	0	0	8		
09:30	2	1	0	0	3	21:30	4	2	0	0	6		
09:45	2	13	3	11	24	21:45	5	12	5	19	31		
10:00	4	1	0	0	5	22:00	2	3	0	0	5		
10:15	4	2	0	0	6	22:15	1	8	0	0	9		
10:30	3	1	0	0	4	22:30	1	2	0	0	3		
10:45	3	14	2	6	20	22:45	1	5	3	16	21		
11:00	4	4	0	0	8	23:00	0	1	0	0	1		
11:15	4	3	0	0	7	23:15	1	2	0	0	3		
11:30	5	2	0	0	7	23:30	2	2	0	0	4		
11:45	3	16	3	12	28	23:45	0	3	1	6	9		
TOTALS	112	70	0	0	182	TOTALS	159	231	0	0	390		
SPLIT %	61.5%	38.5%			31.8%	SPLIT %	40.8%	59.2%			68.2%		
<b>DAILY TOTALS</b>												<b>Total</b>	
				NB	SB			EB	WB			572	
				271	301			0	0				

AM Peak Hour	07:00	08:00	07:15	PMI Peak Hour	15:15	16:30
AM Pk Volume	29	18	43	PMI Pk Volume	21	36
Pk Hr Factor	0.558	0.750	0.597	Pk Hr Factor	0.583	0.818
7 - 9 Volume	45	30	75	4 - 6 Volume	35	48
7 - 9 Peak Hour	07:00	08:00	07:15	4 - 6 Peak Hour	16:30	16:30
7 - 9 Pk Volume	29	18	43	4 - 6 Pk Volume	19	36
Pk Hr Factor	0.558	0.750	0.597	Pk Hr Factor	0.792	0.818



SPEED

SW 94th Ave Bet. SW 51st St & SW 51st Ct

Day: Thursday  
Date: 5/18/2023

City: Cooper City  
Project #: FL23\_140259\_023n

North Bound														
Time	< 15	15 - 19	20 - 24	25 - 29	30 - 34	35 - 39	40 - 44	45 - 49	50 - 54	55 - 59	60 - 64	65 - 69	70 +	Total
00:00 AM	0	0	1	0	0	0	0	0	0	0	0	0	0	1
00:15	0	0	0	0	0	0	0	0	0	0	0	0	0	0
00:30	0	0	0	0	0	0	0	0	0	0	0	0	0	0
00:45	0	0	0	0	0	0	0	0	0	0	0	0	0	0
01:00	0	0	0	0	0	0	0	0	0	0	0	0	0	0
01:15	0	0	0	0	0	0	0	0	0	0	0	0	0	0
01:30	0	0	0	0	0	0	0	0	0	0	0	0	0	0
01:45	0	0	0	0	0	0	0	0	0	0	0	0	0	0
02:00	0	0	0	0	0	0	0	0	0	0	0	0	0	0
02:15	0	0	0	0	0	0	0	0	0	0	0	0	0	0
02:30	0	0	0	0	0	0	0	0	0	0	0	0	0	0
02:45	0	0	0	0	0	0	0	0	0	0	0	0	0	0
03:00	0	0	0	0	0	0	0	0	0	0	0	0	0	0
03:15	0	0	0	0	0	0	0	0	0	0	0	0	0	0
03:30	0	0	0	0	1	0	0	0	0	0	0	0	0	1
03:45	0	0	0	0	0	0	0	0	0	0	0	0	0	0
04:00	0	1	0	0	0	0	0	0	0	0	0	0	0	1
04:15	0	0	0	0	0	0	0	0	0	0	0	0	0	0
04:30	0	0	0	0	0	0	0	0	0	0	0	0	0	0
04:45	0	0	0	0	0	0	0	0	0	0	0	0	0	0
05:00	1	1	1	0	0	0	0	0	0	0	0	0	0	3
05:15	0	1	0	0	0	0	0	0	0	0	0	0	0	1
05:30	0	2	0	0	0	0	0	0	0	0	0	0	0	2
05:45	0	0	2	1	0	1	0	0	0	0	0	0	0	4
06:00	1	0	2	0	0	0	0	0	0	0	0	0	0	3
06:15	0	4	2	0	0	0	0	0	0	0	0	0	0	6
06:30	0	2	1	0	0	0	0	0	0	0	0	0	0	3
06:45	0	1	2	0	0	0	0	0	0	0	0	0	0	3
07:00	0	2	6	0	0	0	0	0	0	0	0	0	0	8
07:15	0	4	2	1	0	0	0	0	0	0	0	0	0	7
07:30	2	4	4	0	0	0	0	0	0	0	0	0	0	10
07:45	0	2	2	1	0	0	0	0	0	0	0	0	0	5
08:00	2	2	1	0	0	0	0	0	0	0	0	0	0	5
08:15	1	0	2	1	1	0	0	0	0	0	0	0	0	5
08:30	1	0	1	0	0	0	0	0	0	0	0	0	0	2
08:45	1	0	1	1	0	0	0	0	0	0	0	0	0	3
09:00	0	2	2	1	0	0	0	0	0	0	0	0	0	5
09:15	1	1	0	0	0	0	0	0	0	0	0	0	0	2
09:30	0	1	2	0	0	0	0	0	0	0	0	0	0	3
09:45	0	0	5	0	0	0	0	0	0	0	0	0	0	5
10:00	1	0	0	0	0	0	0	0	0	0	0	0	0	1
10:15	2	1	2	0	0	0	0	0	0	0	0	0	0	5
10:30	0	1	2	0	0	0	0	0	0	0	0	0	0	3
10:45	0	1	1	0	0	0	0	0	0	0	0	0	0	2
11:00	1	2	1	1	0	0	0	0	0	0	0	0	0	5
11:15	0	2	2	0	0	0	0	0	0	0	0	0	0	4
11:30	0	2	2	0	0	0	0	0	0	0	0	0	0	4
11:45	0	4	1	0	0	0	0	0	0	0	0	0	0	5
12:00 PM	1	2	3	0	0	0	0	0	0	0	0	0	0	6
12:15	0	0	1	0	0	0	0	0	0	0	0	0	0	1
12:30	3	0	1	0	0	0	0	0	0	0	0	0	0	4
12:45	0	4	0	0	0	0	0	0	0	0	0	0	0	4
13:00	2	2	1	1	0	0	0	0	0	0	0	0	0	6
13:15	0	1	2	0	0	0	0	0	0	0	0	0	0	3
13:30	0	2	3	0	0	0	0	0	0	0	0	0	0	5
13:45	3	3	2	0	0	0	0	0	0	0	0	0	0	8
14:00	0	0	1	0	0	0	0	0	0	0	0	0	0	1
14:15	1	0	0	0	0	0	0	0	0	0	0	0	0	1
14:30	0	2	1	0	0	0	0	0	0	0	0	0	0	3
14:45	0	2	0	0	0	0	0	0	0	0	0	0	0	2
15:00	0	1	0	0	0	0	0	0	0	0	0	0	0	1
15:15	1	2	1	0	0	0	0	0	0	0	0	0	0	4
15:30	1	1	3	0	0	0	0	0	0	0	0	0	0	5
15:45	0	1	1	2	0	0	0	0	0	0	0	0	0	4
16:00	2	2	3	1	0	0	0	0	0	0	0	0	0	8
16:15	1	1	0	0	0	0	0	0	0	0	0	0	0	3
16:30	2	0	0	0	0	0	0	0	0	0	0	0	0	2
16:45	1	1	1	0	0	0	0	0	0	0	0	0	0	3
17:00	1	1	1	1	0	0	0	0	0	0	0	0	0	4
17:15	1	2	2	0	0	0	0	0	0	0	0	0	0	5
17:30	0	1	0	0	0	0	0	0	0	0	0	0	0	1
17:45	1	0	2	1	0	0	0	0	0	0	0	0	0	6
18:00	1	1	0	1	0	0	0	0	0	0	0	0	0	3
18:15	1	1	1	1	0	0	0	0	0	0	0	0	0	4
18:30	1	2	1	0	0	0	0	0	0	0	0	0	0	4
18:45	0	1	2	1	0	0	0	0	0	0	0	0	0	4
19:00	0	3	2	0	0	0	0	0	0	0	0	0	0	5
19:15	1	2	2	0	0	0	0	0	0	0	0	0	0	5
19:30	1	3	0	0	0	0	0	0	0	0	0	0	0	4
19:45	0	0	0	0	0	0	0	0	0	0	0	0	0	0
20:00	3	2	1	0	0	0	0	0	0	0	0	0	0	6
20:15	1	1	2	0	0	0	0	0	0	0	0	0	0	4
20:30	1	0	0	0	0	0	0	0	0	0	0	0	0	1
20:45	0	1	0	0	0	0	0	0	0	0	0	0	0	1
21:00	0	2	0	0	0	0	0	0	0	0	0	0	0	2
21:15	0	0	1	0	0	0	0	0	0	0	0	0	0	1
21:30	0	1	1	0	0	0	0	0	0	0	0	0	0	2
21:45	0	0	2	0	0	0	0	0	0	0	0	0	0	2
22:00	0	0	1	0	0	0	0	0	0	0	0	0	0	1
22:15	0	1	0	0	0	0	0	0	0	0	0	0	0	1
22:30	0	0	0	0	0	0	0	0	0	0	0	0	0	0
22:45	0	0	0	0	0	0	0	0	0	0	0	0	0	0
23:00	0	1	0	0	0	0	0	0	0	0	0	0	0	1
23:15	0	0	0	0	0	0	0	0	0	0	0	0	0	0
23:30	0	0	0	0	0	0	0	0	0	0	0	0	0	0
23:45	0	0	0	0	0	0	0	0	0	0	0	0	0	0
<b>Totals</b>	<b>45</b>	<b>96</b>	<b>96</b>	<b>18</b>	<b>4</b>	<b>1</b>								<b>260</b>
% of Totals	17%	37%	37%	7%	2%	0%								100%

AM Volumes		14	43	51	7	2	1	0	0	0	0	0	0	118	
% AM		5%	17%	20%	3%	1%	0%							45%	
AM Peak Hour		07:30	07:00	06:45	08:15	02:45	05:00							07:00	
Volume		5	32	14	1	1	1							38	
PM Volumes		31	53	43	11	7	0	0	0	0	0	0	0	142	
% PM		12%	20%	17%	4%	1%								55%	
PM Peak Hour		16:00	12:45	13:00	15:30	17:00								13:00	
Volume		6	9	8	1	1								22	
Directional Peak Periods		AM 7-9				NOON 12-2				PM 4-6				Off Peak Volumes	
All Classes		Volume	%	Volume	%	Volume	%	Volume	%	Volume	%			%	
		45	17%	37	14%	32	12%	146	56%						

Street Name		Direction	15th	50th	Average	85th	95th	ADT
SW 94th Ave		North Bound	14	19	19	24	28	260
SW 94th Ave		South Bound	13	19	19	24	27	274

Day: Thursday  
Date: 5/18/2023

City: Cooper City  
Project #: FL23\_140259\_023s

**South Bound**

Time	< 15	15 - 19	20 - 24	25 - 29	30 - 34	35 - 39	40 - 44	45 - 49	50 - 54	55 - 59	60 - 64	65 - 69	70 +	Total
00:00 AM	1	0	0	0	0	0	0	0	0	0	0	0	0	1
00:15	0	0	0	0	0	0	0	0	0	0	0	0	0	0
00:30	0	0	0	0	0	0	0	0	0	0	0	0	0	0
00:45	0	0	0	0	0	0	0	0	0	0	0	0	0	0
01:00	1	1	1	0	0	0	0	0	0	0	0	0	0	3
01:15	0	0	0	0	0	0	0	0	0	0	0	0	0	0
01:30	0	0	0	0	0	0	0	0	0	0	0	0	0	0
01:45	0	0	0	0	0	0	0	0	0	0	0	0	0	0
02:00	0	0	0	0	0	0	0	0	0	0	0	0	0	0
02:15	0	0	0	0	0	0	0	0	0	0	0	0	0	0
02:30	0	0	0	0	0	0	0	0	0	0	0	0	0	0
02:45	0	0	0	0	0	0	0	0	0	0	0	0	0	0
03:00	0	0	0	0	0	0	0	0	0	0	0	0	0	0
03:15	0	0	0	0	0	0	0	0	0	0	0	0	0	0
03:30	0	0	0	0	1	0	0	0	0	0	0	0	0	1
03:45	0	0	0	0	0	0	0	0	0	0	0	0	0	0
04:00	0	0	0	0	0	0	0	0	0	0	0	0	0	0
04:15	0	0	0	0	0	0	0	0	0	0	0	0	0	0
04:30	0	0	0	0	0	0	0	0	0	0	0	0	0	0
04:45	0	0	0	0	0	0	0	0	0	0	0	0	0	0
05:00	0	0	0	0	0	0	0	0	0	0	0	0	0	0
05:15	0	0	0	0	0	0	0	0	0	0	0	0	0	0
05:30	0	0	0	0	0	0	0	0	0	0	0	0	0	0
05:45	1	0	0	1	0	0	0	0	0	0	0	0	0	2
06:00	0	0	0	0	0	0	0	0	0	0	0	0	0	0
06:15	0	0	0	0	0	0	0	0	0	0	0	0	0	0
06:30	0	0	0	0	0	0	0	0	0	0	0	0	0	0
06:45	1	0	0	0	0	0	0	0	0	0	0	0	0	1
07:00	1	0	3	1	0	0	0	0	0	0	0	0	0	5
07:15	0	0	0	0	0	0	0	0	0	0	0	0	0	0
07:30	0	3	2	0	0	0	0	0	0	0	0	0	0	5
07:45	0	2	5	0	0	0	0	0	0	0	0	0	0	7
08:00	1	3	0	0	0	0	0	0	0	0	0	0	0	4
08:15	0	1	2	0	0	0	0	0	0	0	0	0	0	3
08:30	2	2	1	0	0	0	0	0	0	0	0	0	0	5
08:45	5	0	0	0	0	0	0	0	0	0	0	0	0	5
09:00	0	1	1	0	0	0	0	0	0	0	0	0	0	2
09:15	0	1	1	0	0	0	0	0	0	0	0	0	0	2
09:30	0	1	0	1	0	0	0	0	0	0	0	0	0	2
09:45	0	0	0	0	0	0	0	0	0	0	0	0	0	0
10:00	0	0	1	0	0	0	0	0	0	0	0	0	0	1
10:15	0	3	1	0	0	0	0	0	0	0	0	0	0	4
10:30	0	1	0	0	0	0	0	0	0	0	0	0	0	1
10:45	0	0	0	0	0	0	0	0	0	0	0	0	0	0
11:00	2	1	0	0	0	0	0	0	0	0	0	0	0	3
11:15	0	3	2	0	0	0	0	0	0	0	0	0	0	5
11:30	1	0	2	0	0	0	0	0	0	0	0	0	0	3
11:45	1	1	0	0	0	0	0	0	0	0	0	0	0	2
12:00 PM	1	3	0	0	0	0	0	0	0	0	0	0	0	4
12:15	1	1	0	0	0	0	0	0	0	0	0	0	0	2
12:30	1	4	1	1	0	0	0	0	0	0	0	0	0	7
12:45	0	1	2	0	0	0	0	0	0	0	0	0	0	3
13:00	1	3	0	0	0	0	0	0	0	0	0	0	0	4
13:15	0	1	1	1	0	0	0	0	0	0	0	0	0	3
13:30	0	2	2	0	0	0	0	0	0	0	0	0	0	4
13:45	0	2	3	0	0	0	0	0	0	0	0	0	0	5
14:00	0	0	5	1	0	0	0	0	0	0	0	0	0	6
14:15	1	0	0	0	0	0	0	0	0	0	0	0	0	1
14:30	1	0	0	0	0	0	0	0	0	0	0	0	0	1
14:45	2	3	3	0	0	0	0	0	0	0	0	0	0	8
15:00	1	1	1	1	0	0	0	0	0	0	0	0	0	4
15:15	0	2	2	0	0	0	0	0	0	0	0	0	0	4
15:30	1	0	3	2	0	0	0	0	0	0	0	0	0	6
15:45	1	4	6	0	0	0	0	0	0	0	0	0	0	11
16:00	2	5	2	0	0	0	0	0	0	0	0	0	0	9
16:15	3	2	3	1	0	0	0	0	0	0	0	0	0	9
16:30	2	3	2	0	0	0	0	0	0	0	0	0	0	7
16:45	0	2	3	0	0	0	0	0	0	0	0	0	0	5
17:00	2	5	1	0	0	0	0	0	0	0	0	0	0	8
17:15	0	3	1	0	0	0	0	0	0	0	0	0	0	4
17:30	1	3	1	0	1	0	0	0	0	0	0	0	0	6
17:45	0	1	4	0	0	0	0	0	0	0	0	0	0	5
18:00	0	1	1	0	0	0	0	0	0	0	0	0	0	2
18:15	1	1	3	1	0	0	0	0	0	0	0	0	0	6
18:30	0	3	3	2	0	0	0	0	0	0	0	0	0	8
18:45	0	3	0	0	0	0	0	0	0	0	0	0	0	3
19:00	0	3	1	1	0	0	0	0	0	0	0	0	0	4
19:15	2	2	1	0	0	0	0	0	0	0	0	0	0	5
19:30	1	0	2	0	0	0	0	0	0	0	0	0	0	3
19:45	0	0	0	0	0	0	0	0	0	0	0	0	0	0
20:00	4	4	2	0	0	0	0	0	0	0	0	0	0	10
20:15	0	3	3	0	0	0	0	0	0	0	0	0	0	6
20:30	1	3	1	1	1	1	1	1	1	1	1	1	1	13
20:45	0	2	2	0	0	0	0	0	0	0	0	0	0	4
21:00	1	2	1	1	0	0	0	0	0	0	0	0	0	5
21:15	0	1	0	0	0	0	0	0	0	0	0	0	0	1
21:30	0	2	2	0	0	0	0	0	0	0	0	0	0	4
21:45	0	0	0	0	0	0	0	0	0	0	0	0	0	0
22:00	0	1	0	0	0	0	0	0	0	0	0	0	0	1
22:15	0	0	0	0	0	0	0	0	0	0	0	0	0	0
22:30	0	0	1	0	0	0	0	0	0	0	0	0	0	1
22:45	1	1	1	1	0	0	0	0	0	0	0	0	0	4
23:00	0	1	0	0	0	0	0	0	0	0	0	0	0	1
23:15	0	0	0	0	0	0	0	0	0	0	0	0	0	0
23:30	0	0	0	0	0	0	0	0	0	0	0	0	0	0
23:45	0	1	0	0	0	0	0	0	0	0	0	0	0	1
<b>Totals</b>	<b>49</b>	<b>109</b>	<b>95</b>	<b>19</b>	<b>2</b>	<b>0</b>	<b>0</b>	<b>0</b>	<b>0</b>	<b>0</b>	<b>0</b>	<b>0</b>	<b>0</b>	<b>274</b>
<b>% of Totals</b>	<b>18%</b>	<b>40%</b>	<b>35%</b>	<b>7%</b>	<b>1%</b>	<b>0%</b>	<b>0%</b>	<b>0%</b>	<b>0%</b>	<b>0%</b>	<b>0%</b>	<b>0%</b>	<b>0%</b>	<b>100%</b>

<b>AM Volumes</b>	17	24	22	4	1	0	0	0	0	0	0	0	0	68
<b>% AM</b>	6%	9%	8%	1%	0%	0%	0%	0%	0%	0%	0%	0%	0%	25%
<b>AM Peak Hour</b>	08:00	07:30	07:00	05:00	02:45									07:30
<b>Volume</b>	8	9	10	11	1									13
<b>PM Volumes</b>	32	83	73	13	1	0	0	0	0	0	0	0	0	200
<b>% PM</b>	12%	31%	27%	5%	0%									75%
<b>PM Peak Hour</b>	15:45	15:45	15:30	14:45	16:45									15:45
<b>Volume</b>	8	34	34	14	1									36
<b>Directional Peak Periods</b>	<b>AM 7-9</b>			<b>NOON 12-2</b>			<b>PM 4-6</b>			<b>Off Peak Volumes</b>				
<b>All Classes</b>	Volume	%	Volume	%	Volume	%	Volume	%	Volume	%	Volume	%		
	34	12%	35	13%	53	19%	152	55%						

Street Name	Direction	Percentiles					
		15th	50th	Average	85th	95th	ADT
SW 94th Ave	North Bound	14	19	19	24	28	260
SW 94th Ave	South Bound	13	19	19	24	27	274

**Summary**

Time	< 15	15 - 19	20 - 24	25 - 29	30 - 34	35 - 39	40 - 44	45 - 49	50 - 54	55 - 59	60 - 64	65 - 69	70 +	Total
00:00 AM	1	0	1	0	0	0	0	0	0	0	0	0	0	2
00:15	0	0	0	0	0	0	0	0	0	0	0	0	0	0
00:30	0	0	0	0	0	0	0	0	0	0	0	0	0	0
00:45	0	0	0	0	0	0	0	0	0	0	0	0	0	0
01:00	1	1	3	1	0	0	0	0	0	0	0	0	0	6
01:15	0	0	0	0	0	0	0	0	0	0	0	0	0	0
01:30	0	0	0	0	0	0	0	0	0	0	0	0	0	0
01:45	0	0	0	0	0	0	0	0	0	0	0	0	0	0
02:00	0	0	0	0	0	0	0	0	0	0	0	0	0	0
02:15	0	0	2	0	0	0	0	0	0	0	0	0	0	2
02:30	0	0	0	0	0	0	0	0	0	0	0	0	0	0
02:45	0	0	0	0	0	0	0	0	0	0	0	0	0	0
03:00	0	0	0	0	0	0	0	0	0	0	0	0	0	0
03:15	0	0	0	0	0	0	0	0	0	0	0	0	0	0
03:30	0	0	0	0	2	0	0	0	0	0	0	0	0	2
03:45	0	0	0	0	0	0	0	0	0	0	0	0	0	0
04:00	1	0	0	0	0	0	0	0	0	0	0	0	0	1
04:15	0	0	0	0	0	0	0	0	0	0	0	0	0	0
04:30	0	0	0	0	0	0	0	0	0	0	0	0	0	0
04:45	0	0	0	0	0	0	0	0	0	0	0	0	0	0
05:00	1	1	3	0	0	0	0	0	0	0	0	0	0	5
05:15	0	1	0	0	0	0	0	0	0	0	0	0	0	1
05:30	0	2	0	0	0	0	0	0	0	0	0	0	0	2
05:45	1	0	2	2	1	0	0	0	0	0	0	0	0	6
06:00	1	0	2	0	0	0	0	0	0	0	0	0	0	3
06:15	0	4	2	0	0	0	0	0	0	0	0	0	0	6
06:30	0	2	1	0	0	0	0	0	0	0	0	0	0	3
06:45	1	1	2	0	0	0	0	0	0	0	0	0	0	4
07:00	1	2	9	1	0	0	0	0	0	0	0	0	0	13
07:15	0	4	2	1	0	0	0	0	0	0	0	0	0	7
07:30	2	7	6	0	0	0	0	0	0	0	0	0	0	15
07:45	0	4	7	1	0	0	0	0	0	0	0	0	0	12
08:00	3	5	4	0	0	0	0	0	0	0	0	0	0	9
08:15	1	1	4	1	1	0	0	0	0	0	0	0	0	8
08:30	3	2	2	0	0	0	0	0	0	0	0	0	0	7
08:45	6	0	1	1	0	0	0	0	0	0	0	0	0	8
09:00	0	3	3	1	0	0	0	0	0	0	0	0	0	7
09:15	1	2	1	0	0	0	0	0	0	0	0	0	0	4
09:30	0	2	2	1	0	0	0	0	0	0	0	0	0	5
09:45	0	0	5	0	0	0	0	0	0	0	0	0	0	5
10:00	1	0	1	0	0	0	0	0	0	0	0	0	0	2
10:15	2	4	3	0	0	0	0	0	0	0	0	0	0	9
10:30	0	2	2	0	0	0	0	0	0	0	0	0	0	4
10:45	0	1	1	0	0	0	0	0	0	0	0	0	0	3
11:00	3	3	1	1	0	0	0	0	0	0	0	0	0	8
11:15	0	5	4	0	0	0	0	0	0	0	0	0	0	9
11:30	1	2	4	0	0	0	0	0	0	0	0	0	0	7
11:45	1	5	1	0	0	0	0	0	0	0	0	0	0	7
12:00 PM	2	5	3	0	0	0	0	0	0	0	0	0	0	10
12:15	1	1	4	0	0	0	0	0	0	0	0	0	0	6
12:30	4	4	2	1	0	0	0	0	0	0	0	0	0	11
12:45	0	5	2	0	0	0	0	0	0	0	0	0	0	7
13:00	3	5	1	1	0	0	0	0	0	0	0	0	0	10
13:15	0	2	3	1	0	0	0	0	0	0	0	0	0	6
13:30	0	4	5	0	0	0	0	0	0	0	0	0	0	9
13:45	3	5	5	0	0	0	0	0	0	0	0	0	0	13
14:00	0	0	6	1	0	0	0	0	0	0	0	0	0	7
14:15	2	0	0	0	0	0	0	0	0	0	0	0	0	2
14:30	1	2	1	0	0	0	0	0	0	0	0	0	0	4
14:45	2	5	3	0	0	0	0	0	0	0	0	0	0	10
15:00	1	2	1	1	0	0	0	0	0	0	0	0	0	5
15:15	1	4	3	0	0	0	0	0	0	0	0	0	0	8
15:30	2	1	6	2	0	0	0	0	0	0	0	0	0	11
15:45	1	5	7	2	0	0	0	0	0	0	0	0	0	15
16:00	4	7	5	1	0	0	0	0	0	0	0	0	0	17
16:15	4	3	3	0	0	0	0	0	0	0	0	0	0	12
16:30	4	3	2	0	0	0	0	0	0	0	0	0	0	9
16:45	1	3	4	0	0	0	0	0	0	0	0	0	0	8
17:00	3	6	2	1	0	0	0	0	0	0	0	0	0	12
17:15	1	5	3	0	0	0	0	0	0	0	0	0	0	9
17:30	1	4	1	0	1	0	0	0	0	0	0	0	0	7
17:45	1	1	6	6	2	1	0	0	0	0	0	0	0	11
18:00	1	2	1	1	0	0	0	0	0	0	0	0	0	5
18:15	2	2	4	2	0	0	0	0	0	0	0	0	0	10
18:30	1	5	4	2	0	0	0	0	0	0	0	0	0	12
18:45	0	4	2	1	0	0	0	0	0	0	0	0	0	7
19:00	0	6	3	0	0	0	0	0	0	0	0	0	0	9
19:15	3	4	3	0	0	0	0	0	0	0	0	0	0	10
19:30	2	3	2	0	0	0	0	0	0	0	0	0	0	7
19:45	0	0	0	0	0	0	0	0	0	0	0	0	0	0
20:00	7	6	3	0	0	0	0	0	0	0	0	0	0	16
20:15	1	4	5	0	0	0	0	0	0	0	0	0	0	10
20:30	2	3	2	1	0	0	0	0	0	0	0	0	0	11
20:45	0	3	2	0	0	0	0	0	0	0	0	0	0	5
21:00	1	4	1	1	0	0	0	0	0	0	0	0	0	7
21:15	0	1	1	0	0	0	0	0	0	0	0	0	0	2
21:30	0	3	3	0	0	0	0	0	0	0	0	0	0	6
21:45	0	0	2	0	0	0	0	0	0	0	0	0	0	2
22:00	0	1	1	0	0	0	0	0	0	0	0	0	0	2
22:15	0	1	0	0	0	0	0	0	0	0	0	0	0	1
22:30	0	0	1	0	0	0	0	0	0	0	0	0	0	1
22:45	1	1	1	1	0	0	0	0	0	0	0	0	0	4
23:00	0	2	0	0	0	0	0	0	0	0	0	0	0	2
23:15	0	0	0	0	0	0	0	0	0	0	0	0	0	0
23:30	0	0	0	0	0	0	0	0	0	0	0	0	0	0
23:45	0	1	0	0	0	0	0	0	0	0	0	0	0	1
<b>Totals</b>	<b>94</b>	<b>205</b>	<b>191</b>	<b>37</b>	<b>6</b>	<b>1</b>								<b>534</b>
<b>% of Totals</b>	<b>18%</b>	<b>38%</b>	<b>36%</b>	<b>7%</b>	<b>1%</b>	<b>0%</b>								<b>100%</b>

AM Volumes	31	67	73	11	3	1	0	0	0	0	0	0	0	180	
% AM	6%	13%	14%	2%	1%	0%								35%	
AM Peak Hour	08:00	07:15	07:00	07:00	02:45	05:00								07:00	
Volume	33	20	24	1	2	1								42	
PM Volumes	63	130	118	20	3	0	0	0	0	0	0	0	0	348	
% PM	12%	26%	22%	5%	1%									65%	
PM Peak Hour	15:45	18:30	15:15	15:30	17:00									15:30	
Volume	13	39	21	7	2									55	
<b>Directional Peak Periods</b>		<b>AM 7-9</b>				<b>NOON 12-2</b>				<b>PM 4-6</b>				<b>Off Peak Volumes</b>	
<b>All Classes</b>	Volume	← →		%	Volume	← →		%	Volume	← →		%	Volume	← →	
	79	15%			72	13%			85	16%			298	56%	

Street Name	Direction	15th	50th	Average	85th	95th	ADT
SW 94th Ave	Summary	14	19	19	24	27	534

# SPEED

SW 94th Ave Bet. SW 51st St & SW 51st Ct

Day: Thursday  
Date: 5/18/2023

City: Cooper City  
Project #: FL23\_140259\_023n

## North Bound

Time	< 15	15 - 19	20 - 24	25 - 29	30 - 34	35 - 39	40 - 44	45 - 49	50 - 54	55 - 59	60 - 64	65 - 69	70 +	Total
00:00 AM	0	0	1	0	0	0	0	0	0	0	0	0	0	1
01:00	0	0	1	0	0	0	0	0	0	0	0	0	0	1
02:00	0	0	0	0	0	0	0	0	0	0	0	0	0	0
03:00	0	0	0	0	1	0	0	0	0	0	0	0	0	1
04:00	0	1	0	0	0	0	0	0	0	0	0	0	0	1
05:00	1	4	3	1	0	1	0	0	0	0	0	0	0	10
06:00	1	7	7	0	0	0	0	0	0	0	0	0	0	15
07:00	2	12	14	2	0	0	0	0	0	0	0	0	0	30
08:00	5	2	5	2	1	0	0	0	0	0	0	0	0	15
09:00	1	4	9	1	0	0	0	0	0	0	0	0	0	15
10:00	3	3	5	0	0	0	0	0	0	0	0	0	0	11
11:00	1	10	6	1	0	0	0	0	0	0	0	0	0	18
12:00 PM	4	6	5	0	0	0	0	0	0	0	0	0	0	15
13:00	5	8	8	1	0	0	0	0	0	0	0	0	0	22
14:00	1	4	2	0	0	0	0	0	0	0	0	0	0	7
15:00	2	5	5	2	0	0	0	0	0	0	0	0	0	14
16:00	6	4	4	2	0	0	0	0	0	0	0	0	0	16
17:00	3	4	5	3	1	0	0	0	0	0	0	0	0	16
18:00	3	5	4	3	0	0	0	0	0	0	0	0	0	15
19:00	2	8	4	0	0	0	0	0	0	0	0	0	0	14
20:00	5	4	3	0	0	0	0	0	0	0	0	0	0	12
21:00	0	3	4	0	1	0	0	0	0	0	0	0	0	8
22:00	0	1	1	0	0	0	0	0	0	0	0	0	0	2
23:00	0	1	0	0	0	0	0	0	0	0	0	0	0	1
<b>Totals</b>	<b>45</b>	<b>96</b>	<b>96</b>	<b>18</b>	<b>4</b>	<b>1</b>								<b>260</b>
<b>% of Totals</b>	17%	37%	37%	7%	2%	0%								100%

<b>AM Volumes</b>	14	43	51	7	2	1	0	0	0	0	0	0	0	118
<b>% AM</b>	5%	17%	20%	3%	1%	0%								45%
<b>AM Peak Hour</b>	08:00	07:00	07:00	07:00	03:00	05:00								07:00
<b>Volume</b>	5	12	14	2	1	1								30
<b>PM Volumes</b>	31	53	45	11	2	0	0	0	0	0	0	0	0	142
<b>% PM</b>	12%	20%	17%	4%	1%									55%
<b>PM Peak Hour</b>	16:00	13:00	13:00	17:00	17:00									13:00
<b>Volume</b>	6	8	8	3	1									22

Directional Peak Periods All Speeds	AM 7-9		NOON 12-2		PM 4-6		Off Peak Volumes	
	Volume	%	Volume	%	Volume	%	Volume	%
	45	↔ 17%	37	↔ 14%	32	↔ 12%	146	↔ 56%

Street Name	Direction	Percentiles					ADT
		15th	50th	Average	85th	95th	
SW 94th Ave	North Bound	14	19	19	24	28	260
SW 94th Ave	South Bound	13	19	19	24	27	274



# SPEED

SW 94th Ave Bet. SW 51st St & SW 51st Ct

Day: Thursday  
Date: 5/18/2023

City: Cooper City  
Project #: FL23\_140259\_023s

## South Bound

Time	< 15	15 - 19	20 - 24	25 - 29	30 - 34	35 - 39	40 - 44	45 - 49	50 - 54	55 - 59	60 - 64	65 - 69	70 +	Total
00:00 AM	1	0	0	0	0	0	0	0	0	0	0	0	0	1
01:00	1	1	0	0	0	0	0	0	0	0	0	0	0	2
02:00	0	0	1	0	0	0	0	0	0	0	0	0	0	1
03:00	0	0	0	0	1	0	0	0	0	0	0	0	0	1
04:00	0	0	0	0	0	0	0	0	0	0	0	0	0	0
05:00	1	0	0	1	0	0	0	0	0	0	0	0	0	2
06:00	1	0	0	0	0	0	0	0	0	0	0	0	0	1
07:00	1	5	10	1	0	0	0	0	0	0	0	0	0	17
08:00	8	6	3	0	0	0	0	0	0	0	0	0	0	17
09:00	0	3	2	1	0	0	0	0	0	0	0	0	0	6
10:00	0	4	2	1	0	0	0	0	0	0	0	0	0	7
11:00	4	5	4	0	0	0	0	0	0	0	0	0	0	13
12:00 PM	3	9	6	1	0	0	0	0	0	0	0	0	0	19
13:00	1	8	6	1	0	0	0	0	0	0	0	0	0	16
14:00	4	3	8	1	0	0	0	0	0	0	0	0	0	16
15:00	3	7	12	3	0	0	0	0	0	0	0	0	0	25
16:00	7	12	10	1	0	0	0	0	0	0	0	0	0	30
17:00	3	12	7	0	1	0	0	0	0	0	0	0	0	23
18:00	1	8	7	3	0	0	0	0	0	0	0	0	0	19
19:00	3	5	4	0	0	0	0	0	0	0	0	0	0	12
20:00	5	12	8	1	0	0	0	0	0	0	0	0	0	26
21:00	1	5	3	3	0	0	0	0	0	0	0	0	0	12
22:00	1	2	2	1	0	0	0	0	0	0	0	0	0	6
23:00	0	2	0	0	0	0	0	0	0	0	0	0	0	2
<b>Totals</b>	<b>49</b>	<b>109</b>	<b>95</b>	<b>19</b>	<b>2</b>									<b>274</b>
<b>% of Totals</b>	<b>18%</b>	<b>40%</b>	<b>35%</b>	<b>7%</b>	<b>1%</b>									<b>100%</b>

<b>AM Volumes</b>	17	24	22	4	1	0	0	0	0	0	0	0	0	68
<b>% AM</b>	6%	9%	8%	1%	0%									25%
<b>AM Peak Hour</b>	08:00	08:00	07:00	05:00	03:00									07:00
<b>Volume</b>	8	6	10	1	1									17
<b>PM Volumes</b>	32	85	73	15	1	0	0	0	0	0	0	0	0	206
<b>% PM</b>	12%	31%	27%	5%	0%									75%
<b>PM Peak Hour</b>	16:00	16:00	15:00	15:00	17:00									16:00
<b>Volume</b>	7	12	12	3	1									30

Directional Peak Periods All Speeds	AM 7-9		NOON 12-2		PM 4-6		Off Peak Volumes	
	Volume	%	Volume	%	Volume	%	Volume	%
	34	↔ 12%	35	↔ 13%	53	↔ 19%	152	↔ 55%

Street Name	Direction	Percentiles					ADT
		15th	50th	Average	85th	95th	
SW 94th Ave	North Bound	14	19	19	24	28	260
SW 94th Ave	South Bound	13	19	19	24	27	274

# SPEED

SW 94th Ave Bet. SW 51st St & SW 51st Ct

Day: Thursday  
Date: 5/18/2023

City: Cooper City  
Project #: FL23\_140259\_023

## Summary

Time	< 15	15 - 19	20 - 24	25 - 29	30 - 34	35 - 39	40 - 44	45 - 49	50 - 54	55 - 59	60 - 64	65 - 69	70 +	Total
00:00 AM	1	0	1	0	0	0	0	0	0	0	0	0	0	2
01:00	1	1	1	0	0	0	0	0	0	0	0	0	0	3
02:00	0	0	1	0	0	0	0	0	0	0	0	0	0	1
03:00	0	0	0	0	2	0	0	0	0	0	0	0	0	2
04:00	0	1	0	0	0	0	0	0	0	0	0	0	0	1
05:00	2	4	3	2	0	1	0	0	0	0	0	0	0	12
06:00	2	7	7	0	0	0	0	0	0	0	0	0	0	16
07:00	3	17	24	3	0	0	0	0	0	0	0	0	0	47
08:00	13	8	8	2	1	0	0	0	0	0	0	0	0	32
09:00	1	7	11	2	0	0	0	0	0	0	0	0	0	21
10:00	3	7	7	1	0	0	0	0	0	0	0	0	0	18
11:00	5	15	10	1	0	0	0	0	0	0	0	0	0	31
12:00 PM	7	15	11	1	0	0	0	0	0	0	0	0	0	34
13:00	6	16	14	2	0	0	0	0	0	0	0	0	0	38
14:00	5	7	10	1	0	0	0	0	0	0	0	0	0	23
15:00	5	12	17	5	0	0	0	0	0	0	0	0	0	39
16:00	13	16	14	3	0	0	0	0	0	0	0	0	0	46
17:00	6	16	12	3	2	0	0	0	0	0	0	0	0	39
18:00	4	13	11	6	0	0	0	0	0	0	0	0	0	34
19:00	5	13	8	0	0	0	0	0	0	0	0	0	0	26
20:00	10	16	11	1	0	0	0	0	0	0	0	0	0	38
21:00	1	8	7	3	1	0	0	0	0	0	0	0	0	20
22:00	1	3	3	1	0	0	0	0	0	0	0	0	0	8
23:00	0	3	0	0	0	0	0	0	0	0	0	0	0	3
<b>Totals</b>	<b>94</b>	<b>205</b>	<b>191</b>	<b>37</b>	<b>6</b>	<b>1</b>								<b>534</b>
<b>% of Totals</b>	<b>18%</b>	<b>38%</b>	<b>36%</b>	<b>7%</b>	<b>1%</b>	<b>0%</b>								<b>100%</b>

<b>AM Volumes</b>	31	67	73	11	3	1	0	0	0	0	0	0	0	186
<b>% AM</b>	6%	13%	14%	2%	1%	0%								35%
<b>AM Peak Hour</b>	08:00	07:00	07:00	07:00	03:00	05:00								07:00
<b>Volume</b>	13	17	24	3	2	1								47
<b>PM Volumes</b>	63	138	118	26	3	0	0	0	0	0	0	0	0	348
<b>% PM</b>	12%	26%	22%	5%	1%									65%
<b>PM Peak Hour</b>	16:00	13:00	15:00	18:00	17:00									16:00
<b>Volume</b>	13	16	17	6	2									46

Directional Peak Periods All Speeds	AM 7-9		NOON 12-2		PM 4-6		Off Peak Volumes	
	Volume	%	Volume	%	Volume	%	Volume	%
	79	↔ 15%	72	↔ 13%	85	↔ 16%	298	↔ 56%

Street Name	Direction	Percentiles					ADT
		15th	50th	Average	85th	95th	
SW 94th Ave	Summary	14	19	19	24	27	534

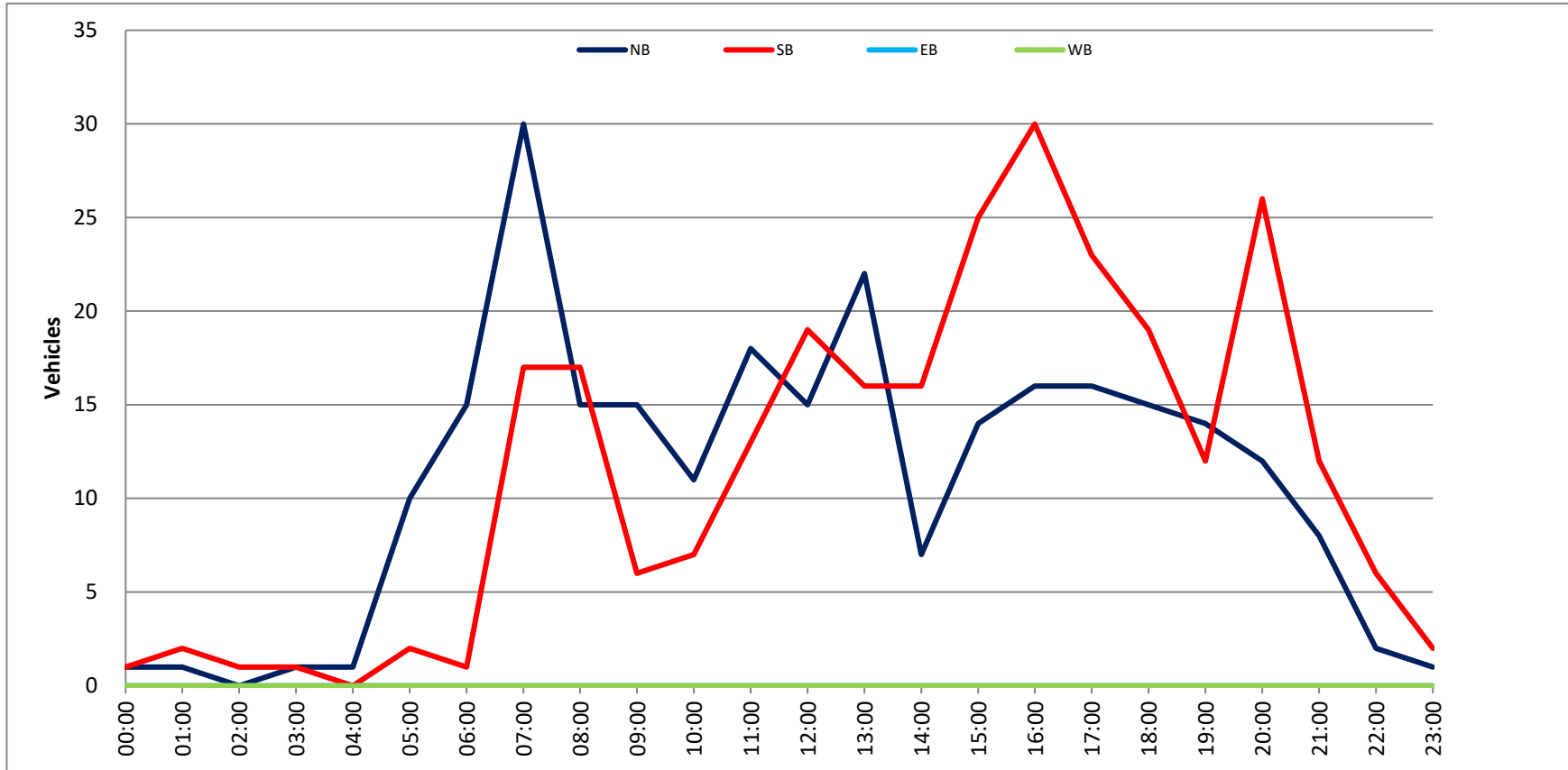
**VOLUME**

SW 94th Ave Bet. SW 51st St & SW 51st Ct

Day: Thursday  
Date: 5/18/2023

City: Cooper City  
Project #: FL23\_140259\_023

DAILY TOTALS												Total	
				NB	SB					EB	WB		
				260	274					0	0	534	
AM Period	NB	SB	EB	WB	TOTAL	PM Period	NB	SB	EB	WB	TOTAL		
00:45	1	1	0	0	2	12:00	6	4	0	0	10		
00:15	0	0	0	0		12:15	1	5	0	0	6		
00:30	0	0	0	0		12:30	4	7	0	0	11		
00:45	0	1	0	0	2	12:45	4	15	3	19	7	34	
01:00	1	2	0	0	3	13:00	6	4	0	0	10		
01:15	0	0	0	0		13:15	3	3	0	0	6		
01:30	0	0	0	0		13:30	5	4	0	0	9		
01:45	0	1	0	0	3	13:45	8	22	5	16	13	38	
02:00	0	0	0	0		14:00	1	6	0	0	7		
02:15	0	1	0	0	1	14:15	1	1	0	0	2		
02:30	0	0	0	0		14:30	3	1	0	0	4		
02:45	0	0	1	0	1	14:45	2	7	8	16	10	23	
03:00	0	0	0	0		15:00	1	4	0	0	5		
03:15	0	0	0	0		15:15	4	4	0	0	8		
03:30	1	1	0	0	2	15:30	5	6	0	0	11		
03:45	0	1	0	0	2	15:45	4	14	11	25	15	39	
04:00	1	0	0	0	1	16:00	8	9	0	0	17		
04:15	0	0	0	0		16:15	3	9	0	0	12		
04:30	0	0	0	0		16:30	2	7	0	0	9		
04:45	0	1	0	0	1	16:45	3	16	5	30	8	46	
05:00	3	0	0	0	3	17:00	4	8	0	0	12		
05:15	1	0	0	0	1	17:15	5	4	0	0	9		
05:30	2	0	0	0	2	17:30	1	6	6	0	7		
05:45	4	10	0	0	12	17:45	6	16	5	23	11	39	
06:00	3	0	0	0	3	18:00	3	2	0	0	5		
06:15	6	0	0	0	6	18:15	4	8	0	0	10		
06:30	3	0	0	0	3	18:30	4	6	0	0	10		
06:45	3	15	1	0	16	18:45	4	15	3	19	7	34	
07:00	8	5	0	0	13	19:00	5	5	0	0	9		
07:15	7	0	0	0	7	19:15	4	4	0	0	10		
07:30	10	5	0	0	15	19:30	4	3	3	0	7		
07:45	5	30	7	0	12	19:45	0	14	0	12	0	26	
08:00	5	4	0	0	9	20:00	6	10	0	0	16		
08:15	5	3	0	0	8	20:15	4	6	0	0	10		
08:30	2	5	0	0	7	20:30	1	6	0	0	7		
08:45	3	15	5	0	8	20:45	1	12	4	26	5	38	
09:00	5	2	0	0	7	21:00	2	5	0	0	7		
09:15	2	2	0	0	4	21:15	1	1	0	0	2		
09:30	3	2	0	0	5	21:30	2	4	0	0	6		
09:45	5	15	0	0	21	21:45	3	8	2	12	5	20	
10:00	1	1	0	0	2	22:00	1	1	0	0	2		
10:15	5	4	0	0	9	22:15	1	0	0	0	1		
10:30	3	1	0	0	4	22:30	0	1	0	0	1		
10:45	2	11	1	0	3	22:45	0	2	4	6	4	8	
11:00	5	3	0	0	8	23:00	1	1	0	0	2		
11:15	4	5	0	0	9	23:15	0	0	0	0	0		
11:30	4	3	0	0	7	23:30	0	0	0	0	0		
11:45	5	18	2	0	31	23:45	0	1	1	2	0	3	
TOTALS	118	68			186	TOTALS	142	206			348		
SPLIT %	63.4%	36.6%			34.8%	SPLIT %	40.8%	59.2%			65.2%		
DAILY TOTALS												Total	
				NB	SB					EB	WB		
				260	274					0	0	534	
AM Peak Hour	07:00	07:30		07:00		PM Peak Hour	13:00	15:45		15:30			
AM Pk Volume	30	19		47		PM Pk Volume	22	36		55			
Pk Hr Factor	0.750	0.679		0.783		Pk Hr Factor	0.688	0.818		0.809			
7 - 9 Volume	45	34		79		4 - 6 Volume	32	53		85			
7 - 9 Peak Hour	07:00	07:30		07:00		4 - 6 Peak Hour	16:00	16:00		16:00			
7 - 9 Pk Volume	30	19		47		4 - 6 Pk Volume	16	30		46			
Pk Hr Factor	0.750	0.679		0.783		Pk Hr Factor	0.500	0.833		0.676			



East Bound														
Time	< 15	15 - 19	20 - 24	25 - 29	30 - 34	35 - 39	40 - 44	45 - 49	50 - 54	55 - 59	60 - 64	65 - 69	70 +	Total
00:00 AM	0	0	0	0	0	0	0	0	0	0	0	0	0	0
00:15	0	0	0	0	0	0	0	0	0	0	0	0	0	0
00:30	0	0	1	0	0	0	0	0	0	0	0	0	0	1
00:45	0	0	0	1	0	0	0	0	0	0	0	0	0	1
01:00	0	0	0	0	0	0	0	0	0	0	0	0	0	0
01:15	0	0	0	0	0	0	0	0	0	0	0	0	0	0
01:30	0	0	0	0	1	0	0	0	0	0	0	0	0	1
01:45	0	0	0	0	0	0	0	0	0	0	0	0	0	0
02:00	0	0	0	0	0	0	0	0	0	0	0	0	0	0
02:15	0	0	0	0	0	0	0	0	0	0	0	0	0	0
02:30	0	0	0	0	0	0	0	0	0	0	0	0	0	0
02:45	0	0	0	0	0	0	0	0	0	0	0	0	0	0
03:00	0	0	0	0	0	0	0	0	0	0	0	0	0	0
03:15	0	0	0	0	0	0	0	0	0	0	0	0	0	0
03:30	0	0	0	0	0	0	0	0	0	0	0	0	0	0
03:45	0	0	0	0	0	0	0	0	0	0	0	0	0	0
04:00	0	0	0	0	0	0	0	0	0	0	0	0	0	0
04:15	0	0	0	0	0	0	0	0	0	0	0	0	0	0
04:30	0	0	0	0	0	0	0	0	0	0	0	0	0	0
04:45	0	0	0	0	0	0	0	0	0	0	0	0	0	0
05:00	0	0	0	0	0	0	0	0	0	0	0	0	0	0
05:15	0	0	0	0	0	0	0	0	0	0	0	0	0	0
05:30	0	0	0	0	0	0	0	0	0	0	0	0	0	0
05:45	0	1	0	0	0	0	0	0	0	0	0	0	0	1
06:00	0	1	0	0	0	0	0	0	0	0	0	0	0	1
06:15	0	1	0	0	0	0	0	0	0	0	0	0	0	1
06:30	0	0	0	0	0	0	0	0	0	0	0	0	0	0
06:45	0	1	0	2	0	0	0	0	0	0	0	0	0	3
07:00	1	2	2	1	1	0	0	0	0	0	0	0	0	7
07:15	0	2	4	3	0	0	0	0	0	0	0	0	0	9
07:30	2	1	5	3	1	0	0	0	0	0	0	0	0	12
07:45	7	1	5	1	0	0	0	0	0	0	0	0	0	14
08:00	5	2	0	0	0	0	0	0	0	0	0	0	0	7
08:15	1	1	8	2	1	0	0	0	0	0	0	0	0	13
08:30	1	4	4	0	2	0	0	0	0	0	0	0	0	11
08:45	1	4	0	2	0	0	0	0	0	0	0	0	0	7
09:00	1	0	1	0	1	0	0	0	0	0	0	0	0	3
09:15	3	1	3	1	0	0	0	0	0	0	0	0	0	9
09:30	0	1	0	0	0	0	0	0	0	0	0	0	0	1
09:45	0	0	2	2	1	0	0	0	0	0	0	0	0	5
10:00	0	2	0	0	0	0	0	0	0	0	0	0	0	2
10:15	2	1	2	1	0	1	0	0	0	0	0	0	0	7
10:30	1	2	2	0	0	0	0	0	0	0	0	0	0	5
10:45	0	1	1	0	0	0	0	0	0	0	0	0	0	2
11:00	2	1	3	0	0	0	0	0	0	0	0	0	0	6
11:15	1	1	0	1	1	0	0	0	0	0	0	0	0	4
11:30	0	1	2	0	0	0	0	0	0	0	0	0	0	3
11:45	1	1	0	1	0	0	0	0	0	0	0	0	0	3
12:00 PM	0	1	3	1	0	0	0	0	0	0	0	0	0	5
12:15	0	2	0	1	1	0	0	0	0	0	0	0	0	4
12:30	0	3	3	1	0	0	0	0	0	0	0	0	0	7
12:45	0	2	0	1	0	0	0	0	0	0	0	0	0	3
13:00	0	2	1	0	0	0	0	0	0	0	0	0	0	3
13:15	1	3	3	1	0	0	0	0	0	0	0	0	0	8
13:30	0	5	2	0	1	0	0	0	0	0	0	0	0	8
13:45	2	4	1	0	0	0	0	0	0	0	0	0	0	7
14:00	0	1	4	8	1	0	0	0	0	0	0	0	0	14
14:15	1	1	3	2	0	0	0	0	0	0	0	0	0	7
14:30	0	1	4	2	0	0	0	0	0	0	0	0	0	7
14:45	0	3	1	0	0	1	0	0	0	0	0	0	0	5
15:00	0	0	0	3	1	1	0	0	0	0	0	0	0	5
15:15	1	3	2	0	0	0	0	0	0	0	0	0	0	6
15:30	0	4	2	4	1	0	0	0	0	0	0	0	0	11
15:45	2	5	3	0	0	0	0	0	0	0	0	0	0	10
16:00	2	1	1	2	0	0	0	0	0	0	0	0	0	6
16:15	3	5	4	5	0	0	0	0	0	0	0	0	0	14
16:30	3	2	4	1	1	0	0	0	0	0	0	0	0	11
16:45	1	2	6	2	1	0	0	0	0	0	0	0	0	12
17:00	2	0	5	3	0	0	1	0	0	0	0	0	0	11
17:15	1	2	2	3	0	0	0	0	0	0	0	0	0	8
17:30	2	1	4	3	1	0	0	0	0	0	0	0	0	11
17:45	2	1	7	3	0	0	0	0	0	0	0	0	0	13
18:00	2	3	4	1	0	0	0	0	0	0	0	0	0	10
18:15	1	2	4	1	1	0	0	0	0	0	0	0	0	9
18:30	1	1	4	1	0	0	0	0	0	0	0	0	0	7
18:45	1	2	1	1	0	0	0	0	0	0	0	0	0	5
19:00	0	0	2	3	0	0	0	0	0	0	0	0	0	5
19:15	1	4	1	6	2	0	0	0	0	0	0	0	0	14
19:30	1	3	4	1	1	0	0	0	0	0	0	0	0	10
19:45	1	0	0	0	0	0	0	0	0	0	0	0	0	1
20:00	1	2	1	1	0	0	0	0	0	0	0	0	0	5
20:15	0	0	4	2	0	0	0	0	0	0	0	0	0	6
20:30	1	1	0	0	0	0	0	0	0	0	0	0	0	2
20:45	0	1	2	3	0	0	0	0	0	0	0	0	0	6
21:00	0	0	0	0	0	0	0	0	0	0	0	0	0	0
21:15	1	1	2	1	0	0	0	0	0	0	0	0	0	5
21:30	0	1	0	0	0	0	0	0	0	0	0	0	0	1
21:45	0	2	0	0	0	0	0	0	0	0	0	0	0	2
22:00	0	2	2	0	0	0	0	0	0	0	0	0	0	4
22:15	0	1	0	0	0	0	0	0	0	0	0	0	0	1
22:30	0	1	1	0	0	0	0	0	0	0	0	0	0	2
22:45	0	0	0	1	0	0	0	0	0	0	0	0	0	1
23:00	0	1	0	1	0	0	0	0	0	0	0	0	0	2
23:15	0	1	0	1	1	0	0	0	0	0	0	0	0	3
23:30	0	0	1	0	0	0	0	0	0	0	0	0	0	1
23:45	0	0	3	0	0	0	0	0	0	0	0	0	0	3
<b>Totals</b>	<b>63</b>	<b>114</b>	<b>143</b>	<b>86</b>	<b>24</b>	<b>2</b>	<b>1</b>							<b>438</b>
% of Totals	14%	26%	34%	20%	5%	0%	0%							100%

AM Volumes		PM Volumes		Directional Peak Periods	
Volume	%	Volume	%	Volume	%
29	33%	34	30%	80	18%
7%	8%	8%	7%	45	10%
07:30	08:00	07:30	06:45	AM 7-9	NOON 12-2
15	11	15	11	86	20%
15	11	15	11	228	52%
15	11	15	11	Off Peak Volumes	

Street Name	Direction	Percentiles					
		15th	50th	Average	85th	95th	ADT
SW 49th St	East Bound	15	21	21	28	31	439
SW 49th St	West Bound	15	20	19	24	28	423

Time	< 15	15 - 19	20 - 24	25 - 29	30 - 34	35 - 39	40 - 44	45 - 49	50 - 54	55 - 59	60 - 64	65 - 69	70 +	Total
00:00 AM	0	0	1	0	0	0	0	0	0	0	0	0	0	1
00:15	0	0	0	0	0	0	0	0	0	0	0	0	0	0
00:30	0	1	0	0	0	0	0	0	0	0	0	0	0	1
00:45	0	0	0	0	0	0	0	0	0	0	0	0	0	0
01:00	0	0	0	0	0	0	0	0	0	0	0	0	0	0
01:15	0	0	0	0	0	0	0	0	0	0	0	0	0	0
01:30	0	1	0	0	0	0	0	0	0	0	0	0	0	1
01:45	0	0	0	0	0	0	0	0	0	0	0	0	0	0
02:00	0	0	0	0	0	0	0	0	0	0	0	0	0	0
02:15	0	0	0	0	0	0	0	0	0	0	0	0	0	0
02:30	0	0	0	0	0	0	0	0	0	0	0	0	0	0
02:45	0	0	0	0	0	0	0	0	0	0	0	0	0	0
03:00	0	0	0	0	0	0	0	0	0	0	0	0	0	0
03:15	0	0	0	0	0	0	0	0	0	0	0	0	0	0
03:30	0	0	0	0	0	0	0	0	0	0	0	0	0	0
03:45	0	0	0	0	0	0	0	0	0	0	0	0	0	0
04:00	0	0	0	0	0	0	0	0	0	0	0	0	0	0
04:15	0	0	0	0	0	0	0	0	0	0	0	0	0	0
04:30	0	0	0	0	0	0	0	0	0	0	0	0	0	0
04:45	0	0	0	0	0	0	0	0	0	0	0	0	0	0
05:00	0	0	0	0	0	0	0	0	0	0	0	0	0	0
05:15	0	1	0	0	0	0	0	0	0	0	0	0	0	1
05:30	1	0	0	0	0	0	0	0	0	0	0	0	0	1
05:45	0	0	0	0	0	0	0	0	0	0	0	0	0	0
06:00	0	0	0	0	0	0	0	0	0	0	0	0	0	0
06:15	0	0	0	0	0	0	0	0	0	0	0	0	0	0
06:30	1	2	0	0	0	0	0	0	0	0	0	0	0	3
06:45	0	0	0	0	0	0	0	0	0	0	0	0	0	0
07:00	0	2	7	0	0	0	0	0	0	0	0	0	0	9
07:15	2	2	0	1	0	0	0	0	0	0	0	0	0	5
07:30	0	5	1	0	0	0	0	0	0	0	0	0	0	6
07:45	3	4	2	1	0	0	0	0	0	0	0	0	0	10
08:00	1	6	11	2	0	0	0	0	0	0	0	0	0	10
08:15	2	1	2	0	0	0	0	0	0	0	0	0	0	5
08:30	1	2	0	0	1	0	0	0	0	0	0	0	0	4
08:45	1	2	1	0	0	0	0	0	0	0	0	0	0	4
09:00	2	6	2	3	0	0	0	0	0	0	0	0	0	13
09:15	0	2	3	0	0	0	0	0	0	0	0	0	0	5
09:30	2	1	1	0	0	0	0	0	0	0	0	0	0	4
09:45	0	1	4	2	0	0	0	0	0	0	0	0	0	7
10:00	1	1	2	1	0	0	0	0	0	0	0	0	0	5
10:15	1	0	1	0	0	0	0	0	0	0	0	0	0	2
10:30	1	0	3	0	0	0	0	0	0	0	0	0	0	4
10:45	0	1	2	0	0	0	0	0	0	0	0	0	0	3
11:00	0	2	2	1	0	0	0	0	0	0	0	0	0	5
11:15	0	0	2	1	0	0	0	0	0	0	0	0	0	3
11:30	1	0	2	0	0	0	0	0	0	0	0	0	0	3
11:45	0	5	3	1	0	0	0	0	0	0	0	0	0	9
12:00 PM	0	3	1	2	0	0	0	0	0	0	0	0	0	6
12:15	1	4	1	2	1	0	0	0	0	0	0	0	0	7
12:30	2	2	2	0	0	0	0	0	0	0	0	0	0	6
12:45	2	0	3	0	0	0	0	0	0	0	0	0	0	5
13:00	4	1	3	0	0	0	0	0	0	0	0	0	0	8
13:15	3	4	1	0	0	0	0	0	0	0	0	0	0	8
13:30	3	1	1	0	0	0	0	0	0	0	0	0	0	5
13:45	1	4	1	0	0	0	0	0	0	0	0	0	0	6
14:00	0	6	7	0	1	0	0	0	0	0	0	0	0	14
14:15	0	3	4	0	0	0	0	0	0	0	0	0	0	7
14:30	1	2	4	0	0	0	0	0	0	0	0	0	0	7
14:45	0	3	2	2	0	0	0	0	0	0	0	0	0	7
15:00	0	3	7	0	0	0	0	0	0	0	0	0	0	9
15:15	2	3	3	0	0	0	0	0	0	0	0	0	0	8
15:30	3	4	8	2	0	0	0	0	0	0	0	0	0	17
15:45	1	6	3	0	0	0	0	0	0	0	0	0	0	10
16:00	0	3	1	2	0	0	0	0	0	0	0	0	0	6
16:15	1	3	3	1	0	0	0	0	0	0	0	0	0	8
16:30	1	2	5	0	0	0	0	0	0	0	0	0	0	8
16:45	1	3	6	1	0	0	0	0	0	0	0	0	0	11
17:00	0	4	4	1	0	0	0	0	0	0	0	0	0	9
17:15	3	5	0	1	0	0	0	0	0	0	0	0	0	9
17:30	2	2	2	2	0	0	0	0	0	0	0	0	0	8
17:45	0	1	4	0	0	0	0	0	0	0	0	0	0	5
18:00	1	3	1	0	0	0	0	0	0	0	0	0	0	5
18:15	2	2	2	1	0	0	0	0	0	0	0	0	0	7
18:30	1	3	5	1	0	0	0	0	0	0	0	0	0	10
18:45	1	2	5	0	0	0	0	0	0	0	0	0	0	8
19:00	2	1	5	0	1	0	0	0	0	0	0	0	0	9
19:15	1	4	3	0	0	0	0	0	0	0	0	0	0	8
19:30	1	1	6	1	1	0	0	0	0	0	0	0	0	10
19:45	1	0	5	0	0	0	0	0	0	0	0	0	0	6
20:00	0	0	3	0	0	0	0	0	0	0	0	0	0	3
20:15	2	1	0	0	0	0	0	0	0	0	0	0	0	3
20:30	2	2	4	4	0	0	0	0	0	0	0	0	0	8
20:45	0	0	1	0	0	0	0	0	0	0	0	0	0	1
21:00	0	1	1	0	0	0	0	0	0	0	0	0	0	2
21:15	0	1	1	0	0	0	0	0	0	0	0	0	0	2
21:30	0	1	0	0	0	0	0	0	0	0	0	0	0	1
21:45	0	0	0	0	0	0	0	0	0	0	0	0	0	0
22:00	0	0	1	2	0	0	0	0	0	0	0	0	0	3
22:15	0	1	1	2	0	0	0	0	0	0	0	0	0	4
22:30	1	0	0	0	0	0	0	0	0	0	0	0	0	1
22:45	0	1	1	0	0	0	0	0	0	0	0	0	0	2
23:00	0	1	1	0	0	0	0	0	0	0	0	0	0	2
23:15	0	1	1	1	0	0	0	0	0	0	0	0	0	3
23:30	0	0	0	1	0	0	0	0	0	0	0	0	0	1
23:45	0	1	4	0	0	0	0	0	0	0	0	0	0	5
Totals	66	146	169	37	5									423
% of Totals	16%	35%	40%	9%	1%									100%

Directional Peak Periods	AM 7-9		NOON 12-2		PM 4-6		Off Peak Volumes	
All Classes	Volume	%	Volume	%	Volume	%	Volume	%
	53	13%	51	12%	64	15%	255	60%

Street Name	Direction	15th	50th	Average	85th	95th	ADT
SW 49th St	East Bound	15	21	21	28	31	439
SW 49th St	West Bound	15	20	19	24	28	423

Summary

Time	< 15	15 - 19	20 - 24	25 - 29	30 - 34	35 - 39	40 - 44	45 - 49	50 - 54	55 - 59	60 - 64	65 - 69	70 +	Total
00:00 AM	0	0	1	0	0	0	0	0	0	0	0	0	0	1
00:15	0	0	0	0	0	0	0	0	0	0	0	0	0	0
00:30	0	1	1	0	0	0	0	0	0	0	0	0	0	2
00:45	0	0	0	1	0	0	0	0	0	0	0	0	0	1
01:00	0	0	0	0	0	0	0	0	0	0	0	0	0	0
01:15	0	0	0	0	0	0	0	0	0	0	0	0	0	0
01:30	0	1	0	1	0	0	0	0	0	0	0	0	0	2
01:45	0	0	0	0	0	0	0	0	0	0	0	0	0	0
02:00	0	0	0	0	0	0	0	0	0	0	0	0	0	0
02:15	0	0	0	0	0	0	0	0	0	0	0	0	0	0
02:30	0	0	0	0	0	0	0	0	0	0	0	0	0	0
02:45	0	0	0	0	0	0	0	0	0	0	0	0	0	0
03:00	0	0	0	0	0	0	0	0	0	0	0	0	0	0
03:15	0	0	0	0	0	0	0	0	0	0	0	0	0	0
03:30	0	0	0	0	0	0	0	0	0	0	0	0	0	0
03:45	0	0	0	0	0	0	0	0	0	0	0	0	0	0
04:00	0	0	0	0	0	0	0	0	0	0	0	0	0	0
04:15	0	0	0	0	0	0	0	0	0	0	0	0	0	0
04:30	0	0	0	0	0	0	0	0	0	0	0	0	0	0
04:45	0	0	0	0	0	0	0	0	0	0	0	0	0	0
05:00	0	0	0	0	0	0	0	0	0	0	0	0	0	0
05:15	0	1	0	0	0	0	0	0	0	0	0	0	0	1
05:30	1	0	0	0	0	0	0	0	0	0	0	0	0	1
05:45	0	1	0	0	0	0	0	0	0	0	0	0	0	1
06:00	0	1	0	0	0	0	0	0	0	0	0	0	0	1
06:15	0	1	0	0	0	0	0	0	0	0	0	0	0	1
06:30	1	2	0	0	0	0	0	0	0	0	0	0	0	3
06:45	0	1	0	2	0	0	0	0	0	0	0	0	0	3
07:00	1	4	9	1	1	0	0	0	0	0	0	0	0	16
07:15	2	4	4	4	0	0	0	0	0	0	0	0	0	14
07:30	2	6	6	3	1	0	0	0	0	0	0	0	0	18
07:45	10	5	7	2	0	0	0	0	0	0	0	0	0	24
08:00	6	8	1	2	0	0	0	0	0	0	0	0	0	17
08:15	3	2	10	2	1	0	0	0	0	0	0	0	0	18
08:30	2	6	4	0	3	0	0	0	0	0	0	0	0	15
08:45	2	6	1	2	0	0	0	0	0	0	0	0	0	11
09:00	3	6	3	3	1	0	0	0	0	0	0	0	0	16
09:15	3	3	6	1	0	0	0	0	0	0	0	0	0	14
09:30	2	2	1	0	0	0	0	0	0	0	0	0	0	5
09:45	0	1	6	4	1	0	0	0	0	0	0	0	0	12
10:00	1	3	2	1	0	0	0	0	0	0	0	0	0	7
10:15	3	1	3	1	0	1	0	0	0	0	0	0	0	9
10:30	2	2	5	0	0	0	0	0	0	0	0	0	0	9
10:45	0	2	3	0	0	0	0	0	0	0	0	0	0	5
11:00	2	3	5	1	0	0	0	0	0	0	0	0	0	11
11:15	1	1	2	2	1	0	0	0	0	0	0	0	0	7
11:30	1	1	4	0	0	0	0	0	0	0	0	0	0	6
11:45	1	6	3	2	0	0	0	0	0	0	0	0	0	12
12:00 PM	0	4	4	3	0	0	0	0	0	0	0	0	0	11
12:15	1	6	1	2	0	0	0	0	0	0	0	0	0	11
12:30	2	5	5	1	0	0	0	0	0	0	0	0	0	13
12:45	2	2	3	1	0	0	0	0	0	0	0	0	0	8
13:00	4	3	4	0	0	0	0	0	0	0	0	0	0	11
13:15	4	7	4	1	0	0	0	0	0	0	0	0	0	16
13:30	3	6	3	0	1	0	0	0	0	0	0	0	0	13
13:45	3	8	2	0	0	0	0	0	0	0	0	0	0	13
14:00	0	7	11	8	2	0	0	0	0	0	0	0	0	28
14:15	1	4	7	2	0	0	0	0	0	0	0	0	0	14
14:30	1	3	8	2	0	0	0	0	0	0	0	0	0	14
14:45	0	6	3	2	0	1	0	0	0	0	0	0	0	12
15:00	0	2	10	1	1	0	0	0	0	0	0	0	0	14
15:15	3	6	5	0	0	0	0	0	0	0	0	0	0	14
15:30	3	8	10	6	1	0	0	0	0	0	0	0	0	28
15:45	3	11	6	0	0	0	0	0	0	0	0	0	0	20
16:00	2	4	2	4	0	0	0	0	0	0	0	0	0	12
16:15	4	8	8	1	0	0	0	0	0	0	0	0	0	22
16:30	4	4	9	1	1	0	0	0	0	0	0	0	0	19
16:45	2	5	12	3	1	0	0	0	0	0	0	0	0	23
17:00	2	4	9	4	0	0	1	0	0	0	0	0	0	20
17:15	4	7	2	4	0	0	0	0	0	0	0	0	0	17
17:30	4	3	6	5	1	0	0	0	0	0	0	0	0	19
17:45	2	2	11	3	0	0	0	0	0	0	0	0	0	18
18:00	3	6	5	1	0	0	0	0	0	0	0	0	0	15
18:15	3	4	6	2	1	0	0	0	0	0	0	0	0	16
18:30	2	4	9	2	0	0	0	0	0	0	0	0	0	17
18:45	2	4	6	1	0	0	0	0	0	0	0	0	0	13
19:00	2	1	7	3	1	0	0	0	0	0	0	0	0	14
19:15	2	8	4	6	2	0	0	0	0	0	0	0	0	22
19:30	2	4	10	2	2	0	0	0	0	0	0	0	0	20
19:45	2	0	5	0	0	0	0	0	0	0	0	0	0	7
20:00	1	2	4	1	0	0	0	0	0	0	0	0	0	8
20:15	2	1	4	2	0	0	0	0	0	0	0	0	0	9
20:30	3	3	4	0	0	0	0	0	0	0	0	0	0	10
20:45	0	1	3	3	0	0	0	0	0	0	0	0	0	7
21:00	0	1	1	0	0	0	0	0	0	0	0	0	0	2
21:15	1	2	3	1	0	0	0	0	0	0	0	0	0	7
21:30	0	2	0	0	0	0	0	0	0	0	0	0	0	2
21:45	0	0	0	2	0	0	0	0	0	0	0	0	0	2
22:00	0	2	3	2	0	0	0	0	0	0	0	0	0	7
22:15	0	2	1	2	0	0	0	0	0	0	0	0	0	5
22:30	1	1	1	0	0	0	0	0	0	0	0	0	0	3
22:45	0	1	1	1	0	0	0	0	0	0	0	0	0	3
23:00	0	2	1	1	0	0	0	0	0	0	0	0	0	4
23:15	0	2	1	2	1	0	0	0	0	0	0	0	0	6
23:30	0	0	0	2	0	0	0	0	0	0	0	0	0	2
23:45	0	1	7	0	0	0	0	0	0	0	0	0	0	8
<b>Totals</b>	<b>128</b>	<b>260</b>	<b>318</b>	<b>123</b>	<b>29</b>	<b>2</b>	<b>1</b>							<b>862</b>
<b>% of Totals</b>	<b>15%</b>	<b>30%</b>	<b>37%</b>	<b>14%</b>	<b>3%</b>	<b>0%</b>	<b>0%</b>							<b>100%</b>

AM Volumes	49	83	87	34	11	1	0	0	0	0	0	0	0	283
% AM	6%	9%	10%	4%	1%	0%								31%
AM Peak Hour	07:30	07:15	07:00	07:15	08:15	09:30								07:30
Volume	21	23	26	11	5	1								77
PM Volumes	80	179	231	89	19	1	1	0	0	0	0	0	0	599
% PM	9%	21%	27%	10%	2%	0%								69%
PM Peak Hour	13:00	15:30	16:15	16:45	18:45	14:00	16:15							16:15
Volume	14	31	39	16	5	1	1							84
<b>Directional Peak Periods</b>	<b>AM 7-9</b>			<b>NOON 12-2</b>			<b>PM 4-6</b>			<b>Off Peak Volumes</b>				
<b>All Classes</b>	Volume	%	Volume	%	Volume	%	Volume	%	Volume	%	Volume	%	Volume	%
	133	15%	96	11%	150	17%	483	56%						

Street Name	Direction	15th	50th	Average	85th	95th	ADT
SW 49th St	Summary	15	21	20	26	30	862

# SPEED

SW 49th St W/O SW 95th Ave

Day: Tuesday  
Date: 6/6/2023

City: Cooper City  
Project #: FL23\_140259\_024e

## East Bound

Time	< 15	15 - 19	20 - 24	25 - 29	30 - 34	35 - 39	40 - 44	45 - 49	50 - 54	55 - 59	60 - 64	65 - 69	70 +	Total
00:00 AM	0	0	1	1	0	0	0	0	0	0	0	0	0	2
01:00	0	0	0	0	1	0	0	0	0	0	0	0	0	1
02:00	0	0	0	0	0	0	0	0	0	0	0	0	0	0
03:00	0	0	0	0	0	0	0	0	0	0	0	0	0	0
04:00	0	0	0	0	0	0	0	0	0	0	0	0	0	0
05:00	0	1	0	0	0	0	0	0	0	0	0	0	0	1
06:00	0	3	0	2	0	0	0	0	0	0	0	0	0	5
07:00	10	6	16	8	2	0	0	0	0	0	0	0	0	42
08:00	8	11	12	4	3	0	0	0	0	0	0	0	0	38
09:00	4	2	6	3	3	0	0	0	0	0	0	0	0	18
10:00	3	6	5	1	0	1	0	0	0	0	0	0	0	16
11:00	4	4	5	2	1	0	0	0	0	0	0	0	0	16
12:00 PM	0	8	6	4	1	0	0	0	0	0	0	0	0	19
13:00	3	14	7	1	1	0	0	0	0	0	0	0	0	26
14:00	1	6	12	12	1	1	0	0	0	0	0	0	0	33
15:00	3	12	10	5	2	0	0	0	0	0	0	0	0	32
16:00	9	10	16	5	3	0	0	0	0	0	0	0	0	43
17:00	7	4	18	12	1	0	1	0	0	0	0	0	0	43
18:00	5	8	13	4	1	0	0	0	0	0	0	0	0	31
19:00	3	7	7	10	3	0	0	0	0	0	0	0	0	30
20:00	2	4	7	6	0	0	0	0	0	0	0	0	0	19
21:00	1	2	2	2	0	0	0	0	0	0	0	0	0	7
22:00	0	4	3	1	0	0	0	0	0	0	0	0	0	8
23:00	0	2	3	3	1	0	0	0	0	0	0	0	0	9
<b>Totals</b>	<b>63</b>	<b>114</b>	<b>149</b>	<b>86</b>	<b>24</b>	<b>2</b>	<b>1</b>							<b>439</b>
<b>% of Totals</b>	14%	26%	34%	20%	5%	0%	0%							100%

<b>AM Volumes</b>	29	33	45	21	10	1	0	0	0	0	0	0	0	139
<b>% AM</b>	7%	8%	10%	5%	2%	0%								32%
<b>AM Peak Hour</b>	07:00	08:00	07:00	07:00	08:00	10:00								07:00
<b>Volume</b>	10	11	16	8	3	1								42
<b>PM Volumes</b>	34	81	104	65	14	1	1	0	0	0	0	0	0	300
<b>% PM</b>	8%	18%	24%	15%	3%	0%	0%							68%
<b>PM Peak Hour</b>	16:00	13:00	17:00	14:00	16:00	14:00	17:00							16:00
<b>Volume</b>	9	14	18	12	3	1	1							43

Directional Peak Periods All Speeds	AM 7-9		NOON 12-2		PM 4-6		Off Peak Volumes	
	Volume	%	Volume	%	Volume	%	Volume	%
	80	↔ 18%	45	↔ 10%	86	↔ 20%	228	↔ 52%

Street Name	Direction	Percentiles					ADT
		15th	50th	Average	85th	95th	
SW 49th St	East Bound	15	21	21	28	31	439
SW 49th St	West Bound	15	20	19	24	28	423



# SPEED

SW 49th St W/O SW 95th Ave

Day: Tuesday  
Date: 6/6/2023

City: Cooper City  
Project #: FL23\_140259\_024w

## West Bound

Time	< 15	15 - 19	20 - 24	25 - 29	30 - 34	35 - 39	40 - 44	45 - 49	50 - 54	55 - 59	60 - 64	65 - 69	70 +	Total
00:00 AM	0	1	1	0	0	0	0	0	0	0	0	0	0	2
01:00	0	1	0	0	0	0	0	0	0	0	0	0	0	1
02:00	0	0	0	0	0	0	0	0	0	0	0	0	0	0
03:00	0	0	0	0	0	0	0	0	0	0	0	0	0	0
04:00	0	0	0	0	0	0	0	0	0	0	0	0	0	0
05:00	1	1	0	0	0	0	0	0	0	0	0	0	0	2
06:00	1	2	0	0	0	0	0	0	0	0	0	0	0	3
07:00	5	13	10	2	0	0	0	0	0	0	0	0	0	30
08:00	5	11	4	2	1	0	0	0	0	0	0	0	0	23
09:00	4	10	10	5	0	0	0	0	0	0	0	0	0	29
10:00	3	2	8	1	0	0	0	0	0	0	0	0	0	14
11:00	1	7	9	3	0	0	0	0	0	0	0	0	0	20
12:00 PM	5	9	7	2	1	0	0	0	0	0	0	0	0	24
13:00	11	10	6	0	0	0	0	0	0	0	0	0	0	27
14:00	1	14	17	2	1	0	0	0	0	0	0	0	0	35
15:00	6	15	21	2	0	0	0	0	0	0	0	0	0	44
16:00	3	11	15	4	0	0	0	0	0	0	0	0	0	33
17:00	5	12	10	4	0	0	0	0	0	0	0	0	0	31
18:00	5	10	13	2	0	0	0	0	0	0	0	0	0	30
19:00	5	6	19	1	2	0	0	0	0	0	0	0	0	33
20:00	4	3	8	0	0	0	0	0	0	0	0	0	0	15
21:00	0	3	2	1	0	0	0	0	0	0	0	0	0	6
22:00	1	2	3	4	0	0	0	0	0	0	0	0	0	10
23:00	0	3	6	2	0	0	0	0	0	0	0	0	0	11
<b>Totals</b>	<b>66</b>	<b>146</b>	<b>169</b>	<b>37</b>	<b>5</b>									<b>423</b>
<b>% of Totals</b>	<b>16%</b>	<b>35%</b>	<b>40%</b>	<b>9%</b>	<b>1%</b>									<b>100%</b>

<b>AM Volumes</b>	20	48	42	13	1	0	0	0	0	0	0	0	0	124
<b>% AM</b>	5%	11%	10%	3%	0%									29%
<b>AM Peak Hour</b>	07:00	07:00	07:00	09:00	08:00									07:00
<b>Volume</b>	5	13	10	5	1									30
<b>PM Volumes</b>	46	98	127	24	4	0	0	0	0	0	0	0	0	299
<b>% PM</b>	11%	23%	30%	6%	1%									71%
<b>PM Peak Hour</b>	13:00	15:00	15:00	16:00	19:00									15:00
<b>Volume</b>	11	15	21	4	2									44

Directional Peak Periods All Speeds	AM 7-9		NOON 12-2		PM 4-6		Off Peak Volumes	
	Volume	%	Volume	%	Volume	%	Volume	%
	53	↔ 13%	51	↔ 12%	64	↔ 15%	255	↔ 60%

Street Name	Direction	Percentiles					ADT
		15th	50th	Average	85th	95th	
SW 49th St	East Bound	15	21	21	28	31	439
SW 49th St	West Bound	15	20	19	24	28	423

# SPEED

SW 49th St W/O SW 95th Ave

Day: Tuesday  
Date: 6/6/2023

City: Cooper City  
Project #: FL23\_140259\_024

## Summary

Time	< 15	15 - 19	20 - 24	25 - 29	30 - 34	35 - 39	40 - 44	45 - 49	50 - 54	55 - 59	60 - 64	65 - 69	70 +	Total
00:00 AM	0	1	2	1	0	0	0	0	0	0	0	0	0	4
01:00	0	1	0	0	1	0	0	0	0	0	0	0	0	2
02:00	0	0	0	0	0	0	0	0	0	0	0	0	0	0
03:00	0	0	0	0	0	0	0	0	0	0	0	0	0	0
04:00	0	0	0	0	0	0	0	0	0	0	0	0	0	0
05:00	1	2	0	0	0	0	0	0	0	0	0	0	0	3
06:00	1	5	0	2	0	0	0	0	0	0	0	0	0	8
07:00	15	19	26	10	2	0	0	0	0	0	0	0	0	72
08:00	13	22	16	6	4	0	0	0	0	0	0	0	0	61
09:00	8	12	16	8	3	0	0	0	0	0	0	0	0	47
10:00	6	8	13	2	0	1	0	0	0	0	0	0	0	30
11:00	5	11	14	5	1	0	0	0	0	0	0	0	0	36
12:00 PM	5	17	13	6	2	0	0	0	0	0	0	0	0	43
13:00	14	24	13	1	1	0	0	0	0	0	0	0	0	53
14:00	2	20	29	14	2	1	0	0	0	0	0	0	0	68
15:00	9	27	31	7	2	0	0	0	0	0	0	0	0	76
16:00	12	21	31	9	3	0	0	0	0	0	0	0	0	76
17:00	12	16	28	16	1	0	1	0	0	0	0	0	0	74
18:00	10	18	26	6	1	0	0	0	0	0	0	0	0	61
19:00	8	13	26	11	5	0	0	0	0	0	0	0	0	63
20:00	6	7	15	6	0	0	0	0	0	0	0	0	0	34
21:00	1	5	4	3	0	0	0	0	0	0	0	0	0	13
22:00	1	6	6	5	0	0	0	0	0	0	0	0	0	18
23:00	0	5	9	5	1	0	0	0	0	0	0	0	0	20
<b>Totals</b>	<b>129</b>	<b>260</b>	<b>318</b>	<b>123</b>	<b>29</b>	<b>2</b>	<b>1</b>							<b>862</b>
<b>% of Totals</b>	<b>15%</b>	<b>30%</b>	<b>37%</b>	<b>14%</b>	<b>3%</b>	<b>0%</b>	<b>0%</b>							<b>100%</b>

<b>AM Volumes</b>	49	81	87	34	11	1	0	0	0	0	0	0	0	263
<b>% AM</b>	6%	9%	10%	4%	1%	0%								31%
<b>AM Peak Hour</b>	07:00	08:00	07:00	07:00	08:00	10:00								07:00
<b>Volume</b>	15	22	26	10	4	1								72
<b>PM Volumes</b>	80	179	231	89	18	1	1	0	0	0	0	0	0	599
<b>% PM</b>	9%	21%	27%	10%	2%	0%	0%							69%
<b>PM Peak Hour</b>	13:00	15:00	15:00	17:00	19:00	14:00	17:00							15:00
<b>Volume</b>	14	27	31	16	5	1	1							76

Directional Peak Periods All Speeds	AM 7-9		NOON 12-2		PM 4-6		Off Peak Volumes	
	Volume	%	Volume	%	Volume	%	Volume	%
	133	↔ 15%	96	↔ 11%	150	↔ 17%	483	↔ 56%

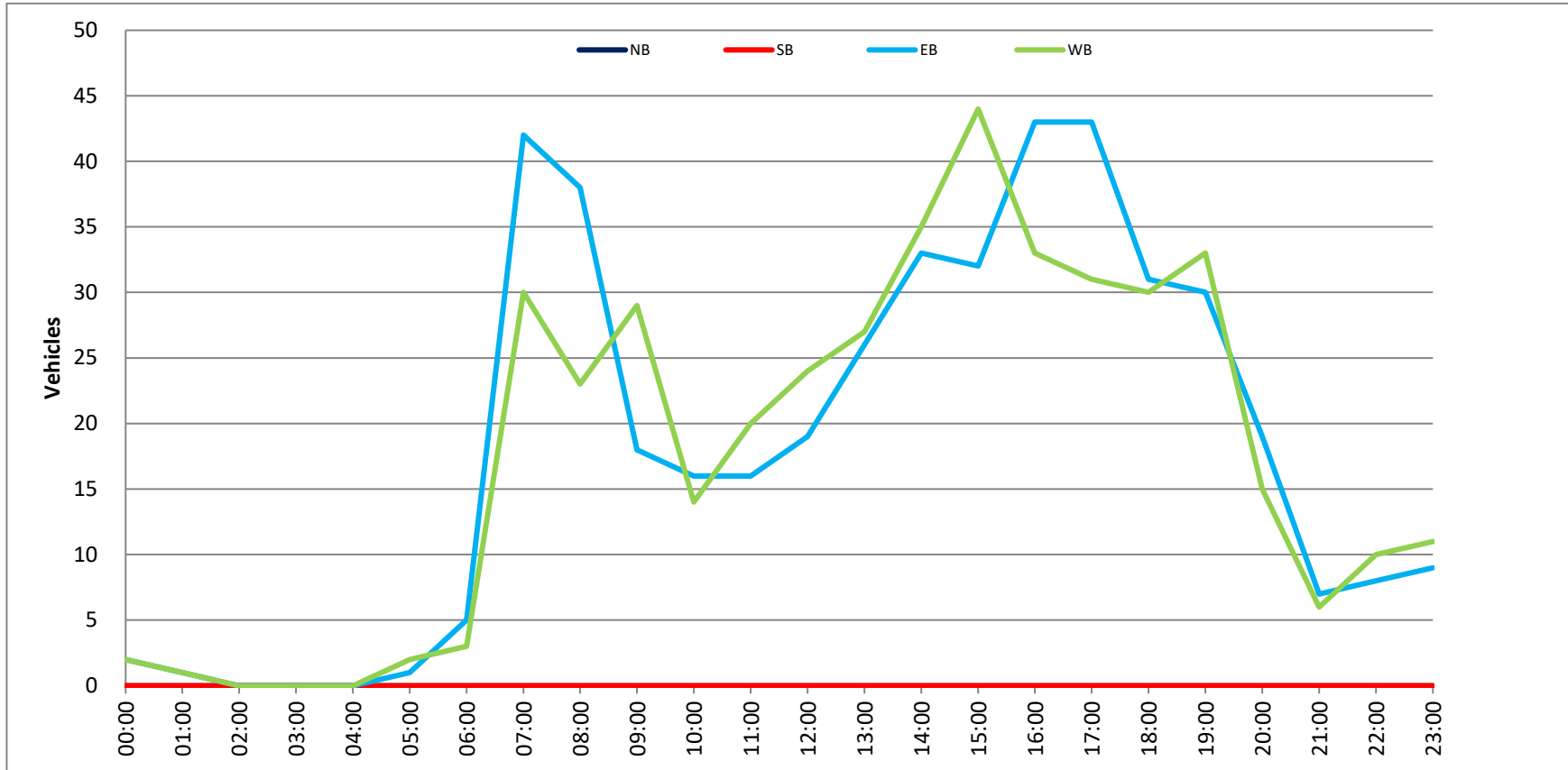
Street Name	Direction	Percentiles					ADT
		15th	50th	Average	85th	95th	
SW 49th St	Summary	15	21	20	26	30	862

SW 49th St W/O SW 95th Ave

Day: Tuesday  
 Date: 6/6/2023

City: Cooper City  
 Project #: FL23\_140259\_024

DAILY TOTALS										NB		SB		EB		WB		TOTAL		
										0		0		439		423		862		
AM Period	NB	SB	EB	WB	TOTAL	PMI Period	NB	SB	EB	WB	TOTAL									
00:00	0	0	0	1	1	12:00	0	0	5	6	11									
00:15	0	0	0	0	0	12:15	0	0	4	7	11									
00:30	0	0	1	1	2	12:30	0	0	7	6	13									
00:45	0	0	1	2	4	12:45	0	0	3	19	5	24								
01:00	0	0	0	0	0	13:00	0	0	3	8	8									
01:15	0	0	0	0	0	13:15	0	0	8	8	16									
01:30	0	0	1	1	2	13:30	0	0	8	5	13									
01:45	0	0	0	1	2	13:45	0	0	7	26	6	27								
02:00	0	0	0	0	0	14:00	0	0	14	14	28									
02:15	0	0	0	0	0	14:15	0	0	7	7	14									
02:30	0	0	0	0	0	14:30	0	0	7	7	14									
02:45	0	0	0	0	0	14:45	0	0	5	33	7	35								
03:00	0	0	0	0	0	15:00	0	0	5	9	14									
03:15	0	0	0	0	0	15:15	0	0	6	8	14									
03:30	0	0	0	0	0	15:30	0	0	11	17	28									
03:45	0	0	0	0	0	15:45	0	0	10	32	10	44								
04:00	0	0	0	0	0	16:00	0	0	6	6	12									
04:15	0	0	0	0	0	16:15	0	0	14	8	22									
04:30	0	0	0	0	0	16:30	0	0	11	8	19									
04:45	0	0	0	0	0	16:45	0	0	12	43	11	33								
05:00	0	0	0	0	0	17:00	0	0	11	9	20									
05:15	0	0	0	1	1	17:15	0	0	8	9	17									
05:30	0	0	0	1	1	17:30	0	0	11	8	19									
05:45	0	0	1	0	3	17:45	0	0	13	43	5	31								
06:00	0	0	1	0	1	18:00	0	0	10	5	15									
06:15	0	0	1	0	1	18:15	0	0	9	7	16									
06:30	0	0	0	3	3	18:30	0	0	7	10	17									
06:45	0	0	3	0	8	18:45	0	0	5	31	8	30								
07:00	0	0	7	9	16	19:00	0	0	5	9	14									
07:15	0	0	9	5	14	19:15	0	0	14	8	22									
07:30	0	0	12	6	18	19:30	0	0	10	10	20									
07:45	0	0	14	42	72	19:45	0	0	1	30	6	33								
08:00	0	0	7	10	17	20:00	0	0	5	3	8									
08:15	0	0	13	5	18	20:15	0	0	6	3	9									
08:30	0	0	11	4	15	20:30	0	0	2	8	10									
08:45	0	0	7	38	61	20:45	0	0	6	19	1	15								
09:00	0	0	3	13	16	21:00	0	0	0	2	2									
09:15	0	0	9	5	14	21:15	0	0	5	2	7									
09:30	0	0	1	4	5	21:30	0	0	1	1	2									
09:45	0	0	5	18	47	21:45	0	0	1	7	2	13								
10:00	0	0	2	5	7	22:00	0	0	4	3	7									
10:15	0	0	7	2	9	22:15	0	0	1	4	5									
10:30	0	0	5	4	9	22:30	0	0	2	1	3									
10:45	0	0	2	3	30	22:45	0	0	1	8	3	18								
11:00	0	0	6	5	11	23:00	0	0	2	2	4									
11:15	0	0	4	3	7	23:15	0	0	3	3	6									
11:30	0	0	3	3	6	23:30	0	0	1	1	2									
11:45	0	0	3	20	36	23:45	0	0	9	5	11									
TOTALS			139	124	263	TOTALS			300	299	599									
SPLIT %			52.9%	47.1%	30.5%	SPLIT %			50.1%	49.9%	69.5%									
<b>DAILY TOTALS</b>										NB		SB		EB		WB		Total		
										0		0		439		423		862		
AM Peak Hour			07:30	07:15	07:30	PMI Peak Hour			16:15	15:00	16:15									
AM Pk Volume			46	31	77	PMI Pk Volume			48	44	84									
Pk Hr Factor			0.821	0.775	0.802	Pk Hr Factor			0.857	0.647	0.913									
7 - 9 Volume			0	0	133	4 - 6 Volume			0	0	150									
7 - 9 Peak Hour			07:30	07:15	07:30	4 - 6 Peak Hour			16:15	16:30	16:15									
7 - 9 Pk Volume			46	31	77	4 - 6 Pk Volume			48	37	84									
Pk Hr Factor			0.821	0.775	0.802	Pk Hr Factor			0.857	0.841	0.913									



East Bound														
Time	< 15	15 - 19	20 - 24	25 - 29	30 - 34	35 - 39	40 - 44	45 - 49	50 - 54	55 - 59	60 - 64	65 - 69	70 +	Total
00:00 AM	0	0	1	0	0	0	0	0	0	0	0	0	0	1
00:15	0	0	0	0	0	0	0	0	0	0	0	0	0	0
00:30	0	0	0	0	0	0	0	0	0	0	0	0	0	0
00:45	0	0	1	0	0	0	0	0	0	0	0	0	0	1
01:00	0	0	0	0	0	0	0	0	0	0	0	0	0	0
01:15	0	0	0	0	0	0	0	0	0	0	0	0	0	0
01:30	0	0	0	0	0	0	0	0	0	0	0	0	0	0
01:45	0	0	0	0	0	0	0	0	0	0	0	0	0	0
02:00	0	0	1	0	0	0	0	0	0	0	0	0	0	1
02:15	0	0	0	0	0	0	0	0	0	0	0	0	0	0
02:30	0	0	0	0	0	0	0	0	0	0	0	0	0	0
02:45	0	0	0	0	0	0	0	0	0	0	0	0	0	0
03:00	0	0	0	0	0	0	0	0	0	0	0	0	0	0
03:15	0	1	0	0	0	0	0	0	0	0	0	0	0	1
03:30	0	0	0	0	0	0	0	0	0	0	0	0	0	0
03:45	0	0	0	0	0	0	0	0	0	0	0	0	0	0
04:00	0	0	0	0	0	0	0	0	0	0	0	0	0	0
04:15	0	0	0	0	0	0	0	0	0	0	0	0	0	0
04:30	0	0	0	0	0	0	0	0	0	0	0	0	0	0
04:45	0	0	0	0	0	0	0	0	0	0	0	0	0	0
05:00	0	0	0	0	0	0	0	0	0	0	0	0	0	0
05:15	0	0	0	0	0	0	0	0	0	0	0	0	0	0
05:30	0	0	0	0	0	0	0	0	0	0	0	0	0	0
05:45	0	0	0	0	0	0	0	0	0	0	0	0	0	0
06:00	0	0	1	0	0	0	0	0	0	0	0	0	0	1
06:15	0	1	1	0	0	0	0	0	0	0	0	0	0	2
06:30	1	0	1	1	0	0	0	0	0	0	0	0	0	3
06:45	0	0	2	1	0	0	0	0	0	0	0	0	0	3
07:00	1	2	2	1	0	0	0	0	0	0	0	0	0	6
07:15	3	2	0	1	0	0	0	0	0	0	0	0	0	6
07:30	0	2	4	6	3	0	0	0	0	0	0	0	0	15
07:45	0	0	7	4	1	0	0	0	0	0	0	0	0	12
08:00	0	1	1	3	1	1	1	0	0	0	0	0	0	7
08:15	2	1	3	3	0	1	0	0	0	0	0	0	0	10
08:30	0	2	2	0	1	0	0	0	0	0	0	0	0	5
08:45	1	1	1	3	0	0	0	0	0	0	0	0	0	6
09:00	1	1	0	3	0	0	0	0	0	0	0	0	0	5
09:15	4	1	3	1	0	0	0	0	0	0	0	0	0	9
09:30	0	2	2	1	0	0	0	0	0	0	0	0	0	7
09:45	0	2	4	1	1	0	0	0	0	0	0	0	0	8
10:00	1	2	0	2	0	0	0	0	0	0	0	0	0	5
10:15	1	0	0	0	1	0	0	0	0	0	0	0	0	2
10:30	0	3	2	2	0	1	0	0	0	0	0	0	0	8
10:45	0	2	3	0	1	0	0	0	0	0	0	0	0	6
11:00	0	1	2	1	0	0	0	0	0	0	0	0	0	4
11:15	0	3	1	3	1	0	0	0	0	0	0	0	0	8
11:30	1	1	1	1	0	0	0	0	0	0	0	0	0	4
11:45	0	0	2	2	1	0	0	0	0	0	0	0	0	5
12:00 PM	0	5	2	3	0	0	0	0	0	0	0	0	0	10
12:15	2	1	2	2	0	0	0	0	0	0	0	0	0	7
12:30	0	1	2	0	0	0	0	0	0	0	0	0	0	3
12:45	1	2	2	1	0	0	0	0	0	0	0	0	0	6
13:00	3	4	1	2	1	0	0	0	0	0	0	0	0	11
13:15	0	3	2	0	1	0	0	0	0	0	0	0	0	6
13:30	0	1	4	1	2	1	0	0	0	0	0	0	0	8
13:45	0	3	6	6	1	0	0	0	0	0	0	0	0	16
14:00	1	1	3	3	0	0	0	0	0	0	0	0	0	8
14:15	2	5	1	1	0	0	0	0	0	0	0	0	0	9
14:30	0	1	5	1	0	0	0	0	0	0	0	0	0	7
14:45	2	1	1	2	0	0	0	0	0	0	0	0	0	6
15:00	0	3	2	2	0	0	0	0	0	0	0	0	0	7
15:15	0	1	2	1	2	0	0	0	0	0	0	0	0	6
15:30	2	2	2	4	0	1	0	0	0	0	0	0	0	11
15:45	1	1	2	3	0	0	0	0	0	0	0	0	0	7
16:00	0	0	3	2	1	0	0	0	0	0	0	0	0	6
16:15	1	2	2	3	0	0	0	0	0	0	0	0	0	8
16:30	1	0	4	0	0	0	0	0	0	0	0	0	0	5
16:45	2	0	4	4	1	0	0	0	0	0	0	0	0	11
17:00	1	1	2	2	0	0	0	0	0	0	0	0	0	6
17:15	2	2	7	3	2	1	0	0	0	0	0	0	0	17
17:30	0	6	9	1	1	0	0	0	0	0	0	0	0	17
17:45	0	1	3	5	1	0	0	0	0	0	0	0	0	10
18:00	0	2	1	1	2	1	0	0	0	0	0	0	0	7
18:15	1	2	3	1	2	0	0	0	0	0	0	0	0	9
18:30	0	0	3	0	0	1	0	0	0	0	0	0	0	4
18:45	3	2	3	5	0	1	0	0	0	0	0	0	0	14
19:00	2	1	1	0	0	0	0	0	0	0	0	0	0	4
19:15	1	2	1	2	0	0	0	0	0	0	0	0	0	6
19:30	0	4	4	2	0	0	0	0	0	0	0	0	0	10
19:45	1	2	3	1	0	0	0	0	0	0	0	0	0	7
20:00	0	0	0	1	0	0	0	0	0	0	0	0	0	1
20:15	1	0	1	0	0	1	0	0	0	0	0	0	0	3
20:30	1	1	4	1	2	2	0	0	0	0	0	0	0	11
20:45	0	3	0	0	0	0	0	0	0	0	0	0	0	3
21:00	0	1	1	0	0	0	0	0	0	0	0	0	0	2
21:15	2	0	1	0	0	0	0	0	0	0	0	0	0	3
21:30	0	0	1	0	0	0	0	0	0	0	0	0	0	1
21:45	0	0	1	0	0	0	0	0	0	0	0	0	0	1
22:00	0	2	1	1	0	0	0	0	0	0	0	0	0	4
22:15	0	0	0	0	0	0	0	0	0	0	0	0	0	0
22:30	1	0	0	0	0	0	0	0	0	0	0	0	0	1
22:45	0	0	0	0	2	0	0	0	0	0	0	0	0	2
23:00	0	0	0	0	0	0	0	0	0	0	0	0	0	0
23:15	0	0	0	0	0	0	0	0	0	0	0	0	0	0
23:30	0	0	0	0	0	0	0	0	0	0	0	0	0	0
23:45	0	1	1	0	0	0	0	0	0	0	0	0	0	2
<b>Totals</b>	<b>50</b>	<b>102</b>	<b>152</b>	<b>110</b>	<b>33</b>	<b>9</b>								<b>456</b>
% of Totals	11%	22%	33%	24%	7%	2%								100%

AM Peak Hour		AM 7-9				NOON 12-2				PM 4-6				Off Peak Volumes	
Volume	%	Volume	%	Volume	%	Volume	%	Volume	%	Volume	%	Volume	%	Volume	%
36	7%	33	11%	48	42%	12	3%	0	0%	0	0%	0	0%	0	0%
48	11%	9	3%	15	13%	18	5%	2	1%	0	0%	0	0%	152	33%
6	1%	9	3%	15	13%	18	5%	2	1%	0	0%	0	0%	0	0%
34	7%	71	16%	104	23%	68	15%	21	5%	14	3%	0	0%	304	67%
48	11%	9	2%	15	3%	18	4%	2	1%	0	0%	0	0%	164	36%
6	1%	9	2%	15	3%	18	4%	2	1%	0	0%	0	0%	51	11%
<b>All Classes</b>	<b>Volume</b>	<b>67</b>	<b>%</b>	<b>15%</b>	<b>Volume</b>	<b>67</b>	<b>%</b>	<b>15%</b>	<b>Volume</b>	<b>80</b>	<b>%</b>	<b>18%</b>	<b>Volume</b>	<b>242</b>	<b>%</b>

Street Name	Direction	Percentiles					
		15th	50th	Average	85th	95th	ADT
SW 49th St	East Bound	16	23	22	29	33	456
SW 49th St	West Bound	15	20	19	24	28	454

Time	< 15	15 - 19	20 - 24	25 - 29	30 - 34	35 - 39	40 - 44	45 - 49	50 - 54	55 - 59	60 - 64	65 - 69	70 +	Total
00:00 AM	0	1	2	0	0	0	0	0	0	0	0	0	0	3
00:15	0	0	0	0	0	0	0	0	0	0	0	0	0	0
00:30	0	0	0	0	0	0	0	0	0	0	0	0	0	0
00:45	0	2	0	0	0	0	0	0	0	0	0	0	0	2
01:00	0	0	0	0	0	0	0	0	0	0	0	0	0	0
01:15	0	0	0	0	0	0	0	0	0	0	0	0	0	0
01:30	0	0	0	0	0	0	0	0	0	0	0	0	0	0
01:45	0	0	0	0	0	0	0	0	0	0	0	0	0	0
02:00	0	0	0	0	0	0	0	0	0	0	0	0	0	0
02:15	0	0	0	0	0	0	0	0	0	0	0	0	0	0
02:30	0	0	0	0	0	0	0	0	0	0	0	0	0	0
02:45	0	0	0	0	0	0	0	0	0	0	0	0	0	0
03:00	0	0	0	0	0	0	0	0	0	0	0	0	0	0
03:15	0	0	0	0	0	0	0	0	0	0	0	0	0	0
03:30	0	0	0	0	0	0	0	0	0	0	0	0	0	0
03:45	0	0	0	0	0	0	0	0	0	0	0	0	0	0
04:00	0	0	0	0	0	0	0	0	0	0	0	0	0	0
04:15	0	0	0	0	0	0	0	0	0	0	0	0	0	0
04:30	0	0	0	0	0	0	0	0	0	0	0	0	0	0
04:45	0	0	1	0	0	0	0	0	0	0	0	0	0	1
05:00	0	0	0	0	0	0	0	0	0	0	0	0	0	0
05:15	0	0	3	1	0	0	0	0	0	0	0	0	0	4
05:30	1	0	0	0	0	0	0	0	0	0	0	0	0	1
05:45	0	1	0	0	0	0	0	0	0	0	0	0	0	1
06:00	0	1	2	1	0	0	0	0	0	0	0	0	0	4
06:15	0	0	0	0	0	0	0	0	0	0	0	0	0	0
06:30	1	0	0	0	0	0	0	0	0	0	0	0	0	1
06:45	0	0	2	1	0	0	0	0	0	0	0	0	0	3
07:00	0	4	0	0	0	0	0	0	0	0	0	0	0	4
07:15	1	1	1	0	0	0	0	0	0	0	0	0	0	3
07:30	2	4	6	0	0	0	0	0	0	0	0	0	0	12
07:45	1	2	2	1	0	0	0	0	0	0	0	0	0	6
08:00	0	3	3	1	0	0	0	0	0	0	0	0	0	7
08:15	0	1	3	2	0	0	0	0	0	0	0	0	0	6
08:30	0	0	2	0	0	0	0	0	0	0	0	0	0	2
08:45	1	3	2	0	0	0	0	0	0	0	0	0	0	6
09:00	2	1	2	0	0	0	0	0	0	0	0	0	0	5
09:15	1	1	2	1	0	0	0	0	0	0	0	0	0	5
09:30	1	3	5	1	0	0	0	0	0	0	0	0	0	10
09:45	3	2	1	1	0	0	0	0	0	0	0	0	0	7
10:00	1	3	4	0	1	0	0	0	0	0	0	0	0	9
10:15	1	0	5	1	0	0	0	0	0	0	0	0	0	7
10:30	3	2	2	0	0	0	0	0	0	0	0	0	0	7
10:45	1	4	3	0	0	0	0	0	0	0	0	0	0	8
11:00	0	1	1	3	0	0	0	0	0	0	0	0	0	5
11:15	1	1	5	0	0	0	0	0	0	0	0	0	0	7
11:30	0	3	2	1	0	0	0	0	0	0	0	0	0	6
11:45	1	2	0	0	0	0	0	0	0	0	0	0	0	3
12:00 PM	2	4	3	0	0	0	0	0	0	0	0	0	0	10
12:15	0	5	1	0	0	0	0	0	0	0	0	0	0	6
12:30	0	0	1	0	0	0	0	0	0	0	0	0	0	1
12:45	1	4	2	0	0	0	0	0	0	0	0	0	0	7
13:00	1	2	2	1	1	0	0	0	0	0	0	0	0	7
13:15	2	2	5	0	0	0	0	0	0	0	0	0	0	9
13:30	0	2	2	0	0	0	0	0	0	0	0	0	0	4
13:45	3	3	2	1	0	0	0	0	0	0	0	0	0	9
14:00	0	7	4	0	1	0	0	0	0	0	0	0	0	12
14:15	3	4	0	0	0	0	0	0	0	0	0	0	0	7
14:30	0	1	2	1	0	0	0	0	0	0	0	0	0	4
14:45	1	5	5	0	0	0	0	0	0	0	0	0	0	11
15:00	1	2	2	0	0	0	0	0	0	0	0	0	0	5
15:15	1	2	2	0	0	0	0	0	0	0	0	0	0	5
15:30	0	10	2	0	0	0	0	0	0	0	0	0	0	12
15:45	2	6	2	0	0	0	0	0	0	0	0	0	0	10
16:00	3	1	1	1	0	0	0	0	0	0	0	0	0	6
16:15	2	6	5	1	0	0	0	0	0	0	0	0	0	14
16:30	1	4	3	1	0	0	0	0	0	0	0	0	0	9
16:45	2	4	2	2	1	0	0	0	0	0	0	0	0	11
17:00	0	5	5	2	0	0	0	0	0	0	0	0	0	12
17:15	3	2	1	1	0	0	0	0	0	0	0	0	0	7
17:30	0	4	3	0	0	0	0	0	0	0	0	0	0	7
17:45	0	2	7	0	0	0	0	0	0	0	0	0	0	9
18:00	0	1	1	1	0	0	0	0	0	0	0	0	0	3
18:15	1	4	2	0	0	0	0	0	0	0	0	0	0	7
18:30	3	3	3	2	1	0	0	0	0	0	0	0	0	12
18:45	2	3	6	0	0	0	0	0	0	0	0	0	0	11
19:00	0	3	6	2	0	0	0	0	0	0	0	0	0	11
19:15	1	2	5	0	0	0	0	0	0	0	0	0	0	8
19:30	0	1	3	2	0	0	0	0	0	0	0	0	0	6
19:45	0	2	1	1	0	0	0	0	0	0	0	0	0	4
20:00	2	2	3	0	0	0	0	0	0	0	0	0	0	7
20:15	1	2	1	0	0	0	0	0	0	0	0	0	0	4
20:30	0	2	1	0	0	0	0	0	0	0	0	0	0	3
20:45	1	4	4	0	0	0	0	0	0	0	0	0	0	9
21:00	0	1	1	0	0	0	0	0	0	0	0	0	0	2
21:15	0	0	2	1	0	0	0	0	0	0	0	0	0	3
21:30	0	2	1	0	0	0	0	0	0	0	0	0	0	3
21:45	0	4	1	0	0	0	0	0	0	0	0	0	0	5
22:00	1	3	1	0	0	0	0	0	0	0	0	0	0	5
22:15	0	1	0	0	0	0	0	0	0	0	0	0	0	1
22:30	0	0	2	1	0	0	0	0	0	0	0	0	0	3
22:45	0	0	0	0	0	0	0	0	0	0	0	0	0	0
23:00	0	0	1	2	0	0	0	0	0	0	0	0	0	3
23:15	0	1	0	0	0	0	0	0	0	0	0	0	0	1
23:30	0	0	2	0	0	0	0	0	0	0	0	0	0	2
23:45	0	0	0	0	0	0	0	0	0	0	0	0	0	0
<b>Totals</b>	<b>62</b>	<b>174</b>	<b>170</b>	<b>42</b>	<b>6</b>									<b>454</b>
% of Totals	14%	38%	37%	9%	1%									100%
<b>AM Volumes</b>	22	46	59	15	1	0	0	0	0	0	0	0	0	143
% AM	5%	10%	13%	3%	0%									31%
AM Peak Hour	09:45	11:30	09:30	07:30	09:15									09:30
Volume	8	14	15	4	1									33
<b>PM Volumes</b>	40	128	111	27	5	0	0	0	0	0	0	0	0	311
% PM	9%	28%	24%	6%	1%									69%
PM Peak Hour	15:45	15:30	18:30	16:45	12:45									16:45
Volume	8	23	20	5	1									46
<b>Directional Peak Periods</b>														
All Classes	Volume	%	Volume	%	Volume	%	Volume	%						
	46	10%	53	12%	75	17%	280	62%						

Street Name	Direction	Percentiles					
		15th	50th	Average	85th	95th	ADT
SW 49th St	East Bound	16	23	22	29	33	456
SW 49th St	West Bound	15	20	19	24	28	454

**SPEED**

SW 49th St W/O SW 95th Ave

Day: Wednesday  
Date: 6/7/2023

City: Cooper City  
Project #: FL23\_140259\_024

**Summary**

Time	< 15	15 - 19	20 - 24	25 - 29	30 - 34	35 - 39	40 - 44	45 - 49	50 - 54	55 - 59	60 - 64	65 - 69	70 +	Total
00:00 AM	0	1	3	0	0	0	0	0	0	0	0	0	0	4
00:15	0	0	0	0	0	0	0	0	0	0	0	0	0	0
00:30	0	0	0	0	0	0	0	0	0	0	0	0	0	0
00:45	0	2	1	0	0	0	0	0	0	0	0	0	0	3
01:00	0	0	0	0	0	0	0	0	0	0	0	0	0	0
01:15	0	0	0	0	0	0	0	0	0	0	0	0	0	0
01:30	0	0	0	0	0	0	0	0	0	0	0	0	0	0
01:45	0	0	0	0	0	0	0	0	0	0	0	0	0	0
02:00	0	0	1	0	0	0	0	0	0	0	0	0	0	1
02:15	0	0	0	0	0	0	0	0	0	0	0	0	0	0
02:30	0	0	0	0	0	0	0	0	0	0	0	0	0	0
02:45	0	0	0	0	0	0	0	0	0	0	0	0	0	0
03:00	0	0	0	0	0	0	0	0	0	0	0	0	0	0
03:15	0	1	0	0	0	0	0	0	0	0	0	0	0	1
03:30	0	0	0	0	0	0	0	0	0	0	0	0	0	0
03:45	0	0	0	0	0	0	0	0	0	0	0	0	0	0
04:00	0	0	0	0	0	0	0	0	0	0	0	0	0	0
04:15	0	0	0	0	0	0	0	0	0	0	0	0	0	0
04:30	0	0	0	0	0	0	0	0	0	0	0	0	0	0
04:45	0	0	1	0	0	0	0	0	0	0	0	0	0	1
05:00	0	0	0	0	0	0	0	0	0	0	0	0	0	0
05:15	0	0	3	1	2	0	0	0	0	0	0	0	0	3
05:30	1	0	0	0	0	0	0	0	0	0	0	0	0	1
05:45	0	1	0	0	0	0	0	0	0	0	0	0	0	1
06:00	0	1	3	1	0	0	0	0	0	0	0	0	0	5
06:15	0	1	1	0	0	0	0	0	0	0	0	0	0	2
06:30	2	0	1	0	0	0	0	0	0	0	0	0	0	4
06:45	0	0	4	2	0	0	0	0	0	0	0	0	0	6
07:00	1	6	2	1	0	0	0	0	0	0	0	0	0	10
07:15	4	3	1	1	0	0	0	0	0	0	0	0	0	9
07:30	2	6	10	6	3	0	0	0	0	0	0	0	0	27
07:45	1	2	9	5	1	0	0	0	0	0	0	0	0	18
08:00	0	4	4	4	1	1	0	0	0	0	0	0	0	14
08:15	2	2	6	5	0	1	0	0	0	0	0	0	0	16
08:30	0	2	4	0	1	0	0	0	0	0	0	0	0	7
08:45	2	4	3	3	0	0	0	0	0	0	0	0	0	12
09:00	3	2	2	3	0	0	0	0	0	0	0	0	0	10
09:15	5	2	5	2	0	0	0	0	0	0	0	0	0	14
09:30	1	5	7	3	1	0	0	0	0	0	0	0	0	17
09:45	3	4	5	2	1	0	0	0	0	0	0	0	0	15
10:00	2	5	4	2	1	0	0	0	0	0	0	0	0	14
10:15	2	0	5	1	1	0	0	0	0	0	0	0	0	9
10:30	3	5	4	2	0	1	0	0	0	0	0	0	0	15
10:45	1	6	6	1	0	0	0	0	0	0	0	0	0	14
11:00	0	2	3	4	0	0	0	0	0	0	0	0	0	9
11:15	1	4	6	3	1	0	0	0	0	0	0	0	0	15
11:30	1	4	3	2	0	0	0	0	0	0	0	0	0	10
11:45	1	2	2	2	1	0	0	0	0	0	0	0	0	8
12:00 PM	2	9	5	4	0	0	0	0	0	0	0	0	0	20
12:15	2	6	3	2	0	0	0	0	0	0	0	0	0	13
12:30	0	1	3	0	0	0	0	0	0	0	0	0	0	4
12:45	2	6	4	1	0	0	0	0	0	0	0	0	0	13
13:00	4	6	3	3	2	0	0	0	0	0	0	0	0	18
13:15	2	5	7	0	1	0	0	0	0	0	0	0	0	15
13:30	0	3	6	5	1	0	0	0	0	0	0	0	0	15
13:45	3	6	8	7	1	0	0	0	0	0	0	0	0	25
14:00	1	8	7	3	1	0	0	0	0	0	0	0	0	20
14:15	5	9	1	1	0	0	0	0	0	0	0	0	0	16
14:30	0	2	7	2	0	0	0	0	0	0	0	0	0	11
14:45	3	6	6	2	0	0	0	0	0	0	0	0	0	17
15:00	1	5	4	2	0	0	0	0	0	0	0	0	0	12
15:15	1	3	4	1	2	0	0	0	0	0	0	0	0	11
15:30	2	12	4	4	0	1	0	0	0	0	0	0	0	23
15:45	3	7	4	3	0	0	0	0	0	0	0	0	0	17
16:00	3	1	4	3	1	0	0	0	0	0	0	0	0	12
16:15	3	8	7	4	0	0	0	0	0	0	0	0	0	22
16:30	2	4	7	1	0	0	0	0	0	0	0	0	0	14
16:45	4	4	6	6	2	0	0	0	0	0	0	0	0	22
17:00	1	6	7	4	0	0	0	0	0	0	0	0	0	18
17:15	5	4	8	4	2	1	0	0	0	0	0	0	0	24
17:30	0	10	12	1	1	0	0	0	0	0	0	0	0	24
17:45	0	3	10	5	1	0	0	0	0	0	0	0	0	19
18:00	0	3	2	2	2	1	0	0	0	0	0	0	0	10
18:15	2	6	5	1	2	0	0	0	0	0	0	0	0	16
18:30	3	3	6	2	1	1	0	0	0	0	0	0	0	16
18:45	5	5	9	5	0	1	0	0	0	0	0	0	0	25
19:00	2	4	7	2	0	0	0	0	0	0	0	0	0	15
19:15	2	4	6	2	0	0	0	0	0	0	0	0	0	14
19:30	0	5	7	4	0	0	0	0	0	0	0	0	0	16
19:45	1	4	4	2	0	0	0	0	0	0	0	0	0	11
20:00	2	2	3	1	0	0	0	0	0	0	0	0	0	8
20:15	2	2	2	0	0	1	0	0	0	0	0	0	0	7
20:30	1	4	3	1	0	0	0	0	0	0	0	0	0	10
20:45	1	7	4	0	0	0	0	0	0	0	0	0	0	12
21:00	0	2	0	0	0	0	0	0	0	0	0	0	0	4
21:15	2	0	3	1	0	0	0	0	0	0	0	0	0	6
21:30	0	2	2	0	0	0	0	0	0	0	0	0	0	4
21:45	0	4	2	0	0	0	0	0	0	0	0	0	0	6
22:00	1	5	2	1	0	0	0	0	0	0	0	0	0	9
22:15	0	1	0	0	0	0	0	0	0	0	0	0	0	1
22:30	1	0	2	1	0	0	0	0	0	0	0	0	0	4
22:45	0	0	0	0	2	0	0	0	0	0	0	0	0	2
23:00	0	0	1	2	0	0	0	0	0	0	0	0	0	3
23:15	0	1	1	0	0	0	0	0	0	0	0	0	0	2
23:30	0	0	2	0	0	0	0	0	0	0	0	0	0	2
23:45	0	1	1	0	0	0	0	0	0	0	0	0	0	2
<b>Totals</b>	<b>112</b>	<b>276</b>	<b>322</b>	<b>152</b>	<b>39</b>	<b>9</b>								<b>910</b>
% of Totals	12%	30%	35%	17%	4%	1%								100%

Directional Peak Periods	AM 7-9	NOON 12-2	PM 4-6	Off Peak Volumes
All Classes	Volume 113	Volume 120	Volume 155	Volume 522
	% 12%	% 13%	% 17%	% 57%

Street Name	Direction	15th	50th	Average	85th	95th	ADT
SW 49th St	Summary	15	21	21	27	30	910

# SPEED

SW 49th St W/O SW 95th Ave

Day: Wednesday

Date: 6/7/2023

City: Cooper City

Project #: FL23\_140259\_024e

## East Bound

Time	< 15	15 - 19	20 - 24	25 - 29	30 - 34	35 - 39	40 - 44	45 - 49	50 - 54	55 - 59	60 - 64	65 - 69	70 +	Total
00:00 AM	0	0	2	0	0	0	0	0	0	0	0	0	0	2
01:00	0	0	0	0	0	0	0	0	0	0	0	0	0	0
02:00	0	0	1	0	0	0	0	0	0	0	0	0	0	1
03:00	0	1	0	0	0	0	0	0	0	0	0	0	0	1
04:00	0	0	0	0	0	0	0	0	0	0	0	0	0	0
05:00	0	0	0	1	0	0	0	0	0	0	0	0	0	1
06:00	1	1	5	2	0	0	0	0	0	0	0	0	0	9
07:00	4	6	13	12	4	0	0	0	0	0	0	0	0	39
08:00	3	5	7	9	2	2	0	0	0	0	0	0	0	28
09:00	5	6	9	7	2	0	0	0	0	0	0	0	0	29
10:00	2	7	5	4	2	1	0	0	0	0	0	0	0	21
11:00	1	5	6	7	2	0	0	0	0	0	0	0	0	21
12:00 PM	3	9	8	6	0	0	0	0	0	0	0	0	0	26
13:00	3	11	13	9	5	0	0	0	0	0	0	0	0	41
14:00	5	8	10	7	0	0	0	0	0	0	0	0	0	30
15:00	3	7	8	10	2	1	0	0	0	0	0	0	0	31
16:00	4	2	13	9	2	0	0	0	0	0	0	0	0	30
17:00	3	10	21	11	4	1	0	0	0	0	0	0	0	50
18:00	4	6	10	7	4	3	0	0	0	0	0	0	0	34
19:00	4	9	9	5	0	0	0	0	0	0	0	0	0	27
20:00	2	5	5	3	2	1	0	0	0	0	0	0	0	18
21:00	2	1	4	0	0	0	0	0	0	0	0	0	0	7
22:00	1	2	1	1	2	0	0	0	0	0	0	0	0	7
23:00	0	1	2	0	0	0	0	0	0	0	0	0	0	3
<b>Totals</b>	<b>50</b>	<b>102</b>	<b>152</b>	<b>110</b>	<b>33</b>	<b>9</b>								<b>456</b>
<b>% of Totals</b>	11%	22%	33%	24%	7%	2%								100%

<b>AM Volumes</b>	16	31	48	42	12	3	0	0	0	0	0	0	0	152
<b>% AM</b>	4%	7%	11%	9%	3%	1%								33%
<b>AM Peak Hour</b>	09:00	10:00	07:00	07:00	07:00	08:00								07:00
<b>Volume</b>	5	7	13	12	4	2								39
<b>PM Volumes</b>	34	71	104	68	21	6	0	0	0	0	0	0	0	304
<b>% PM</b>	7%	16%	23%	15%	5%	1%								67%
<b>PM Peak Hour</b>	14:00	13:00	17:00	17:00	13:00	18:00								17:00
<b>Volume</b>	5	11	21	11	5	3								50

Directional Peak Periods All Speeds	AM 7-9		NOON 12-2		PM 4-6		Off Peak Volumes	
	Volume	%	Volume	%	Volume	%	Volume	%
	67	↔ 15%	67	↔ 15%	80	↔ 18%	242	↔ 53%

Street Name	Direction	Percentiles					ADT
		15th	50th	Average	85th	95th	
SW 49th St	East Bound	16	23	22	29	33	456
SW 49th St	West Bound	15	20	19	24	28	454



# SPEED

SW 49th St W/O SW 95th Ave

Day: Wednesday

Date: 6/7/2023

City: Cooper City

Project #: FL23\_140259\_024w

## West Bound

Time	< 15	15 - 19	20 - 24	25 - 29	30 - 34	35 - 39	40 - 44	45 - 49	50 - 54	55 - 59	60 - 64	65 - 69	70 +	Total
00:00 AM	0	3	2	0	0	0	0	0	0	0	0	0	0	5
01:00	0	0	0	0	0	0	0	0	0	0	0	0	0	0
02:00	0	0	0	0	0	0	0	0	0	0	0	0	0	0
03:00	0	0	0	0	0	0	0	0	0	0	0	0	0	0
04:00	0	0	1	0	0	0	0	0	0	0	0	0	0	1
05:00	1	1	1	1	0	0	0	0	0	0	0	0	0	4
06:00	1	1	4	2	0	0	0	0	0	0	0	0	0	8
07:00	4	11	9	1	0	0	0	0	0	0	0	0	0	25
08:00	1	7	10	3	0	0	0	0	0	0	0	0	0	21
09:00	7	7	10	3	0	0	0	0	0	0	0	0	0	27
10:00	6	9	14	1	1	0	0	0	0	0	0	0	0	31
11:00	2	7	8	4	0	0	0	0	0	0	0	0	0	21
12:00 PM	3	13	7	1	0	0	0	0	0	0	0	0	0	24
13:00	6	9	11	2	1	0	0	0	0	0	0	0	0	29
14:00	4	17	11	1	1	0	0	0	0	0	0	0	0	34
15:00	4	20	8	0	0	0	0	0	0	0	0	0	0	32
16:00	8	15	11	5	1	0	0	0	0	0	0	0	0	40
17:00	3	13	16	3	0	0	0	0	0	0	0	0	0	35
18:00	6	11	12	3	1	0	0	0	0	0	0	0	0	33
19:00	1	8	15	5	0	0	0	0	0	0	0	0	0	29
20:00	4	10	9	3	1	0	0	0	0	0	0	0	0	27
21:00	0	7	5	1	0	0	0	0	0	0	0	0	0	13
22:00	1	4	3	1	0	0	0	0	0	0	0	0	0	9
23:00	0	1	3	2	0	0	0	0	0	0	0	0	0	6
<b>Totals</b>	<b>62</b>	<b>174</b>	<b>170</b>	<b>42</b>	<b>6</b>									<b>454</b>
<b>% of Totals</b>	14%	38%	37%	9%	1%									100%

<b>AM Volumes</b>	22	46	59	15	1	0	0	0	0	0	0	0	0	143
<b>% AM</b>	5%	10%	13%	3%	0%									31%
<b>AM Peak Hour</b>	09:00	07:00	10:00	11:00	10:00									10:00
<b>Volume</b>	7	11	14	4	1									31
<b>PM Volumes</b>	40	128	111	27	5	0	0	0	0	0	0	0	0	311
<b>% PM</b>	9%	28%	24%	6%	1%									69%
<b>PM Peak Hour</b>	16:00	15:00	17:00	16:00	13:00									16:00
<b>Volume</b>	8	20	16	5	1									40

Directional Peak Periods All Speeds	AM 7-9		NOON 12-2		PM 4-6		Off Peak Volumes	
	Volume	%	Volume	%	Volume	%	Volume	%
	46	↔ 10%	53	↔ 12%	75	↔ 17%	280	↔ 62%

Street Name	Direction	Percentiles					ADT
		15th	50th	Average	85th	95th	
SW 49th St	East Bound	16	23	22	29	33	456
SW 49th St	West Bound	15	20	19	24	28	454

# SPEED

SW 49th St W/O SW 95th Ave

Day: Wednesday

Date: 6/7/2023

City: Cooper City

Project #: FL23\_140259\_024

## Summary

Time	< 15	15 - 19	20 - 24	25 - 29	30 - 34	35 - 39	40 - 44	45 - 49	50 - 54	55 - 59	60 - 64	65 - 69	70 +	Total
00:00 AM	0	3	4	0	0	0	0	0	0	0	0	0	0	7
01:00	0	0	0	0	0	0	0	0	0	0	0	0	0	0
02:00	0	0	1	0	0	0	0	0	0	0	0	0	0	1
03:00	0	1	0	0	0	0	0	0	0	0	0	0	0	1
04:00	0	0	1	0	0	0	0	0	0	0	0	0	0	1
05:00	1	1	1	2	0	0	0	0	0	0	0	0	0	5
06:00	2	2	9	4	0	0	0	0	0	0	0	0	0	17
07:00	8	17	22	13	4	0	0	0	0	0	0	0	0	64
08:00	4	12	17	12	2	2	0	0	0	0	0	0	0	49
09:00	12	13	19	10	2	0	0	0	0	0	0	0	0	56
10:00	8	16	19	5	3	1	0	0	0	0	0	0	0	52
11:00	3	12	14	11	2	0	0	0	0	0	0	0	0	42
12:00 PM	6	22	15	7	0	0	0	0	0	0	0	0	0	50
13:00	9	20	24	11	6	0	0	0	0	0	0	0	0	70
14:00	9	25	21	8	1	0	0	0	0	0	0	0	0	64
15:00	7	27	16	10	2	1	0	0	0	0	0	0	0	63
16:00	12	17	24	14	3	0	0	0	0	0	0	0	0	70
17:00	6	23	37	14	4	1	0	0	0	0	0	0	0	85
18:00	10	17	22	10	5	3	0	0	0	0	0	0	0	67
19:00	5	17	24	10	0	0	0	0	0	0	0	0	0	56
20:00	6	15	14	6	3	1	0	0	0	0	0	0	0	45
21:00	2	8	9	1	0	0	0	0	0	0	0	0	0	20
22:00	2	6	4	2	2	0	0	0	0	0	0	0	0	16
23:00	0	2	5	2	0	0	0	0	0	0	0	0	0	9
<b>Totals</b>	<b>112</b>	<b>276</b>	<b>322</b>	<b>152</b>	<b>39</b>	<b>9</b>								<b>910</b>
<b>% of Totals</b>	<b>12%</b>	<b>30%</b>	<b>35%</b>	<b>17%</b>	<b>4%</b>	<b>1%</b>								<b>100%</b>

<b>AM Volumes</b>	38	77	107	57	13	3	0	0	0	0	0	0	0	295
<b>% AM</b>	4%	8%	12%	6%	1%	0%								32%
<b>AM Peak Hour</b>	09:00	07:00	07:00	07:00	07:00	08:00								07:00
<b>Volume</b>	12	17	22	13	4	2								64
<b>PM Volumes</b>	74	199	215	95	26	6	0	0	0	0	0	0	0	615
<b>% PM</b>	8%	22%	24%	10%	3%	1%								68%
<b>PM Peak Hour</b>	16:00	15:00	17:00	16:00	13:00	18:00								17:00
<b>Volume</b>	12	27	37	14	6	3								85

Directional Peak Periods All Speeds	AM 7-9		NOON 12-2		PM 4-6		Off Peak Volumes	
	Volume	%	Volume	%	Volume	%	Volume	%
	113	↔ 12%	120	↔ 13%	155	↔ 17%	522	↔ 57%

Street Name	Direction	Percentiles					ADT
		15th	50th	Average	85th	95th	
SW 49th St	Summary	15	21	21	27	30	910

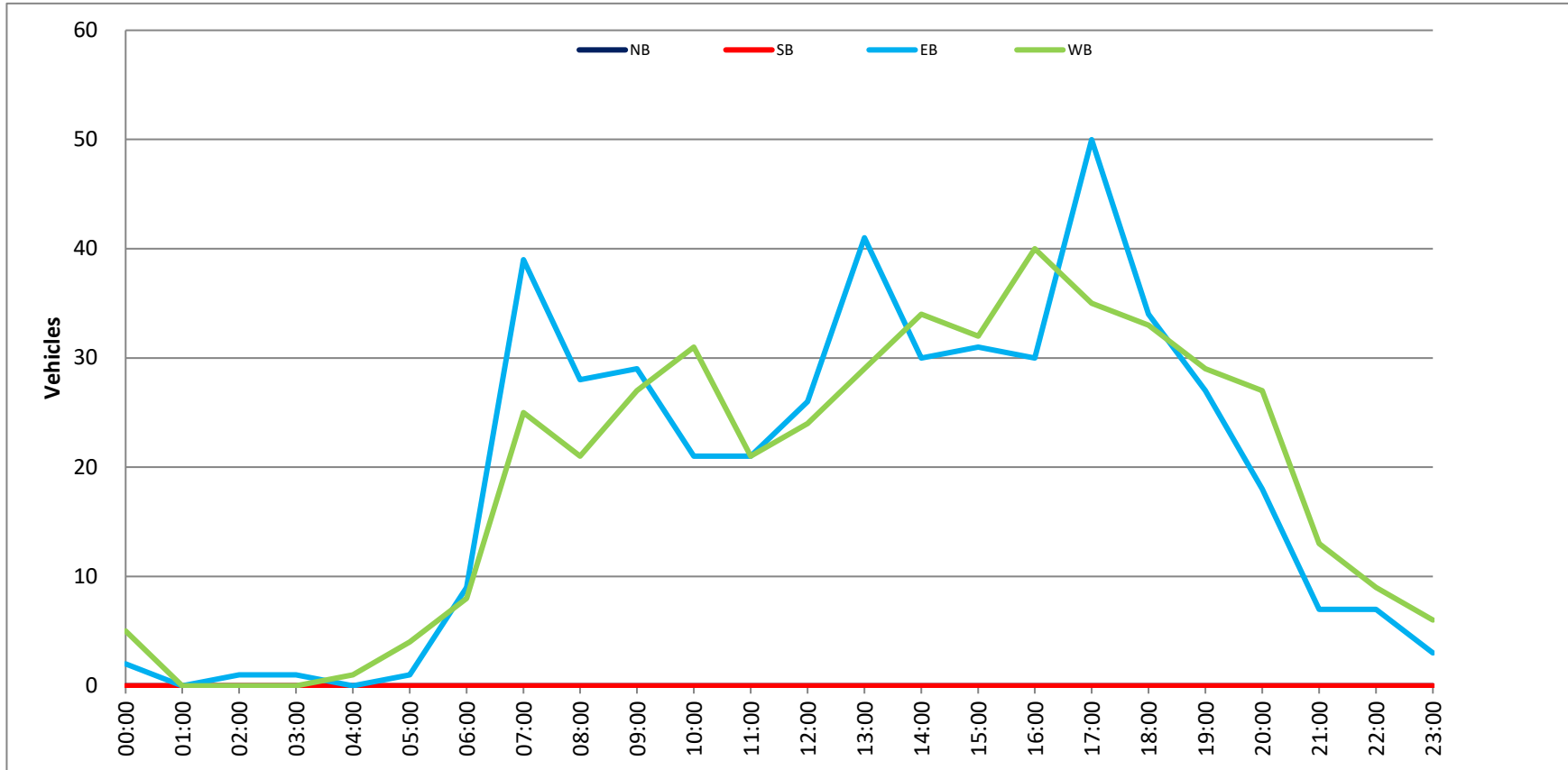
**VOLUME**

SW 49th St W/O SW 95th Ave

Day: Wednesday  
Date: 6/7/2023

City: Cooper City  
Project #: FL23\_140259\_024

DAILY TOTALS										NB		SB		EB		WB		TOTAL		
										0		0		456		454		910		
AM Period	NB	SB	EB	WB	TOTAL	PMI Period	NB	SB	EB	WB	TOTAL									
00:15	0	0	1	3	4	12:00	0	0	10	10	20									
00:30	0	0	0	0	0	12:15	0	0	7	6	13									
00:45	0	0	2	5	7	12:30	0	0	3	1	4									
01:00	0	0	1	2	3	12:45	0	0	6	26	7	24								
01:15	0	0	0	0	0	13:00	0	0	11	7	18									
01:30	0	0	0	0	0	13:15	0	0	6	9	15									
01:45	0	0	0	0	0	13:30	0	0	8	4	12									
02:00	0	0	0	0	0	13:45	0	0	16	41	9	29								
02:15	0	0	1	0	1	14:00	0	0	16	12	20									
02:30	0	0	0	0	0	14:15	0	0	8	7	16									
02:45	0	0	0	0	0	14:30	0	0	7	4	11									
03:00	0	0	1	0	1	14:45	0	0	6	30	11	34								
03:15	0	0	0	0	0	15:00	0	0	7	7	12									
03:30	0	0	1	0	1	15:15	0	0	6	5	11									
03:45	0	0	0	0	0	15:30	0	0	11	12	23									
04:00	0	0	0	1	1	15:45	0	0	7	31	10	32								
04:15	0	0	0	0	0	16:00	0	0	6	6	12									
04:30	0	0	0	0	0	16:15	0	0	8	14	22									
04:45	0	0	0	0	0	16:30	0	0	5	9	14									
05:00	0	0	0	1	1	16:45	0	0	11	30	11	40								
05:15	0	0	0	0	0	17:00	0	0	6	12	18									
05:30	0	0	1	2	3	17:15	0	0	17	7	24									
05:45	0	0	0	1	1	17:30	0	0	17	7	24									
06:00	0	0	0	1	1	17:45	0	0	10	50	9	35								
06:15	0	0	1	4	5	18:00	0	0	7	7	3									
06:30	0	0	2	2	4	18:15	0	0	9	9	7									
06:45	0	0	3	1	4	18:30	0	0	4	12	16									
07:00	0	0	3	3	6	18:45	0	0	14	34	11	33								
07:15	0	0	6	4	10	19:00	0	0	4	11	15									
07:30	0	0	6	3	9	19:15	0	0	6	8	14									
07:45	0	0	15	12	27	19:30	0	0	10	6	16									
08:00	0	0	12	6	18	19:45	0	0	7	27	4	29								
08:15	0	0	7	7	14	20:00	0	0	1	7	8									
08:30	0	0	10	6	16	20:15	0	0	3	4	7									
08:45	0	0	5	2	7	20:30	0	0	11	7	18									
09:00	0	0	6	6	12	20:45	0	0	3	18	9	27								
09:15	0	0	5	5	10	21:00	0	0	2	2	4									
09:30	0	0	9	5	14	21:15	0	0	3	3	6									
09:45	0	0	7	10	17	21:30	0	0	1	3	4									
10:00	0	0	8	7	15	21:45	0	0	1	7	5	13								
10:15	0	0	29	7	27	22:00	0	0	1	4	5									
10:30	0	0	2	9	11	22:15	0	0	0	1	1									
10:45	0	0	8	7	15	22:30	0	0	0	0	0									
11:00	0	0	8	8	16	22:45	0	0	1	1	2									
11:15	0	0	21	5	26	23:00	0	0	2	3	3									
11:30	0	0	4	7	11	23:15	0	0	1	1	2									
11:45	0	0	8	6	14	23:30	0	0	0	0	0									
TOTALS	51.5%				152	48.5%				143	32.4%				304		311		615	
SPLIT %													49.4%		50.6%		67.6%			
DAILY TOTALS										NB		SB		EB		WB		Total		
										0		0		456		454		910		
AM Peak Hour	07:30				09:30				07:30											
AM Pk Volume	44				33				75											
Pk Hr Factor	0.733				0.825				0.694											
7 - 9 Volume	0				0				0											
7 - 9 Peak Hour	07:30				07:30				07:30											
7 - 9 Pk Volume	0				0				0											
Pk Hr Factor	0.733				0.646				0.694											
PM Peak Hour	16:45				16:15				16:45											
PM Pk Volume	51				46				88											
Pk Hr Factor	0.750				0.821				0.917											
4 - 6 Volume	0				0				0											
4 - 6 Peak Hour	16:45				16:45				16:15											
4 - 6 Pk Volume	0				0				0											
Pk Hr Factor	0.750				0.821				0.821											



Time	< 15	15 - 19	20 - 24	25 - 29	30 - 34	35 - 39	40 - 44	45 - 49	50 - 54	55 - 59	60 - 64	65 - 69	70 +	Total
00:00 AM	0	0	0	0	0	0	0	0	0	0	0	0	0	0
00:15	0	0	0	0	0	0	0	0	0	0	0	0	0	0
00:30	0	0	0	0	0	0	0	0	0	0	0	0	0	0
00:45	0	0	0	0	0	0	0	0	0	0	0	0	0	0
01:00	0	0	0	0	0	0	0	0	0	0	0	0	0	0
01:15	0	0	0	0	0	0	0	0	0	0	0	0	0	0
01:30	0	0	1	0	0	0	0	0	0	0	0	0	0	1
01:45	0	0	0	0	0	0	0	0	0	0	0	0	0	0
02:00	0	0	0	0	0	0	0	0	0	0	0	0	0	0
02:15	0	0	0	0	0	0	0	0	0	0	0	0	0	0
02:30	0	0	0	0	0	0	0	0	0	0	0	0	0	0
02:45	0	0	0	0	0	1	0	0	0	0	0	0	0	1
03:00	0	0	0	0	0	0	0	0	0	0	0	0	0	0
03:15	0	0	0	0	0	0	0	0	0	0	0	0	0	0
03:30	0	0	0	0	0	0	0	0	0	0	0	0	0	0
03:45	0	0	0	0	0	0	0	0	0	0	0	0	0	0
04:00	0	0	0	0	0	0	0	0	0	0	0	0	0	0
04:15	0	0	0	0	0	0	0	0	0	0	0	0	0	0
04:30	0	0	0	0	0	0	0	0	0	0	0	0	0	0
04:45	0	0	0	0	0	0	0	0	0	0	0	0	0	0
05:00	0	0	0	0	0	0	0	0	0	0	0	0	0	0
05:15	0	0	0	0	0	0	0	0	0	0	0	0	0	0
05:30	0	0	0	0	0	0	0	0	0	0	0	0	0	0
05:45	0	0	0	0	0	0	0	0	0	0	0	0	0	0
06:00	0	1	0	0	0	0	0	0	0	0	0	0	0	1
06:15	0	0	1	0	0	0	0	0	0	0	0	0	0	1
06:30	0	0	1	0	0	0	0	0	0	0	0	0	0	1
06:45	0	0	1	1	0	0	0	0	0	0	0	0	0	2
07:00	1	0	2	0	0	0	0	0	0	0	0	0	0	3
07:15	1	2	3	3	0	1	0	0	0	0	0	0	0	10
07:30	1	0	6	3	1	0	0	0	0	0	0	0	0	11
07:45	2	5	2	3	4	0	0	0	0	0	0	0	0	16
08:00	0	2	1	3	0	1	0	0	0	0	0	0	0	7
08:15	0	0	2	2	2	0	0	0	0	0	0	0	0	6
08:30	0	3	2	2	0	0	0	0	0	0	0	0	0	7
08:45	0	3	3	2	0	0	0	0	0	0	0	0	0	8
09:00	1	2	2	0	0	0	0	0	0	0	0	0	0	5
09:15	2	1	0	1	0	0	0	0	0	0	0	0	0	4
09:30	2	1	2	0	0	0	0	0	0	0	0	0	0	7
09:45	2	3	3	3	1	0	0	0	0	0	0	0	0	12
10:00	0	3	0	1	0	0	0	0	0	0	0	0	0	4
10:15	2	0	3	1	0	0	0	0	0	0	0	0	0	6
10:30	1	1	3	0	0	0	0	0	0	0	0	0	0	5
10:45	0	0	4	2	0	0	0	0	0	0	0	0	0	7
11:00	1	0	0	2	0	0	0	0	0	0	0	0	0	3
11:15	0	1	1	1	1	0	0	0	0	0	0	0	0	4
11:30	0	0	3	0	0	0	0	0	0	0	0	0	0	3
11:45	3	0	1	0	1	0	0	0	0	0	0	0	0	5
12:00 PM	2	0	1	2	1	0	0	0	0	0	0	0	0	6
12:15	0	2	4	2	0	1	0	0	0	0	0	0	0	9
12:30	1	3	0	3	1	1	0	0	0	0	0	0	0	9
12:45	2	1	2	0	0	0	0	0	0	0	0	0	0	5
13:00	1	3	2	3	0	0	0	0	0	0	0	0	0	9
13:15	4	1	1	1	0	0	0	0	0	0	0	0	0	7
13:30	1	1	6	2	0	0	0	0	0	0	0	0	0	10
13:45	0	3	2	0	0	0	0	0	0	0	0	0	0	5
14:00	3	2	2	2	2	0	0	0	0	0	0	0	0	11
14:15	1	0	1	0	0	0	0	0	0	0	0	0	0	2
14:30	1	1	4	0	0	0	0	0	0	0	0	0	0	6
14:45	0	2	2	4	0	0	0	0	0	0	0	0	0	8
15:00	2	1	4	1	0	0	0	0	0	0	0	0	0	8
15:15	1	1	1	2	1	0	0	0	0	0	0	0	0	6
15:30	0	1	3	3	0	0	0	0	0	0	0	0	0	7
15:45	0	1	4	1	0	0	0	0	0	0	0	0	0	6
16:00	1	1	1	6	2	1	0	0	0	0	0	0	0	12
16:15	1	0	4	5	0	0	0	0	0	0	0	0	0	10
16:30	3	2	3	4	0	0	0	0	0	0	0	0	0	12
16:45	0	1	3	1	0	0	0	0	0	0	0	0	0	5
17:00	1	1	2	4	1	0	0	0	0	0	0	0	0	9
17:15	0	2	2	1	0	0	0	0	0	0	0	0	0	7
17:30	0	2	1	0	0	0	0	0	0	0	0	0	0	3
17:45	1	3	2	1	1	0	0	0	0	0	0	0	0	8
18:00	0	1	2	4	0	0	0	0	0	0	0	0	0	7
18:15	0	2	11	1	0	0	0	0	0	0	0	0	0	14
18:30	2	1	2	1	0	0	0	0	0	0	0	0	0	6
18:45	1	6	2	1	0	0	0	0	0	0	0	0	0	10
19:00	3	3	2	0	0	0	0	0	0	0	0	0	0	8
19:15	1	1	1	3	0	0	0	0	0	0	0	0	0	6
19:30	1	0	2	3	0	0	0	0	0	0	0	0	0	6
19:45	2	0	3	2	0	0	0	0	0	0	0	0	0	7
20:00	1	4	1	1	0	0	0	0	0	0	0	0	0	7
20:15	0	0	1	0	1	0	0	0	0	0	0	0	0	2
20:30	1	2	2	0	0	0	0	0	0	0	0	0	0	6
20:45	0	0	1	3	0	0	0	0	0	0	0	0	0	4
21:00	0	4	0	0	0	0	0	0	0	0	0	0	0	4
21:15	0	0	0	0	0	0	0	0	0	0	0	0	0	0
21:30	1	0	1	1	0	1	0	0	0	0	0	0	0	4
21:45	0	0	2	1	0	0	0	0	0	0	0	0	0	3
22:00	2	1	0	0	1	0	0	0	0	0	0	0	0	4
22:15	0	0	0	0	0	0	0	0	0	0	0	0	0	0
22:30	0	0	0	0	1	0	0	0	0	0	0	0	0	1
22:45	0	0	0	0	0	0	0	0	0	0	0	0	0	0
23:00	1	0	1	0	0	0	0	0	0	0	0	0	0	2
23:15	1	0	0	0	0	0	0	0	0	0	0	0	0	2
23:30	0	0	0	0	0	0	0	0	0	0	0	0	0	0
23:45	0	1	0	0	0	0	0	0	0	0	0	0	0	1
<b>Totals</b>	<b>62</b>	<b>90</b>	<b>139</b>	<b>101</b>	<b>25</b>	<b>7</b>								<b>424</b>
% of Totals	15%	21%	33%	24%	6%	2%								100%

Directional Peak Periods	Volume	%	Volume	%	Volume	%	Volume	%
<b>AM Peak Hour</b>	68	16%	60	14%	66	16%	230	54%
<b>PM Peak Hour</b>	68	16%	60	14%	66	16%	230	54%

Street Name	Direction	15th	50th	Average	85th	95th	ADT
SW 49th St	East Bound	15	22	22	28	32	424
SW 49th St	West Bound	16	21	20	25	28	418

Time	< 15	15 - 19	20 - 24	25 - 29	30 - 34	35 - 39	40 - 44	45 - 49	50 - 54	55 - 59	60 - 64	65 - 69	70 +	Total
00:00 AM	0	0	1	0	0	0	0	0	0	0	0	0	0	1
00:15	0	0	1	0	0	0	0	0	0	0	0	0	0	1
00:30	0	0	0	0	0	0	0	0	0	0	0	0	0	0
00:45	0	0	0	0	0	0	0	0	0	0	0	0	0	0
01:00	0	0	0	0	0	0	0	0	0	0	0	0	0	0
01:15	0	0	0	0	0	0	0	0	0	0	0	0	0	0
01:30	0	0	0	0	0	0	0	0	0	0	0	0	0	0
01:45	0	0	0	0	0	0	0	0	0	0	0	0	0	0
02:00	0	0	0	0	0	0	0	0	0	0	0	0	0	0
02:15	0	0	0	0	0	0	0	0	0	0	0	0	0	0
02:30	0	1	0	0	0	0	0	0	0	0	0	0	0	1
02:45	0	0	0	0	0	0	0	0	0	0	0	0	0	0
03:00	0	0	0	0	0	0	0	0	0	0	0	0	0	0
03:15	0	1	0	0	0	0	0	0	0	0	0	0	0	1
03:30	0	0	0	0	0	0	0	0	0	0	0	0	0	0
03:45	0	0	0	0	0	0	0	0	0	0	0	0	0	0
04:00	0	0	0	0	0	0	0	0	0	0	0	0	0	0
04:15	0	0	0	0	0	0	0	0	0	0	0	0	0	0
04:30	0	0	0	0	0	0	0	0	0	0	0	0	0	0
04:45	0	0	1	0	0	0	0	0	0	0	0	0	0	1
05:00	0	0	0	0	0	0	0	0	0	0	0	0	0	0
05:15	0	1	0	0	0	0	0	0	0	0	0	0	0	1
05:30	1	0	0	0	0	0	0	0	0	0	0	0	0	1
05:45	0	0	0	0	0	0	0	0	0	0	0	0	0	0
06:00	0	0	0	0	0	0	0	0	0	0	0	0	0	0
06:15	0	0	1	0	0	0	0	0	0	0	0	0	0	1
06:30	1	1	2	0	0	0	0	0	0	0	0	0	0	4
06:45	0	0	4	1	0	0	0	0	0	0	0	0	0	5
07:00	0	3	3	0	0	0	0	0	0	0	0	0	0	6
07:15	1	5	0	0	0	0	0	0	0	0	0	0	0	6
07:30	2	2	3	4	0	0	0	0	0	0	0	0	0	11
07:45	0	2	8	2	0	0	0	0	0	0	0	0	0	12
08:00	1	3	4	3	0	0	0	0	0	0	0	0	0	11
08:15	0	3	4	0	0	0	0	0	0	0	0	0	0	7
08:30	1	1	1	1	0	0	0	0	0	0	0	0	0	4
08:45	0	2	3	2	0	0	0	0	0	0	0	0	0	7
09:00	1	2	0	1	0	0	0	0	0	0	0	0	0	4
09:15	1	0	2	0	0	0	0	0	0	0	0	0	0	3
09:30	0	0	5	1	0	0	0	0	0	0	0	0	0	6
09:45	2	2	0	0	0	0	0	0	0	0	0	0	0	4
10:00	0	1	2	2	0	0	0	0	0	0	0	0	0	5
10:15	0	4	5	1	0	0	0	0	0	0	0	0	0	10
10:30	0	1	3	0	0	0	0	0	0	0	0	0	0	4
10:45	0	0	2	1	0	0	0	0	0	0	0	0	0	3
11:00	1	0	0	0	0	0	0	0	0	0	0	0	0	1
11:15	0	2	5	0	0	0	0	0	0	0	0	0	0	7
11:30	0	3	3	0	0	0	0	0	0	0	0	0	0	6
11:45	1	3	2	0	0	0	0	0	0	0	0	0	0	6
12:00 PM	0	2	4	0	0	0	0	0	0	0	0	0	0	6
12:15	1	2	1	0	1	0	0	0	0	0	0	0	0	5
12:30	2	2	2	0	0	0	0	0	0	0	0	0	0	6
12:45	2	4	3	1	0	0	0	0	0	0	0	0	0	10
13:00	0	0	2	0	0	0	0	0	0	0	0	0	0	2
13:15	0	2	2	2	1	0	0	0	0	0	0	0	0	7
13:30	0	5	3	1	0	0	0	0	0	0	0	0	0	6
13:45	0	1	0	1	0	0	0	0	0	0	0	0	0	2
14:00	0	5	1	1	0	0	0	0	0	0	0	0	0	7
14:15	1	7	8	0	0	0	0	0	0	0	0	0	0	16
14:30	0	1	3	0	0	0	0	0	0	0	0	0	0	4
14:45	0	4	3	1	0	0	0	0	0	0	0	0	0	8
15:00	1	0	3	0	0	0	0	0	0	0	0	0	0	4
15:15	1	1	3	2	0	0	0	0	0	0	0	0	0	7
15:30	0	0	4	1	0	0	0	0	0	0	0	0	0	5
15:45	4	10	9	0	0	0	0	0	0	0	0	0	0	23
16:00	0	4	1	0	0	0	0	0	0	0	0	0	0	5
16:15	1	3	3	1	0	0	0	0	0	0	0	0	0	8
16:30	2	5	3	0	0	0	0	0	0	0	0	0	0	10
16:45	2	5	6	0	0	0	0	0	0	0	0	0	0	13
17:00	0	4	2	1	0	0	0	0	0	0	0	0	0	7
17:15	1	5	3	0	0	0	0	0	0	0	0	0	0	9
17:30	0	1	5	0	0	0	0	0	0	0	0	0	0	6
17:45	0	2	3	2	0	0	0	0	0	0	0	0	0	7
18:00	0	0	2	2	0	0	0	0	0	0	0	0	0	4
18:15	0	4	6	2	0	0	0	0	0	0	0	0	0	12
18:30	0	5	6	1	0	0	0	0	0	0	0	0	0	12
18:45	0	2	2	0	0	0	0	0	0	0	0	0	0	4
19:00	1	0	6	0	0	0	0	0	0	0	0	0	0	7
19:15	1	1	6	0	0	0	0	0	0	0	0	0	0	8
19:30	2	3	1	0	0	0	0	0	0	0	0	0	0	6
19:45	1	1	1	1	0	0	0	0	0	0	0	0	0	4
20:00	0	2	3	0	0	0	0	0	0	0	0	0	0	5
20:15	0	2	3	0	0	0	0	0	0	0	0	0	0	5
20:30	1	2	1	1	0	0	0	0	0	0	0	0	0	6
20:45	0	3	2	0	0	0	0	0	0	0	0	0	0	5
21:00	1	0	2	2	0	0	0	0	0	0	0	0	0	5
21:15	0	1	1	0	0	0	0	0	0	0	0	0	0	2
21:30	0	0	1	1	0	0	0	0	0	0	0	0	0	2
21:45	0	0	6	1	0	0	0	0	0	0	0	0	0	8
22:00	0	0	1	0	0	0	0	0	0	0	0	0	0	1
22:15	0	0	1	0	0	0	0	0	0	0	0	0	0	1
22:30	0	0	1	0	0	0	0	0	0	0	0	0	0	1
22:45	0	1	0	0	0	0	0	0	0	0	0	0	0	1
23:00	0	0	0	1	0	0	0	0	0	0	0	0	0	1
23:15	0	2	0	0	0	0	0	0	0	0	0	0	0	2
23:30	0	3	0	0	0	0	0	0	0	0	0	0	0	3
23:45	0	0	0	0	0	0	0	0	0	0	0	0	0	0
<b>Totals</b>	<b>38</b>	<b>149</b>	<b>186</b>	<b>43</b>	<b>2</b>									<b>418</b>
% of Totals	9%	36%	44%	10%	0%									100%

AM Peak Hour	Volume	AM Peak Hour	Volume	AM Peak Hour	Volume	AM Peak Hour	Volume	AM Peak Hour	Volume	AM Peak Hour	Volume	AM Peak Hour	Volume
07:15	4	07:30	12	07:45	19	08:00	3	08:15	1	08:30	1	08:45	1
PM Peak Hour	25	PM Peak Hour	100	PM Peak Hour	121	PM Peak Hour	24	PM Peak Hour	0	PM Peak Hour	0	PM Peak Hour	0
15:45	6%	15:45	25%	15:45	29%	15:45	6%	15:45	0%	15:45	0%	15:45	0%
Volume	7	Volume	22	Volume	20	Volume	1	Volume	1	Volume	1	Volume	1

Street Name	Direction	Percentiles					
		15th	50th	Average	85th	95th	ADT
SW 49th St	East Bound	15	22	22	28	32	424
SW 49th St	West Bound	16	21	20	25	28	418

Summary

Time	< 15	15 - 19	20 - 24	25 - 29	30 - 34	35 - 39	40 - 44	45 - 49	50 - 54	55 - 59	60 - 64	65 - 69	70 +	Total
00:00 AM	0	0	1	0	0	0	0	0	0	0	0	0	0	1
00:15	0	0	1	0	0	0	0	0	0	0	0	0	0	1
00:30	0	0	0	0	0	0	0	0	0	0	0	0	0	0
00:45	0	0	0	0	0	0	0	0	0	0	0	0	0	0
01:00	0	0	0	0	0	0	0	0	0	0	0	0	0	0
01:15	0	0	0	0	0	0	0	0	0	0	0	0	0	0
01:30	0	0	1	0	0	0	0	0	0	0	0	0	0	1
01:45	0	0	0	0	0	0	0	0	0	0	0	0	0	0
02:00	0	0	0	0	0	0	0	0	0	0	0	0	0	0
02:15	0	0	0	0	0	0	0	0	0	0	0	0	0	0
02:30	0	1	0	0	0	0	0	0	0	0	0	0	0	1
02:45	0	0	0	0	0	1	0	0	0	0	0	0	0	1
03:00	0	0	0	0	0	0	0	0	0	0	0	0	0	0
03:15	0	1	0	0	0	0	0	0	0	0	0	0	0	1
03:30	0	0	0	0	0	0	0	0	0	0	0	0	0	0
03:45	0	0	0	0	0	0	0	0	0	0	0	0	0	0
04:00	0	0	0	0	0	0	0	0	0	0	0	0	0	0
04:15	0	0	0	0	0	0	0	0	0	0	0	0	0	0
04:30	0	0	0	0	0	0	0	0	0	0	0	0	0	0
04:45	0	0	1	0	0	0	0	0	0	0	0	0	0	1
05:00	0	0	0	0	0	0	0	0	0	0	0	0	0	0
05:15	0	1	0	0	0	0	0	0	0	0	0	0	0	1
05:30	1	0	0	0	0	0	0	0	0	0	0	0	0	1
05:45	0	0	0	0	0	0	0	0	0	0	0	0	0	0
06:00	0	1	0	0	0	0	0	0	0	0	0	0	0	1
06:15	0	0	2	0	0	0	0	0	0	0	0	0	0	2
06:30	1	1	3	0	0	0	0	0	0	0	0	0	0	5
06:45	0	0	5	2	0	0	0	0	0	0	0	0	0	7
07:00	1	3	5	0	0	0	0	0	0	0	0	0	0	9
07:15	2	7	3	3	0	1	0	0	0	0	0	0	0	16
07:30	3	2	9	7	1	0	0	0	0	0	0	0	0	22
07:45	2	7	10	5	4	0	0	0	0	0	0	0	0	28
08:00	1	5	5	6	0	1	0	0	0	0	0	0	0	18
08:15	0	3	6	2	2	0	0	0	0	0	0	0	0	13
08:30	1	4	3	3	0	0	0	0	0	0	0	0	0	11
08:45	0	5	6	4	0	0	0	0	0	0	0	0	0	15
09:00	2	4	2	1	0	0	0	0	0	0	0	0	0	9
09:15	3	1	2	1	0	0	0	0	0	0	0	0	0	7
09:30	2	1	7	3	0	0	0	0	0	0	0	0	0	13
09:45	4	5	3	3	1	0	0	0	0	0	0	0	0	16
10:00	0	4	2	3	0	0	0	0	0	0	0	0	0	9
10:15	2	4	8	2	0	0	0	0	0	0	0	0	0	16
10:30	1	2	6	0	0	0	0	0	0	0	0	0	0	9
10:45	0	0	6	2	0	0	0	0	0	0	0	0	0	10
11:00	2	0	0	2	0	0	0	0	0	0	0	0	0	4
11:15	0	3	6	1	1	0	0	0	0	0	0	0	0	11
11:30	0	3	6	0	0	0	0	0	0	0	0	0	0	9
11:45	4	3	3	0	1	0	0	0	0	0	0	0	0	11
12:00 PM	2	4	5	2	1	0	0	0	0	0	0	0	0	12
12:15	1	4	5	2	1	1	0	0	0	0	0	0	0	14
12:30	3	5	2	3	1	1	0	0	0	0	0	0	0	15
12:45	4	5	5	1	0	0	0	0	0	0	0	0	0	15
13:00	1	3	4	3	0	0	0	0	0	0	0	0	0	11
13:15	4	3	3	3	1	0	0	0	0	0	0	0	0	14
13:30	1	6	7	2	0	0	0	0	0	0	0	0	0	16
13:45	0	4	2	1	0	0	0	0	0	0	0	0	0	7
14:00	3	7	3	3	2	0	0	0	0	0	0	0	0	18
14:15	2	7	9	0	0	0	0	0	0	0	0	0	0	18
14:30	1	2	7	0	0	0	0	0	0	0	0	0	0	10
14:45	0	6	5	5	0	0	0	0	0	0	0	0	0	16
15:00	3	1	7	1	0	0	0	0	0	0	0	0	0	12
15:15	2	2	4	4	1	0	0	0	0	0	0	0	0	13
15:30	0	1	7	4	0	0	0	0	0	0	0	0	0	12
15:45	4	11	13	1	0	0	0	0	0	0	0	0	0	29
16:00	1	5	2	6	2	1	0	0	0	0	0	0	0	17
16:15	2	3	7	6	0	0	0	0	0	0	0	0	0	18
16:30	5	7	6	4	0	0	0	0	0	0	0	0	0	22
16:45	2	6	9	1	0	0	0	0	0	0	0	0	0	18
17:00	1	5	4	5	1	0	0	0	0	0	0	0	0	16
17:15	1	7	5	2	1	0	0	0	0	0	0	0	0	16
17:30	0	3	6	0	0	0	0	0	0	0	0	0	0	9
17:45	1	5	5	3	1	0	0	0	0	0	0	0	0	15
18:00	0	1	4	6	0	0	0	0	0	0	0	0	0	11
18:15	0	6	17	3	0	0	0	0	0	0	0	0	0	26
18:30	2	6	8	2	0	0	0	0	0	0	0	0	0	18
18:45	1	8	4	1	0	0	0	0	0	0	0	0	0	14
19:00	4	3	8	0	0	0	0	0	0	0	0	0	0	15
19:15	2	2	7	3	0	0	0	0	0	0	0	0	0	14
19:30	3	3	3	3	0	0	0	0	0	0	0	0	0	12
19:45	3	1	4	3	0	0	0	0	0	0	0	0	0	11
20:00	1	6	4	1	0	0	0	0	0	0	0	0	0	12
20:15	0	2	4	1	0	0	0	0	0	0	0	0	0	7
20:30	2	4	3	4	0	0	0	0	0	0	0	0	0	9
20:45	0	3	3	3	0	0	0	0	0	0	0	0	0	9
21:00	1	4	2	2	0	0	0	0	0	0	0	0	0	9
21:15	0	1	1	0	0	0	0	0	0	0	0	0	0	2
21:30	1	0	2	2	0	1	0	0	0	0	0	0	0	6
21:45	0	0	2	2	0	0	0	0	0	0	0	0	0	4
22:00	2	1	1	0	1	0	0	0	0	0	0	0	0	5
22:15	0	0	1	0	0	0	0	0	0	0	0	0	0	1
22:30	0	0	1	0	1	0	0	0	0	0	0	0	0	2
22:45	0	1	0	0	0	0	0	0	0	0	0	0	0	1
23:00	1	0	1	1	0	0	0	0	0	0	0	0	0	3
23:15	1	2	1	0	0	0	0	0	0	0	0	0	0	4
23:30	0	3	0	0	0	0	0	0	0	0	0	0	0	3
23:45	0	1	0	0	0	0	0	0	0	0	0	0	0	1
<b>Totals</b>	<b>100</b>	<b>238</b>	<b>325</b>	<b>144</b>	<b>27</b>	<b>7</b>								<b>842</b>
<b>% of Totals</b>	<b>12%</b>	<b>28%</b>	<b>39%</b>	<b>17%</b>	<b>3%</b>	<b>1%</b>								<b>100%</b>

Directional Peak Periods	AM 7-9	NOON 12-2	PM 4-6	Off Peak Volumes
All Classes	Volume 132	Volume 104	Volume 131	Volume 475
	% 16%	% 12%	% 16%	% 56%

Street Name	Direction	15th	50th	Average	85th	95th	ADT
SW 49th St	Summary	16	21	21	27	30	842

# SPEED

SW 49th St W/O SW 95th Ave

Day: Thursday

Date: 6/8/2023

City: Cooper City

Project #: FL23\_140259\_024e

## East Bound

Time	< 15	15 - 19	20 - 24	25 - 29	30 - 34	35 - 39	40 - 44	45 - 49	50 - 54	55 - 59	60 - 64	65 - 69	70 +	Total
00:00 AM	0	0	0	0	0	0	0	0	0	0	0	0	0	0
01:00	0	0	1	0	0	0	0	0	0	0	0	0	0	1
02:00	0	0	0	0	0	1	0	0	0	0	0	0	0	1
03:00	0	0	0	0	0	0	0	0	0	0	0	0	0	0
04:00	0	0	0	0	0	0	0	0	0	0	0	0	0	0
05:00	0	0	0	0	0	0	0	0	0	0	0	0	0	0
06:00	0	1	3	1	0	0	0	0	0	0	0	0	0	5
07:00	5	7	13	9	5	1	0	0	0	0	0	0	0	40
08:00	0	8	8	9	2	1	0	0	0	0	0	0	0	28
09:00	7	7	7	6	1	0	0	0	0	0	0	0	0	28
10:00	3	4	10	3	2	0	0	0	0	0	0	0	0	22
11:00	4	1	5	3	2	0	0	0	0	0	0	0	0	15
12:00 PM	5	6	7	7	2	2	0	0	0	0	0	0	0	29
13:00	6	8	11	6	0	0	0	0	0	0	0	0	0	31
14:00	5	5	9	6	2	0	0	0	0	0	0	0	0	27
15:00	3	4	12	7	1	0	0	0	0	0	0	0	0	27
16:00	5	4	11	16	2	1	0	0	0	0	0	0	0	39
17:00	2	8	7	7	3	0	0	0	0	0	0	0	0	27
18:00	3	10	17	7	0	0	0	0	0	0	0	0	0	37
19:00	7	4	8	8	0	0	0	0	0	0	0	0	0	27
20:00	2	7	5	4	1	0	0	0	0	0	0	0	0	19
21:00	1	4	3	2	0	1	0	0	0	0	0	0	0	11
22:00	2	1	0	0	2	0	0	0	0	0	0	0	0	5
23:00	2	1	2	0	0	0	0	0	0	0	0	0	0	5
<b>Totals</b>	<b>62</b>	<b>90</b>	<b>139</b>	<b>101</b>	<b>25</b>	<b>7</b>								<b>424</b>
<b>% of Totals</b>	15%	21%	33%	24%	6%	2%								100%

<b>AM Volumes</b>	19	28	47	31	12	3	0	0	0	0	0	0	0	140
<b>% AM</b>	4%	7%	11%	7%	3%	1%								33%
<b>AM Peak Hour</b>	09:00	08:00	07:00	07:00	07:00	02:00								07:00
<b>Volume</b>	7	8	13	9	5	1								40
<b>PM Volumes</b>	43	62	92	70	13	4	0	0	0	0	0	0	0	284
<b>% PM</b>	10%	15%	22%	17%	3%	1%								67%
<b>PM Peak Hour</b>	19:00	18:00	18:00	16:00	17:00	12:00								16:00
<b>Volume</b>	7	10	17	16	3	2								39

Directional Peak Periods All Speeds	AM 7-9		NOON 12-2		PM 4-6		Off Peak Volumes	
	Volume	%	Volume	%	Volume	%	Volume	%
	68	↔ 16%	60	↔ 14%	66	↔ 16%	230	↔ 54%

Street Name	Direction	Percentiles					ADT
		15th	50th	Average	85th	95th	
SW 49th St	East Bound	15	22	22	28	32	424
SW 49th St	West Bound	16	21	20	25	28	418



# SPEED

SW 49th St W/O SW 95th Ave

Day: Thursday

Date: 6/8/2023

City: Cooper City

Project #: FL23\_140259\_024w

## West Bound

Time	< 15	15 - 19	20 - 24	25 - 29	30 - 34	35 - 39	40 - 44	45 - 49	50 - 54	55 - 59	60 - 64	65 - 69	70 +	Total
00:00 AM	0	0	2	0	0	0	0	0	0	0	0	0	0	2
01:00	0	0	0	0	0	0	0	0	0	0	0	0	0	0
02:00	0	1	0	0	0	0	0	0	0	0	0	0	0	1
03:00	0	1	0	0	0	0	0	0	0	0	0	0	0	1
04:00	0	0	1	0	0	0	0	0	0	0	0	0	0	1
05:00	1	1	0	0	0	0	0	0	0	0	0	0	0	2
06:00	1	1	7	1	0	0	0	0	0	0	0	0	0	10
07:00	3	12	14	6	0	0	0	0	0	0	0	0	0	35
08:00	2	9	12	6	0	0	0	0	0	0	0	0	0	29
09:00	4	4	7	2	0	0	0	0	0	0	0	0	0	17
10:00	0	6	12	4	0	0	0	0	0	0	0	0	0	22
11:00	2	8	10	0	0	0	0	0	0	0	0	0	0	20
12:00 PM	5	10	10	1	1	0	0	0	0	0	0	0	0	27
13:00	0	8	5	3	1	0	0	0	0	0	0	0	0	17
14:00	1	17	15	2	0	0	0	0	0	0	0	0	0	35
15:00	6	11	19	3	0	0	0	0	0	0	0	0	0	39
16:00	5	17	13	1	0	0	0	0	0	0	0	0	0	36
17:00	1	12	13	3	0	0	0	0	0	0	0	0	0	29
18:00	0	11	16	5	0	0	0	0	0	0	0	0	0	32
19:00	5	5	14	1	0	0	0	0	0	0	0	0	0	25
20:00	1	8	9	0	0	0	0	0	0	0	0	0	0	18
21:00	1	1	4	4	0	0	0	0	0	0	0	0	0	10
22:00	0	1	3	0	0	0	0	0	0	0	0	0	0	4
23:00	0	5	0	1	0	0	0	0	0	0	0	0	0	6
<b>Totals</b>	<b>38</b>	<b>149</b>	<b>186</b>	<b>43</b>	<b>2</b>									<b>418</b>
<b>% of Totals</b>	<b>9%</b>	<b>36%</b>	<b>44%</b>	<b>10%</b>	<b>0%</b>									<b>100%</b>

<b>AM Volumes</b>	13	43	65	19	0	0	0	0	0	0	0	0	0	140
<b>% AM</b>	3%	10%	16%	5%										33%
<b>AM Peak Hour</b>	09:00	07:00	07:00	07:00										07:00
<b>Volume</b>	4	12	14	6										35
<b>PM Volumes</b>	25	106	121	24	2	0	0	0	0	0	0	0	0	278
<b>% PM</b>	6%	25%	29%	6%	0%									67%
<b>PM Peak Hour</b>	15:00	14:00	15:00	18:00	12:00									15:00
<b>Volume</b>	6	17	19	5	1									39

Directional Peak Periods All Speeds	AM 7-9		NOON 12-2		PM 4-6		Off Peak Volumes	
	Volume	%	Volume	%	Volume	%	Volume	%
	64	↔ 15%	44	↔ 11%	65	↔ 16%	245	↔ 59%

Street Name	Direction	Percentiles					ADT
		15th	50th	Average	85th	95th	
SW 49th St	East Bound	15	22	22	28	32	424
SW 49th St	West Bound	16	21	20	25	28	418

# SPEED

SW 49th St W/O SW 95th Ave

Day: Thursday

Date: 6/8/2023

City: Cooper City

Project #: FL23\_140259\_024

## Summary

Time	< 15	15 - 19	20 - 24	25 - 29	30 - 34	35 - 39	40 - 44	45 - 49	50 - 54	55 - 59	60 - 64	65 - 69	70 +	Total
00:00 AM	0	0	2	0	0	0	0	0	0	0	0	0	0	2
01:00	0	0	1	0	0	0	0	0	0	0	0	0	0	1
02:00	0	1	0	0	0	1	0	0	0	0	0	0	0	2
03:00	0	1	0	0	0	0	0	0	0	0	0	0	0	1
04:00	0	0	1	0	0	0	0	0	0	0	0	0	0	1
05:00	1	1	0	0	0	0	0	0	0	0	0	0	0	2
06:00	1	2	10	2	0	0	0	0	0	0	0	0	0	15
07:00	8	19	27	15	5	1	0	0	0	0	0	0	0	75
08:00	2	17	20	15	2	1	0	0	0	0	0	0	0	57
09:00	11	11	14	8	1	0	0	0	0	0	0	0	0	45
10:00	3	10	22	7	2	0	0	0	0	0	0	0	0	44
11:00	6	9	15	3	2	0	0	0	0	0	0	0	0	35
12:00 PM	10	16	17	8	3	2	0	0	0	0	0	0	0	56
13:00	6	16	16	9	1	0	0	0	0	0	0	0	0	48
14:00	6	22	24	8	2	0	0	0	0	0	0	0	0	62
15:00	9	15	31	10	1	0	0	0	0	0	0	0	0	66
16:00	10	21	24	17	2	1	0	0	0	0	0	0	0	75
17:00	3	20	20	10	3	0	0	0	0	0	0	0	0	56
18:00	3	21	33	12	0	0	0	0	0	0	0	0	0	69
19:00	12	9	22	9	0	0	0	0	0	0	0	0	0	52
20:00	3	15	14	4	1	0	0	0	0	0	0	0	0	37
21:00	2	5	7	6	0	1	0	0	0	0	0	0	0	21
22:00	2	2	3	0	2	0	0	0	0	0	0	0	0	9
23:00	2	6	2	1	0	0	0	0	0	0	0	0	0	11
<b>Totals</b>	<b>100</b>	<b>239</b>	<b>325</b>	<b>144</b>	<b>27</b>	<b>7</b>								<b>842</b>
<b>% of Totals</b>	<b>12%</b>	<b>28%</b>	<b>39%</b>	<b>17%</b>	<b>3%</b>	<b>1%</b>								<b>100%</b>

<b>AM Volumes</b>	32	71	112	50	12	3	0	0	0	0	0	0	0	280
<b>% AM</b>	4%	8%	13%	6%	1%	0%								33%
<b>AM Peak Hour</b>	09:00	07:00	07:00	07:00	07:00	02:00								07:00
<b>Volume</b>	11	19	27	15	5	1								75
<b>PM Volumes</b>	68	168	213	94	15	4	0	0	0	0	0	0	0	562
<b>% PM</b>	8%	20%	25%	11%	2%	0%								67%
<b>PM Peak Hour</b>	19:00	14:00	18:00	16:00	12:00	12:00								16:00
<b>Volume</b>	12	22	33	17	3	2								75

Directional Peak Periods All Speeds	AM 7-9		NOON 12-2		PM 4-6		Off Peak Volumes	
	Volume	%	Volume	%	Volume	%	Volume	%
	132	↔ 16%	104	↔ 12%	131	↔ 16%	475	↔ 56%

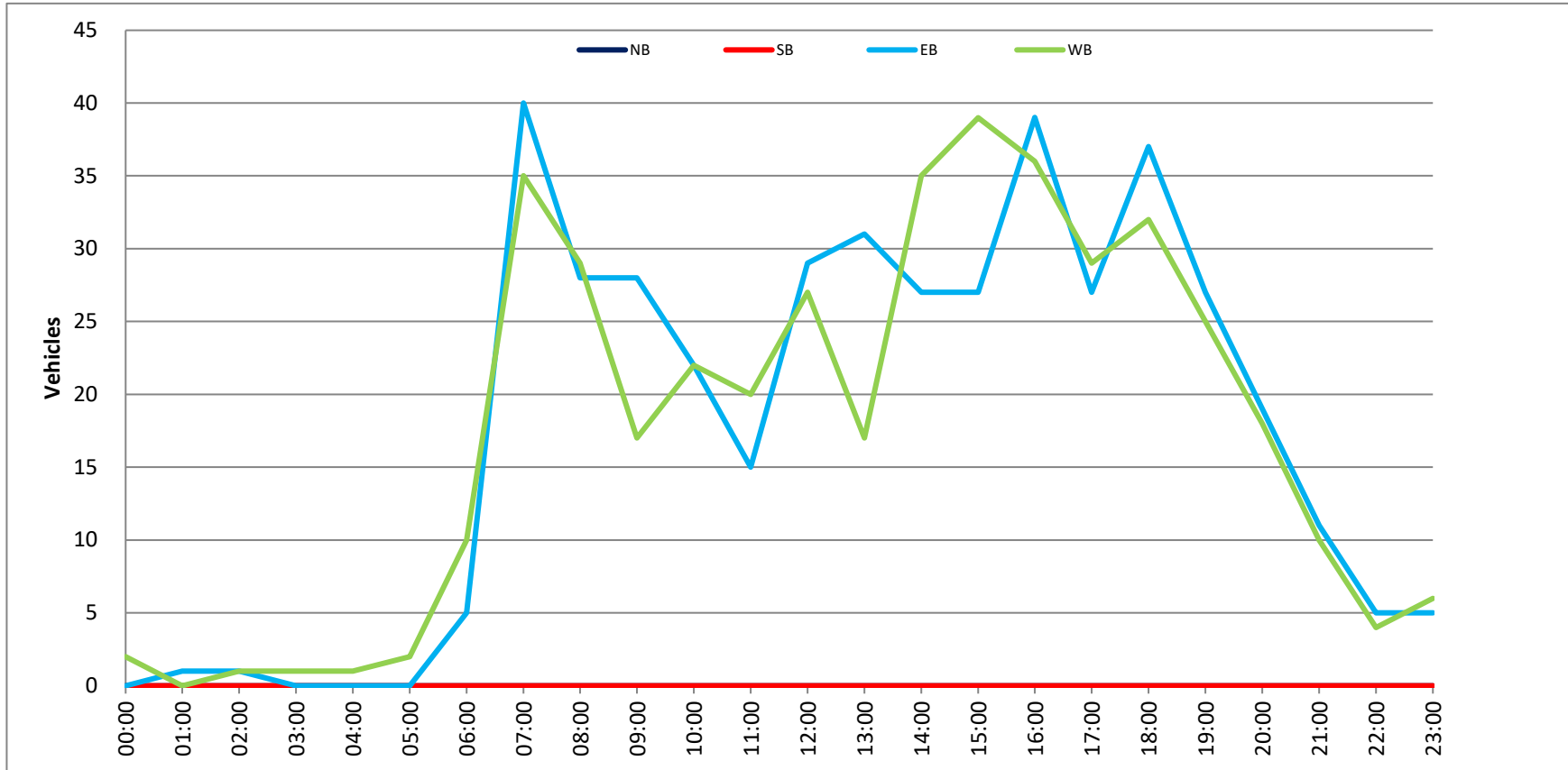
Street Name	Direction	Percentiles					ADT
		15th	50th	Average	85th	95th	
SW 49th St	Summary	16	21	21	27	30	842

SW 49th St W/O SW 95th Ave

Day: Thursday  
 Date: 6/8/2023

City: Cooper City  
 Project #: FL23\_140259\_024

DAILY TOTALS										NB		SB		EB		WB		Total	
										0	0	474	418	842					
AM Period	NB	SB	EB	WB	TOTAL	PM Period	NB	SB	EB	WB	TOTAL								
00:00	0	0	0	1	1	12:00	0	0	6	6	12								
00:15	0	0	0	1	1	12:15	0	0	9	5	14								
00:30	0	0	0	0	0	12:30	0	0	9	6	15								
00:45	0	0	0	2	2	12:45	0	0	5	29	15								
01:00	0	0	0	0	0	13:00	0	0	9	10	27								
01:15	0	0	0	0	0	13:15	0	0	7	7	14								
01:30	0	0	1	0	1	13:30	0	0	10	6	16								
01:45	0	0	0	0	0	13:45	0	0	5	31	2								
02:00	0	0	0	0	0	14:00	0	0	11	7	18								
02:15	0	0	0	0	0	14:15	0	0	2	16	18								
02:30	0	0	0	1	1	14:30	0	0	6	4	10								
02:45	0	0	1	0	1	14:45	0	0	8	27	8								
03:00	0	0	0	0	0	15:00	0	0	8	8	35								
03:15	0	0	0	1	1	15:15	0	0	6	4	12								
03:30	0	0	0	0	0	15:30	0	0	7	5	13								
03:45	0	0	0	0	0	15:45	0	0	6	27	23								
04:00	0	0	0	0	0	16:00	0	0	12	5	17								
04:15	0	0	0	0	0	16:15	0	0	10	8	18								
04:30	0	0	0	0	0	16:30	0	0	16	10	22								
04:45	0	0	0	1	1	16:45	0	0	5	39	13								
05:00	0	0	0	0	0	17:00	0	0	9	7	16								
05:15	0	0	0	1	1	17:15	0	0	7	9	16								
05:30	0	0	0	1	1	17:30	0	0	3	6	9								
05:45	0	0	0	0	0	17:45	0	0	8	27	7								
06:00	0	0	1	0	1	18:00	0	0	7	4	11								
06:15	0	0	1	1	2	18:15	0	0	14	12	26								
06:30	0	0	1	4	5	18:30	0	0	6	6	18								
06:45	0	0	2	5	7	18:45	0	0	10	37	4								
07:00	0	0	3	6	9	19:00	0	0	8	7	15								
07:15	0	0	10	6	16	19:15	0	0	6	8	14								
07:30	0	0	11	11	22	19:30	0	0	6	6	12								
07:45	0	0	16	12	28	19:45	0	0	7	27	4								
08:00	0	0	7	11	18	20:00	0	0	7	5	12								
08:15	0	0	6	7	13	20:15	0	0	2	5	7								
08:30	0	0	7	4	11	20:30	0	0	6	3	9								
08:45	0	0	8	7	15	20:45	0	0	4	19	5								
09:00	0	0	5	4	9	21:00	0	0	4	5	9								
09:15	0	0	4	3	7	21:15	0	0	0	2	2								
09:30	0	0	7	6	13	21:30	0	0	4	2	6								
09:45	0	0	12	4	16	21:45	0	0	3	11	1								
10:00	0	0	4	5	9	22:00	0	0	4	1	5								
10:15	0	0	6	10	16	22:15	0	0	0	1	1								
10:30	0	0	5	4	9	22:30	0	0	1	1	2								
10:45	0	0	7	3	10	22:45	0	0	5	1	4								
11:00	0	0	3	1	4	23:00	0	0	2	1	3								
11:15	0	0	4	7	11	23:15	0	0	2	2	4								
11:30	0	0	3	6	9	23:30	0	0	0	3	3								
11:45	0	0	5	6	11	23:45	0	0	1	5	6								
TOTALS	140	140	50.0%	50.0%	280	TOTALS	284	278	50.5%	49.5%	562								
SPLIT %					33.3%									66.7%					
<b>DAILY TOTALS</b>										NB		SB		EB		WB		Total	
										0	0	474	418	842					
AM Peak Hour	07:15	07:30	07:15								15:45	15:45	15:45						
AM Pk Volume	44	41	84								40	46	86						
Pk Hr Factor	0.688	0.854	0.750								0.833	0.500	0.741						
7 - 9 Volume	0	0	132								66	65	131						
7 - 9 Peak Hour	07:15	07:30	07:15								16:00	16:30	16:00						
7 - 9 Pk Volume	0	0	84								39	39	75						
Pk Hr Factor	0.000	0.000	0.854								0.813	0.750	0.852						



East Bound														
Time	< 15	15 - 19	20 - 24	25 - 29	30 - 34	35 - 39	40 - 44	45 - 49	50 - 54	55 - 59	60 - 64	65 - 69	70 +	Total
00:00 AM	0	0	2	0	1	0	0	0	0	0	0	0	0	3
00:15	0	0	0	0	0	0	0	0	0	0	0	0	0	0
00:30	1	0	0	0	0	0	0	0	0	0	0	0	0	1
00:45	0	0	0	0	1	0	0	0	0	0	0	0	0	1
01:00	0	0	0	0	0	0	0	0	0	0	0	0	0	0
01:15	0	0	0	0	0	0	0	0	0	0	0	0	0	0
01:30	0	0	0	0	0	0	0	0	0	0	0	0	0	0
01:45	0	0	1	1	0	0	0	0	0	0	0	0	0	2
02:00	1	0	0	0	0	0	0	0	0	0	0	0	0	1
02:15	0	0	0	0	0	0	0	0	0	0	0	0	0	0
02:30	0	0	0	0	0	0	0	0	0	0	0	0	0	0
02:45	0	0	0	0	0	0	0	0	0	0	0	0	0	0
03:00	0	0	1	0	1	0	0	0	0	0	0	0	0	2
03:15	1	0	0	0	0	0	0	0	0	0	0	0	0	1
03:30	0	0	0	0	0	0	0	0	0	0	0	0	0	0
03:45	0	0	0	0	0	0	0	0	0	0	0	0	0	0
04:00	0	1	0	0	0	0	0	0	0	0	0	0	0	1
04:15	0	0	0	0	0	0	0	0	0	0	0	0	0	0
04:30	0	0	0	0	0	0	0	0	0	0	0	0	0	0
04:45	0	0	0	1	0	0	0	0	0	0	0	0	0	1
05:00	0	0	0	0	0	0	0	0	0	0	0	0	0	0
05:15	0	1	3	1	2	0	0	0	0	0	0	0	0	4
05:30	5	3	1	0	0	0	0	0	0	0	0	0	0	9
05:45	5	0	0	1	0	0	0	0	0	0	0	0	0	6
06:00	1	1	3	2	0	0	0	0	0	0	0	0	0	7
06:15	0	0	2	2	0	0	0	0	0	0	0	0	0	4
06:30	2	0	3	4	0	0	0	0	0	0	0	0	0	10
06:45	2	2	5	8	1	0	0	0	0	0	0	0	0	18
07:00	2	7	15	9	2	0	0	0	0	0	0	0	0	35
07:15	1	8	29	13	0	0	0	0	0	0	0	0	0	51
07:30	3	6	25	15	0	0	0	0	0	0	0	0	0	49
07:45	1	22	26	7	0	0	0	0	0	0	0	0	0	56
08:00	2	3	6	5	0	0	0	0	0	0	0	0	0	16
08:15	0	4	18	10	1	0	0	0	0	0	0	0	0	33
08:30	2	6	25	19	2	0	0	0	0	0	0	0	0	54
08:45	1	3	21	16	0	0	0	0	0	0	0	0	0	41
09:00	2	2	7	3	0	0	0	0	0	0	0	0	0	14
09:15	0	1	4	0	0	0	0	0	0	0	0	0	0	5
09:30	0	2	7	0	0	0	0	0	0	0	0	0	0	11
09:45	1	1	4	6	1	0	0	0	0	0	0	0	0	13
10:00	0	1	4	1	0	0	0	0	0	0	0	0	0	6
10:15	1	2	4	5	0	0	0	0	0	0	0	0	0	12
10:30	0	3	5	6	0	0	0	0	0	0	0	0	0	14
10:45	1	4	6	8	0	0	0	0	0	0	0	0	0	19
11:00	2	1	1	5	0	0	0	0	0	0	0	0	0	9
11:15	0	1	4	3	1	0	0	0	0	0	0	0	0	9
11:30	1	1	2	3	1	0	0	0	0	0	0	0	0	8
11:45	2	1	4	9	1	0	0	0	0	0	0	0	0	17
12:00 PM	0	3	4	6	0	0	0	0	0	0	0	0	0	13
12:15	2	1	3	6	1	0	0	0	0	0	0	0	0	13
12:30	1	3	4	7	2	0	0	0	0	0	0	0	0	17
12:45	2	1	5	12	2	1	0	0	0	0	0	0	0	23
13:00	0	0	5	6	1	0	0	0	0	0	0	0	0	12
13:15	0	1	10	6	1	0	0	0	0	0	0	0	0	18
13:30	0	3	9	6	0	0	0	0	0	0	0	0	0	18
13:45	0	2	19	13	2	0	0	0	0	0	0	0	0	36
14:00	3	1	13	11	0	0	0	0	0	0	0	0	0	28
14:15	2	4	7	5	1	0	0	0	0	0	0	0	0	19
14:30	1	0	8	11	1	0	0	0	0	0	0	0	0	21
14:45	2	4	11	12	2	0	0	0	0	0	0	0	0	31
15:00	0	0	10	12	3	0	0	0	0	0	0	0	0	31
15:15	2	1	22	17	1	0	0	0	0	0	0	0	0	43
15:30	1	6	30	11	2	0	0	0	0	0	0	0	0	50
15:45	1	2	17	9	2	0	0	0	0	0	0	0	0	31
16:00	1	5	8	9	5	0	0	0	0	0	0	0	0	28
16:15	2	1	6	7	2	0	0	0	0	0	0	0	0	18
16:30	0	2	9	2	1	0	0	0	0	0	0	0	0	14
16:45	2	4	7	6	1	0	0	0	0	0	0	0	0	20
17:00	4	1	11	12	0	0	0	0	0	0	0	0	0	28
17:15	1	2	12	8	1	0	0	0	0	0	0	0	0	24
17:30	0	2	12	8	1	0	0	0	0	0	0	0	0	23
17:45	1	7	14	5	3	0	0	0	0	0	0	0	0	30
18:00	2	3	5	7	2	0	0	0	0	0	0	0	0	19
18:15	2	0	9	4	1	1	0	0	0	0	0	0	0	17
18:30	1	3	4	10	1	0	0	0	0	0	0	0	0	19
18:45	1	2	6	5	0	0	0	0	0	0	0	0	0	14
19:00	2	2	7	3	1	0	0	0	0	0	0	0	0	15
19:15	0	4	5	3	2	0	0	0	0	0	0	0	0	14
19:30	0	3	6	5	0	0	0	0	0	0	0	0	0	14
19:45	1	0	2	3	0	0	0	0	0	0	0	0	0	6
20:00	0	1	5	1	0	0	0	0	0	0	0	0	0	7
20:15	1	4	5	3	0	0	0	0	0	0	0	0	0	13
20:30	0	0	7	5	1	0	0	0	0	0	0	0	0	13
20:45	0	3	1	0	0	0	0	0	0	0	0	0	0	4
21:00	2	0	1	4	0	0	0	0	0	0	0	0	0	7
21:15	1	0	2	8	0	0	0	0	0	0	0	0	0	11
21:30	0	2	4	3	0	0	0	0	0	0	0	0	0	9
21:45	0	1	3	0	0	0	0	0	0	0	0	0	0	4
22:00	2	0	1	0	0	0	0	0	0	0	0	0	0	3
22:15	0	1	2	3	0	0	0	0	0	0	0	0	0	6
22:30	0	1	2	1	0	0	0	0	0	0	0	0	0	4
22:45	0	0	1	1	0	0	0	0	0	0	0	0	0	2
23:00	0	0	3	2	0	0	0	0	0	0	0	0	0	5
23:15	0	0	0	1	0	0	0	0	0	0	0	0	0	1
23:30	0	1	1	0	1	0	0	0	0	0	0	0	0	3
23:45	0	0	0	1	0	0	0	0	0	0	0	0	0	1
<b>Totals</b>	<b>83</b>	<b>174</b>	<b>578</b>	<b>451</b>	<b>57</b>	<b>2</b>								<b>1342</b>
% of Totals	6%	13%	43%	34%	4%	0%								100%

AM Volumes		40	87	231	171	14	0	0	0	0	0	0	0	543	
% AM		3%	6%	17%	13%	1%								40%	
AM Peak Hour		05:15	07:00	07:00	08:00	06:15								07:00	
Volume		11	43	93	59	4								391	
PM Volumes		43	87	344	280	43	2	0	0	0	0	0	0	799	
% PM		3%	6%	26%	21%	3%	0%							60%	
PM Peak Hour		15:00	15:15	15:00	14:30	15:00								14:45	
Volume		8	14	89	52	11								155	
Directional Peak Periods		AM 7-9				NOON 12-2				PM 4-6				Off Peak Volumes	
All Classes		Volume				Volume				Volume				Volume	
		335				150				185				672	
		25%				11%				14%				50%	

Street Name	Direction	Percentiles					ADT
		15th	50th	Average	85th	95th	
SW 52nd St	East Bound	18	24	23	28	30	1342
SW 52nd St	West Bound	17	21	21	25	27	1230

**SPEED**

SW 52nd St Bet. SW 93rd Ave & SW 92nd Terrace

Day: Tuesday  
Date: 5/16/2023

City: Cooper City  
Project #: FL23\_140259\_025w

**West Bound**

Time	< 15	15 - 19	20 - 24	25 - 29	30 - 34	35 - 39	40 - 44	45 - 49	50 - 54	55 - 59	60 - 64	65 - 69	70 +	Total
00:00 AM	0	0	0	0	0	0	0	0	0	0	0	0	0	0
00:15	0	0	0	0	0	0	0	0	0	0	0	0	0	0
00:30	0	1	2	1	0	0	0	0	0	0	0	0	0	4
00:45	0	0	1	0	0	0	0	0	0	0	0	0	0	1
01:00	0	1	0	0	0	0	0	0	0	0	0	0	0	1
01:15	0	0	0	0	0	0	0	0	0	0	0	0	0	0
01:30	0	0	1	0	0	0	0	0	0	0	0	0	0	1
01:45	0	1	0	0	0	0	0	0	0	0	0	0	0	1
02:00	0	1	0	0	0	0	0	0	0	0	0	0	0	1
02:15	0	0	0	0	0	0	0	0	0	0	0	0	0	0
02:30	0	0	0	0	0	0	0	0	0	0	0	0	0	0
02:45	0	0	0	0	0	0	0	0	0	0	0	0	0	0
03:00	0	1	0	1	0	0	0	0	0	0	0	0	0	2
03:15	0	0	0	0	0	0	0	0	0	0	0	0	0	0
03:30	0	0	0	0	0	0	0	0	0	0	0	0	0	0
03:45	0	0	0	0	0	0	0	0	0	0	0	0	0	0
04:00	0	0	0	0	0	0	0	0	0	0	0	0	0	0
04:15	0	0	0	0	0	0	0	0	0	0	0	0	0	0
04:30	0	0	1	0	0	0	0	0	0	0	0	0	0	1
04:45	0	0	1	0	0	0	0	0	0	0	0	0	0	1
05:00	0	1	1	1	0	0	0	0	0	0	0	0	0	3
05:15	0	0	0	0	0	0	0	0	0	0	0	0	0	0
05:30	0	0	3	1	0	0	0	0	0	0	0	0	0	4
05:45	0	1	2	0	0	0	0	0	0	0	0	0	0	3
06:00	1	0	1	0	0	0	0	0	0	0	0	0	0	2
06:15	0	0	2	0	0	0	0	0	0	0	0	0	0	2
06:30	0	4	2	0	0	0	0	0	0	0	0	0	0	6
06:45	0	2	6	2	0	0	0	0	0	0	0	0	0	10
07:00	0	9	10	1	0	0	0	0	0	0	0	0	0	20
07:15	0	12	16	0	0	0	0	0	0	0	0	0	0	28
07:30	1	13	22	2	0	0	0	0	0	0	0	0	0	38
07:45	2	19	25	2	0	0	0	0	0	0	0	0	0	48
08:00	3	13	12	0	0	0	0	0	0	0	0	0	0	28
08:15	1	9	0	0	0	0	0	0	0	0	0	0	0	19
08:30	0	21	17	2	0	0	0	0	0	0	0	0	0	40
08:45	1	14	39	2	0	0	0	0	0	0	0	0	0	56
09:00	0	5	20	3	0	0	0	0	0	0	0	0	0	28
09:15	0	4	3	0	0	0	0	0	0	0	0	0	0	7
09:30	0	3	8	0	0	0	0	0	0	0	0	0	0	11
09:45	0	3	5	1	0	0	0	0	0	0	0	0	0	9
10:00	0	3	5	0	0	0	0	0	0	0	0	0	0	8
10:15	0	1	2	3	0	0	0	0	0	0	0	0	0	6
10:30	0	3	7	3	0	0	0	0	0	0	0	0	0	13
10:45	0	4	9	1	0	0	0	0	0	0	0	0	0	14
11:00	0	3	10	0	0	0	0	0	0	0	0	0	0	13
11:15	0	1	3	2	0	0	0	0	0	0	0	0	0	6
11:30	1	2	4	1	0	0	0	0	0	0	0	0	0	8
11:45	0	5	7	1	0	0	0	0	0	0	0	0	0	13
12:00 PM	1	1	5	2	0	0	0	0	0	0	0	0	0	9
12:15	0	4	5	1	0	0	0	0	0	0	0	0	0	10
12:30	1	4	10	0	0	0	0	0	0	0	0	0	0	15
12:45	4	3	9	2	0	0	0	0	0	0	0	0	0	18
13:00	1	0	7	2	0	0	0	0	0	0	0	0	0	10
13:15	2	3	7	3	0	0	0	0	0	0	0	0	0	15
13:30	0	4	4	2	0	0	0	0	0	0	0	0	0	11
13:45	1	6	3	0	0	0	0	0	0	0	0	0	0	10
14:00	0	17	10	3	0	0	0	0	0	0	0	0	0	30
14:15	0	3	11	1	0	0	0	0	0	0	0	0	0	15
14:30	1	6	14	0	0	0	0	0	0	0	0	0	0	21
14:45	2	7	9	4	0	0	0	0	0	0	0	0	0	22
15:00	0	5	24	5	0	0	0	0	0	0	0	0	0	34
15:15	0	2	11	4	0	1	0	0	0	0	0	0	0	18
15:30	1	9	32	2	0	0	0	0	0	0	0	0	0	44
15:45	0	13	38	2	0	0	0	0	0	0	0	0	0	53
16:00	0	10	12	3	0	0	0	0	0	0	0	0	0	25
16:15	0	8	13	5	0	0	0	0	0	0	0	0	0	25
16:30	0	6	16	7	0	0	0	0	0	0	0	0	0	29
16:45	0	3	12	2	0	0	0	0	0	0	0	0	0	17
17:00	0	6	15	3	0	0	0	0	0	0	0	0	0	24
17:15	0	7	12	3	0	0	0	0	0	0	0	0	0	22
17:30	0	5	18	3	0	0	0	0	0	0	0	0	0	26
17:45	1	7	9	2	1	0	0	0	0	0	0	0	0	20
18:00	1	7	12	0	0	0	0	0	0	0	0	0	0	20
18:15	2	2	10	2	0	0	0	0	0	0	0	0	0	16
18:30	1	7	4	2	0	0	0	0	0	0	0	0	0	14
18:45	0	6	12	0	0	0	0	0	0	0	0	0	0	18
19:00	1	4	7	1	0	0	0	0	0	0	0	0	0	13
19:15	1	4	6	1	0	0	0	0	0	0	0	0	0	12
19:30	0	2	8	0	0	0	0	0	0	0	0	0	0	10
19:45	0	6	7	2	0	0	0	0	0	0	0	0	0	15
20:00	1	5	6	1	1	0	0	0	0	0	0	0	0	14
20:15	2	3	11	0	0	0	0	0	0	0	0	0	0	16
20:30	0	2	5	5	1	0	0	0	0	0	0	0	0	17
20:45	1	6	9	1	0	0	0	0	0	0	0	0	0	17
21:00	0	6	5	1	0	0	0	0	0	0	0	0	0	12
21:15	0	1	4	1	0	0	0	0	0	0	0	0	0	6
21:30	0	3	5	1	0	0	0	0	0	0	0	0	0	9
21:45	2	3	5	1	0	0	0	0	0	0	0	0	0	11
22:00	0	2	4	0	0	0	0	0	0	0	0	0	0	6
22:15	0	1	4	3	0	0	0	0	0	0	0	0	0	8
22:30	1	1	3	1	0	0	0	0	0	0	0	0	0	6
22:45	0	0	3	0	0	0	0	0	0	0	0	0	0	3
23:00	1	1	2	0	0	0	0	0	0	0	0	0	0	4
23:15	0	1	2	2	0	0	0	0	0	0	0	0	0	5
23:30	0	2	4	2	0	0	0	0	0	0	0	0	0	8
23:45	0	0	1	0	0	0	0	0	0	0	0	0	0	1
<b>Totals</b>	<b>39</b>	<b>374</b>	<b>700</b>	<b>113</b>	<b>3</b>	<b>1</b>								<b>1230</b>
<b>% of Totals</b>	<b>3%</b>	<b>30%</b>	<b>57%</b>	<b>9%</b>	<b>0%</b>	<b>0%</b>								<b>100%</b>

Directional Peak Periods	AM 7-9	NOON 12-2	PM 4-6	Off Peak Volumes
All Classes	Volume 277	Volume 98	Volume 188	Volume 667
	% 23%	% 8%	% 15%	% 54%

Street Name	Direction	Percentiles					
		15th	50th	Average	85th	95th	ADT
SW 52nd St	East Bound	18	24	23	28	30	1342
SW 52nd St	West Bound	17	21	21	25	27	1230

Summary

Time	< 15	15 - 19	20 - 24	25 - 29	30 - 34	35 - 39	40 - 44	45 - 49	50 - 54	55 - 59	60 - 64	65 - 69	70 +	Total
00:00 AM	0	0	2	0	1	0	0	0	0	0	0	0	0	3
00:15	0	0	0	0	0	0	0	0	0	0	0	0	0	0
00:30	1	1	2	1	0	0	0	0	0	0	0	0	0	5
00:45	0	0	1	0	1	0	0	0	0	0	0	0	0	2
01:00	0	1	0	0	0	0	0	0	0	0	0	0	0	1
01:15	0	0	0	0	0	0	0	0	0	0	0	0	0	0
01:30	0	0	1	0	0	0	0	0	0	0	0	0	0	1
01:45	0	1	1	1	0	0	0	0	0	0	0	0	0	3
02:00	1	1	0	0	0	0	0	0	0	0	0	0	0	2
02:15	0	0	0	0	0	0	0	0	0	0	0	0	0	0
02:30	0	0	0	0	0	0	0	0	0	0	0	0	0	0
02:45	0	0	0	0	0	0	0	0	0	0	0	0	0	0
03:00	0	1	1	1	1	0	0	0	0	0	0	0	0	4
03:15	1	0	0	0	0	0	0	0	0	0	0	0	0	1
03:30	0	0	0	0	0	0	0	0	0	0	0	0	0	0
03:45	0	0	0	0	0	0	0	0	0	0	0	0	0	0
04:00	0	1	0	0	0	0	0	0	0	0	0	0	0	1
04:15	0	0	0	0	0	0	0	0	0	0	0	0	0	0
04:30	0	0	1	0	0	0	0	0	0	0	0	0	0	1
04:45	0	0	1	1	0	0	0	0	0	0	0	0	0	2
05:00	0	1	1	1	0	0	0	0	0	0	0	0	0	3
05:15	0	1	1	2	0	0	0	0	0	0	0	0	0	4
05:30	5	3	4	1	0	0	0	0	0	0	0	0	0	13
05:45	5	1	2	1	0	0	0	0	0	0	0	0	0	9
06:00	2	1	4	2	0	0	0	0	0	0	0	0	0	9
06:15	0	0	4	2	0	0	0	0	0	0	0	0	0	6
06:30	2	4	5	4	0	0	0	0	0	0	0	0	0	16
06:45	2	4	11	10	1	0	0	0	0	0	0	0	0	28
07:00	2	16	25	10	2	0	0	0	0	0	0	0	0	55
07:15	1	20	45	13	0	0	0	0	0	0	0	0	0	79
07:30	4	19	47	17	0	0	0	0	0	0	0	0	0	87
07:45	3	44	51	9	0	0	0	0	0	0	0	0	0	104
08:00	5	16	18	5	0	0	0	0	0	0	0	0	0	44
08:15	1	13	27	10	1	0	0	0	0	0	0	0	0	52
08:30	2	27	42	21	2	0	0	0	0	0	0	0	0	94
08:45	2	17	60	18	0	0	0	0	0	0	0	0	0	97
09:00	2	7	27	6	0	0	0	0	0	0	0	0	0	42
09:15	0	5	7	0	0	0	0	0	0	0	0	0	0	12
09:30	0	5	10	7	0	0	0	0	0	0	0	0	0	22
09:45	1	4	9	7	1	0	0	0	0	0	0	0	0	22
10:00	0	4	9	1	0	0	0	0	0	0	0	0	0	14
10:15	1	3	6	8	0	0	0	0	0	0	0	0	0	18
10:30	0	6	12	9	0	0	0	0	0	0	0	0	0	27
10:45	1	9	15	9	0	0	0	0	0	0	0	0	0	33
11:00	2	4	11	5	0	0	0	0	0	0	0	0	0	22
11:15	0	2	7	5	1	0	0	0	0	0	0	0	0	15
11:30	2	3	6	4	1	0	0	0	0	0	0	0	0	16
11:45	2	6	11	10	1	0	0	0	0	0	0	0	0	30
12:00 PM	1	4	9	8	0	0	0	0	0	0	0	0	0	22
12:15	2	5	8	7	1	0	0	0	0	0	0	0	0	23
12:30	2	7	14	7	2	0	0	0	0	0	0	0	0	32
12:45	6	4	14	14	2	1	0	0	0	0	0	0	0	41
13:00	1	0	12	8	1	0	0	0	0	0	0	0	0	22
13:15	2	4	17	9	1	0	0	0	0	0	0	0	0	33
13:30	0	7	13	8	1	0	0	0	0	0	0	0	0	29
13:45	1	8	22	13	2	0	0	0	0	0	0	0	0	46
14:00	3	18	23	14	0	0	0	0	0	0	0	0	0	58
14:15	2	7	18	6	1	0	0	0	0	0	0	0	0	34
14:30	2	6	22	11	1	0	0	0	0	0	0	0	0	42
14:45	4	11	20	16	2	0	0	0	0	0	0	0	0	53
15:00	0	5	40	17	3	0	0	0	0	0	0	0	0	65
15:15	2	3	33	21	1	1	0	0	0	0	0	0	0	61
15:30	2	15	62	13	2	0	0	0	0	0	0	0	0	94
15:45	1	15	55	11	2	0	0	0	0	0	0	0	0	84
16:00	1	15	20	12	5	0	0	0	0	0	0	0	0	53
16:15	2	9	18	12	2	0	0	0	0	0	0	0	0	43
16:30	0	8	25	9	1	0	0	0	0	0	0	0	0	43
16:45	2	7	19	8	1	0	0	0	0	0	0	0	0	37
17:00	4	7	26	15	0	0	0	0	0	0	0	0	0	52
17:15	1	9	24	11	1	0	0	0	0	0	0	0	0	46
17:30	0	7	30	11	1	0	0	0	0	0	0	0	0	49
17:45	2	14	23	7	4	0	0	0	0	0	0	0	0	50
18:00	3	10	17	7	2	0	0	0	0	0	0	0	0	39
18:15	4	2	19	6	1	1	0	0	0	0	0	0	0	33
18:30	2	10	8	12	1	0	0	0	0	0	0	0	0	33
18:45	1	8	18	5	0	0	0	0	0	0	0	0	0	32
19:00	3	6	14	4	1	0	0	0	0	0	0	0	0	28
19:15	1	8	11	4	2	0	0	0	0	0	0	0	0	26
19:30	0	5	14	5	0	0	0	0	0	0	0	0	0	24
19:45	1	6	9	5	0	0	0	0	0	0	0	0	0	21
20:00	1	6	11	2	1	0	0	0	0	0	0	0	0	21
20:15	3	7	16	3	0	0	0	0	0	0	0	0	0	29
20:30	0	2	12	5	1	0	0	0	0	0	0	0	0	19
20:45	1	9	10	1	0	0	0	0	0	0	0	0	0	21
21:00	2	6	6	5	0	0	0	0	0	0	0	0	0	19
21:15	1	1	6	9	0	0	0	0	0	0	0	0	0	17
21:30	0	5	9	4	0	0	0	0	0	0	0	0	0	18
21:45	2	4	8	11	0	0	0	0	0	0	0	0	0	15
22:00	2	2	5	0	0	0	0	0	0	0	0	0	0	9
22:15	0	2	6	6	0	0	0	0	0	0	0	0	0	14
22:30	1	2	5	2	0	0	0	0	0	0	0	0	0	10
22:45	0	0	4	1	0	0	0	0	0	0	0	0	0	5
23:00	1	1	5	2	0	0	0	0	0	0	0	0	0	9
23:15	0	1	2	3	0	0	0	0	0	0	0	0	0	6
23:30	0	3	5	2	1	0	0	0	0	0	0	0	0	11
23:45	0	0	1	1	0	0	0	0	0	0	0	0	0	2
<b>Totals</b>	<b>122</b>	<b>548</b>	<b>1273</b>	<b>564</b>	<b>60</b>	<b>3</b>	<b>0</b>	<b>0</b>	<b>0</b>	<b>0</b>	<b>0</b>	<b>0</b>	<b>0</b>	<b>2572</b>
% of Totals	5%	21%	50%	22%	2%	0%	0%	0%	0%	0%	0%	0%	0%	100%

AM Volumes		50	247	487	201	14	0	0	0	0	0	0	0	999
% AM	2%	10%	19%	8%	1%	0%	0%	0%	0%	0%	0%	0%	0%	39%
AM Peak Hour	07:15 - 07:45	07:00	08:15	06:15										07:00
Volume	13	97	161	51	4									321
PM Volumes		72	301	789	363	40	3	0	0	0	0	0	0	1573
% PM	3%	12%	31%	14%	2%	0%	0%	0%	0%	0%	0%	0%	0%	61%
PM Peak Hour	12:00 - 12:30	15:30	15:00	14:45	15:30	12:00								15:00
Volume	11	84	190	67	11	1								904
Directional Peak Periods		AM 7-9			NOON 12-2			PM 4-6			Off Peak Volumes			
All Classes	Volume	612			248			373			1339			
	%	24%			10%			15%			52%			

Street Name	Direction	15th	50th	Average	85th	95th	ADT
SW 52nd St	Summary	17	22	22	27	29	2572

# SPEED

SW 52nd St Bet. SW 93rd Ave & SW 92nd Terrace

Day: Tuesday  
Date: 5/16/2023

City: Cooper City  
Project #: FL23\_140259\_025e

**East Bound**

Time	< 15	15 - 19	20 - 24	25 - 29	30 - 34	35 - 39	40 - 44	45 - 49	50 - 54	55 - 59	60 - 64	65 - 69	70 +	Total
00:00 AM	1	0	2	0	2	0	0	0	0	0	0	0	0	5
01:00	0	0	1	1	0	0	0	0	0	0	0	0	0	2
02:00	1	0	0	0	0	0	0	0	0	0	0	0	0	1
03:00	1	0	1	0	1	0	0	0	0	0	0	0	0	3
04:00	0	1	0	1	0	0	0	0	0	0	0	0	0	2
05:00	10	4	2	3	0	0	0	0	0	0	0	0	0	19
06:00	5	3	13	16	2	0	0	0	0	0	0	0	0	39
07:00	7	43	95	44	2	0	0	0	0	0	0	0	0	191
08:00	5	16	70	50	3	0	0	0	0	0	0	0	0	144
09:00	3	6	17	16	1	0	0	0	0	0	0	0	0	43
10:00	2	10	19	20	0	0	0	0	0	0	0	0	0	51
11:00	5	4	11	20	3	0	0	0	0	0	0	0	0	43
12:00 PM	5	8	16	31	5	1	0	0	0	0	0	0	0	66
13:00	0	6	43	31	4	0	0	0	0	0	0	0	0	84
14:00	8	9	39	39	4	0	0	0	0	0	0	0	0	99
15:00	4	9	85	49	8	0	0	0	0	0	0	0	0	155
16:00	5	12	30	24	9	0	0	0	0	0	0	0	0	80
17:00	6	12	49	33	5	0	0	0	0	0	0	0	0	105
18:00	6	8	24	26	4	1	0	0	0	0	0	0	0	69
19:00	3	9	20	14	3	0	0	0	0	0	0	0	0	49
20:00	1	8	18	9	0	0	0	0	0	0	0	0	0	36
21:00	3	3	10	15	0	0	0	0	0	0	0	0	0	31
22:00	2	2	6	5	0	0	0	0	0	0	0	0	0	15
23:00	0	1	4	4	1	0	0	0	0	0	0	0	0	10
<b>Totals</b>	<b>83</b>	<b>174</b>	<b>575</b>	<b>451</b>	<b>57</b>	<b>2</b>								<b>1342</b>
<b>% of Totals</b>	<b>6%</b>	<b>13%</b>	<b>43%</b>	<b>34%</b>	<b>4%</b>	<b>0%</b>								<b>100%</b>

<b>AM Volumes</b>	40	87	231	171	14	0	0	0	0	0	0	0	0	543
<b>% AM</b>	3%	6%	17%	13%	1%									40%
<b>AM Peak Hour</b>	05:00	07:00	07:00	08:00	08:00									07:00
<b>Volume</b>	10	43	95	50	3									191
<b>PM Volumes</b>	43	87	344	280	43	2	0	0	0	0	0	0	0	799
<b>% PM</b>	3%	6%	26%	21%	3%	0%								60%
<b>PM Peak Hour</b>	14:00	16:00	15:00	15:00	16:00	12:00								15:00
<b>Volume</b>	8	12	85	49	9	1								155

Directional Peak Periods All Speeds	AM 7-9		NOON 12-2		PM 4-6		Off Peak Volumes	
	Volume	%	Volume	%	Volume	%	Volume	%
	335	↔ 25%	150	↔ 11%	185	↔ 14%	672	↔ 50%

Street Name	Direction	Percentiles					ADT
		15th	50th	Average	85th	95th	
SW 52nd St	East Bound	18	24	23	28	30	1342
SW 52nd St	West Bound	17	21	21	25	27	1230



# SPEED

## SW 52nd St Bet. SW 93rd Ave & SW 92nd Terrace

Day: Tuesday  
Date: 5/16/2023

City: Cooper City  
Project #: FL23\_140259\_025w

### West Bound

Time	< 15	15 - 19	20 - 24	25 - 29	30 - 34	35 - 39	40 - 44	45 - 49	50 - 54	55 - 59	60 - 64	65 - 69	70 +	Total
00:00 AM	0	1	3	1	0	0	0	0	0	0	0	0	0	5
01:00	0	2	1	0	0	0	0	0	0	0	0	0	0	3
02:00	0	1	0	0	0	0	0	0	0	0	0	0	0	1
03:00	0	1	0	1	0	0	0	0	0	0	0	0	0	2
04:00	0	0	2	0	0	0	0	0	0	0	0	0	0	2
05:00	0	2	6	2	0	0	0	0	0	0	0	0	0	10
06:00	1	6	11	2	0	0	0	0	0	0	0	0	0	20
07:00	3	53	73	5	0	0	0	0	0	0	0	0	0	134
08:00	5	57	77	4	0	0	0	0	0	0	0	0	0	143
09:00	0	15	36	4	0	0	0	0	0	0	0	0	0	55
10:00	0	11	23	7	0	0	0	0	0	0	0	0	0	41
11:00	1	11	24	4	0	0	0	0	0	0	0	0	0	40
12:00 PM	6	12	29	5	0	0	0	0	0	0	0	0	0	52
13:00	4	13	21	7	1	0	0	0	0	0	0	0	0	46
14:00	3	33	44	8	0	0	0	0	0	0	0	0	0	88
15:00	1	29	105	13	0	1	0	0	0	0	0	0	0	149
16:00	0	27	52	17	0	0	0	0	0	0	0	0	0	96
17:00	1	25	54	11	1	0	0	0	0	0	0	0	0	92
18:00	4	22	38	4	0	0	0	0	0	0	0	0	0	68
19:00	2	16	28	4	0	0	0	0	0	0	0	0	0	50
20:00	4	16	31	2	1	0	0	0	0	0	0	0	0	54
21:00	2	13	19	4	0	0	0	0	0	0	0	0	0	38
22:00	1	4	14	4	0	0	0	0	0	0	0	0	0	23
23:00	1	4	9	4	0	0	0	0	0	0	0	0	0	18
<b>Totals</b>	<b>39</b>	<b>374</b>	<b>700</b>	<b>113</b>	<b>3</b>	<b>1</b>								<b>1230</b>
<b>% of Totals</b>	<b>3%</b>	<b>30%</b>	<b>57%</b>	<b>9%</b>	<b>0%</b>	<b>0%</b>								<b>100%</b>

<b>AM Volumes</b>	10	160	256	30	0	0	0	0	0	0	0	0	0	456
<b>% AM</b>	1%	13%	21%	2%										37%
<b>AM Peak Hour</b>	08:00	08:00	08:00	10:00										08:00
<b>Volume</b>	5	57	77	7										143
<b>PM Volumes</b>	29	214	444	83	3	1	0	0	0	0	0	0	0	774
<b>% PM</b>	2%	17%	36%	7%	0%	0%								63%
<b>PM Peak Hour</b>	12:00	14:00	15:00	16:00	13:00	15:00								15:00
<b>Volume</b>	6	33	105	17	1	1								149

Directional Peak Periods All Speeds	AM 7-9		NOON 12-2		PM 4-6		Off Peak Volumes	
	Volume	%	Volume	%	Volume	%	Volume	%
	277	↔ 23%	98	↔ 8%	188	↔ 15%	667	↔ 54%

Street Name	Direction	Percentiles					ADT
		15th	50th	Average	85th	95th	
SW 52nd St	East Bound	18	24	23	28	30	1342
SW 52nd St	West Bound	17	21	21	25	27	1230

# SPEED

SW 52nd St Bet. SW 93rd Ave & SW 92nd Terrace

Day: Tuesday  
Date: 5/16/2023

City: Cooper City  
Project #: FL23\_140259\_025

## Summary

Time	< 15	15 - 19	20 - 24	25 - 29	30 - 34	35 - 39	40 - 44	45 - 49	50 - 54	55 - 59	60 - 64	65 - 69	70 +	Total
00:00 AM	1	1	5	1	2	0	0	0	0	0	0	0	0	10
01:00	0	2	2	1	0	0	0	0	0	0	0	0	0	5
02:00	1	1	0	0	0	0	0	0	0	0	0	0	0	2
03:00	1	1	1	1	1	0	0	0	0	0	0	0	0	5
04:00	0	1	2	1	0	0	0	0	0	0	0	0	0	4
05:00	10	6	8	5	0	0	0	0	0	0	0	0	0	29
06:00	6	9	24	18	2	0	0	0	0	0	0	0	0	59
07:00	10	96	168	49	2	0	0	0	0	0	0	0	0	325
08:00	10	73	147	54	3	0	0	0	0	0	0	0	0	287
09:00	3	21	53	20	1	0	0	0	0	0	0	0	0	98
10:00	2	21	42	27	0	0	0	0	0	0	0	0	0	92
11:00	6	15	35	24	3	0	0	0	0	0	0	0	0	83
12:00 PM	11	20	45	36	5	1	0	0	0	0	0	0	0	118
13:00	4	19	64	38	5	0	0	0	0	0	0	0	0	130
14:00	11	42	83	47	4	0	0	0	0	0	0	0	0	187
15:00	5	38	190	62	8	1	0	0	0	0	0	0	0	304
16:00	5	39	82	41	9	0	0	0	0	0	0	0	0	176
17:00	7	37	103	44	6	0	0	0	0	0	0	0	0	197
18:00	10	30	62	30	4	1	0	0	0	0	0	0	0	137
19:00	5	25	48	18	3	0	0	0	0	0	0	0	0	99
20:00	5	24	49	11	1	0	0	0	0	0	0	0	0	90
21:00	5	16	29	19	0	0	0	0	0	0	0	0	0	69
22:00	3	6	20	9	0	0	0	0	0	0	0	0	0	38
23:00	1	5	13	8	1	0	0	0	0	0	0	0	0	28
<b>Totals</b>	<b>122</b>	<b>548</b>	<b>1275</b>	<b>564</b>	<b>60</b>	<b>3</b>								<b>2572</b>
<b>% of Totals</b>	<b>5%</b>	<b>21%</b>	<b>50%</b>	<b>22%</b>	<b>2%</b>	<b>0%</b>								<b>100%</b>

<b>AM Volumes</b>	50	247	487	201	14	0	0	0	0	0	0	0	0	999
<b>% AM</b>	2%	10%	19%	8%	1%									39%
<b>AM Peak Hour</b>	05:00	07:00	07:00	08:00	08:00									07:00
<b>Volume</b>	10	96	168	54	3									325
<b>PM Volumes</b>	72	301	788	363	46	3	0	0	0	0	0	0	0	1573
<b>% PM</b>	3%	12%	31%	14%	2%	0%								61%
<b>PM Peak Hour</b>	12:00	14:00	15:00	15:00	16:00	12:00								15:00
<b>Volume</b>	11	42	190	62	9	1								304

Directional Peak Periods All Speeds	AM 7-9		NOON 12-2		PM 4-6		Off Peak Volumes	
	Volume	%	Volume	%	Volume	%	Volume	%
	612	↔ 24%	248	↔ 10%	373	↔ 15%	1339	↔ 52%

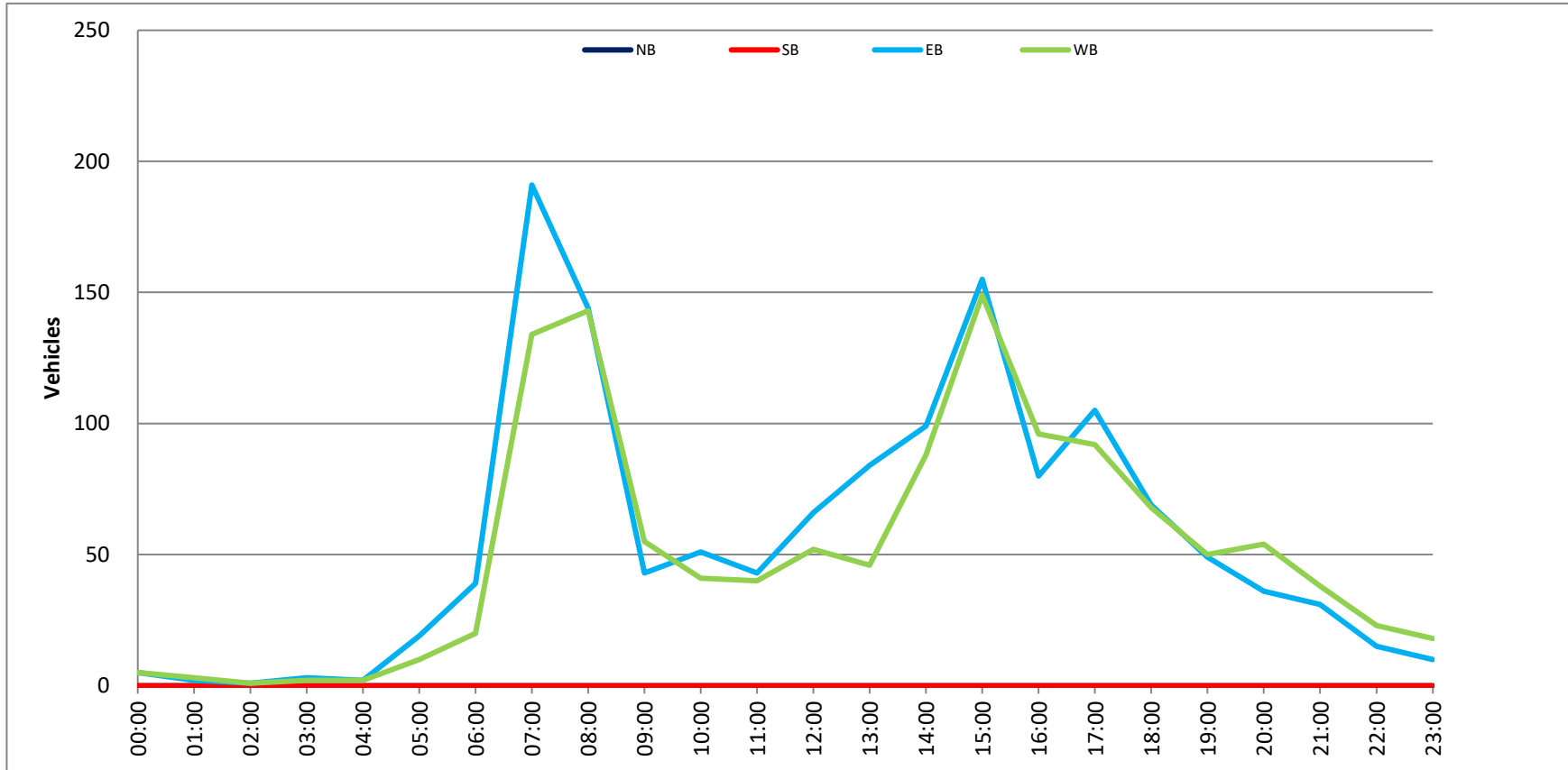
Street Name	Direction	Percentiles					ADT
		15th	50th	Average	85th	95th	
SW 52nd St	Summary	17	22	22	27	29	2572

SW 52nd St Bet. SW 93rd Ave & SW 92nd Terrace

Day: Tuesday  
 Date: 5/16/2023

City: Cooper City  
 Project #: FL23\_140259\_025

DAILY TOTALS										NB		SB		EB		WB		TOTAL	
										0		0		1,342		1,230		2,572	
DAILY TOTALS										0		0		1,342		1,230		2,572	
AM Period	NB	SB	EB	WB	TOTAL	PMI Period	NB	SB	EB	WB	TOTAL								
00:00	0	0	3	0	3	12:00	0	0	13	9	22								
00:15	0	0	0	0	0	12:15	0	0	13	10	23								
00:30	0	0	1	4	5	12:30	0	0	17	15	32								
00:45	0	0	1	5	10	12:45	0	0	23	18	41								
01:00	0	0	0	1	1	13:00	0	0	12	10	22								
01:15	0	0	0	0	0	13:15	0	0	18	15	33								
01:30	0	0	0	1	1	13:30	0	0	18	11	29								
01:45	0	0	2	2	5	13:45	0	0	36	84	120								
02:00	0	0	1	1	2	14:00	0	0	28	30	58								
02:15	0	0	0	0	0	14:15	0	0	19	15	34								
02:30	0	0	0	0	0	14:30	0	0	21	21	42								
02:45	0	0	0	0	0	14:45	0	0	31	99	130								
03:00	0	0	2	2	4	15:00	0	0	31	34	65								
03:15	0	0	1	0	1	15:15	0	0	43	18	61								
03:30	0	0	0	0	0	15:30	0	0	50	44	94								
03:45	0	0	0	0	0	15:45	0	0	31	155	186								
04:00	0	0	1	0	1	16:00	0	0	28	25	53								
04:15	0	0	0	0	0	16:15	0	0	18	25	43								
04:30	0	0	0	1	1	16:30	0	0	14	29	43								
04:45	0	0	1	2	3	16:45	0	0	20	80	100								
05:00	0	0	0	3	3	17:00	0	0	28	24	52								
05:15	0	0	4	0	4	17:15	0	0	24	22	46								
05:30	0	0	9	4	13	17:30	0	0	23	26	49								
05:45	0	0	6	3	9	17:45	0	0	30	105	135								
06:00	0	0	7	2	9	18:00	0	0	19	20	39								
06:15	0	0	4	2	6	18:15	0	0	17	16	33								
06:30	0	0	10	6	16	18:30	0	0	19	14	33								
06:45	0	0	18	10	28	18:45	0	0	14	69	83								
07:00	0	0	35	20	55	19:00	0	0	15	13	28								
07:15	0	0	51	28	79	19:15	0	0	14	12	26								
07:30	0	0	49	38	87	19:30	0	0	14	10	24								
07:45	0	0	56	191	247	19:45	0	0	6	49	55								
08:00	0	0	16	28	44	20:00	0	0	7	14	21								
08:15	0	0	33	19	52	20:15	0	0	13	16	29								
08:30	0	0	54	40	94	20:30	0	0	12	7	19								
08:45	0	0	41	144	185	20:45	0	0	4	36	40								
09:00	0	0	14	28	42	21:00	0	0	7	12	19								
09:15	0	0	5	7	12	21:15	0	0	11	6	17								
09:30	0	0	11	11	22	21:30	0	0	9	9	18								
09:45	0	0	13	43	56	21:45	0	0	4	31	35								
10:00	0	0	6	8	14	22:00	0	0	3	6	9								
10:15	0	0	12	6	18	22:15	0	0	6	8	14								
10:30	0	0	14	13	27	22:30	0	0	4	6	10								
10:45	0	0	19	51	70	22:45	0	0	2	15	17								
11:00	0	0	9	14	23	23:00	0	0	5	4	9								
11:15	0	0	9	6	15	23:15	0	0	1	5	6								
11:30	0	0	8	8	16	23:30	0	0	3	8	11								
11:45	0	0	17	43	60	23:45	0	0	1	10	11								
TOTALS			543	456	999	TOTALS			799	774	1573								
SPLIT %			54.4%	45.6%	38.8%	SPLIT %			50.8%	49.2%	61.2%								
DAILY TOTALS										NB		SB		EB		WB		Total	
										0		0		1,342		1,230		2,572	
AM Peak Hour										07:00		08:00		07:00		08:00		15:00	
AM Pk Volume										191		143		325		304		804	
Pk Hr Factor										0.853		0.638		0.781		0.703		0.809	
7 - 9 Volume										0		0		612		373		985	
7 - 9 Peak Hour										07:00		08:00		07:00		17:00		17:00	
7 - 9 Pk Volume										191		143		325		197		657	
Pk Hr Factor										0.853		0.638		0.781		0.875		0.947	



Time	< 15	15 - 19	20 - 24	25 - 29	30 - 34	35 - 39	40 - 44	45 - 49	50 - 54	55 - 59	60 - 64	65 - 69	70 +	Total
00:00 AM	0	0	0	0	0	0	0	0	0	0	0	0	0	0
00:15	0	0	0	0	0	0	0	0	0	0	0	0	0	0
00:30	1	0	1	0	1	0	0	0	0	0	0	0	0	3
00:45	0	0	0	1	0	0	0	0	0	0	0	0	0	1
01:00	0	0	0	0	0	0	0	0	0	0	0	0	0	0
01:15	0	0	0	0	0	0	0	0	0	0	0	0	0	0
01:30	0	0	0	0	2	0	0	0	0	0	0	0	0	2
01:45	0	0	0	0	0	0	0	0	0	0	0	0	0	0
02:00	0	0	1	0	0	0	0	0	0	0	0	0	0	1
02:15	0	0	0	0	0	0	0	0	0	0	0	0	0	0
02:30	0	0	0	0	0	0	0	0	0	0	0	0	0	0
02:45	0	0	0	0	0	0	0	0	0	0	0	0	0	0
03:00	0	0	0	0	0	0	0	0	0	0	0	0	0	0
03:15	0	1	0	0	0	0	0	0	0	0	0	0	0	1
03:30	1	0	0	0	0	0	0	0	0	0	0	0	0	1
03:45	0	0	0	0	0	0	0	0	0	0	0	0	0	0
04:00	0	0	0	0	0	0	0	0	0	0	0	0	0	0
04:15	0	0	0	0	0	0	0	0	0	0	0	0	0	0
04:30	0	0	0	0	0	0	0	0	0	0	0	0	0	0
04:45	0	0	1	0	0	0	0	0	0	0	0	0	0	1
05:00	0	1	0	0	0	0	0	0	0	0	0	0	0	1
05:15	0	0	3	1	1	0	0	0	0	0	0	0	0	5
05:30	4	0	1	0	0	0	0	0	0	0	0	0	0	5
05:45	7	0	1	0	0	0	0	0	0	0	0	0	0	9
06:00	2	1	0	1	0	0	0	0	0	0	0	0	0	4
06:15	0	1	3	3	1	0	0	0	0	0	0	0	0	8
06:30	1	0	4	4	0	0	0	0	0	0	0	0	0	9
06:45	0	1	5	4	1	0	0	0	0	0	0	0	0	11
07:00	1	6	22	5	0	0	0	0	0	0	0	0	0	34
07:15	3	13	34	10	1	0	0	0	0	0	0	0	0	61
07:30	2	11	24	10	1	0	0	0	0	0	0	0	0	48
07:45	4	7	31	12	0	0	0	0	0	0	0	0	0	54
08:00	1	3	9	5	0	0	0	0	0	0	0	0	0	18
08:15	0	6	19	9	0	0	0	0	0	0	0	0	0	34
08:30	6	5	20	14	5	0	0	0	0	0	0	0	0	50
08:45	2	3	15	7	0	0	0	0	0	0	0	0	0	27
09:00	4	1	6	7	1	0	0	0	0	0	0	0	0	19
09:15	1	2	4	7	0	0	0	0	0	0	0	0	0	14
09:30	1	0	5	4	0	0	0	0	0	0	0	0	0	10
09:45	1	2	1	2	0	1	0	0	0	0	0	0	0	7
10:00	0	1	2	5	0	0	0	0	0	0	0	0	0	8
10:15	0	1	3	3	0	0	0	0	0	0	0	0	0	7
10:30	0	0	2	6	0	0	0	0	0	0	0	0	0	8
10:45	1	0	4	1	2	0	0	0	0	0	0	0	0	8
11:00	0	1	3	7	2	0	0	0	0	0	0	0	0	13
11:15	0	0	5	6	0	0	0	0	0	0	0	0	0	11
11:30	2	2	2	4	0	1	0	0	0	0	0	0	0	11
11:45	1	1	2	6	0	1	0	0	0	0	0	0	0	11
12:00 PM	1	2	5	9	0	0	0	0	0	0	0	0	0	17
12:15	1	2	7	5	0	0	0	0	0	0	0	0	0	15
12:30	0	1	9	4	0	0	0	0	0	0	0	0	0	14
12:45	0	3	7	7	2	0	0	0	0	0	0	0	0	19
13:00	1	3	4	3	0	1	0	0	0	0	0	0	0	12
13:15	0	1	8	8	2	0	0	0	0	0	0	0	0	19
13:30	2	2	10	6	0	0	0	0	0	0	0	0	0	20
13:45	3	2	14	9	1	0	0	0	0	0	0	0	0	29
14:00	1	4	15	9	0	0	0	0	0	0	0	0	0	29
14:15	1	2	13	8	1	0	0	0	0	0	0	0	0	25
14:30	1	4	4	9	1	0	0	0	0	0	0	0	0	19
14:45	2	6	12	15	0	0	0	0	0	0	0	0	0	35
15:00	2	5	15	7	3	0	0	0	0	0	0	0	0	32
15:15	1	4	23	16	0	0	0	0	0	0	0	0	0	44
15:30	2	10	32	8	0	0	0	0	0	0	0	0	0	52
15:45	1	5	13	6	0	0	0	0	0	0	0	0	0	25
16:00	1	2	10	10	0	0	0	0	0	0	0	0	0	23
16:15	7	2	10	4	0	0	0	0	0	0	0	0	0	23
16:30	1	1	7	13	0	0	0	0	0	0	0	0	0	22
16:45	1	1	7	10	1	0	0	0	0	0	0	0	0	20
17:00	0	4	14	10	1	0	0	0	0	0	0	0	0	29
17:15	4	2	6	8	1	0	0	0	0	0	0	0	0	21
17:30	2	3	12	10	2	0	0	0	0	0	0	0	0	29
17:45	2	0	13	12	4	0	0	0	0	0	0	0	0	31
18:00	4	2	7	8	2	0	0	0	0	0	0	0	0	23
18:15	1	2	10	1	0	0	0	0	0	0	0	0	0	14
18:30	1	0	11	6	0	1	0	0	0	0	0	0	0	19
18:45	4	3	4	5	0	0	0	0	0	0	0	0	0	16
19:00	2	1	4	4	1	0	0	0	0	0	0	0	0	13
19:15	0	0	4	5	1	0	0	0	0	0	0	0	0	10
19:30	1	1	4	4	0	0	0	0	0	0	0	0	0	10
19:45	2	0	7	7	1	0	0	0	0	0	0	0	0	17
20:00	5	2	6	3	1	0	0	0	0	0	0	0	0	17
20:15	0	2	7	7	0	0	0	0	0	0	0	0	0	16
20:30	2	2	7	7	0	0	0	0	0	0	0	0	0	15
20:45	0	0	3	5	0	0	0	0	0	0	0	0	0	8
21:00	0	0	8	4	1	0	0	0	0	0	0	0	0	13
21:15	0	1	4	3	0	0	0	0	0	0	0	0	0	8
21:30	2	1	8	3	1	0	0	0	0	0	0	0	0	15
21:45	1	0	4	5	0	0	0	0	0	0	0	0	0	10
22:00	0	0	2	3	0	0	0	0	0	0	0	0	0	5
22:15	2	1	1	0	0	0	0	0	0	0	0	0	0	4
22:30	1	0	3	2	0	0	0	0	0	0	0	0	0	6
22:45	0	0	1	1	0	0	0	0	0	0	0	0	0	2
23:00	0	0	1	1	0	0	0	0	0	0	0	0	0	2
23:15	0	1	1	0	1	0	0	0	0	0	0	0	0	3
23:30	1	0	1	1	1	0	0	0	0	0	0	0	0	5
23:45	0	2	2	1	0	0	0	0	0	0	0	0	0	6
<b>Totals</b>	<b>112</b>	<b>163</b>	<b>614</b>	<b>432</b>	<b>49</b>	<b>6</b>								<b>1376</b>
% of Totals	8%	12%	45%	31%	4%	0%								100%

AM Volumes		46	79	234	145	18	3	0	0	0	0	0	0	530	
% AM		3%	5%	17%	11%	1%	0%							38%	
AM Peak Hour		05:15	07:00	07:00	07:45	08:15	11:00							07:00	
Volume		13	37	111	69	6	2							397	
PM Volumes		66	93	380	287	31	3	0	0	0	0	0	0	860	
% PM		5%	7%	28%	21%	2%	0%							63%	
PM Peak Hour		17:15	18:45	15:00	14:40	17:15	12:15							1448	
Volume		12	25	83	47	9	1							163	
Directional Peak Periods		AM 7-9				NOON 12-2				PM 4-6				Off Peak Volumes	
All Classes		Volume	%	Volume	%	Volume	%	Volume	%	Volume	%	Volume	%		
		326	24%	145	11%	198	14%	707	51%						

Street Name	Direction	Percentiles					
		15th	50th	Average	85th	95th	ADT
SW 52nd St	East Bound	18	23	23	28	30	1376
SW 52nd St	West Bound	17	21	21	24	27	1245

West Bound

Time	< 15	15 - 19	20 - 24	25 - 29	30 - 34	35 - 39	40 - 44	45 - 49	50 - 54	55 - 59	60 - 64	65 - 69	70 +	Total
00:00 AM	0	0	2	0	0	0	0	0	0	0	0	0	0	2
00:15	0	0	0	0	0	0	0	0	0	0	0	0	0	0
00:30	0	1	1	1	0	0	0	0	0	0	0	0	0	3
00:45	0	2	1	0	0	0	0	0	0	0	0	0	0	3
01:00	0	2	4	0	0	0	0	0	0	0	0	0	0	6
01:15	0	0	1	0	0	0	0	0	0	0	0	0	0	1
01:30	0	1	0	2	0	0	0	0	0	0	0	0	0	3
01:45	0	0	0	0	0	0	0	0	0	0	0	0	0	0
02:00	0	0	0	0	0	0	0	0	0	0	0	0	0	0
02:15	0	0	2	0	0	0	0	0	0	0	0	0	0	2
02:30	0	0	0	0	0	0	0	0	0	0	0	0	0	0
02:45	0	0	0	0	0	0	0	0	0	0	0	0	0	0
03:00	0	0	0	0	0	0	0	0	0	0	0	0	0	0
03:15	1	0	0	0	0	0	0	0	0	0	0	0	0	1
03:30	0	0	1	0	0	0	0	0	0	0	0	0	0	1
03:45	0	0	0	0	0	0	0	0	0	0	0	0	0	0
04:00	0	0	0	0	0	0	0	0	0	0	0	0	0	0
04:15	0	1	0	0	0	0	0	0	0	0	0	0	0	1
04:30	0	0	1	0	0	0	0	0	0	0	0	0	0	1
04:45	0	0	1	0	0	0	0	0	0	0	0	0	0	1
05:00	0	1	3	0	0	0	0	0	0	0	0	0	0	3
05:15	0	0	0	0	1	0	0	0	0	0	0	0	0	1
05:30	0	0	1	0	0	0	0	0	0	0	0	0	0	1
05:45	0	3	0	0	0	0	0	0	0	0	0	0	0	3
06:00	0	1	2	0	0	0	0	0	0	0	0	0	0	3
06:15	0	1	2	0	0	0	0	0	0	0	0	0	0	3
06:30	0	3	4	0	0	0	0	0	0	0	0	0	0	7
06:45	1	2	1	0	0	0	0	0	0	0	0	0	0	4
07:00	0	5	7	2	0	0	0	0	0	0	0	0	0	14
07:15	2	14	13	1	1	0	0	0	0	0	0	0	0	31
07:30	3	8	22	1	0	0	0	0	0	0	0	0	0	34
07:45	2	20	17	0	0	0	0	0	0	0	0	0	0	39
08:00	1	11	12	1	0	0	0	0	0	0	0	0	0	25
08:15	0	3	11	2	0	0	0	0	0	0	0	0	0	16
08:30	2	25	21	4	0	0	0	0	0	0	0	0	0	52
08:45	0	9	35	4	0	0	0	0	0	0	0	0	0	48
09:00	0	9	7	0	0	0	0	0	0	0	0	0	0	16
09:15	1	1	4	0	0	0	0	0	0	0	0	0	0	6
09:30	0	2	11	2	0	0	0	0	0	0	0	0	0	15
09:45	0	1	7	1	0	0	0	0	0	0	0	0	0	9
10:00	0	1	3	0	0	0	0	0	0	0	0	0	0	4
10:15	2	2	3	2	0	0	0	0	0	0	0	0	0	9
10:30	1	1	4	2	0	0	0	0	0	0	0	0	0	8
10:45	0	1	3	0	0	0	0	0	0	0	0	0	0	4
11:00	0	2	7	2	0	0	0	0	0	0	0	0	0	11
11:15	0	3	8	3	0	0	0	0	0	0	0	0	0	14
11:30	0	3	7	0	0	0	0	0	0	0	0	0	0	10
11:45	1	1	7	2	0	0	0	0	0	0	0	0	0	11
12:00 PM	2	8	5	0	0	0	0	0	0	0	0	0	0	15
12:15	1	3	4	0	1	0	0	0	0	0	0	0	0	9
12:30	0	5	9	0	0	0	0	0	0	0	0	0	0	14
12:45	0	4	6	2	0	0	0	0	0	0	0	0	0	12
13:00	1	5	7	0	0	0	0	0	0	0	0	0	0	13
13:15	0	6	12	1	1	0	0	0	0	0	0	0	0	20
13:30	0	3	7	4	0	0	0	0	0	0	0	0	0	14
13:45	0	3	6	4	0	0	0	0	0	0	0	0	0	13
14:00	3	15	14	1	0	0	0	0	0	0	0	0	0	33
14:15	0	3	7	1	0	0	0	0	0	0	0	0	0	11
14:30	0	3	9	2	0	0	0	0	0	0	0	0	0	14
14:45	4	14	20	3	0	0	0	0	0	0	0	0	0	41
15:00	0	6	14	0	0	0	0	0	0	0	0	0	0	20
15:15	1	5	14	2	0	0	0	0	0	0	0	0	0	22
15:30	1	16	35	4	0	0	0	0	0	0	0	0	0	56
15:45	1	20	42	4	0	0	0	0	0	0	0	0	0	67
16:00	1	7	19	1	0	0	0	0	0	0	0	0	0	28
16:15	0	2	10	1	0	0	0	0	0	0	0	0	0	13
16:30	0	5	17	1	0	0	0	0	0	0	0	0	0	23
16:45	0	6	7	3	0	0	0	0	0	0	0	0	0	16
17:00	1	10	15	2	0	0	0	0	0	0	0	0	0	28
17:15	0	3	15	2	0	0	0	0	0	0	0	0	0	20
17:30	0	4	8	4	0	0	0	0	0	0	0	0	0	16
17:45	0	8	16	2	0	0	0	0	0	0	0	0	0	26
18:00	1	10	6	1	0	0	0	0	0	0	0	0	0	18
18:15	2	6	12	3	0	0	0	0	0	0	0	0	0	23
18:30	1	3	9	0	0	0	0	0	0	0	0	0	0	13
18:45	1	4	9	1	0	0	0	0	0	0	0	0	0	15
19:00	2	4	9	2	0	0	0	0	0	0	0	0	0	17
19:15	0	3	10	2	0	0	0	0	0	0	0	0	0	15
19:30	2	5	10	2	0	0	0	0	0	0	0	0	0	19
19:45	1	2	4	1	0	0	0	0	0	0	0	0	0	8
20:00	1	6	12	1	0	0	0	0	0	0	0	0	0	20
20:15	1	8	11	0	0	0	0	0	0	0	0	0	0	20
20:30	1	4	4	4	1	0	0	0	0	0	0	0	0	13
20:45	1	2	4	0	0	0	0	0	0	0	0	0	0	7
21:00	1	2	8	1	0	0	0	0	0	0	0	0	0	12
21:15	0	7	8	0	0	0	0	0	0	0	0	0	0	15
21:30	0	3	3	0	0	0	0	0	0	0	0	0	0	6
21:45	0	2	3	2	0	0	0	0	0	0	0	0	0	7
22:00	0	2	3	2	0	0	0	0	0	0	0	0	0	7
22:15	0	0	5	1	0	0	0	0	0	0	0	0	0	6
22:30	1	3	5	0	0	0	0	0	0	0	0	0	0	9
22:45	0	1	4	0	0	0	0	0	0	0	0	0	0	5
23:00	0	3	3	0	0	0	0	0	0	0	0	0	0	6
23:15	0	2	3	0	0	0	0	0	0	0	0	0	0	5
23:30	0	1	3	2	1	0	0	0	0	0	0	0	0	7
23:45	0	1	1	1	0	0	0	0	0	0	0	0	0	3
<b>Totals</b>	<b>45</b>	<b>388</b>	<b>701</b>	<b>103</b>	<b>4</b>									<b>1245</b>
% of Totals	4%	31%	56%	8%	0%									100%

AM Volumes		17	140	234	33	1	0	0	0	0	0	0	0	423
% AM		1%	11%	19%	3%	0%								34%
AM Peak Hour	07:15 - 07:45	8	59	79	11	1								0800
Volume		8	59	79	11	1								141
PM Volumes		32	248	467	70	3	0	0	0	0	0	0	0	820
% PM		3%	20%	38%	6%	0%								66%
PM Peak Hour	15:00 - 15:15	14	151	151	12	0								1545
Volume		14	151	151	12	0								173
Directional Peak Periods		AM 7-9				NOON 12-2				PM 4-6		Off Peak Volumes		
All Classes	Volume	4	21	21	1	110	9%	170	14%	706	57%			

Street Name	Direction	Percentiles					
		15th	50th	Average	85th	95th	ADT
SW 52nd St	East Bound	18	23	23	28	30	1376
SW 52nd St	West Bound	17	21	21	24	27	1245

**Summary**

Time	< 15	15 - 19	20 - 24	25 - 29	30 - 34	35 - 39	40 - 44	45 - 49	50 - 54	55 - 59	60 - 64	65 - 69	70 +	Total
00:00 AM	0	0	2	0	0	0	0	0	0	0	0	0	0	2
00:15	0	0	0	0	0	0	0	0	0	0	0	0	0	0
00:30	1	1	2	1	1	0	0	0	0	0	0	0	0	6
00:45	0	2	1	1	0	0	0	0	0	0	0	0	0	4
01:00	0	2	5	0	0	0	0	0	0	0	0	0	0	7
01:15	0	0	1	0	0	0	0	0	0	0	0	0	0	1
01:30	0	1	0	2	2	0	0	0	0	0	0	0	0	5
01:45	0	0	0	0	0	0	0	0	0	0	0	0	0	0
02:00	0	0	1	0	0	0	0	0	0	0	0	0	0	1
02:15	0	0	2	0	0	0	0	0	0	0	0	0	0	2
02:30	0	0	1	0	0	0	0	0	0	0	0	0	0	1
02:45	0	0	0	0	0	0	0	0	0	0	0	0	0	0
03:00	0	0	0	0	0	0	0	0	0	0	0	0	0	0
03:15	1	1	0	0	0	0	0	0	0	0	0	0	0	2
03:30	1	0	1	0	0	0	0	0	0	0	0	0	0	2
03:45	0	0	0	0	0	0	0	0	0	0	0	0	0	0
04:00	0	0	1	0	0	0	0	0	0	0	0	0	0	1
04:15	0	1	0	0	0	0	0	0	0	0	0	0	0	1
04:30	0	0	1	0	0	0	0	0	0	0	0	0	0	1
04:45	0	0	2	0	0	0	0	0	0	0	0	0	0	2
05:00	0	2	1	0	0	0	0	0	0	0	0	0	0	3
05:15	0	0	1	2	1	0	0	0	0	0	0	0	0	4
05:30	4	0	2	0	0	0	0	0	0	0	0	0	0	6
05:45	7	3	1	1	0	0	0	0	0	0	0	0	0	12
06:00	2	2	2	1	0	0	0	0	0	0	0	0	0	7
06:15	0	2	5	3	1	0	0	0	0	0	0	0	0	11
06:30	1	3	8	4	0	0	0	0	0	0	0	0	0	16
06:45	1	3	6	4	1	0	0	0	0	0	0	0	0	15
07:00	1	11	29	7	0	0	0	0	0	0	0	0	0	48
07:15	5	27	47	11	2	0	0	0	0	0	0	0	0	92
07:30	5	19	46	11	1	0	0	0	0	0	0	0	0	82
07:45	6	27	48	12	0	0	0	0	0	0	0	0	0	93
08:00	2	14	21	6	0	0	0	0	0	0	0	0	0	43
08:15	0	9	30	11	0	0	0	0	0	0	0	0	0	50
08:30	8	30	41	18	5	0	0	0	0	0	0	0	0	102
08:45	2	12	50	11	0	0	0	0	0	0	0	0	0	75
09:00	4	10	13	7	1	0	0	0	0	0	0	0	0	35
09:15	2	3	8	7	0	0	0	0	0	0	0	0	0	20
09:30	1	2	16	6	0	0	0	0	0	0	0	0	0	25
09:45	1	3	8	3	0	1	0	0	0	0	0	0	0	16
10:00	0	2	5	5	0	0	0	0	0	0	0	0	0	12
10:15	2	3	6	5	0	0	0	0	0	0	0	0	0	16
10:30	1	1	6	8	0	0	0	0	0	0	0	0	0	16
10:45	1	1	7	11	2	0	0	0	0	0	0	0	0	12
11:00	0	3	10	9	2	0	0	0	0	0	0	0	0	24
11:15	0	3	13	9	0	0	0	0	0	0	0	0	0	25
11:30	2	5	9	4	0	1	0	0	0	0	0	0	0	21
11:45	2	2	9	8	0	1	0	0	0	0	0	0	0	22
12:00 PM	3	10	10	9	0	0	0	0	0	0	0	0	0	32
12:15	2	5	11	5	1	0	0	0	0	0	0	0	0	24
12:30	0	6	18	4	0	0	0	0	0	0	0	0	0	28
12:45	0	7	13	9	2	0	0	0	0	0	0	0	0	31
13:00	2	8	11	3	0	1	0	0	0	0	0	0	0	25
13:15	0	7	20	9	3	0	0	0	0	0	0	0	0	39
13:30	2	5	17	10	0	0	0	0	0	0	0	0	0	34
13:45	3	5	20	13	1	0	0	0	0	0	0	0	0	42
14:00	4	19	29	10	0	0	0	0	0	0	0	0	0	62
14:15	1	5	20	9	1	0	0	0	0	0	0	0	0	36
14:30	1	7	13	11	1	0	0	0	0	0	0	0	0	33
14:45	6	20	32	18	0	0	0	0	0	0	0	0	0	76
15:00	2	11	28	7	3	0	0	0	0	0	0	0	0	52
15:15	2	9	37	18	0	0	0	0	0	0	0	0	0	66
15:30	3	26	67	12	0	0	0	0	0	0	0	0	0	108
15:45	2	25	55	10	0	0	0	0	0	0	0	0	0	92
16:00	2	9	29	11	0	0	0	0	0	0	0	0	0	51
16:15	7	4	20	5	0	0	0	0	0	0	0	0	0	36
16:30	1	6	24	14	0	0	0	0	0	0	0	0	0	45
16:45	1	7	14	13	1	0	0	0	0	0	0	0	0	36
17:00	1	14	29	12	1	0	0	0	0	0	0	0	0	57
17:15	4	5	21	10	1	0	0	0	0	0	0	0	0	41
17:30	2	7	20	14	2	0	0	0	0	0	0	0	0	45
17:45	2	8	29	14	4	0	0	0	0	0	0	0	0	57
18:00	5	12	13	9	2	0	0	0	0	0	0	0	0	41
18:15	3	8	22	4	0	0	0	0	0	0	0	0	0	37
18:30	2	3	20	6	0	1	0	0	0	0	0	0	0	32
18:45	5	7	13	6	0	0	0	0	0	0	0	0	0	31
19:00	4	5	13	6	1	0	0	0	0	0	0	0	0	29
19:15	0	3	14	7	1	0	0	0	0	0	0	0	0	25
19:30	3	6	14	6	0	0	0	0	0	0	0	0	0	29
19:45	3	2	11	8	1	0	0	0	0	0	0	0	0	25
20:00	6	8	18	4	1	0	0	0	0	0	0	0	0	37
20:15	1	10	18	7	0	0	0	0	0	0	0	0	0	36
20:30	3	7	11	6	1	0	0	0	0	0	0	0	0	28
20:45	1	2	7	5	0	0	0	0	0	0	0	0	0	15
21:00	1	2	16	5	1	0	0	0	0	0	0	0	0	25
21:15	0	8	12	3	0	0	0	0	0	0	0	0	0	23
21:30	2	4	11	3	1	0	0	0	0	0	0	0	0	21
21:45	1	2	7	7	0	0	0	0	0	0	0	0	0	13
22:00	0	2	5	5	0	0	0	0	0	0	0	0	0	12
22:15	2	1	6	1	0	0	0	0	0	0	0	0	0	10
22:30	2	3	8	2	0	0	0	0	0	0	0	0	0	15
22:45	0	1	5	1	0	0	0	0	0	0	0	0	0	7
23:00	0	3	4	1	0	0	0	0	0	0	0	0	0	8
23:15	0	3	4	0	1	0	0	0	0	0	0	0	0	8
23:30	1	1	4	3	2	1	0	0	0	0	0	0	0	12
23:45	0	3	3	2	1	0	0	0	0	0	0	0	0	9
<b>Totals</b>	<b>161</b>	<b>551</b>	<b>1313</b>	<b>535</b>	<b>53</b>	<b>6</b>								<b>2621</b>
<b>% of Totals</b>	<b>6%</b>	<b>21%</b>	<b>50%</b>	<b>20%</b>	<b>2%</b>	<b>0%</b>								<b>100%</b>

AM Volumes	63	210	468	178	19	3	0	0	0	0	0	0	0	941
% AM	2%	8%	18%	7%	1%	0%								36%
AM Peak Hour	07:15	07:15	07:00	07:45	08:15	11:00								07:00
Volume	18	87	170	47	6	2								313
PM Volumes	98	341	847	357	34	3	0	0	0	0	0	0	0	1680
% PM	4%	13%	32%	14%	1%	0%								64%
PM Peak Hour	18:00	15:00	15:00	16:45	17:15	12:15								15:00
Volume	15	71	188	95	9	1								313

Directional Peak Periods		AM 7-9		NOON 12-2		PM 4-6		Off Peak Volumes	
All Classes	Volume	%	Volume	%	Volume	%	Volume	%	
	585	22%	255	10%	368	14%	1413	54%	

Street Name	Direction	15th	50th	Average	85th	95th	ADT
SW 52nd St	Summary	17	22	22	27	29	2621

# SPEED

SW 52nd St Bet. SW 93rd Ave & SW 92nd Terrace

Day: Wednesday

Date: 5/17/2023

City: Cooper City

Project #: FL23\_140259\_025e

**East Bound**

Time	< 15	15 - 19	20 - 24	25 - 29	30 - 34	35 - 39	40 - 44	45 - 49	50 - 54	55 - 59	60 - 64	65 - 69	70 +	Total
00:00 AM	1	0	1	1	1	0	0	0	0	0	0	0	0	4
01:00	0	0	1	0	2	0	0	0	0	0	0	0	0	3
02:00	0	0	2	0	0	0	0	0	0	0	0	0	0	2
03:00	1	1	0	0	0	0	0	0	0	0	0	0	0	2
04:00	0	0	2	0	0	0	0	0	0	0	0	0	0	2
05:00	11	1	3	2	1	0	0	0	0	0	0	0	0	18
06:00	3	3	12	12	2	0	0	0	0	0	0	0	0	32
07:00	10	37	111	37	2	0	0	0	0	0	0	0	0	197
08:00	9	17	63	35	5	0	0	0	0	0	0	0	0	129
09:00	7	5	16	20	1	1	0	0	0	0	0	0	0	50
10:00	1	2	11	15	2	0	0	0	0	0	0	0	0	31
11:00	3	4	12	23	2	2	0	0	0	0	0	0	0	46
12:00 PM	2	8	28	25	2	0	0	0	0	0	0	0	0	65
13:00	6	8	36	26	3	1	0	0	0	0	0	0	0	80
14:00	5	16	44	41	2	0	0	0	0	0	0	0	0	108
15:00	6	24	83	37	3	0	0	0	0	0	0	0	0	153
16:00	10	6	34	37	1	0	0	0	0	0	0	0	0	88
17:00	8	9	45	40	8	0	0	0	0	0	0	0	0	110
18:00	10	7	32	20	2	1	0	0	0	0	0	0	0	72
19:00	5	2	19	20	3	0	0	0	0	0	0	0	0	49
20:00	7	7	23	17	2	0	0	0	0	0	0	0	0	56
21:00	3	2	24	15	2	0	0	0	0	0	0	0	0	46
22:00	3	1	7	6	0	0	0	0	0	0	0	0	0	17
23:00	1	3	5	3	3	1	0	0	0	0	0	0	0	16
<b>Totals</b>	<b>112</b>	<b>163</b>	<b>614</b>	<b>432</b>	<b>49</b>	<b>6</b>								<b>1376</b>
<b>% of Totals</b>	<b>8%</b>	<b>12%</b>	<b>45%</b>	<b>31%</b>	<b>4%</b>	<b>0%</b>								<b>100%</b>

<b>AM Volumes</b>	46	70	234	145	18	3	0	0	0	0	0	0	0	516
<b>% AM</b>	3%	5%	17%	11%	1%	0%								38%
<b>AM Peak Hour</b>	05:00	07:00	07:00	07:00	08:00	11:00								07:00
<b>Volume</b>	11	37	111	37	5	2								197
<b>PM Volumes</b>	66	93	380	287	31	3	0	0	0	0	0	0	0	860
<b>% PM</b>	5%	7%	28%	21%	2%	0%								63%
<b>PM Peak Hour</b>	16:00	15:00	15:00	14:00	17:00	13:00								15:00
<b>Volume</b>	10	24	83	41	8	1								153

Directional Peak Periods All Speeds	AM 7-9		NOON 12-2		PM 4-6		Off Peak Volumes	
	Volume	%	Volume	%	Volume	%	Volume	%
	326	↔ 24%	145	↔ 11%	198	↔ 14%	707	↔ 51%

Street Name	Direction	Percentiles					ADT
		15th	50th	Average	85th	95th	
SW 52nd St	East Bound	18	23	23	28	30	1376
SW 52nd St	West Bound	17	21	21	24	27	1245



**SPEED**

SW 52nd St Bet. SW 93rd Ave &amp; SW 92nd Terrace

Day: Wednesday

Date: 5/17/2023

City: Cooper City

Project #: FL23\_140259\_025w

**West Bound**

Time	< 15	15 - 19	20 - 24	25 - 29	30 - 34	35 - 39	40 - 44	45 - 49	50 - 54	55 - 59	60 - 64	65 - 69	70 +	Total
00:00 AM	0	3	4	1	0	0	0	0	0	0	0	0	0	8
01:00	0	3	5	2	0	0	0	0	0	0	0	0	0	10
02:00	0	0	2	0	0	0	0	0	0	0	0	0	0	2
03:00	1	0	1	0	0	0	0	0	0	0	0	0	0	2
04:00	0	1	2	0	0	0	0	0	0	0	0	0	0	3
05:00	0	4	2	1	0	0	0	0	0	0	0	0	0	7
06:00	1	7	9	0	0	0	0	0	0	0	0	0	0	17
07:00	7	47	59	4	1	0	0	0	0	0	0	0	0	118
08:00	3	48	79	11	0	0	0	0	0	0	0	0	0	141
09:00	1	13	29	3	0	0	0	0	0	0	0	0	0	46
10:00	3	5	13	4	0	0	0	0	0	0	0	0	0	25
11:00	1	9	29	7	0	0	0	0	0	0	0	0	0	46
12:00 PM	3	20	24	2	1	0	0	0	0	0	0	0	0	50
13:00	1	17	32	9	1	0	0	0	0	0	0	0	0	60
14:00	7	35	50	7	0	0	0	0	0	0	0	0	0	99
15:00	3	47	105	10	0	0	0	0	0	0	0	0	0	165
16:00	1	20	53	6	0	0	0	0	0	0	0	0	0	80
17:00	1	25	54	10	0	0	0	0	0	0	0	0	0	90
18:00	5	23	36	5	0	0	0	0	0	0	0	0	0	69
19:00	5	14	33	7	0	0	0	0	0	0	0	0	0	59
20:00	4	20	31	5	0	0	0	0	0	0	0	0	0	60
21:00	1	14	22	3	0	0	0	0	0	0	0	0	0	40
22:00	1	6	17	3	0	0	0	0	0	0	0	0	0	27
23:00	0	7	10	3	1	0	0	0	0	0	0	0	0	21
<b>Totals</b>	<b>49</b>	<b>388</b>	<b>701</b>	<b>103</b>	<b>4</b>									<b>1245</b>
<b>% of Totals</b>	<b>4%</b>	<b>31%</b>	<b>56%</b>	<b>8%</b>	<b>0%</b>									<b>100%</b>

<b>AM Volumes</b>	17	140	234	33	1	0	0	0	0	0	0	0	0	425
<b>% AM</b>	1%	11%	19%	3%	0%									34%
<b>AM Peak Hour</b>	07:00	08:00	08:00	08:00	07:00									08:00
<b>Volume</b>	7	48	79	11	1									141
<b>PM Volumes</b>	32	248	467	70	3	0	0	0	0	0	0	0	0	820
<b>% PM</b>	3%	20%	38%	6%	0%									66%
<b>PM Peak Hour</b>	14:00	15:00	15:00	15:00	12:00									15:00
<b>Volume</b>	7	47	105	10	1									165
<b>Directional Peak Periods</b>	<b>AM 7-9</b>		<b>NOON 12-2</b>		<b>PM 4-6</b>		<b>Off Peak Volumes</b>							
<b>All Speeds</b>	Volume		%	Volume		%	Volume		%	Volume		%		
	259	↔	21%	110	↔	9%	170	↔	14%	706	↔	57%		

Street Name	Direction	Percentiles					ADT
		15th	50th	Average	85th	95th	
SW 52nd St	East Bound	18	23	23	28	30	1376
SW 52nd St	West Bound	17	21	21	24	27	1245

**SPEED**

SW 52nd St Bet. SW 93rd Ave &amp; SW 92nd Terrace

Day: Wednesday

Date: 5/17/2023

City: Cooper City

Project #: FL23\_140259\_025

**Summary**

Time	< 15	15 - 19	20 - 24	25 - 29	30 - 34	35 - 39	40 - 44	45 - 49	50 - 54	55 - 59	60 - 64	65 - 69	70 +	Total
00:00 AM	1	3	5	2	1	0	0	0	0	0	0	0	0	12
01:00	0	3	6	2	2	0	0	0	0	0	0	0	0	13
02:00	0	0	4	0	0	0	0	0	0	0	0	0	0	4
03:00	2	1	1	0	0	0	0	0	0	0	0	0	0	4
04:00	0	1	4	0	0	0	0	0	0	0	0	0	0	5
05:00	11	5	5	3	1	0	0	0	0	0	0	0	0	25
06:00	4	10	21	12	2	0	0	0	0	0	0	0	0	49
07:00	17	84	170	41	3	0	0	0	0	0	0	0	0	315
08:00	12	65	142	46	5	0	0	0	0	0	0	0	0	270
09:00	8	18	45	23	1	1	0	0	0	0	0	0	0	96
10:00	4	7	24	19	2	0	0	0	0	0	0	0	0	56
11:00	4	13	41	30	2	2	0	0	0	0	0	0	0	92
12:00 PM	5	28	52	27	3	0	0	0	0	0	0	0	0	115
13:00	7	25	68	35	4	1	0	0	0	0	0	0	0	140
14:00	12	51	94	48	2	0	0	0	0	0	0	0	0	207
15:00	9	71	188	47	3	0	0	0	0	0	0	0	0	318
16:00	11	26	87	43	1	0	0	0	0	0	0	0	0	168
17:00	9	34	99	50	8	0	0	0	0	0	0	0	0	200
18:00	15	30	68	25	2	1	0	0	0	0	0	0	0	141
19:00	10	16	52	27	3	0	0	0	0	0	0	0	0	108
20:00	11	27	54	22	2	0	0	0	0	0	0	0	0	116
21:00	4	16	46	18	2	0	0	0	0	0	0	0	0	86
22:00	4	7	24	9	0	0	0	0	0	0	0	0	0	44
23:00	1	10	15	6	4	1	0	0	0	0	0	0	0	37
<b>Totals</b>	<b>161</b>	<b>551</b>	<b>1315</b>	<b>535</b>	<b>53</b>	<b>6</b>								<b>2621</b>
<b>% of Totals</b>	<b>6%</b>	<b>21%</b>	<b>50%</b>	<b>20%</b>	<b>2%</b>	<b>0%</b>								<b>100%</b>

<b>AM Volumes</b>	63	210	468	178	19	3	0	0	0	0	0	0	0	941
<b>% AM</b>	2%	8%	18%	7%	1%	0%								36%
<b>AM Peak Hour</b>	07:00	07:00	07:00	08:00	08:00	11:00								07:00
<b>Volume</b>	17	84	170	46	5	2								315
<b>PM Volumes</b>	98	341	847	357	34	3	0	0	0	0	0	0	0	1680
<b>% PM</b>	4%	13%	32%	14%	1%	0%								64%
<b>PM Peak Hour</b>	18:00	15:00	15:00	17:00	17:00	13:00								15:00
<b>Volume</b>	15	71	188	50	8	1								318
<b>Directional Peak Periods All Speeds</b>	<b>AM 7-9</b>		<b>NOON 12-2</b>		<b>PM 4-6</b>		<b>Off Peak Volumes</b>							
	Volume	%	Volume	%	Volume	%	Volume	%	Volume	%	Volume	%	Volume	%
	585	↔	22%	255	↔	10%	368	↔	14%	1413	↔	54%		

Street Name	Direction	Percentiles					ADT
		15th	50th	Average	85th	95th	
SW 52nd St	Summary	17	22	22	27	29	2621

### VOLUME

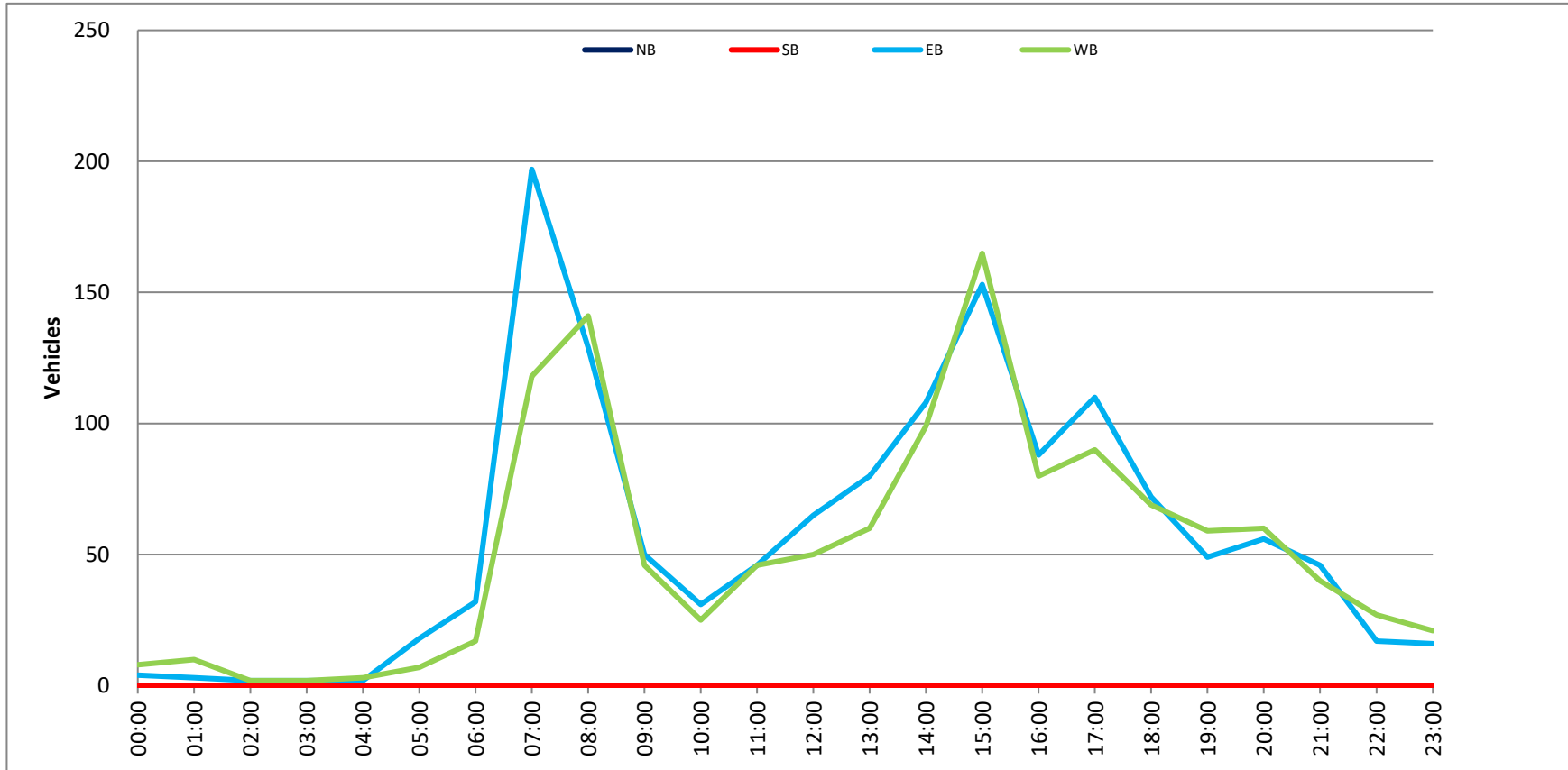
SW 52nd St Bet. SW 93rd Ave & SW 92nd Terrace

Day: Wednesday  
Date: 5/17/2023

City: Cooper City  
Project #: FL23\_140259\_025

DAILY TOTALS										NB		SB		EB		WB		TOTAL	
AM Period	NB	SB	EB	WB	TOTAL	PMI Period	NB	SB	EB	WB	TOTAL	SPLIT %	EB	WB	TOTAL	SPLIT %	EB	WB	TOTAL
										0	0	1,376	1,245	2,621					
00:00	0	0	0	2	2	12:00	0	0	17	15	32								32
00:15	0	0	0	0	0	12:15	0	0	15	9	24								24
00:30	0	0	3	3	6	12:30	0	0	14	14	28								28
00:45	0	0	1	4	5	12:45	0	0	19	65	84								115
01:00	0	0	1	3	4	13:00	0	0	12	13	25								25
01:15	0	0	0	6	6	13:15	0	0	19	20	39								39
01:30	0	0	2	3	5	13:30	0	0	20	14	34								34
01:45	0	0	0	0	0	13:45	0	0	29	80	109								140
02:00	0	0	1	0	1	14:00	0	0	29	33	62								62
02:15	0	0	0	2	2	14:15	0	0	25	11	36								36
02:30	0	0	1	0	1	14:30	0	0	19	14	33								33
02:45	0	0	0	0	0	14:45	0	0	35	108	143								207
03:00	0	0	0	0	0	15:00	0	0	32	20	52								52
03:15	0	0	1	1	2	15:15	0	0	44	22	66								66
03:30	0	0	1	1	2	15:30	0	0	52	56	108								108
03:45	0	0	0	0	0	15:45	0	0	25	153	178								178
04:00	0	0	1	0	1	16:00	0	0	23	28	51								51
04:15	0	0	0	1	1	16:15	0	0	23	13	36								36
04:30	0	0	0	1	1	16:30	0	0	22	23	45								45
04:45	0	0	1	2	3	16:45	0	0	20	88	108								168
05:00	0	0	1	2	3	17:00	0	0	29	28	57								57
05:15	0	0	3	3	6	17:15	0	0	21	20	41								41
05:30	0	0	5	1	6	17:30	0	0	29	16	45								45
05:45	0	0	9	3	12	17:45	0	0	31	110	141								200
06:00	0	0	4	3	7	18:00	0	0	23	18	41								41
06:15	0	0	8	3	11	18:15	0	0	14	23	37								37
06:30	0	0	9	7	16	18:30	0	0	19	13	32								32
06:45	0	0	11	4	15	18:45	0	0	16	72	88								141
07:00	0	0	34	14	48	19:00	0	0	12	17	29								29
07:15	0	0	61	31	92	19:15	0	0	10	15	25								25
07:30	0	0	48	34	82	19:30	0	0	10	19	29								29
07:45	0	0	54	39	93	19:45	0	0	17	49	66								108
08:00	0	0	18	25	43	20:00	0	0	17	17	34								37
08:15	0	0	34	16	50	20:15	0	0	16	20	36								36
08:30	0	0	50	52	102	20:30	0	0	15	13	28								28
08:45	0	0	27	48	75	20:45	0	0	8	56	64								116
09:00	0	0	19	16	35	21:00	0	0	13	12	25								25
09:15	0	0	14	6	20	21:15	0	0	8	15	23								23
09:30	0	0	10	15	25	21:30	0	0	15	6	21								21
09:45	0	0	7	9	16	21:45	0	0	10	46	56								86
10:00	0	0	8	4	12	22:00	0	0	5	7	12								12
10:15	0	0	7	9	16	22:15	0	0	4	6	10								10
10:30	0	0	8	8	16	22:30	0	0	6	9	15								15
10:45	0	0	8	4	12	22:45	0	0	2	17	19								19
11:00	0	0	13	11	24	23:00	0	0	2	6	8								8
11:15	0	0	11	14	25	23:15	0	0	3	5	8								8
11:30	0	0	11	10	21	23:30	0	0	5	7	12								12
11:45	0	0	11	11	22	23:45	0	0	6	3	9								9
TOTALS			516	425	941	TOTALS			860	820	1680								1680
SPLIT %			54.8%	45.2%	35.9%	SPLIT %			51.2%	48.8%	64.1%								64.1%
DAILY TOTALS										NB		SB		EB		WB		Total	
										0	0	1,376	1,245	2,621					

AM Peak Hour	07:00	08:00	07:00	PMI Peak Hour	14:45	15:15	15:00
AM Peak Volume	197	141	315	PMI Peak Volume	163	173	318
PK Hr Factor	0.807	0.678	0.847	PK Hr Factor	0.784	0.646	0.736
7 - 9 Volume	0	0	585	4 - 6 Volume	0	0	170
7 - 9 Peak Hour	07:00	08:00	07:00	4 - 6 Peak Hour	17:00	17:00	17:00
7 - 9 Pk Volume	197	141	315	4 - 6 Pk Volume	110	90	200
PK Hr Factor	0.807	0.678	0.847	PK Hr Factor	0.887	0.804	0.877



East Bound														
Time	< 15	15 - 19	20 - 24	25 - 29	30 - 34	35 - 39	40 - 44	45 - 49	50 - 54	55 - 59	60 - 64	65 - 69	70 +	Total
00:00 AM	0	2	2	0	0	0	0	0	0	0	0	0	0	4
00:15	0	1	0	0	0	0	0	0	0	0	0	0	0	1
00:30	0	1	1	0	1	0	0	0	0	0	0	0	0	3
00:45	0	0	0	0	0	0	0	0	0	0	0	0	0	0
01:00	0	0	0	0	0	0	0	0	0	0	0	0	0	0
01:15	0	0	0	0	0	0	0	0	0	0	0	0	0	0
01:30	0	0	0	0	0	0	0	0	0	0	0	0	0	0
01:45	0	0	0	0	0	0	0	0	0	0	0	0	0	0
02:00	0	0	0	1	0	0	0	0	0	0	0	0	0	1
02:15	0	1	0	0	0	0	0	0	0	0	0	0	0	1
02:30	0	0	0	0	0	0	0	0	0	0	0	0	0	0
02:45	0	0	0	0	0	0	0	0	0	0	0	0	0	0
03:00	0	0	0	0	0	0	0	0	0	0	0	0	0	0
03:15	0	1	0	0	0	0	0	0	0	0	0	0	0	1
03:30	0	0	0	0	0	0	0	0	0	0	0	0	0	0
03:45	0	1	0	0	0	0	0	0	0	0	0	0	0	1
04:00	0	0	1	0	0	0	0	0	0	0	0	0	0	1
04:15	0	0	0	0	0	0	0	0	0	0	0	0	0	0
04:30	0	0	0	0	0	0	0	0	0	0	0	0	0	0
04:45	0	0	0	0	1	0	0	0	0	0	0	0	0	1
05:00	0	0	0	4	0	0	0	0	0	0	0	0	0	4
05:15	0	0	2	0	0	0	0	0	0	0	0	0	0	2
05:30	2	0	1	0	0	1	0	0	0	0	0	0	0	4
05:45	4	1	0	2	1	0	0	0	0	0	0	0	0	8
06:00	1	0	2	0	0	0	0	0	0	0	0	0	0	3
06:15	0	2	7	3	0	0	0	0	0	0	0	0	0	12
06:30	2	0	0	0	1	0	0	0	0	0	0	0	0	3
06:45	1	0	5	3	1	0	0	0	0	0	0	0	0	10
07:00	1	8	19	7	3	0	0	0	0	0	0	0	0	38
07:15	6	5	29	13	2	0	0	0	0	0	0	0	0	55
07:30	0	8	42	12	0	0	0	0	0	0	0	0	0	62
07:45	1	10	22	14	1	0	0	0	0	0	0	0	0	48
08:00	1	0	16	3	0	0	0	0	0	0	0	0	0	20
08:15	3	3	14	14	1	0	0	0	0	0	0	0	0	35
08:30	3	15	14	11	1	0	0	0	0	0	0	0	0	44
08:45	3	8	25	8	1	0	0	0	0	0	0	0	0	45
09:00	2	2	12	2	1	0	0	0	0	0	0	0	0	19
09:15	3	2	4	4	1	0	0	0	0	0	0	0	0	16
09:30	0	1	4	5	2	0	0	0	0	0	0	0	0	12
09:45	0	5	7	4	0	1	0	0	0	0	0	0	0	17
10:00	1	1	6	5	0	0	0	0	0	0	0	0	0	13
10:15	1	0	7	4	1	0	0	0	0	0	0	0	0	13
10:30	0	0	5	3	0	0	0	0	0	0	0	0	0	8
10:45	2	2	3	1	2	0	0	0	0	0	0	0	0	10
11:00	0	1	4	3	0	0	0	0	0	0	0	0	0	8
11:15	1	3	1	1	0	0	0	0	0	0	0	0	0	6
11:30	1	0	4	5	1	0	0	0	0	0	0	0	0	11
11:45	1	0	8	7	0	0	0	0	0	0	0	0	0	16
12:00 PM	3	2	6	6	1	0	0	0	0	0	0	0	0	21
12:15	1	0	1	6	0	0	0	0	0	0	0	0	0	8
12:30	0	2	4	5	0	0	0	0	0	0	0	0	0	11
12:45	5	5	8	3	0	0	0	0	0	0	0	0	0	21
13:00	4	3	6	5	1	0	0	0	0	0	0	0	0	19
13:15	2	1	5	1	0	0	0	0	0	0	0	0	0	9
13:30	0	1	13	5	1	0	0	0	0	0	0	0	0	20
13:45	2	4	17	11	2	0	0	0	0	0	0	0	0	36
14:00	2	2	17	8	0	0	0	0	0	0	0	0	0	29
14:15	2	2	8	2	1	0	0	0	0	0	0	0	0	15
14:30	0	1	11	6	1	0	0	0	0	0	0	0	0	19
14:45	2	5	12	8	0	0	0	0	0	0	0	0	0	27
15:00	1	0	6	6	2	0	0	0	0	0	0	0	0	15
15:15	0	3	32	10	2	0	0	0	0	0	0	0	0	47
15:30	0	5	26	12	2	0	0	0	0	0	0	0	0	45
15:45	0	2	13	12	2	0	0	0	0	0	0	0	0	29
16:00	1	5	13	11	2	0	0	0	0	0	0	0	0	32
16:15	4	4	4	5	6	0	0	0	0	0	0	0	0	26
16:30	1	1	4	6	1	0	0	0	0	0	0	0	0	13
16:45	3	2	7	7	3	0	0	0	0	0	0	0	0	22
17:00	2	1	4	13	1	0	0	0	0	0	0	0	0	21
17:15	3	3	9	15	1	0	0	0	0	0	0	0	0	31
17:30	1	2	8	15	1	0	1	0	0	0	0	0	0	28
17:45	3	3	11	10	1	0	0	0	0	0	0	0	0	27
18:00	1	1	6	7	1	0	0	0	0	0	0	0	0	16
18:15	2	3	8	4	0	0	0	0	0	0	0	0	0	17
18:30	1	2	10	5	0	0	0	0	0	0	0	0	0	18
18:45	3	0	4	6	1	0	0	0	0	0	0	0	0	14
19:00	1	2	7	3	1	0	0	0	0	0	0	0	0	14
19:15	2	1	9	3	1	0	0	0	0	0	0	0	0	16
19:30	2	2	5	3	1	0	0	0	0	0	0	0	0	13
19:45	1	0	7	4	1	0	0	0	0	0	0	0	0	13
20:00	3	2	8	3	1	0	0	0	0	0	0	0	0	17
20:15	1	6	1	4	3	0	0	0	0	0	0	0	0	15
20:30	1	2	4	17	15	0	20	16	4	0	0	0	0	55
20:45	1	1	6	1	2	0	0	0	0	0	0	0	0	11
21:00	0	1	6	3	0	1	0	0	0	0	0	0	0	11
21:15	2	1	5	7	0	0	0	0	0	0	0	0	0	15
21:30	0	0	4	3	1	0	0	0	0	0	0	0	0	8
21:45	0	0	2	3	0	1	0	0	0	0	0	0	0	6
22:00	0	1	2	1	0	0	0	0	0	0	0	0	0	4
22:15	0	0	4	1	0	0	0	0	0	0	0	0	0	4
22:30	1	0	3	2	0	0	0	0	0	0	0	0	0	6
22:45	0	0	2	0	0	1	0	0	0	0	0	0	0	3
23:00	1	1	0	0	0	0	0	0	0	0	0	0	0	2
23:15	2	2	0	0	1	0	0	0	0	0	0	0	0	5
23:30	0	2	1	1	0	0	0	0	0	0	0	0	0	4
23:45	0	0	0	0	0	0	0	0	0	0	0	0	0	0
Totals	107	172	617	397	59	3	3							1358
% of Totals	8%	13%	45%	29%	4%	0%	0%							100%

AM Volumes		40	84	267	139	19	2	0	0	0	0	0	0	551
% AM		3%	6%	20%	10%	1%	0%							41%
AM Peak Hour		08:15	07:00	07:00	06:30	04:45								07:00
Volume		11	30	112	46	6	1							203
PM Volumes		67	88	350	253	40	1	3	0	0	0	0	0	807
% PM		5%	6%	26%	19%	3%	0%	0%						59%
PM Peak Hour		17:30	15:30	15:15	17:00	15:00	20:15	16:45						15:15
Volume		11	16	84	53	8	1	1						153
Directional Peak Periods		AM 7-9				NOON 12-2				PM 4-6		Off Peak Volumes		
All Classes		Volume	%	Volume	%	Volume	%	Volume	%	Volume	%			
		347	26%	145	11%	194	14%	672	49%					

Street Name	Direction	Percentiles					
		15th	50th	Average	85th	95th	ADT
SW 52nd St	East Bound	18	23	23	28	30	1358
SW 52nd St	West Bound	17	21	21	24	27	1205

SPEED

SW 52nd St Bet. SW 93rd Ave & SW 92nd Terrace

Day: Thursday  
Date: 5/18/2023

City: Cooper City  
Project #: FL23\_140259\_025w

West Bound	Time	< 15	15 - 19	20 - 24	25 - 29	30 - 34	35 - 39	40 - 44	45 - 49	50 - 54	55 - 59	60 - 64	65 - 69	70 +	Total
	00:00 AM	0	0	2	0	0	0	0	0	0	0	0	0	0	2
	00:15	0	0	0	0	0	0	0	0	0	0	0	0	0	0
	00:30	0	1	0	0	0	0	0	0	0	0	0	0	0	1
	00:45	0	1	0	0	0	0	0	0	0	0	0	0	0	1
	01:00	0	1	3	0	0	0	0	0	0	0	0	0	0	3
	01:15	0	0	1	0	0	0	0	0	0	0	0	0	0	1
	01:30	0	0	0	1	0	0	0	0	0	0	0	0	0	1
	01:45	0	0	0	0	0	0	0	0	0	0	0	0	0	0
	02:00	0	0	0	0	0	0	0	0	0	0	0	0	0	0
	02:15	0	0	2	0	0	0	0	0	0	0	0	0	0	2
	02:30	0	0	0	0	0	0	0	0	0	0	0	0	0	0
	02:45	0	0	0	0	0	0	0	0	0	0	0	0	0	0
	03:00	0	0	0	0	0	0	0	0	0	0	0	0	0	0
	03:15	1	0	0	0	0	0	0	0	0	0	0	0	0	1
	03:30	0	0	0	0	0	0	0	0	0	0	0	0	0	0
	03:45	0	1	1	0	0	0	0	0	0	0	0	0	0	2
	04:00	0	0	0	0	0	0	0	0	0	0	0	0	0	0
	04:15	0	0	0	0	0	0	0	0	0	0	0	0	0	0
	04:30	0	0	0	0	0	0	0	0	0	0	0	0	0	0
	04:45	0	1	1	0	0	0	0	0	0	0	0	0	0	2
	05:00	0	1	2	0	0	0	0	0	0	0	0	0	0	3
	05:15	0	0	0	0	0	0	0	0	0	0	0	0	0	0
	05:30	0	1	0	1	0	0	0	0	0	0	0	0	0	2
	05:45	0	1	1	0	1	0	0	0	0	0	0	0	0	3
	06:00	1	1	1	0	0	0	0	0	0	0	0	0	0	3
	06:15	0	1	1	1	0	0	0	0	0	0	0	0	0	3
	06:30	0	2	5	0	0	0	0	0	0	0	0	0	0	7
	06:45	0	6	3	0	0	0	0	0	0	0	0	0	0	9
	07:00	3	9	6	1	0	0	0	0	0	0	0	0	0	19
	07:15	1	10	14	0	0	0	0	0	0	0	0	0	0	25
	07:30	0	15	17	4	0	0	0	0	0	0	0	0	0	36
	07:45	1	24	22	4	0	0	0	0	0	0	0	0	0	51
	08:00	0	18	8	1	0	0	0	0	0	0	0	0	0	27
	08:15	1	3	17	8	0	0	0	0	0	0	0	0	0	29
	08:30	1	9	22	1	0	0	0	0	0	0	0	0	0	33
	08:45	2	13	25	2	0	0	0	0	0	0	0	0	0	42
	09:00	1	2	17	3	1	0	0	0	0	0	0	0	0	24
	09:15	2	4	3	0	0	0	0	0	0	0	0	0	0	6
	09:30	1	5	3	2	0	0	0	0	0	0	0	0	0	11
	09:45	1	0	4	0	0	0	0	0	0	0	0	0	0	5
	10:00	0	0	7	0	0	0	0	0	0	0	0	0	0	7
	10:15	0	6	11	1	0	0	0	0	0	0	0	0	0	18
	10:30	1	1	6	2	0	0	0	0	0	0	0	0	0	10
	10:45	1	3	4	0	0	0	0	0	0	0	0	0	0	8
	11:00	0	6	6	0	0	0	0	0	0	0	0	0	0	12
	11:15	0	2	3	2	0	0	0	0	0	0	0	0	0	7
	11:30	0	3	6	1	0	0	0	0	0	0	0	0	0	10
	11:45	0	2	5	1	0	0	0	0	0	0	0	0	0	8
	12:00 PM	1	3	9	1	0	0	0	0	0	0	0	0	0	14
	12:15	0	2	7	1	2	0	0	0	0	0	0	0	0	12
	12:30	0	3	7	2	0	0	0	0	0	0	0	0	0	12
	12:45	2	9	4	0	0	0	0	0	0	0	0	0	0	15
	13:00	3	3	9	1	0	0	0	0	0	0	0	0	0	16
	13:15	0	3	9	1	0	0	0	0	0	0	0	0	0	13
	13:30	0	4	6	5	1	0	0	0	0	0	0	0	0	11
	13:45	0	3	4	2	0	0	0	0	0	0	0	0	0	9
	14:00	0	9	15	1	0	0	0	0	0	0	0	0	0	25
	14:15	1	4	6	3	0	0	0	0	0	0	0	0	0	14
	14:30	0	4	7	0	0	0	0	0	0	0	0	0	0	11
	14:45	2	13	21	1	0	0	0	0	0	0	0	0	0	37
	15:00	0	10	8	1	0	0	0	0	0	0	0	0	0	20
	15:15	0	6	6	2	1	0	0	0	0	0	0	0	0	15
	15:30	0	12	40	4	0	0	0	0	0	0	0	0	0	56
	15:45	1	19	42	3	0	0	0	0	0	0	0	0	0	65
	16:00	2	7	15	3	0	0	0	0	0	0	0	0	0	27
	16:15	1	8	7	2	0	0	0	0	0	0	0	0	0	18
	16:30	3	4	10	1	0	0	0	0	0	0	0	0	0	18
	16:45	0	6	19	3	0	0	0	0	0	0	0	0	0	28
	17:00	1	3	17	4	0	0	0	0	0	0	0	0	0	25
	17:15	0	5	11	3	1	0	0	0	0	0	0	0	0	20
	17:30	0	3	18	2	0	0	0	0	0	0	0	0	0	23
	17:45	1	10	17	2	0	0	0	0	0	0	0	0	0	30
	18:00	0	5	14	3	0	0	0	0	0	0	0	0	0	22
	18:15	0	6	6	1	0	0	0	0	0	0	0	0	0	13
	18:30	0	2	6	3	0	0	0	0	0	0	0	0	0	11
	18:45	1	2	10	1	0	0	0	0	0	0	0	0	0	14
	19:00	0	7	7	0	0	0	0	0	0	0	0	0	0	14
	19:15	0	4	5	0	0	0	0	0	0	0	0	0	0	11
	19:30	1	5	4	1	0	0	0	0	0	0	0	0	0	11
	19:45	0	3	8	0	0	0	0	0	0	0	0	0	0	11
	20:00	0	6	3	3	0	0	0	0	0	0	0	0	0	12
	20:15	0	5	11	3	0	0	0	0	0	0	0	0	0	19
	20:30	0	3	4	1	0	0	0	0	0	0	0	0	0	6
	20:45	1	5	6	1	0	0	0	0	0	0	0	0	0	13
	21:00	0	1	7	1	0	0	0	0	0	0	0	0	0	9
	21:15	0	4	8	0	1	0	0	0	0	0	0	0	0	13
	21:30	0	4	3	1	0	0	0	0	0	0	0	0	0	8
	21:45	1	0	7	1	0	0	0	0	0	0	0	0	0	9
	22:00	0	4	3	0	0	0	0	0	0	0	0	0	0	7
	22:15	0	2	6	0	0	0	0	0	0	0	0	0	0	8
	22:30	0	2	2	1	0	0	0	0	0	0	0	0	0	5
	22:45	1	1	3	0	0	0	0	0	0	0	0	0	0	5
	23:00	1	1	3	1	0	0	0	0	0	0	0	0	0	6
	23:15	0	1	0	0	0	0	0	0	0	0	0	0	0	1
	23:30	0	1	0	0	0	0	0	0	0	0	0	0	0	1
	23:45	0	2	3	0	0	0	0	0	0	0	0	0	0	5
	Totals	44	382	670	102	7									1205
	% of Totals	4%	32%	56%	8%	1%									100%

AM Volumes	18	153	226	36	2	0	0	0	0	0	0	0	0	0	435	
% AM	1%	13%	19%	3%	0%										36%	
AM Peak Hour	08:30	07:15	08:15	07:30	11:30										07:30	
Volume	6	67	81	17	2										141	
PM Volumes	26	229	444	66	5	0	0	0	0	0	0	0	0	0	770	
% PM	2%	19%	37%	5%	0%										64%	
PM Peak Hour	15:45	15:00	15:30	15:45	12:00										15:30	
Volume	7	47	104	12	2										166	
Directional Peak Periods	AM 7-9				NOON 12-2				PM 4-6				Off Peak Volumes			
All Classes	Volume 262				Volume 102				Volume 189				Volume 652			
	← → 22%				← → 8%				← → 16%				← → 54%			

Street Name	Direction	15th	50th	Average	85th	95th	ADT
SW 52nd St	East Bound	18	23	23	28	30	1358
SW 52nd St	West Bound	17	21	21	24	27	1205

**Summary**

Time	< 15	15 - 19	20 - 24	25 - 29	30 - 34	35 - 39	40 - 44	45 - 49	50 - 54	55 - 59	60 - 64	65 - 69	70 +	Total
00:00 AM	0	2	4	0	0	0	0	0	0	0	0	0	0	6
00:15	0	1	0	0	0	0	0	0	0	0	0	0	0	1
00:30	0	2	1	0	1	0	0	0	0	0	0	0	0	4
00:45	0	1	0	0	0	0	0	0	0	0	0	0	0	1
01:00	0	1	1	0	0	0	0	0	0	0	0	0	0	3
01:15	0	0	1	0	0	0	0	0	0	0	0	0	0	1
01:30	0	0	0	1	0	0	0	0	0	0	0	0	0	1
01:45	0	0	0	0	0	0	0	0	0	0	0	0	0	0
02:00	0	0	0	1	0	0	0	0	0	0	0	0	0	1
02:15	0	1	2	0	0	0	0	0	0	0	0	0	0	3
02:30	0	0	0	0	0	0	0	0	0	0	0	0	0	0
02:45	0	0	0	0	0	0	0	0	0	0	0	0	0	0
03:00	0	0	0	0	0	0	0	0	0	0	0	0	0	0
03:15	1	1	0	0	0	0	0	0	0	0	0	0	0	2
03:30	0	0	0	0	0	0	0	0	0	0	0	0	0	0
03:45	0	2	1	0	0	0	0	0	0	0	0	0	0	3
04:00	0	0	1	0	0	0	0	0	0	0	0	0	0	1
04:15	0	0	0	0	0	0	0	0	0	0	0	0	0	0
04:30	0	0	0	0	0	0	0	0	0	0	0	0	0	0
04:45	0	1	1	1	0	0	0	0	0	0	0	0	0	3
05:00	0	1	2	4	0	0	0	0	0	0	0	0	0	7
05:15	0	0	2	0	0	0	0	0	0	0	0	0	0	2
05:30	2	1	1	1	0	1	0	0	0	0	0	0	0	6
05:45	4	2	1	2	2	0	0	0	0	0	0	0	0	11
06:00	2	1	3	0	0	0	0	0	0	0	0	0	0	6
06:15	0	3	8	4	0	0	0	0	0	0	0	0	0	15
06:30	2	2	5	1	0	0	0	0	0	0	0	0	0	10
06:45	1	6	8	3	1	0	0	0	0	0	0	0	0	19
07:00	4	17	25	8	3	0	0	0	0	0	0	0	0	57
07:15	7	15	43	13	2	0	0	0	0	0	0	0	0	80
07:30	0	23	59	16	0	0	0	0	0	0	0	0	0	98
07:45	2	34	44	18	1	0	0	0	0	0	0	0	0	99
08:00	1	19	24	4	0	0	0	0	0	0	0	0	0	47
08:15	4	6	31	22	1	0	0	0	0	0	0	0	0	64
08:30	4	24	36	12	1	0	0	0	0	0	0	0	0	77
08:45	5	21	50	10	1	0	0	0	0	0	0	0	0	87
09:00	3	4	29	5	2	0	0	0	0	0	0	0	0	43
09:15	5	6	6	1	0	0	0	0	0	0	0	0	0	18
09:30	1	6	7	7	2	0	0	0	0	0	0	0	0	23
09:45	1	5	11	4	0	1	0	0	0	0	0	0	0	22
10:00	1	1	13	5	0	0	0	0	0	0	0	0	0	20
10:15	1	6	18	5	1	0	0	0	0	0	0	0	0	31
10:30	1	1	11	5	0	0	0	0	0	0	0	0	0	18
10:45	3	5	7	1	2	0	0	0	0	0	0	0	0	18
11:00	0	7	10	3	0	0	0	0	0	0	0	0	0	20
11:15	1	5	4	3	0	0	0	0	0	0	0	0	0	13
11:30	1	3	10	6	1	0	0	0	0	0	0	0	0	21
11:45	1	2	13	8	0	0	0	0	0	0	0	0	0	24
12:00 PM	4	5	15	10	1	0	0	0	0	0	0	0	0	35
12:15	1	2	8	7	2	0	0	0	0	0	0	0	0	20
12:30	0	5	11	7	0	0	0	0	0	0	0	0	0	23
12:45	7	14	12	3	0	0	0	0	0	0	0	0	0	36
13:00	7	6	15	6	1	0	0	0	0	0	0	0	0	35
13:15	2	4	14	2	0	0	0	0	0	0	0	0	0	22
13:30	0	5	19	6	1	0	0	0	0	0	0	0	0	31
13:45	2	7	21	13	2	0	0	0	0	0	0	0	0	45
14:00	2	11	32	9	0	0	0	0	0	0	0	0	0	54
14:15	3	6	14	5	1	0	0	0	0	0	0	0	0	29
14:30	0	5	18	6	1	0	0	0	0	0	0	0	0	30
14:45	4	18	33	9	0	0	0	0	0	0	0	0	0	64
15:00	1	10	10	15	7	2	0	0	0	0	0	0	0	35
15:15	0	9	38	12	3	0	0	0	0	0	0	0	0	62
15:30	0	17	66	16	2	0	0	0	0	0	0	0	0	101
15:45	1	21	55	15	2	0	0	0	0	0	0	0	0	94
16:00	3	12	28	14	2	0	0	0	0	0	0	0	0	59
16:15	5	12	13	8	1	0	0	0	0	0	0	0	0	38
16:30	4	5	14	7	1	0	0	0	0	0	0	0	0	31
16:45	3	8	26	10	3	0	0	0	0	0	0	0	0	50
17:00	3	4	21	17	1	0	0	0	0	0	0	0	0	46
17:15	3	8	20	18	2	0	0	0	0	0	0	0	0	51
17:30	1	5	26	17	1	0	1	0	0	0	0	0	0	51
17:45	4	12	28	12	1	0	0	0	0	0	0	0	0	57
18:00	1	6	20	10	1	0	0	0	0	0	0	0	0	38
18:15	2	9	14	5	0	0	0	0	0	0	0	0	0	30
18:30	1	4	16	8	0	0	0	0	0	0	0	0	0	29
18:45	4	2	14	7	1	0	0	0	0	0	0	0	0	28
19:00	1	9	14	3	1	0	0	0	0	0	0	0	0	28
19:15	4	5	14	3	1	0	0	0	0	0	0	0	0	27
19:30	3	7	9	4	1	0	0	0	0	0	0	0	0	24
19:45	1	3	15	4	1	0	0	0	0	0	0	0	0	24
20:00	3	8	11	6	1	0	0	0	0	0	0	0	0	29
20:15	1	11	12	7	3	0	0	0	0	0	0	0	0	34
20:30	1	5	6	4	0	0	0	0	0	0	0	0	0	16
20:45	2	6	12	2	2	0	0	0	0	0	0	0	0	24
21:00	0	2	13	4	0	1	0	0	0	0	0	0	0	20
21:15	2	5	13	7	1	0	0	0	0	0	0	0	0	28
21:30	0	4	7	4	1	0	0	0	0	0	0	0	0	16
21:45	1	0	9	4	0	1	0	0	0	0	0	0	0	15
22:00	0	5	5	1	0	0	0	0	0	0	0	0	0	11
22:15	0	2	10	0	0	0	0	0	0	0	0	0	0	12
22:30	1	2	5	3	0	0	0	0	0	0	0	0	0	11
22:45	1	1	5	0	0	1	0	0	0	0	0	0	0	8
23:00	2	2	3	1	0	0	0	0	0	0	0	0	0	8
23:15	2	3	0	0	1	0	0	0	0	0	0	0	0	6
23:30	0	3	1	1	0	0	0	0	0	0	0	0	0	5
23:45	0	2	3	0	0	0	0	0	0	0	0	0	0	5
<b>Totals</b>	<b>151</b>	<b>554</b>	<b>1287</b>	<b>459</b>	<b>66</b>	<b>3</b>	<b>3</b>							<b>2563</b>
<b>% of Totals</b>	<b>6%</b>	<b>22%</b>	<b>50%</b>	<b>18%</b>	<b>3%</b>	<b>0%</b>	<b>0%</b>							<b>100%</b>

AM Volumes		58	237	493	175	21	2	0	0	0	0	0	0	980	
% AM		2%	9%	19%	7%	1%	0%							38%	
AM Peak Hour		08:30	07:15	07:00	07:30	06:30	04:45							07:00	
Volume		17	90	171	61	6	1							324	
PM Volumes		93	317	794	324	45	1	3	0	0	0	0	0	1577	
% PM		4%	12%	31%	13%	2%	0%							62%	
PM Peak Hour		12:30	15:30	15:15	17:00	15:00	20:15	16:45						15:15	
Volume		16	62	187	64	9	1	1						315	
Directional Peak Periods		AM 7-9				NOON 12-2				PM 4-6				Off Peak Volumes	
All Classes		Volume				Volume				Volume				Volume	
		609				247				383				1324	
		24%				10%				15%				52%	

Street Name	Direction	15th	50th	Average	85th	95th	ADT
SW 52nd St	Summary	17	22	22	27	29	2563

# SPEED

SW 52nd St Bet. SW 93rd Ave & SW 92nd Terrace

Day: Thursday  
Date: 5/18/2023

City: Cooper City  
Project #: FL23\_140259\_025e

**East Bound**

Time	< 15	15 - 19	20 - 24	25 - 29	30 - 34	35 - 39	40 - 44	45 - 49	50 - 54	55 - 59	60 - 64	65 - 69	70 +	Total
00:00 AM	0	4	3	0	1	0	0	0	0	0	0	0	0	8
01:00	0	0	0	1	0	0	0	0	0	0	0	0	0	1
02:00	0	1	0	1	0	0	0	0	0	0	0	0	0	2
03:00	0	2	0	0	0	0	0	0	0	0	0	0	0	2
04:00	0	0	1	1	0	0	0	0	0	0	0	0	0	2
05:00	6	1	3	6	1	1	0	0	0	0	0	0	0	18
06:00	4	2	14	7	1	0	0	0	0	0	0	0	0	28
07:00	8	31	112	46	6	0	0	0	0	0	0	0	0	203
08:00	10	26	69	36	3	0	0	0	0	0	0	0	0	144
09:00	5	10	27	12	3	1	0	0	0	0	0	0	0	58
10:00	4	3	21	13	3	0	0	0	0	0	0	0	0	44
11:00	3	4	17	16	1	0	0	0	0	0	0	0	0	41
12:00 PM	9	9	19	23	1	0	0	0	0	0	0	0	0	61
13:00	8	9	41	22	4	0	0	0	0	0	0	0	0	84
14:00	6	10	48	24	2	0	0	0	0	0	0	0	0	90
15:00	1	10	77	40	8	0	0	0	0	0	0	0	0	136
16:00	9	12	29	30	7	0	0	0	0	0	0	0	0	87
17:00	9	8	32	53	4	0	1	0	0	0	0	0	0	107
18:00	7	6	28	22	2	0	0	0	0	0	0	0	0	65
19:00	6	5	28	13	4	0	0	0	0	0	0	0	0	56
20:00	6	11	19	11	6	0	0	0	0	0	0	0	0	53
21:00	2	2	17	16	1	1	1	0	0	0	0	0	0	40
22:00	1	1	11	3	0	0	1	0	0	0	0	0	0	17
23:00	3	5	1	1	1	0	0	0	0	0	0	0	0	11
<b>Totals</b>	<b>107</b>	<b>172</b>	<b>617</b>	<b>397</b>	<b>59</b>	<b>3</b>	<b>3</b>							<b>1358</b>
<b>% of Totals</b>	<b>8%</b>	<b>13%</b>	<b>45%</b>	<b>29%</b>	<b>4%</b>	<b>0%</b>	<b>0%</b>							<b>100%</b>

<b>AM Volumes</b>	40	84	267	139	19	2	0	0	0	0	0	0	0	551
<b>% AM</b>	3%	6%	20%	10%	1%	0%								41%
<b>AM Peak Hour</b>	08:00	07:00	07:00	07:00	07:00	05:00								07:00
<b>Volume</b>	10	31	112	46	6	1								203
<b>PM Volumes</b>	67	88	350	258	40	1	3	0	0	0	0	0	0	807
<b>% PM</b>	5%	6%	26%	19%	3%	0%	0%							59%
<b>PM Peak Hour</b>	12:00	16:00	15:00	17:00	15:00	21:00	17:00							15:00
<b>Volume</b>	9	12	77	53	8	1	1							136

Directional Peak Periods All Speeds	AM 7-9		NOON 12-2		PM 4-6		Off Peak Volumes	
	Volume	%	Volume	%	Volume	%	Volume	%
	347	↔ 26%	145	↔ 11%	194	↔ 14%	672	↔ 49%

Street Name	Direction	Percentiles					ADT
		15th	50th	Average	85th	95th	
SW 52nd St	East Bound	18	23	23	28	30	1358
SW 52nd St	West Bound	17	21	21	24	27	1205



# SPEED

SW 52nd St Bet. SW 93rd Ave & SW 92nd Terrace

Day: Thursday  
Date: 5/18/2023

City: Cooper City  
Project #: FL23\_140259\_025w

**West Bound**

Time	< 15	15 - 19	20 - 24	25 - 29	30 - 34	35 - 39	40 - 44	45 - 49	50 - 54	55 - 59	60 - 64	65 - 69	70 +	Total
00:00 AM	0	2	2	0	0	0	0	0	0	0	0	0	0	4
01:00	0	1	2	1	0	0	0	0	0	0	0	0	0	4
02:00	0	0	2	0	0	0	0	0	0	0	0	0	0	2
03:00	1	1	1	0	0	0	0	0	0	0	0	0	0	3
04:00	0	1	1	0	0	0	0	0	0	0	0	0	0	2
05:00	0	3	3	1	1	0	0	0	0	0	0	0	0	8
06:00	1	10	10	1	0	0	0	0	0	0	0	0	0	22
07:00	5	58	59	9	0	0	0	0	0	0	0	0	0	131
08:00	4	43	72	12	0	0	0	0	0	0	0	0	0	131
09:00	5	11	26	5	1	0	0	0	0	0	0	0	0	48
10:00	2	10	28	3	0	0	0	0	0	0	0	0	0	43
11:00	0	13	20	4	0	0	0	0	0	0	0	0	0	37
12:00 PM	3	17	27	4	2	0	0	0	0	0	0	0	0	53
13:00	3	13	28	5	0	0	0	0	0	0	0	0	0	49
14:00	3	30	49	5	0	0	0	0	0	0	0	0	0	87
15:00	1	47	97	10	1	0	0	0	0	0	0	0	0	156
16:00	6	25	51	9	0	0	0	0	0	0	0	0	0	91
17:00	2	21	63	11	1	0	0	0	0	0	0	0	0	98
18:00	1	15	36	8	0	0	0	0	0	0	0	0	0	60
19:00	3	19	24	1	0	0	0	0	0	0	0	0	0	47
20:00	1	19	24	8	0	0	0	0	0	0	0	0	0	52
21:00	1	9	25	3	1	0	0	0	0	0	0	0	0	39
22:00	1	9	14	1	0	0	0	0	0	0	0	0	0	25
23:00	1	5	6	1	0	0	0	0	0	0	0	0	0	13
<b>Totals</b>	<b>44</b>	<b>382</b>	<b>670</b>	<b>102</b>	<b>7</b>									<b>1205</b>
<b>% of Totals</b>	<b>4%</b>	<b>32%</b>	<b>56%</b>	<b>8%</b>	<b>1%</b>									<b>100%</b>

<b>AM Volumes</b>	18	153	226	36	2	0	0	0	0	0	0	0	0	435
<b>% AM</b>	1%	13%	19%	3%	0%									36%
<b>AM Peak Hour</b>	07:00	07:00	08:00	08:00	05:00									07:00
<b>Volume</b>	5	58	72	12	1									131
<b>PM Volumes</b>	26	229	444	66	5	0	0	0	0	0	0	0	0	770
<b>% PM</b>	2%	19%	37%	5%	0%									64%
<b>PM Peak Hour</b>	16:00	15:00	15:00	17:00	12:00									15:00
<b>Volume</b>	6	47	97	11	2									156

Directional Peak Periods All Speeds	AM 7-9		NOON 12-2		PM 4-6		Off Peak Volumes	
	Volume	%	Volume	%	Volume	%	Volume	%
	262	↔ 22%	102	↔ 8%	189	↔ 16%	652	↔ 54%

Street Name	Direction	Percentiles					ADT
		15th	50th	Average	85th	95th	
SW 52nd St	East Bound	18	23	23	28	30	1358
SW 52nd St	West Bound	17	21	21	24	27	1205

# SPEED

SW 52nd St Bet. SW 93rd Ave & SW 92nd Terrace

Day: Thursday  
Date: 5/18/2023

City: Cooper City  
Project #: FL23\_140259\_025

## Summary

Time	< 15	15 - 19	20 - 24	25 - 29	30 - 34	35 - 39	40 - 44	45 - 49	50 - 54	55 - 59	60 - 64	65 - 69	70 +	Total
00:00 AM	0	6	5	0	1	0	0	0	0	0	0	0	0	12
01:00	0	1	2	2	0	0	0	0	0	0	0	0	0	5
02:00	0	1	2	1	0	0	0	0	0	0	0	0	0	4
03:00	1	3	1	0	0	0	0	0	0	0	0	0	0	5
04:00	0	1	2	1	0	0	0	0	0	0	0	0	0	4
05:00	6	4	6	7	2	1	0	0	0	0	0	0	0	26
06:00	5	12	24	8	1	0	0	0	0	0	0	0	0	50
07:00	13	89	171	55	6	0	0	0	0	0	0	0	0	334
08:00	14	69	141	48	3	0	0	0	0	0	0	0	0	275
09:00	10	21	53	17	4	1	0	0	0	0	0	0	0	106
10:00	6	13	49	16	3	0	0	0	0	0	0	0	0	87
11:00	3	17	37	20	1	0	0	0	0	0	0	0	0	78
12:00 PM	12	26	46	27	3	0	0	0	0	0	0	0	0	114
13:00	11	22	69	27	4	0	0	0	0	0	0	0	0	133
14:00	9	40	97	29	2	0	0	0	0	0	0	0	0	177
15:00	2	57	174	50	9	0	0	0	0	0	0	0	0	292
16:00	15	37	80	39	7	0	0	0	0	0	0	0	0	178
17:00	11	29	95	64	5	0	1	0	0	0	0	0	0	205
18:00	8	21	64	30	2	0	0	0	0	0	0	0	0	125
19:00	9	24	52	14	4	0	0	0	0	0	0	0	0	103
20:00	7	30	43	19	6	0	0	0	0	0	0	0	0	105
21:00	3	11	42	19	2	1	1	0	0	0	0	0	0	79
22:00	2	10	25	4	0	0	1	0	0	0	0	0	0	42
23:00	4	10	7	2	1	0	0	0	0	0	0	0	0	24
<b>Totals</b>	<b>151</b>	<b>554</b>	<b>1287</b>	<b>499</b>	<b>66</b>	<b>3</b>	<b>3</b>							<b>2563</b>
<b>% of Totals</b>	<b>6%</b>	<b>22%</b>	<b>50%</b>	<b>19%</b>	<b>3%</b>	<b>0%</b>	<b>0%</b>							<b>100%</b>

<b>AM Volumes</b>	58	237	493	175	21	2	0	0	0	0	0	0	0	986
<b>% AM</b>	2%	9%	19%	7%	1%	0%								38%
<b>AM Peak Hour</b>	08:00	07:00	07:00	07:00	07:00	05:00								07:00
<b>Volume</b>	14	89	171	55	6	1								334
<b>PM Volumes</b>	93	317	794	324	45	1	3	0	0	0	0	0	0	1577
<b>% PM</b>	4%	12%	31%	13%	2%	0%	0%							62%
<b>PM Peak Hour</b>	16:00	15:00	15:00	17:00	15:00	21:00	17:00							15:00
<b>Volume</b>	15	57	174	64	9	1	1							292

Directional Peak Periods All Speeds	AM 7-9		NOON 12-2		PM 4-6		Off Peak Volumes	
	Volume	%	Volume	%	Volume	%	Volume	%
	609	↔ 24%	247	↔ 10%	383	↔ 15%	1324	↔ 52%

Street Name	Direction	Percentiles					ADT
		15th	50th	Average	85th	95th	
SW 52nd St	Summary	17	22	22	27	29	2563

**VOLUME**

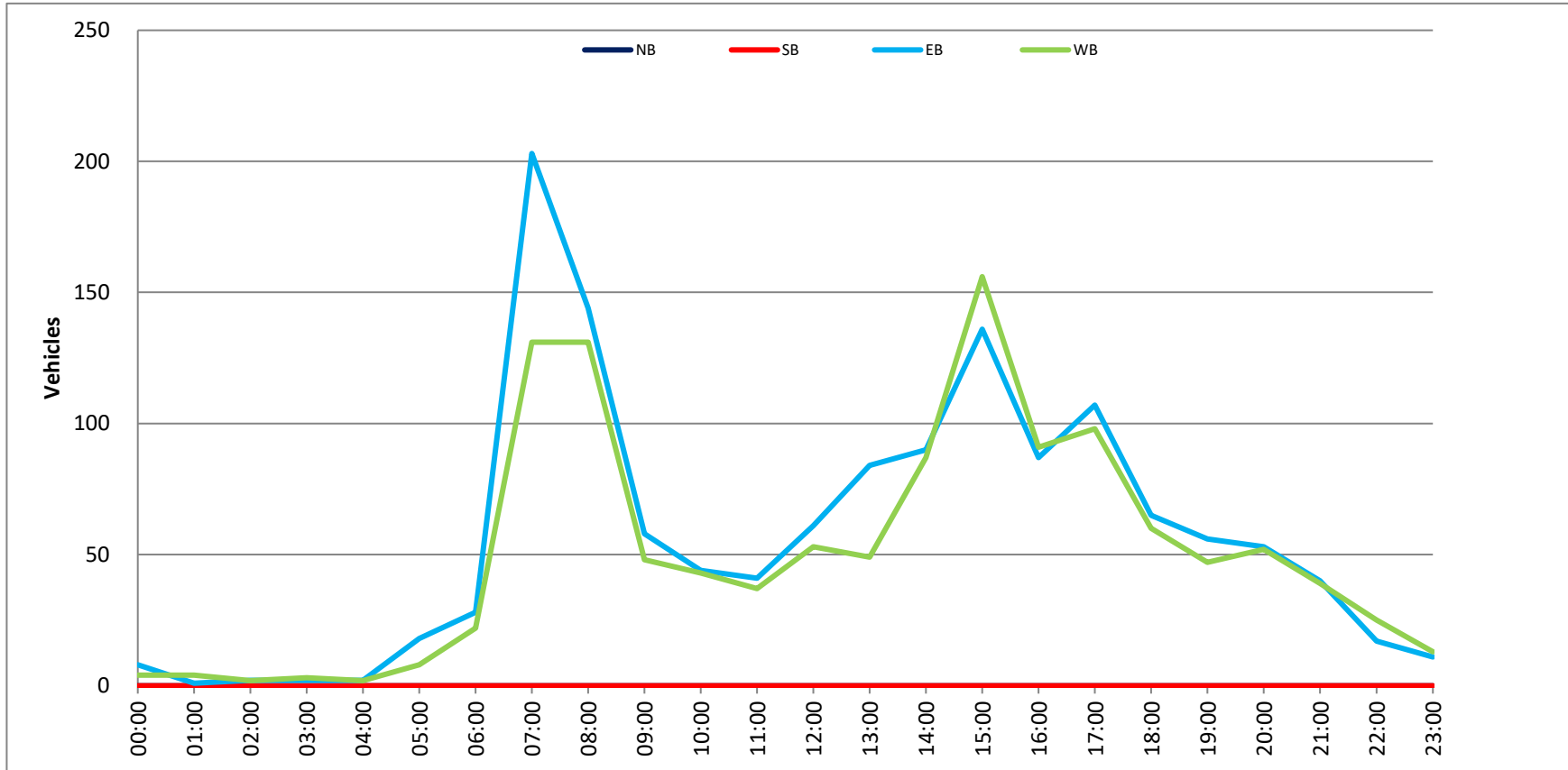
SW 52nd St Bet. SW 93rd Ave & SW 92nd Terrace

Day: Thursday  
Date: 5/18/2023

City: Cooper City  
Project #: FL23\_140259\_025

DAILY TOTALS												Total					
						NB	SB							EB	WB	Total	
						0	0							1,358	1,205	2,563	
DAILY TOTALS												Total					
						NB	SB							EB	WB	Total	
						0	0							1,358	1,205	2,563	
AM Period	NB	SB	EB	WB	TOTAL	PMI Period	NB	SB	EB	WB	TOTAL	SPLIT %	SPLIT %				
00:00	0	0	4	2	6	12:00	0	0	21	14	35						
00:15	0	0	1	0	1	12:15	0	0	8	12	20						
00:30	0	0	3	1	4	12:30	0	0	11	12	23						
00:45	0	0	0	8	12	12:45	0	0	21	15	36						
01:00	0	0	1	2	3	13:00	0	0	19	16	35						
01:15	0	0	0	1	1	13:15	0	0	9	13	22						
01:30	0	0	0	1	1	13:30	0	0	20	11	31						
01:45	0	0	0	1	4	13:45	0	0	36	84	120						
02:00	0	0	1	0	1	14:00	0	0	29	25	54						
02:15	0	0	1	2	3	14:15	0	0	15	14	29						
02:30	0	0	0	0	0	14:30	0	0	19	11	30						
02:45	0	0	0	2	2	14:45	0	0	27	37	64						
03:00	0	0	0	0	0	15:00	0	0	15	20	35						
03:15	0	0	1	1	2	15:15	0	0	47	15	62						
03:30	0	0	0	0	0	15:30	0	0	45	56	101						
03:45	0	0	1	2	3	15:45	0	0	29	136	165						
04:00	0	0	1	0	1	16:00	0	0	32	27	59						
04:15	0	0	0	0	0	16:15	0	0	20	18	38						
04:30	0	0	0	0	0	16:30	0	0	13	18	31						
04:45	0	0	1	2	3	16:45	0	0	22	87	109						
05:00	0	0	4	3	7	17:00	0	0	21	25	46						
05:15	0	0	2	2	4	17:15	0	0	31	20	51						
05:30	0	0	4	2	6	17:30	0	0	28	23	51						
05:45	0	0	8	3	11	17:45	0	0	27	107	134						
06:00	0	0	3	3	6	18:00	0	0	16	22	38						
06:15	0	0	12	3	15	18:15	0	0	17	13	30						
06:30	0	0	3	7	10	18:30	0	0	18	11	29						
06:45	0	0	10	9	19	18:45	0	0	14	65	79						
07:00	0	0	38	19	57	19:00	0	0	14	14	28						
07:15	0	0	55	25	80	19:15	0	0	16	16	32						
07:30	0	0	62	36	98	19:30	0	0	13	11	24						
07:45	0	0	48	203	251	19:45	0	0	13	56	69						
08:00	0	0	20	27	47	20:00	0	0	17	12	29						
08:15	0	0	35	29	64	20:15	0	0	15	19	34						
08:30	0	0	44	33	77	20:30	0	0	10	8	18						
08:45	0	0	45	42	87	20:45	0	0	11	53	64						
09:00	0	0	19	24	43	21:00	0	0	11	9	20						
09:15	0	0	10	8	18	21:15	0	0	28	13	41						
09:30	0	0	12	11	23	21:30	0	0	8	8	16						
09:45	0	0	17	58	75	21:45	0	0	6	40	46						
10:00	0	0	13	7	20	22:00	0	0	4	7	11						
10:15	0	0	13	18	31	22:15	0	0	4	8	12						
10:30	0	0	8	10	18	22:30	0	0	6	5	11						
10:45	0	0	10	8	18	22:45	0	0	3	17	20						
11:00	0	0	8	12	20	23:00	0	0	2	6	8						
11:15	0	0	6	7	13	23:15	0	0	5	1	6						
11:30	0	0	11	10	21	23:30	0	0	4	1	5						
11:45	0	0	16	41	57	23:45	0	0	0	11	11						
TOTALS			551	435	986	TOTALS			807	770	1577						
SPLIT %			55.9%	44.1%	38.5%	SPLIT %			51.2%	48.8%	61.5%						
<b>DAILY TOTALS</b>												<b>Total</b>					
						<b>NB</b>								<b>Total</b>			
						<b>0</b>								<b>2,563</b>			
						<b>SB</b>								<b>Total</b>			
						<b>0</b>								<b>2,563</b>			
						<b>EB</b>								<b>Total</b>			
						<b>1,358</b>								<b>2,563</b>			
						<b>WB</b>								<b>Total</b>			
						<b>1,205</b>								<b>2,563</b>			

AM Peak Hour	07:00	07:30	07:00		
AM Pk Volume	203	143	334		
Pk Hr Factor	0.819	0.701	0.843		
7 - 9 Volume	0	0	609		
7 - 9 Peak Hour	07:00	07:30	07:00		
7 - 9 Pk Volume	0	0	334		
Pk Hr Factor	0.000	0.000	0.843		
PM Peak Hour	15:15	15:30			
PM Pk Volume	153	166			
PM Hr Factor	0.814	0.638			
4 - 6 Volume	0	0	189		
4 - 6 Peak Hour	17:00	17:00			
4 - 6 Pk Volume	0	0	107		
Pk Hr Factor	0.000	0.000	0.863		



North Bound														
Time	< 15	15 - 19	20 - 24	25 - 29	30 - 34	35 - 39	40 - 44	45 - 49	50 - 54	55 - 59	60 - 64	65 - 69	70 +	Total
00:00 AM	1	1	0	0	0	0	0	0	0	0	0	0	0	2
00:15	0	0	0	0	0	0	0	0	0	0	0	0	0	0
00:30	0	0	0	0	0	0	0	0	0	0	0	0	0	0
00:45	0	0	1	0	0	0	0	0	0	0	0	0	0	1
01:00	0	0	0	0	0	0	0	0	0	0	0	0	0	0
01:15	0	0	0	0	0	0	0	0	0	0	0	0	0	0
01:30	0	0	0	0	0	0	0	0	0	0	0	0	0	0
01:45	0	0	0	0	0	0	0	0	0	0	0	0	0	0
02:00	0	0	0	0	0	0	0	0	0	0	0	0	0	0
02:15	0	0	0	0	0	0	0	0	0	0	0	0	0	0
02:30	0	0	0	0	0	0	0	0	0	0	0	0	0	0
02:45	0	0	0	0	0	0	0	0	0	0	0	0	0	0
03:00	0	0	0	0	0	0	0	0	0	0	0	0	0	0
03:15	0	0	0	0	0	0	0	0	0	0	0	0	0	0
03:30	0	0	0	0	0	0	0	0	0	0	0	0	0	0
03:45	0	0	0	0	0	0	0	0	0	0	0	0	0	0
04:00	0	0	0	0	0	0	0	0	0	0	0	0	0	0
04:15	0	0	0	0	0	0	0	0	0	0	0	0	0	0
04:30	0	0	0	0	0	0	0	0	0	0	0	0	0	0
04:45	0	0	0	0	0	0	0	0	0	0	0	0	0	0
05:00	0	0	0	0	0	0	0	0	0	0	0	0	0	0
05:15	0	0	0	0	0	0	0	0	0	0	0	0	0	0
05:30	0	0	0	0	0	0	0	0	0	0	0	0	0	0
05:45	0	0	0	0	0	0	0	0	0	0	0	0	0	0
06:00	0	0	0	0	0	0	0	0	0	0	0	0	0	0
06:15	0	0	0	0	0	0	0	0	0	0	0	0	0	0
06:30	0	0	0	0	0	0	0	0	0	0	0	0	0	0
06:45	2	3	0	0	0	0	0	0	0	0	0	0	0	5
07:00	1	0	2	0	0	0	0	0	0	0	0	0	0	3
07:15	1	4	3	0	0	0	0	0	0	0	0	0	0	8
07:30	3	5	4	0	0	0	0	0	0	0	0	0	0	12
07:45	4	6	13	0	0	0	0	0	0	0	0	0	0	23
08:00	1	3	2	0	0	0	0	0	0	0	0	0	0	6
08:15	0	0	0	0	0	0	0	0	0	0	0	0	0	0
08:30	0	5	0	0	0	0	0	0	0	0	0	0	0	5
08:45	1	1	1	0	0	0	0	0	0	0	0	0	0	3
09:00	0	2	1	1	0	0	0	0	0	0	0	0	0	4
09:15	0	2	0	0	0	0	0	0	0	0	0	0	0	2
09:30	1	0	0	0	0	0	0	0	0	0	0	0	0	1
09:45	2	3	0	0	0	0	0	0	0	0	0	0	0	5
10:00	1	0	1	1	0	0	0	0	0	0	0	0	0	3
10:15	3	1	1	0	0	0	0	0	0	0	0	0	0	5
10:30	1	1	2	0	0	0	0	0	0	0	0	0	0	4
10:45	1	1	1	0	0	0	0	0	0	0	0	0	0	4
11:00	0	1	0	0	0	0	0	0	0	0	0	0	0	1
11:15	1	0	0	0	0	0	0	0	0	0	0	0	0	1
11:30	0	1	0	0	0	0	0	0	0	0	0	0	0	1
11:45	0	0	2	0	0	0	0	0	0	0	0	0	0	2
12:00 PM	1	0	0	0	0	0	0	0	0	0	0	0	0	1
12:15	1	1	1	0	0	0	0	0	0	0	0	0	0	3
12:30	1	0	0	0	0	0	0	0	0	0	0	0	0	1
12:45	0	0	1	0	0	0	0	0	0	0	0	0	0	1
13:00	0	1	0	1	0	0	0	0	0	0	0	0	0	2
13:15	0	1	1	0	0	0	0	0	0	0	0	0	0	2
13:30	1	2	2	0	0	0	0	0	0	0	0	0	0	5
13:45	3	7	11	0	0	0	0	0	0	0	0	0	0	13
14:00	2	4	6	0	0	0	0	0	0	0	0	0	0	12
14:15	1	2	1	0	0	0	0	0	0	0	0	0	0	4
14:30	0	0	0	1	0	0	0	0	0	0	0	0	0	1
14:45	0	1	2	1	0	0	0	0	0	0	0	0	0	4
15:00	0	6	2	2	0	0	0	0	0	0	0	0	0	10
15:15	0	2	3	0	0	0	0	0	0	0	0	0	0	5
15:30	0	2	0	0	0	0	0	0	0	0	0	0	0	2
15:45	0	3	2	0	0	0	0	0	0	0	0	0	0	5
16:00	1	4	1	2	0	0	0	0	0	0	0	0	0	8
16:15	0	1	1	0	0	0	0	0	0	0	0	0	0	3
16:30	1	2	0	0	0	0	0	0	0	0	0	0	0	3
16:45	1	1	0	0	0	0	0	0	0	0	0	0	0	2
17:00	0	2	0	0	0	0	0	0	0	0	0	0	0	2
17:15	0	2	1	1	0	0	0	0	0	0	0	0	0	4
17:30	0	2	0	1	0	0	0	0	0	0	0	0	0	3
17:45	0	2	3	0	0	0	0	0	0	0	0	0	0	5
18:00	2	1	0	0	0	0	0	0	0	0	0	0	0	3
18:15	0	2	3	0	0	0	0	0	0	0	0	0	0	5
18:30	0	3	0	0	0	0	0	0	0	0	0	0	0	3
18:45	0	2	0	0	0	0	0	0	0	0	0	0	0	2
19:00	1	3	1	0	0	0	0	0	0	0	0	0	0	5
19:15	0	1	0	0	0	0	0	0	0	0	0	0	0	1
19:30	1	1	3	0	0	0	0	0	0	0	0	0	0	5
19:45	0	0	0	0	0	0	0	0	0	0	0	0	0	0
20:00	1	5	1	0	0	0	0	0	0	0	0	0	0	7
20:15	1	3	1	1	0	0	0	0	0	0	0	0	0	6
20:30	0	0	2	0	0	0	0	0	0	0	0	0	0	2
20:45	1	1	1	0	0	0	0	0	0	0	0	0	0	3
21:00	0	3	1	1	0	0	0	0	0	0	0	0	0	5
21:15	0	1	2	1	0	0	0	0	0	0	0	0	0	4
21:30	0	1	0	0	0	0	0	0	0	0	0	0	0	1
21:45	0	1	1	0	0	0	0	0	0	0	0	0	0	2
22:00	1	0	0	0	0	0	0	0	0	0	0	0	0	1
22:15	0	0	0	0	0	0	0	0	0	0	0	0	0	0
22:30	0	0	0	0	0	0	0	0	0	0	0	0	0	0
22:45	0	1	1	0	0	0	0	0	0	0	0	0	0	2
23:00	0	2	0	0	0	0	0	0	0	0	0	0	0	2
23:15	0	0	0	0	0	0	0	0	0	0	0	0	0	0
23:30	0	0	0	0	0	0	0	0	0	0	0	0	0	0
23:45	0	2	0	0	0	0	0	0	0	0	0	0	0	2
<b>Totals</b>	<b>45</b>	<b>121</b>	<b>81</b>	<b>17</b>										<b>268</b>
<b>% of Totals</b>	<b>17%</b>	<b>46%</b>	<b>31%</b>	<b>6%</b>										<b>100%</b>

AM Volumes		% AM		AM Peak Hour		PM Volumes		% PM		PM Peak Hour	
24	49	9%	15%	07:00	07:15	21	81	8%	31%	13:30	13:45
3	18		13%	10:00	10:00	7	15		17%	14:15	14:15
2	22		1%			4	11		5%		
2	21		1%			7	11		8%		

Directional Peak Periods								
All Classes	AM 7-9		NOON 12-2		PM 4-6		Off Peak Volumes	
	Volume	%	Volume	%	Volume	%	Volume	%
	60	23%	28	11%	30	11%	146	55%

Street Name	Direction	Percentiles					
		15th	50th	Average	85th	95th	ADT
SW 92nd Terrace	North Bound	14	19	18	24	26	264
SW 92nd Terrace	South Bound	10	17	16	22	24	196

Day: Tuesday  
Date: 5/16/2023

City: Cooper City  
Project #: FL23\_140259\_026s

South Bound

Time	< 15	15 - 19	20 - 24	25 - 29	30 - 34	35 - 39	40 - 44	45 - 49	50 - 54	55 - 59	60 - 64	65 - 69	70 +	Total
00:00 AM	0	0	0	0	0	0	0	0	0	0	0	0	0	0
00:15	0	0	0	0	0	0	0	0	0	0	0	0	0	0
00:30	0	0	0	1	0	0	0	0	0	0	0	0	0	1
00:45	0	0	0	0	0	0	0	0	0	0	0	0	0	0
01:00	0	0	0	0	0	0	0	0	0	0	0	0	0	0
01:15	0	0	0	0	0	0	0	0	0	0	0	0	0	0
01:30	0	0	0	0	0	0	0	0	0	0	0	0	0	0
01:45	0	0	0	0	0	0	0	0	0	0	0	0	0	0
02:00	0	0	0	0	0	0	0	0	0	0	0	0	0	0
02:15	0	0	0	0	0	0	0	0	0	0	0	0	0	0
02:30	0	0	0	0	0	0	0	0	0	0	0	0	0	0
02:45	0	0	0	0	0	0	0	0	0	0	0	0	0	0
03:00	0	0	0	0	0	0	0	0	0	0	0	0	0	0
03:15	0	0	0	0	0	0	0	0	0	0	0	0	0	0
03:30	0	0	0	0	0	0	0	0	0	0	0	0	0	0
03:45	0	0	0	0	0	0	0	0	0	0	0	0	0	0
04:00	0	0	0	0	0	0	0	0	0	0	0	0	0	0
04:15	0	0	0	0	0	0	0	0	0	0	0	0	0	0
04:30	0	0	0	0	0	0	0	0	0	0	0	0	0	0
04:45	0	0	0	0	0	0	0	0	0	0	0	0	0	0
05:00	0	0	0	0	0	1	0	0	0	0	0	0	0	1
05:15	0	0	0	0	0	0	0	0	0	0	0	0	0	0
05:30	0	1	1	0	0	0	0	0	0	0	0	0	0	2
05:45	1	0	0	0	0	0	0	0	0	0	0	0	0	1
06:00	0	0	1	0	0	0	0	0	0	0	0	0	0	1
06:15	0	1	0	0	0	0	0	0	0	0	0	0	0	1
06:30	0	1	1	0	0	0	0	0	0	0	0	0	0	2
06:45	0	2	0	0	0	0	0	0	0	0	0	0	0	2
07:00	8	3	0	0	0	0	0	0	0	0	0	0	0	11
07:15	2	2	0	0	0	0	0	0	0	0	0	0	0	4
07:30	4	5	0	1	0	0	0	0	0	0	0	0	0	10
07:45	3	5	1	0	0	0	0	0	0	0	0	0	0	9
08:00	1	3	0	0	0	0	0	0	0	0	0	0	0	4
08:15	2	1	1	0	0	0	0	0	0	0	0	0	0	4
08:30	2	0	0	0	0	0	0	0	0	0	0	0	0	2
08:45	0	2	2	0	0	0	0	0	0	0	0	0	0	4
09:00	1	1	0	1	0	0	0	0	0	0	0	0	0	3
09:15	1	4	0	0	0	0	0	0	0	0	0	0	0	5
09:30	1	0	1	0	0	0	0	0	0	0	0	0	0	2
09:45	0	1	1	0	0	0	0	0	0	0	0	0	0	2
10:00	0	0	2	0	0	0	0	0	0	0	0	0	0	2
10:15	0	2	0	0	0	0	0	0	0	0	0	0	0	2
10:30	0	1	0	0	0	0	0	0	0	0	0	0	0	1
10:45	1	2	0	1	0	0	0	0	0	0	0	0	0	4
11:00	1	3	1	0	0	0	0	0	0	0	0	0	0	5
11:15	1	1	0	0	0	0	0	0	0	0	0	0	0	2
11:30	0	1	0	0	0	0	0	0	0	0	0	0	0	1
11:45	0	3	0	0	0	0	0	0	0	0	0	0	0	3
12:00 PM	0	0	2	0	0	0	0	0	0	0	0	0	0	2
12:15	0	2	1	0	0	0	0	0	0	0	0	0	0	3
12:30	0	2	2	0	0	0	0	0	0	0	0	0	0	4
12:45	2	1	1	0	0	0	0	0	0	0	0	0	0	4
13:00	0	0	2	0	0	0	0	0	0	0	0	0	0	2
13:15	1	2	1	0	0	0	0	0	0	0	0	0	0	4
13:30	0	4	0	0	0	0	0	0	0	0	0	0	0	4
13:45	2	0	0	0	0	0	0	0	0	0	0	0	0	2
14:00	3	4	2	0	0	0	0	0	0	0	0	0	0	9
14:15	1	1	0	0	0	0	0	0	0	0	0	0	0	2
14:30	1	3	0	0	0	0	0	0	0	0	0	0	0	4
14:45	2	1	0	0	0	0	0	0	0	0	0	0	0	3
15:00	1	1	0	0	0	0	0	0	0	0	0	0	0	2
15:15	0	1	0	0	0	0	0	0	0	0	0	0	0	1
15:30	0	1	0	0	0	0	0	0	0	0	0	0	0	1
15:45	1	1	0	0	0	0	0	0	0	0	0	0	0	2
16:00	0	1	0	0	0	0	0	0	0	0	0	0	0	1
16:15	1	2	1	0	0	0	0	0	0	0	0	0	0	4
16:30	0	0	2	0	0	0	0	0	0	0	0	0	0	2
16:45	0	2	1	0	0	0	0	0	0	0	0	0	0	3
17:00	0	1	0	0	0	0	0	0	0	0	0	0	0	1
17:15	0	4	0	0	0	0	0	0	0	0	0	0	0	4
17:30	1	1	2	0	0	0	0	0	0	0	0	0	0	4
17:45	0	4	0	0	0	0	0	0	0	0	0	0	0	4
18:00	1	2	0	0	0	0	0	0	0	0	0	0	0	3
18:15	2	0	1	0	0	0	0	0	0	0	0	0	0	3
18:30	1	0	0	0	0	0	0	0	0	0	0	0	0	1
18:45	1	1	0	0	0	0	0	0	0	0	0	0	0	2
19:00	0	0	0	0	0	0	0	0	0	0	0	0	0	0
19:15	3	2	1	0	0	0	0	0	0	0	0	0	0	6
19:30	0	1	0	0	0	0	0	0	0	0	0	0	0	1
19:45	1	1	0	0	0	0	0	0	0	0	0	0	0	2
20:00	0	3	0	0	0	0	0	0	0	0	0	0	0	3
20:15	1	1	0	0	0	0	0	0	0	0	0	0	0	2
20:30	1	1	0	0	0	0	0	0	0	0	0	0	0	2
20:45	1	1	0	0	0	0	0	0	0	0	0	0	0	2
21:00	1	0	2	0	0	0	0	0	0	0	0	0	0	3
21:15	0	0	0	1	0	0	0	0	0	0	0	0	0	1
21:30	0	1	0	0	0	0	0	0	0	0	0	0	0	1
21:45	0	0	0	0	0	0	0	0	0	0	0	0	0	0
22:00	0	0	0	0	0	0	0	0	0	0	0	0	0	0
22:15	0	0	1	0	0	0	0	0	0	0	0	0	0	1
22:30	0	0	0	0	0	0	0	0	0	0	0	0	0	0
22:45	0	0	0	0	0	0	0	0	0	0	0	0	0	0
23:00	0	0	0	0	0	0	0	0	0	0	0	0	0	0
23:15	0	0	0	0	0	0	0	0	0	0	0	0	0	0
23:30	0	0	0	0	0	0	0	0	0	0	0	0	0	0
23:45	0	0	0	0	0	0	0	0	0	0	0	0	0	0
<b>Totals</b>	<b>58</b>	<b>98</b>	<b>33</b>	<b>4</b>	<b>1</b>	<b>1</b>	<b>1</b>	<b>1</b>	<b>1</b>	<b>1</b>	<b>1</b>	<b>1</b>	<b>1</b>	<b>196</b>
<b>% of Totals</b>	<b>30%</b>	<b>50%</b>	<b>18%</b>	<b>2%</b>	<b>1%</b>	<b>1%</b>	<b>1%</b>	<b>1%</b>	<b>1%</b>	<b>1%</b>	<b>1%</b>	<b>1%</b>	<b>1%</b>	<b>100%</b>

Directional Peak Periods	AM 7-9	NOON 12-2	PM 4-6	Off Peak Volumes
All Classes	Volume 48 ← → 24%	Volume 25 ← → 13%	Volume 23 ← → 12%	Volume 100 ← → 51%

Street Name	Direction	Percentiles					
		15th	50th	Average	85th	95th	ADT
SW 92nd Terrace	North Bound	14	19	18	24	26	264
SW 92nd Terrace	South Bound	10	17	16	22	24	196

Summary

Time	< 15	15 - 19	20 - 24	25 - 29	30 - 34	35 - 39	40 - 44	45 - 49	50 - 54	55 - 59	60 - 64	65 - 69	70 +	Total
00:00 AM	1	1	0	0	0	0	0	0	0	0	0	0	0	2
00:15	0	0	0	0	0	0	0	0	0	0	0	0	0	0
00:30	0	0	0	1	0	0	0	0	0	0	0	0	0	1
00:45	0	0	1	0	0	0	0	0	0	0	0	0	0	1
01:00	0	0	0	0	0	0	0	0	0	0	0	0	0	0
01:15	0	0	0	0	0	0	0	0	0	0	0	0	0	0
01:30	0	0	0	0	0	0	0	0	0	0	0	0	0	0
01:45	0	0	0	0	0	0	0	0	0	0	0	0	0	0
02:00	0	0	0	0	0	0	0	0	0	0	0	0	0	0
02:15	0	0	0	0	0	0	0	0	0	0	0	0	0	0
02:30	0	0	0	0	0	0	0	0	0	0	0	0	0	0
02:45	0	0	0	0	0	0	0	0	0	0	0	0	0	0
03:00	0	0	0	0	0	0	0	0	0	0	0	0	0	0
03:15	0	0	0	0	0	0	0	0	0	0	0	0	0	0
03:30	0	0	0	0	0	0	0	0	0	0	0	0	0	0
03:45	0	0	0	0	0	0	0	0	0	0	0	0	0	0
04:00	0	0	0	0	0	0	0	0	0	0	0	0	0	0
04:15	0	0	0	0	0	0	0	0	0	0	0	0	0	0
04:30	0	0	0	0	0	0	0	0	0	0	0	0	0	0
04:45	0	0	0	0	0	0	0	0	0	0	0	0	0	0
05:00	0	0	0	0	0	1	0	0	0	0	0	0	0	1
05:15	0	0	1	0	0	0	0	0	0	0	0	0	0	1
05:30	0	1	1	0	0	0	0	0	0	0	0	0	0	2
05:45	1	0	0	0	0	0	0	0	0	0	0	0	0	1
06:00	0	0	1	0	0	0	0	0	0	0	0	0	0	1
06:15	0	1	0	0	0	0	0	0	0	0	0	0	0	1
06:30	0	1	1	0	0	0	0	0	0	0	0	0	0	2
06:45	2	5	0	0	0	0	0	0	0	0	0	0	0	7
07:00	9	3	2	0	0	0	0	0	0	0	0	0	0	14
07:15	3	6	3	0	0	0	0	0	0	0	0	0	0	12
07:30	7	10	4	1	0	0	0	0	0	0	0	0	0	22
07:45	7	11	14	0	0	0	0	0	0	0	0	0	0	32
08:00	2	6	2	0	0	0	0	0	0	0	0	0	0	10
08:15	2	1	1	0	0	0	0	0	0	0	0	0	0	4
08:30	2	5	0	0	0	0	0	0	0	0	0	0	0	7
08:45	1	3	3	0	0	0	0	0	0	0	0	0	0	7
09:00	1	3	1	2	0	0	0	0	0	0	0	0	0	7
09:15	1	6	0	0	0	0	0	0	0	0	0	0	0	7
09:30	2	0	1	0	0	0	0	0	0	0	0	0	0	3
09:45	2	4	1	0	0	0	0	0	0	0	0	0	0	7
10:00	1	0	3	1	0	0	0	0	0	0	0	0	0	5
10:15	3	3	1	0	0	0	0	0	0	0	0	0	0	7
10:30	1	2	2	0	0	0	0	0	0	0	0	0	0	5
10:45	2	3	2	1	0	0	0	0	0	0	0	0	0	8
11:00	1	4	1	0	0	0	0	0	0	0	0	0	0	6
11:15	2	1	0	0	0	0	0	0	0	0	0	0	0	3
11:30	0	2	0	0	0	0	0	0	0	0	0	0	0	2
11:45	0	3	2	0	0	0	0	0	0	0	0	0	0	5
12:00 PM	1	3	2	0	0	0	0	0	0	0	0	0	0	6
12:15	1	3	2	0	0	0	0	0	0	0	0	0	0	6
12:30	1	2	2	0	0	0	0	0	0	0	0	0	0	5
12:45	2	1	2	0	0	0	0	0	0	0	0	0	0	5
13:00	0	1	2	1	0	0	0	0	0	0	0	0	0	4
13:15	1	3	2	0	0	0	0	0	0	0	0	0	0	6
13:30	1	6	2	0	0	0	0	0	0	0	0	0	0	9
13:45	5	7	1	0	0	0	0	0	0	0	0	0	0	15
14:00	5	8	8	0	0	0	0	0	0	0	0	0	0	21
14:15	2	3	1	0	0	0	0	0	0	0	0	0	0	6
14:30	1	3	0	1	0	0	0	0	0	0	0	0	0	5
14:45	2	2	2	1	0	0	0	0	0	0	0	0	0	7
15:00	1	7	2	2	0	0	0	0	0	0	0	0	0	12
15:15	0	3	3	0	0	0	0	0	0	0	0	0	0	6
15:30	0	3	0	0	0	0	0	0	0	0	0	0	0	3
15:45	1	4	2	0	0	0	0	0	0	0	0	0	0	7
16:00	1	5	1	2	0	0	0	0	0	0	0	0	0	9
16:15	1	3	2	1	0	0	0	0	0	0	0	0	0	7
16:30	1	2	2	0	0	0	0	0	0	0	0	0	0	5
16:45	1	3	1	0	0	0	0	0	0	0	0	0	0	5
17:00	0	3	0	0	0	0	0	0	0	0	0	0	0	3
17:15	0	6	1	1	0	0	0	0	0	0	0	0	0	8
17:30	1	3	2	1	0	0	0	0	0	0	0	0	0	7
17:45	0	6	3	0	0	0	0	0	0	0	0	0	0	9
18:00	3	3	0	0	0	0	0	0	0	0	0	0	0	6
18:15	2	2	4	0	0	0	0	0	0	0	0	0	0	8
18:30	1	3	0	0	0	0	0	0	0	0	0	0	0	4
18:45	1	3	0	0	0	0	0	0	0	0	0	0	0	4
19:00	1	3	1	0	0	0	0	0	0	0	0	0	0	5
19:15	3	3	1	0	0	0	0	0	0	0	0	0	0	7
19:30	1	2	3	0	0	0	0	0	0	0	0	0	0	6
19:45	1	1	0	0	0	0	0	0	0	0	0	0	0	2
20:00	1	8	1	0	0	0	0	0	0	0	0	0	0	10
20:15	2	4	1	1	0	0	0	0	0	0	0	0	0	8
20:30	1	4	2	0	0	0	0	0	0	0	0	0	0	7
20:45	2	2	1	0	0	0	0	0	0	0	0	0	0	5
21:00	1	3	3	1	0	0	0	0	0	0	0	0	0	8
21:15	0	1	2	2	0	0	0	0	0	0	0	0	0	5
21:30	0	2	0	0	0	0	0	0	0	0	0	0	0	2
21:45	0	1	1	0	0	0	0	0	0	0	0	0	0	2
22:00	1	0	0	0	0	0	0	0	0	0	0	0	0	1
22:15	0	0	1	0	0	0	0	0	0	0	0	0	0	1
22:30	0	0	0	0	0	0	0	0	0	0	0	0	0	0
22:45	0	1	1	0	0	0	0	0	0	0	0	0	0	2
23:00	0	2	0	0	0	0	0	0	0	0	0	0	0	2
23:15	0	0	0	0	0	0	0	0	0	0	0	0	0	0
23:30	0	0	0	0	0	0	0	0	0	0	0	0	0	0
23:45	0	2	0	0	0	0	0	0	0	0	0	0	0	2
<b>Totals</b>	<b>103</b>	<b>219</b>	<b>116</b>	<b>21</b>	<b>0</b>	<b>1</b>	<b>0</b>	<b>0</b>	<b>0</b>	<b>0</b>	<b>0</b>	<b>0</b>	<b>0</b>	<b>460</b>
<b>% of Totals</b>	<b>22%</b>	<b>48%</b>	<b>25%</b>	<b>5%</b>	<b>0%</b>	<b>0%</b>	<b>0%</b>	<b>0%</b>	<b>0%</b>	<b>0%</b>	<b>0%</b>	<b>0%</b>	<b>0%</b>	<b>100%</b>

<b>AM Volumes</b>	53	83	48	6	0	1	0	0	0	0	0	0	0	193
<b>% AM</b>	12%	18%	10%	1%	0%	0%	0%	0%	0%	0%	0%	0%	0%	42%
<b>AM Peak Hour</b>	07:00	07:15	07:30	08:15		04:15								07:30
<b>Volume</b>	26	33	23	21	2	1								89
<b>PM Volumes</b>	50	134	69	15	0	1	0	0	0	0	0	0	0	267
<b>% PM</b>	11%	29%	15%	3%	0%	0%	0%	0%	0%	0%	0%	0%	0%	58%
<b>PM Peak Hour</b>	13:30	13:15	13:15	14:15										13:15
<b>Volume</b>	31	24	14	4										51

<b>Directional Peak Periods</b>	<b>AM 7-9</b>	<b>NOON 12-2</b>	<b>PM 4-6</b>	<b>Off Peak Volumes</b>
<b>All Classes</b>	Volume 108 ← → 23%	Volume 53 ← → 12%	Volume 53 ← → 12%	Volume 246 ← → 53%

Street Name	Direction	Percentiles					
		15th	50th	Average	85th	95th	ADT
SW 92nd Terrace	Summary	12	18	18	23	25	460

# SPEED

SW 92nd Terrace N/O SW 51st St

Day: Tuesday  
Date: 5/16/2023

City: Cooper City  
Project #: FL23\_140259\_026n

## North Bound

Time	< 15	15 - 19	20 - 24	25 - 29	30 - 34	35 - 39	40 - 44	45 - 49	50 - 54	55 - 59	60 - 64	65 - 69	70 +	Total
00:00 AM	1	1	1	0	0	0	0	0	0	0	0	0	0	3
01:00	0	0	0	0	0	0	0	0	0	0	0	0	0	0
02:00	0	0	0	0	0	0	0	0	0	0	0	0	0	0
03:00	0	0	0	0	0	0	0	0	0	0	0	0	0	0
04:00	0	0	0	0	0	0	0	0	0	0	0	0	0	0
05:00	0	0	1	0	0	0	0	0	0	0	0	0	0	1
06:00	2	3	0	0	0	0	0	0	0	0	0	0	0	5
07:00	9	15	22	0	0	0	0	0	0	0	0	0	0	46
08:00	2	9	3	0	0	0	0	0	0	0	0	0	0	14
09:00	3	7	1	1	0	0	0	0	0	0	0	0	0	12
10:00	6	3	5	2	0	0	0	0	0	0	0	0	0	16
11:00	1	2	2	0	0	0	0	0	0	0	0	0	0	5
12:00 PM	3	1	2	0	0	0	0	0	0	0	0	0	0	6
13:00	4	11	5	2	0	0	0	0	0	0	0	0	0	22
14:00	3	7	9	2	0	0	0	0	0	0	0	0	0	21
15:00	0	13	7	2	0	0	0	0	0	0	0	0	0	22
16:00	3	8	2	3	0	0	0	0	0	0	0	0	0	16
17:00	0	8	4	2	0	0	0	0	0	0	0	0	0	14
18:00	2	8	3	0	0	0	0	0	0	0	0	0	0	13
19:00	2	5	4	0	0	0	0	0	0	0	0	0	0	11
20:00	3	9	5	1	0	0	0	0	0	0	0	0	0	18
21:00	0	6	4	2	0	0	0	0	0	0	0	0	0	12
22:00	1	1	1	0	0	0	0	0	0	0	0	0	0	3
23:00	0	4	0	0	0	0	0	0	0	0	0	0	0	4
<b>Totals</b>	<b>45</b>	<b>121</b>	<b>81</b>	<b>17</b>										<b>264</b>
<b>% of Totals</b>	<b>17%</b>	<b>46%</b>	<b>31%</b>	<b>6%</b>										<b>100%</b>

<b>AM Volumes</b>	24	40	35	3	0	0	0	0	0	0	0	0	0	102
<b>% AM</b>	9%	15%	13%	1%										39%
<b>AM Peak Hour</b>	07:00	07:00	07:00	10:00										07:00
<b>Volume</b>	9	15	22	2										46
<b>PM Volumes</b>	21	81	46	14	0	0	0	0	0	0	0	0	0	162
<b>% PM</b>	8%	31%	17%	5%										61%
<b>PM Peak Hour</b>	13:00	15:00	14:00	16:00										13:00
<b>Volume</b>	4	13	9	3										22

Directional Peak Periods All Speeds	AM 7-9		NOON 12-2		PM 4-6		Off Peak Volumes	
	Volume	%	Volume	%	Volume	%	Volume	%
	60	↔ 23%	28	↔ 11%	30	↔ 11%	146	↔ 55%

Street Name	Direction	Percentiles					
		15th	50th	Average	85th	95th	ADT
SW 92nd Terrace	North Bound	14	19	18	24	26	264
SW 92nd Terrace	South Bound	10	17	16	22	24	196



# SPEED

SW 92nd Terrace N/O SW 51st St

Day: Tuesday  
Date: 5/16/2023

City: Cooper City  
Project #: FL23\_140259\_026s

## South Bound

Time	< 15	15 - 19	20 - 24	25 - 29	30 - 34	35 - 39	40 - 44	45 - 49	50 - 54	55 - 59	60 - 64	65 - 69	70 +	Total
00:00 AM	0	0	0	1	0	0	0	0	0	0	0	0	0	1
01:00	0	0	0	0	0	0	0	0	0	0	0	0	0	0
02:00	0	0	0	0	0	0	0	0	0	0	0	0	0	0
03:00	0	0	0	0	0	0	0	0	0	0	0	0	0	0
04:00	0	0	0	0	0	0	0	0	0	0	0	0	0	0
05:00	1	1	1	0	0	1	0	0	0	0	0	0	0	4
06:00	0	4	2	0	0	0	0	0	0	0	0	0	0	6
07:00	17	15	1	1	0	0	0	0	0	0	0	0	0	34
08:00	5	6	3	0	0	0	0	0	0	0	0	0	0	14
09:00	3	6	2	1	0	0	0	0	0	0	0	0	0	12
10:00	1	5	3	0	0	0	0	0	0	0	0	0	0	9
11:00	2	8	1	0	0	0	0	0	0	0	0	0	0	11
12:00 PM	2	5	6	0	0	0	0	0	0	0	0	0	0	13
13:00	3	6	3	0	0	0	0	0	0	0	0	0	0	12
14:00	7	9	2	0	0	0	0	0	0	0	0	0	0	18
15:00	2	4	0	0	0	0	0	0	0	0	0	0	0	6
16:00	1	5	4	0	0	0	0	0	0	0	0	0	0	10
17:00	1	10	2	0	0	0	0	0	0	0	0	0	0	13
18:00	5	3	1	0	0	0	0	0	0	0	0	0	0	9
19:00	4	4	1	0	0	0	0	0	0	0	0	0	0	9
20:00	3	6	0	0	0	0	0	0	0	0	0	0	0	9
21:00	1	1	2	1	0	0	0	0	0	0	0	0	0	5
22:00	0	0	1	0	0	0	0	0	0	0	0	0	0	1
23:00	0	0	0	0	0	0	0	0	0	0	0	0	0	0
<b>Totals</b>	<b>58</b>	<b>98</b>	<b>35</b>	<b>4</b>		<b>1</b>								<b>196</b>
<b>% of Totals</b>	<b>30%</b>	<b>50%</b>	<b>18%</b>	<b>2%</b>		<b>1%</b>								<b>100%</b>

<b>AM Volumes</b>	29	45	13	3	0	1	0	0	0	0	0	0	0	91
<b>% AM</b>	15%	23%	7%	2%		1%								46%
<b>AM Peak Hour</b>	07:00	07:00	08:00			05:00								07:00
<b>Volume</b>	17	15	3	1		1								34
<b>PM Volumes</b>	29	53	22	1	0	0	0	0	0	0	0	0	0	105
<b>% PM</b>	15%	27%	11%	1%										54%
<b>PM Peak Hour</b>	14:00	17:00	12:00	21:00										14:00
<b>Volume</b>	7	10	6	1										18

Directional Peak Periods All Speeds	AM 7-9		NOON 12-2		PM 4-6		Off Peak Volumes	
	Volume	%	Volume	%	Volume	%	Volume	%
	48	↔ 24%	25	↔ 13%	23	↔ 12%	100	↔ 51%

Street Name	Direction	Percentiles					ADT
		15th	50th	Average	85th	95th	
SW 92nd Terrace	North Bound	14	19	18	24	26	264
SW 92nd Terrace	South Bound	10	17	16	22	24	196

# SPEED

SW 92nd Terrace N/O SW 51st St

Day: Tuesday  
Date: 5/16/2023

City: Cooper City  
Project #: FL23\_140259\_026

## Summary

Time	< 15	15 - 19	20 - 24	25 - 29	30 - 34	35 - 39	40 - 44	45 - 49	50 - 54	55 - 59	60 - 64	65 - 69	70 +	Total
00:00 AM	1	1	1	1	0	0	0	0	0	0	0	0	0	4
01:00	0	0	0	0	0	0	0	0	0	0	0	0	0	0
02:00	0	0	0	0	0	0	0	0	0	0	0	0	0	0
03:00	0	0	0	0	0	0	0	0	0	0	0	0	0	0
04:00	0	0	0	0	0	0	0	0	0	0	0	0	0	0
05:00	1	1	2	0	0	1	0	0	0	0	0	0	0	5
06:00	2	7	2	0	0	0	0	0	0	0	0	0	0	11
07:00	26	30	23	1	0	0	0	0	0	0	0	0	0	80
08:00	7	15	6	0	0	0	0	0	0	0	0	0	0	28
09:00	6	13	3	2	0	0	0	0	0	0	0	0	0	24
10:00	7	8	8	2	0	0	0	0	0	0	0	0	0	25
11:00	3	10	3	0	0	0	0	0	0	0	0	0	0	16
12:00 PM	5	6	8	0	0	0	0	0	0	0	0	0	0	19
13:00	7	17	8	2	0	0	0	0	0	0	0	0	0	34
14:00	10	16	11	2	0	0	0	0	0	0	0	0	0	39
15:00	2	17	7	2	0	0	0	0	0	0	0	0	0	28
16:00	4	13	6	3	0	0	0	0	0	0	0	0	0	26
17:00	1	18	6	2	0	0	0	0	0	0	0	0	0	27
18:00	7	11	4	0	0	0	0	0	0	0	0	0	0	22
19:00	6	9	5	0	0	0	0	0	0	0	0	0	0	20
20:00	6	15	5	1	0	0	0	0	0	0	0	0	0	27
21:00	1	7	6	3	0	0	0	0	0	0	0	0	0	17
22:00	1	1	2	0	0	0	0	0	0	0	0	0	0	4
23:00	0	4	0	0	0	0	0	0	0	0	0	0	0	4
<b>Totals</b>	<b>103</b>	<b>219</b>	<b>116</b>	<b>21</b>		<b>1</b>								<b>460</b>
<b>% of Totals</b>	<b>22%</b>	<b>48%</b>	<b>25%</b>	<b>5%</b>		<b>0%</b>								<b>100%</b>

<b>AM Volumes</b>	53	85	48	6	0	1	0	0	0	0	0	0	0	193
<b>% AM</b>	12%	18%	10%	1%		0%								42%
<b>AM Peak Hour</b>	07:00	07:00	07:00	09:00		05:00								07:00
<b>Volume</b>	26	30	23	2		1								80
<b>PM Volumes</b>	50	134	68	15	0	0	0	0	0	0	0	0	0	267
<b>% PM</b>	11%	29%	15%	3%										58%
<b>PM Peak Hour</b>	14:00	17:00	14:00	16:00										14:00
<b>Volume</b>	10	18	11	3										39

Directional Peak Periods All Speeds	AM 7-9		NOON 12-2		PM 4-6		Off Peak Volumes	
	Volume	%	Volume	%	Volume	%	Volume	%
	108	↔ 23%	53	↔ 12%	53	↔ 12%	246	↔ 53%

Street Name	Direction	Percentiles					ADT
		15th	50th	Average	85th	95th	
SW 92nd Terrace	Summary	12	18	18	23	25	460

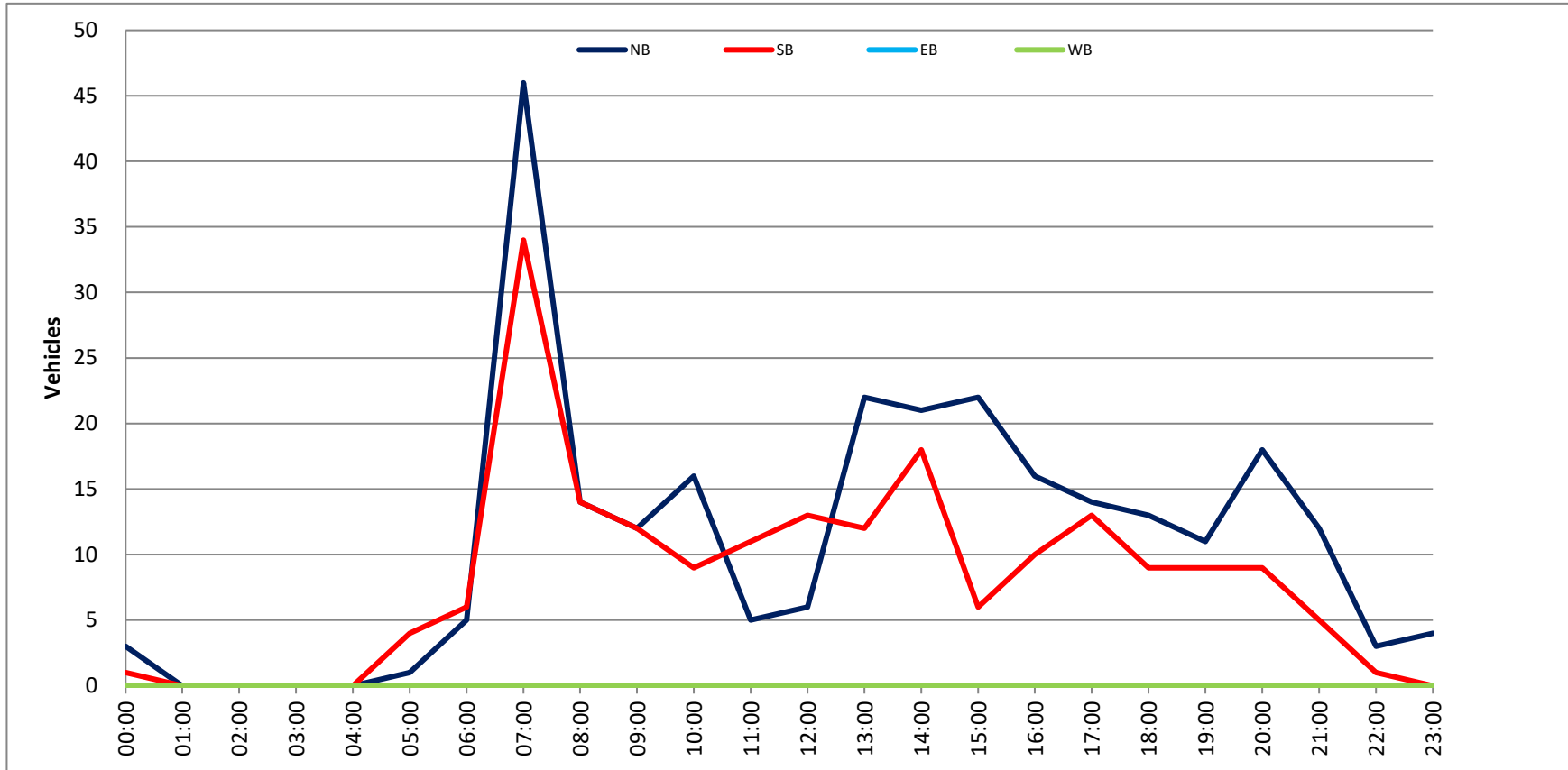
**VOLUME**

SW 92nd Terrace N/O SW 51st St

Day: Tuesday  
Date: 5/16/2023

City: Cooper City  
Project #: FL23\_140259\_026

DAILY TOTALS										NB		SB		EB		WB		Total
										264		196		0		0		460
AM Period	NB	SB	EB	WB	TOTAL	PM Period	NB	SB	EB	WB	TOTAL							TOTAL
00:00	2	0	0	0	2	12:00	1	2	0	0	3							3
00:15	0	0	0	0	0	12:15	3	3	0	0	6							6
00:30	0	1	0	0	1	12:30	1	4	0	0	5							5
00:45	1	3	0	0	4	12:45	1	6	4	0	11							19
01:00	0	0	0	0	0	13:00	2	2	2	0	4							4
01:15	0	0	0	0	0	13:15	2	4	4	0	10							6
01:30	0	0	0	0	0	13:30	5	4	0	0	9							9
01:45	0	0	0	0	0	13:45	13	22	2	12	37							34
02:00	0	0	0	0	0	14:00	12	9	0	0	21							21
02:15	0	0	0	0	0	14:15	4	2	0	0	6							6
02:30	0	0	0	0	0	14:30	1	4	0	0	5							5
02:45	0	0	0	0	0	14:45	4	21	3	18	26							39
03:00	0	0	0	0	0	15:00	10	2	0	0	12							12
03:15	0	0	0	0	0	15:15	5	1	0	0	6							6
03:30	0	0	0	0	0	15:30	2	1	0	0	3							3
03:45	0	0	0	0	0	15:45	5	22	2	6	25							28
04:00	0	0	0	0	0	16:00	8	1	0	0	9							9
04:15	0	0	0	0	0	16:15	3	4	0	0	7							7
04:30	0	0	0	0	0	16:30	3	2	0	0	5							5
04:45	0	0	0	0	0	16:45	2	16	3	10	21							26
05:00	0	1	0	0	1	17:00	2	1	0	0	3							3
05:15	1	0	0	0	1	17:15	4	4	0	0	8							8
05:30	0	2	0	0	2	17:30	3	4	0	0	7							7
05:45	0	1	0	0	1	17:45	5	14	4	13	26							27
06:00	0	1	0	0	1	18:00	3	3	0	0	6							6
06:15	0	1	0	0	1	18:15	5	3	0	0	8							8
06:30	0	2	0	0	2	18:30	3	1	0	0	4							4
06:45	5	2	0	0	7	18:45	2	13	2	9	20							22
07:00	3	11	0	0	14	19:00	5	0	0	0	5							5
07:15	8	4	0	0	12	19:15	1	6	0	0	7							7
07:30	12	10	0	0	22	19:30	5	1	0	0	6							6
07:45	23	46	9	0	32	19:45	0	11	2	9	20							20
08:00	6	4	0	0	10	20:00	7	3	0	0	10							10
08:15	0	4	0	0	4	20:15	6	2	0	0	8							8
08:30	5	2	0	0	7	20:30	2	2	0	0	4							4
08:45	3	14	4	0	7	20:45	3	18	2	9	27							27
09:00	4	3	0	0	7	21:00	5	3	0	0	8							8
09:15	2	5	0	0	7	21:15	4	1	0	0	5							5
09:30	1	2	0	0	3	21:30	1	1	0	0	2							2
09:45	5	12	2	0	7	21:45	2	12	0	5	17							17
10:00	3	2	0	0	5	22:00	1	0	0	0	1							1
10:15	5	2	0	0	7	22:15	0	1	0	0	1							1
10:30	4	1	0	0	5	22:30	0	0	0	0	4							4
10:45	4	16	4	0	8	22:45	2	3	0	1	6							6
11:00	1	5	0	0	6	23:00	2	0	0	0	2							2
11:15	1	2	0	0	3	23:15	0	0	0	0	3							3
11:30	1	1	0	0	2	23:30	0	0	0	0	2							2
11:45	2	5	3	0	5	23:45	2	4	0	0	6							6
<b>TOTALS</b>	<b>102</b>	<b>91</b>	<b>0</b>	<b>0</b>	<b>193</b>	<b>TOTALS</b>	<b>162</b>	<b>105</b>	<b>0</b>	<b>0</b>	<b>267</b>							<b>267</b>
<b>SPLIT %</b>	<b>52.8%</b>	<b>47.2%</b>			<b>42.0%</b>	<b>SPLIT %</b>	<b>60.7%</b>	<b>39.3%</b>			<b>58.0%</b>							
<b>DAILY TOTALS</b>										<b>NB</b>		<b>SB</b>		<b>EB</b>		<b>WB</b>		<b>Total</b>
										<b>264</b>		<b>196</b>		<b>0</b>		<b>0</b>		<b>460</b>
AM Peak Hour	07:15	07:00			07:00	PM Peak Hour	13:30	13:15			13:15					13:15		
AM Pk Volume	49	34			80	PM Pk Volume	34	19			51					51		
Pk Hr Factor	0.533	0.773			0.625	Pk Hr Factor	0.654	0.528			0.607					0.607		
7 - 9 Volume	60	48	0	0	108	4 - 6 Volume	30	23	0	0	53					53		
7 - 9 Peak Hour	07:15	07:00			07:00	4 - 6 Peak Hour	16:00	17:00			17:00					17:00		
7 - 9 Pk Volume	49	34			80	4 - 6 Pk Volume	16	13	0	0	27					27		
Pk Hr Factor	0.533	0.773			0.625	Pk Hr Factor	0.500	0.813			0.750					0.750		



North Bound

Time	< 15	15 - 19	20 - 24	25 - 29	30 - 34	35 - 39	40 - 44	45 - 49	50 - 54	55 - 59	60 - 64	65 - 69	70 +	Total
00:00 AM	0	0	0	0	0	0	0	0	0	0	0	0	0	0
00:15	0	0	0	0	0	0	0	0	0	0	0	0	0	0
00:30	0	0	0	0	0	0	0	0	0	0	0	0	0	0
00:45	0	0	0	0	0	0	0	0	0	0	0	0	0	0
01:00	0	0	0	0	0	0	0	0	0	0	0	0	0	0
01:15	0	0	0	0	0	0	0	0	0	0	0	0	0	0
01:30	0	0	0	2	0	0	0	0	0	0	0	0	0	2
01:45	0	0	0	0	0	0	0	0	0	0	0	0	0	0
02:00	0	0	0	0	0	0	0	0	0	0	0	0	0	0
02:15	0	0	0	0	0	0	0	0	0	0	0	0	0	0
02:30	0	0	0	0	0	0	0	0	0	0	0	0	0	0
02:45	0	0	0	0	0	0	0	0	0	0	0	0	0	0
03:00	0	0	0	0	0	0	0	0	0	0	0	0	0	0
03:15	0	0	0	0	0	0	0	0	0	0	0	0	0	0
03:30	0	0	0	0	0	0	0	0	0	0	0	0	0	0
03:45	0	0	0	0	0	0	0	0	0	0	0	0	0	0
04:00	0	0	0	1	0	0	0	0	0	0	0	0	0	1
04:15	0	0	0	0	0	0	0	0	0	0	0	0	0	0
04:30	0	0	0	0	0	0	0	0	0	0	0	0	0	0
04:45	0	0	0	0	0	0	0	0	0	0	0	0	0	0
05:00	0	0	0	0	0	0	0	0	0	0	0	0	0	0
05:15	0	1	0	0	0	0	0	0	0	0	0	0	0	1
05:30	0	0	0	0	0	0	0	0	0	0	0	0	0	0
05:45	0	0	0	0	0	0	0	0	0	0	0	0	0	0
06:00	0	0	0	0	0	0	0	0	0	0	0	0	0	0
06:15	0	0	0	0	0	0	0	0	0	0	0	0	0	0
06:30	0	0	0	0	0	0	0	0	0	0	0	0	0	0
06:45	0	0	0	0	0	0	0	0	0	0	0	0	0	0
07:00	0	2	2	2	0	0	0	0	0	0	0	0	0	4
07:15	2	0	2	2	0	0	0	0	0	0	0	0	0	4
07:30	2	3	4	4	0	0	0	0	0	0	0	0	0	9
07:45	2	9	9	1	0	0	0	0	0	0	0	0	0	21
08:00	1	2	11	6	0	0	0	0	0	0	0	0	0	4
08:15	0	2	11	0	0	0	0	0	0	0	0	0	0	3
08:30	1	2	2	0	0	0	0	0	0	0	0	0	0	5
08:45	0	3	1	0	0	0	0	0	0	0	0	0	0	4
09:00	2	1	1	1	1	0	0	0	0	0	0	0	0	6
09:15	0	4	1	0	0	0	0	0	0	0	0	0	0	5
09:30	1	2	0	0	0	0	0	0	0	0	0	0	0	3
09:45	0	2	0	1	0	0	0	0	0	0	0	0	0	3
10:00	1	1	0	0	0	0	0	0	0	0	0	0	0	2
10:15	0	1	0	0	0	0	0	0	0	0	0	0	0	1
10:30	0	0	1	0	0	0	0	0	0	0	0	0	0	1
10:45	0	3	0	0	0	0	0	0	0	0	0	0	0	3
11:00	0	2	2	1	0	0	0	0	0	0	0	0	0	5
11:15	1	0	2	1	0	0	0	0	0	0	0	0	0	4
11:30	1	1	0	0	0	0	0	0	0	0	0	0	0	2
11:45	0	1	1	0	0	0	0	0	0	0	0	0	0	2
12:00 PM	1	1	0	0	0	0	0	0	0	0	0	0	0	2
12:15	0	1	1	0	0	0	0	0	0	0	0	0	0	2
12:30	1	1	2	0	0	0	0	0	0	0	0	0	0	4
12:45	2	3	0	0	0	0	0	0	0	0	0	0	0	5
13:00	1	1	1	0	0	0	0	0	0	0	0	0	0	3
13:15	0	3	0	0	0	0	0	0	0	0	0	0	0	3
13:30	1	4	1	1	0	0	0	0	0	0	0	0	0	6
13:45	1	9	4	0	0	0	0	0	0	0	0	0	0	14
14:00	2	0	0	0	0	0	0	0	0	0	0	0	0	2
14:15	0	2	2	0	0	0	0	0	0	0	0	0	0	4
14:30	1	2	2	0	0	0	0	0	0	0	0	0	0	5
14:45	0	1	3	0	0	0	0	0	0	0	0	0	0	4
15:00	1	4	0	0	0	0	0	0	0	0	0	0	0	5
15:15	1	2	0	0	0	0	0	0	0	0	0	0	0	3
15:30	0	3	0	0	0	0	0	0	0	0	0	0	0	3
15:45	1	3	3	1	0	0	0	0	0	0	0	0	0	8
16:00	1	2	4	0	0	0	0	0	0	0	0	0	0	7
16:15	1	3	0	0	0	0	0	0	0	0	0	0	0	4
16:30	1	1	2	0	0	0	0	0	0	0	0	0	0	4
16:45	0	1	2	1	0	0	0	0	0	0	0	0	0	4
17:00	0	2	3	1	0	0	0	0	0	0	0	0	0	6
17:15	1	3	2	0	0	0	0	0	0	0	0	0	0	6
17:30	0	4	1	0	0	0	0	0	0	0	0	0	0	5
17:45	0	2	0	0	0	0	0	0	0	0	0	0	0	3
18:00	2	4	3	1	0	0	0	0	0	0	0	0	0	10
18:15	0	2	1	0	0	0	0	0	0	0	0	0	0	3
18:30	1	1	3	0	0	0	0	0	0	0	0	0	0	5
18:45	1	2	0	0	0	0	0	0	0	0	0	0	0	3
19:00	0	1	1	0	0	0	0	0	0	0	0	0	0	2
19:15	2	2	0	0	0	0	0	0	0	0	0	0	0	4
19:30	2	1	0	0	0	0	0	0	0	0	0	0	0	3
19:45	2	1	0	0	0	0	0	0	0	0	0	0	0	3
20:00	1	3	0	1	0	0	0	0	0	0	0	0	0	5
20:15	2	1	1	0	0	0	0	0	0	0	0	0	0	4
20:30	0	0	0	0	0	0	0	0	0	0	0	0	0	0
20:45	0	1	2	0	0	0	0	0	0	0	0	0	0	3
21:00	1	3	1	0	0	0	0	0	0	0	0	0	0	5
21:15	0	0	2	0	0	0	0	0	0	0	0	0	0	2
21:30	2	0	1	0	0	0	0	0	0	0	0	0	0	3
21:45	1	0	2	1	0	0	0	0	0	0	0	0	0	4
22:00	2	0	0	0	0	0	0	0	0	0	0	0	0	2
22:15	1	2	0	0	0	0	0	0	0	0	0	0	0	3
22:30	0	0	1	0	0	0	0	0	0	0	0	0	0	1
22:45	0	0	0	1	0	0	0	0	0	0	0	0	0	1
23:00	1	0	0	0	0	0	0	0	0	0	0	0	0	1
23:15	0	0	0	0	0	0	0	0	0	0	0	0	0	0
23:30	1	2	0	0	0	0	0	0	0	0	0	0	0	3
23:45	1	0	0	0	0	0	0	0	0	0	0	0	0	1
<b>Totals</b>	<b>54</b>	<b>126</b>	<b>83</b>	<b>19</b>	<b>1</b>									<b>285</b>
% of Totals	19%	44%	30%	7%	0%									100%

<b>AM Volumes</b>	14	42	31	8	1	0	0	0	0	0	0	0	0	96
% AM	5%	15%	11%	3%	0%									34%
<b>AM Peak Hour</b>	07:15	07:30	07:00	08:45	08:15									07:00
Volume	7	16	12	1	1									38
<b>PM Volumes</b>	40	84	54	11	1	0	0	0	0	0	0	0	0	189
% PM	14%	29%	19%	4%	1%									66%
<b>PM Peak Hour</b>	19:15	19:00	18:45	12:45										19:00
Volume	7	17	9	1										28
<b>Directional Peak Periods</b>	<b>AM 7-9</b>				<b>NOON 12-2</b>				<b>PM 4-6</b>				<b>Off Peak Volumes</b>	
All Classes	Volume	%	Volume	%	Volume	%	Volume	%	Volume	%	Volume	%	Volume	%
	54	19%	41	14%	39	14%	151	53%						

Street Name	Direction	Percentiles					
		15th	50th	Average	85th	95th	ADT
SW 92nd Terrace	North Bound	13	19	18	24	27	285
SW 92nd Terrace	South Bound	9	16	16	21	24	257

Day: Wednesday  
Date: 5/17/2023

City: Cooper City  
Project #: FL23\_140259\_026s

Time	< 15	15 - 19	20 - 24	25 - 29	30 - 34	35 - 39	40 - 44	45 - 49	50 - 54	55 - 59	60 - 64	65 - 69	70 +	Total
00:00 AM	0	0	0	0	0	0	0	0	0	0	0	0	0	0
00:15	0	0	0	0	0	0	0	0	0	0	0	0	0	0
00:30	0	0	0	0	0	0	0	0	0	0	0	0	0	0
00:45	0	0	0	0	0	0	0	0	0	0	0	0	0	0
01:00	0	1	2	0	0	0	0	0	0	0	0	0	0	3
01:15	0	0	1	0	0	0	0	0	0	0	0	0	0	1
01:30	0	0	0	0	1	0	0	0	0	0	0	0	0	1
01:45	0	0	0	0	0	0	0	0	0	0	0	0	0	0
02:00	0	0	0	0	0	0	0	0	0	0	0	0	0	0
02:15	0	0	0	0	0	0	0	0	0	0	0	0	0	0
02:30	0	0	0	0	0	0	0	0	0	0	0	0	0	0
02:45	0	0	0	0	0	0	0	0	0	0	0	0	0	0
03:00	0	0	0	0	0	0	0	0	0	0	0	0	0	0
03:15	0	0	0	0	0	0	0	0	0	0	0	0	0	0
03:30	0	0	0	0	0	0	0	0	0	0	0	0	0	0
03:45	0	0	0	0	0	0	0	0	0	0	0	0	0	0
04:00	0	0	0	1	0	0	0	0	0	0	0	0	0	1
04:15	0	0	0	0	0	0	0	0	0	0	0	0	0	0
04:30	0	0	0	0	0	0	0	0	0	0	0	0	0	0
04:45	0	0	0	0	0	0	0	0	0	0	0	0	0	0
05:00	0	0	0	0	0	0	1	0	0	0	0	0	0	1
05:15	0	0	0	3	1	0	0	0	0	0	0	0	0	4
05:30	0	0	0	0	0	0	0	0	0	0	0	0	0	0
05:45	0	0	0	0	0	0	0	0	0	0	0	0	0	0
06:00	1	0	0	0	0	0	0	0	0	0	0	0	0	1
06:15	0	1	0	0	0	0	0	0	0	0	0	0	0	1
06:30	0	0	0	0	0	0	0	0	0	0	0	0	0	0
06:45	1	1	0	0	0	0	0	0	0	0	0	0	0	2
07:00	4	1	0	0	0	0	0	0	0	0	0	0	0	5
07:15	5	4	1	1	0	0	0	0	0	0	0	0	0	11
07:30	3	2	0	0	0	0	0	0	0	0	0	0	0	5
07:45	3	5	3	0	0	0	0	0	0	0	0	0	0	11
08:00	0	2	0	0	0	0	0	0	0	0	0	0	0	2
08:15	0	1	1	0	0	0	0	0	0	0	0	0	0	2
08:30	1	2	1	0	0	0	0	0	0	0	0	0	0	4
08:45	1	0	1	0	0	0	0	0	0	0	0	0	0	2
09:00	0	1	1	0	0	0	0	0	0	0	0	0	0	2
09:15	1	1	0	0	0	0	0	0	0	0	0	0	0	2
09:30	1	1	2	0	0	0	0	0	0	0	0	0	0	4
09:45	0	0	1	0	0	0	0	0	0	0	0	0	0	1
10:00	0	0	0	0	0	0	0	0	0	0	0	0	0	0
10:15	1	1	1	0	0	0	0	0	0	0	0	0	0	3
10:30	1	1	0	0	0	0	0	0	0	0	0	0	0	2
10:45	0	1	0	0	0	0	0	0	0	0	0	0	0	1
11:00	1	1	2	0	0	0	0	0	0	0	0	0	0	4
11:15	1	0	3	0	0	0	0	0	0	0	0	0	0	4
11:30	0	3	0	0	0	0	0	0	0	0	0	0	0	3
11:45	0	4	2	0	0	0	0	0	0	0	0	0	0	6
12:00 PM	1	4	1	0	0	0	0	0	0	0	0	0	0	6
12:15	3	0	1	0	0	0	0	0	0	0	0	0	0	4
12:30	1	3	1	0	0	0	0	0	0	0	0	0	0	5
12:45	6	2	1	0	0	0	0	0	0	0	0	0	0	9
13:00	2	0	0	0	0	0	0	0	0	0	0	0	0	2
13:15	4	4	1	0	0	0	0	0	0	0	0	0	0	9
13:30	5	7	0	0	0	0	0	0	0	0	0	0	0	12
13:45	6	5	0	0	0	0	0	0	0	0	0	0	0	11
14:00	10	8	0	0	0	0	0	0	0	0	0	0	0	18
14:15	1	7	1	0	0	0	0	0	0	0	0	0	0	9
14:30	1	2	0	0	0	0	0	0	0	0	0	0	0	3
14:45	2	4	0	0	0	0	0	0	0	0	0	0	0	6
15:00	0	1	0	0	0	0	0	0	0	0	0	0	0	1
15:15	0	2	0	0	0	0	0	0	0	0	0	0	0	2
15:30	0	2	1	0	0	0	0	0	0	0	0	0	0	3
15:45	0	5	1	0	0	0	0	0	0	0	0	0	0	6
16:00	0	0	0	0	0	0	0	0	0	0	0	0	0	0
16:15	0	0	1	0	0	0	0	0	0	0	0	0	0	1
16:30	2	1	0	0	0	0	0	0	0	0	0	0	0	3
16:45	0	1	0	0	0	0	0	0	0	0	0	0	0	1
17:00	0	3	1	0	0	0	0	0	0	0	0	0	0	4
17:15	2	1	1	0	0	0	0	0	0	0	0	0	0	4
17:30	0	1	0	0	0	0	0	0	0	0	0	0	0	1
17:45	3	1	0	0	0	0	0	0	0	0	0	0	0	4
18:00	1	3	0	0	0	0	0	0	0	0	0	0	0	4
18:15	0	3	0	0	0	0	0	0	0	0	0	0	0	3
18:30	1	2	0	0	0	0	0	0	0	0	0	0	0	3
18:45	3	2	0	0	0	0	0	0	0	0	0	0	0	5
19:00	1	0	0	0	0	0	0	0	0	0	0	0	0	1
19:15	0	2	0	0	0	0	0	0	0	0	0	0	0	2
19:30	0	1	0	0	0	0	0	0	0	0	0	0	0	1
19:45	2	0	1	0	0	0	0	0	0	0	0	0	0	3
20:00	1	0	0	0	0	0	0	0	0	0	0	0	0	1
20:15	0	2	0	0	0	0	0	0	0	0	0	0	0	2
20:30	0	0	0	0	0	0	0	0	0	0	0	0	0	0
20:45	2	0	0	0	0	0	0	0	0	0	0	0	0	2
21:00	1	1	0	0	0	0	0	0	0	0	0	0	0	2
21:15	0	2	0	0	0	0	0	0	0	0	0	0	0	2
21:30	1	1	1	0	0	0	0	0	0	0	0	0	0	3
21:45	2	2	1	0	0	0	0	0	0	0	0	0	0	5
22:00	1	1	1	0	0	0	0	0	0	0	0	0	0	3
22:15	0	1	0	0	0	0	0	0	0	0	0	0	0	1
22:30	0	0	0	0	0	0	0	0	0	0	0	0	0	0
22:45	3	0	0	0	0	0	0	0	0	0	0	0	0	3
23:00	0	1	0	0	0	0	0	0	0	0	0	0	0	1
23:15	0	0	0	0	0	0	0	0	0	0	0	0	0	0
23:30	0	1	0	0	0	0	0	0	0	0	0	0	0	1
23:45	0	0	0	0	0	0	0	0	0	0	0	0	0	0
<b>Totals</b>	<b>92</b>	<b>122</b>	<b>38</b>	<b>3</b>	<b>1</b>	<b>1</b>	<b>1</b>	<b>0</b>	<b>0</b>	<b>0</b>	<b>0</b>	<b>0</b>	<b>0</b>	<b>257</b>
% of Totals	36%	47%	15%	1%	0%	0%	0%	0%	0%	0%	0%	0%	0%	100%

<b>AM Volumes</b>	24	33	23	2	1	0	1	0	0	0	0	0	0	84
% AM	9%	13%	9%	1%	0%	0%	0%	0%	0%	0%	0%	0%	0%	33%
<b>AM Peak Hour</b>	07:00	07:15	11:00	03:15	00:45		04:15							07:00
Volume	15	13	7	1	1		1							32
<b>PM Volumes</b>	68	89	13	1	0	0	0	0	0	0	0	0	0	173
% PM	26%	35%	6%	0%										67%
<b>PM Peak Hour</b>	13:15	13:30	12:00	14:15										13:15
Volume	25	27	4	1										50
<b>Directional Peak Periods</b>	<b>AM 7-9</b>				<b>NOON 12-2</b>				<b>PM 4-6</b>				<b>Off Peak Volumes</b>	
<b>All Classes</b>	Volume	%	Volume	%	Volume	%	Volume	%	Volume	%	Volume	%		
	42	16%	58	23%	18	7%	139	54%						

Street Name	Direction	Percentiles					ADT
		15th	50th	Average	85th	95th	
SW 92nd Terrace	North Bound	13	19	18	24	27	285
SW 92nd Terrace	South Bound	9	16	16	21	24	257

**Summary**

Time	< 15	15 - 19	20 - 24	25 - 29	30 - 34	35 - 39	40 - 44	45 - 49	50 - 54	55 - 59	60 - 64	65 - 69	70 +	Total
00:00 AM	0	0	0	0	0	0	0	0	0	0	0	0	0	0
00:15	0	0	0	0	0	0	0	0	0	0	0	0	0	0
00:30	0	0	0	0	0	0	0	0	0	0	0	0	0	0
00:45	0	0	0	0	0	0	0	0	0	0	0	0	0	0
01:00	0	1	3	5	0	0	0	0	0	0	0	0	0	4
01:15	0	0	1	0	0	0	0	0	0	0	0	0	0	1
01:30	0	0	0	2	1	0	0	0	0	0	0	0	0	3
01:45	0	0	0	0	0	0	0	0	0	0	0	0	0	0
02:00	0	0	0	0	0	0	0	0	0	0	0	0	0	0
02:15	0	0	0	0	0	0	0	0	0	0	0	0	0	0
02:30	0	0	0	0	0	0	0	0	0	0	0	0	0	0
02:45	0	0	0	0	0	0	0	0	0	0	0	0	0	0
03:00	0	0	0	0	0	0	0	0	0	0	0	0	0	0
03:15	0	0	0	0	0	0	0	0	0	0	0	0	0	0
03:30	0	0	0	0	0	0	0	0	0	0	0	0	0	0
03:45	0	0	0	0	0	0	0	0	0	0	0	0	0	0
04:00	0	0	0	2	0	0	0	0	0	0	0	0	0	2
04:15	0	0	0	0	0	0	0	0	0	0	0	0	0	0
04:30	0	0	0	0	0	0	0	0	0	0	0	0	0	0
04:45	0	0	0	0	0	0	0	0	0	0	0	0	0	0
05:00	0	0	0	0	0	0	1	0	0	0	0	0	0	1
05:15	0	1	3	1	0	0	0	0	0	0	0	0	0	5
05:30	0	0	0	0	0	0	0	0	0	0	0	0	0	0
05:45	0	0	0	0	0	0	0	0	0	0	0	0	0	0
06:00	1	0	0	0	0	0	0	0	0	0	0	0	0	1
06:15	0	1	0	0	0	0	0	0	0	0	0	0	0	1
06:30	0	0	0	0	0	0	0	0	0	0	0	0	0	0
06:45	1	1	0	0	0	0	0	0	0	0	0	0	0	2
07:00	4	3	2	0	0	0	0	0	0	0	0	0	0	9
07:15	7	4	3	1	0	0	0	0	0	0	0	0	0	15
07:30	5	5	4	0	0	0	0	0	0	0	0	0	0	14
07:45	5	14	12	1	0	0	0	0	0	0	0	0	0	32
08:00	1	4	1	0	0	0	0	0	0	0	0	0	0	6
08:15	0	3	2	0	0	0	0	0	0	0	0	0	0	5
08:30	2	4	3	0	0	0	0	0	0	0	0	0	0	9
08:45	1	3	2	0	0	0	0	0	0	0	0	0	0	6
09:00	2	2	2	1	1	0	0	0	0	0	0	0	0	8
09:15	0	4	3	1	0	0	0	0	0	0	0	0	0	8
09:30	2	3	2	0	0	0	0	0	0	0	0	0	0	7
09:45	0	2	1	1	0	0	0	0	0	0	0	0	0	4
10:00	1	1	0	0	0	0	0	0	0	0	0	0	0	2
10:15	1	2	1	0	0	0	0	0	0	0	0	0	0	4
10:30	1	1	1	0	0	0	0	0	0	0	0	0	0	3
10:45	0	4	0	0	0	0	0	0	0	0	0	0	0	4
11:00	1	3	4	1	0	0	0	0	0	0	0	0	0	9
11:15	2	0	5	1	0	0	0	0	0	0	0	0	0	8
11:30	1	4	0	0	0	0	0	0	0	0	0	0	0	5
11:45	0	5	3	0	0	0	0	0	0	0	0	0	0	8
12:00 PM	2	5	1	0	0	0	0	0	0	0	0	0	0	8
12:15	3	1	2	0	0	0	0	0	0	0	0	0	0	6
12:30	2	4	3	0	0	0	0	0	0	0	0	0	0	9
12:45	8	5	1	0	0	0	0	0	0	0	0	0	0	14
13:00	3	1	1	0	0	0	0	0	0	0	0	0	0	5
13:15	4	7	1	0	0	0	0	0	0	0	0	0	0	12
13:30	6	11	3	1	0	0	0	0	0	0	0	0	0	20
13:45	7	14	4	0	0	0	0	0	0	0	0	0	0	25
14:00	12	8	0	0	0	0	0	0	0	0	0	0	0	20
14:15	1	9	3	0	0	0	0	0	0	0	0	0	0	13
14:30	2	4	2	0	0	0	0	0	0	0	0	0	0	8
14:45	2	5	3	0	0	0	0	0	0	0	0	0	0	10
15:00	1	5	0	2	0	0	0	0	0	0	0	0	0	8
15:15	1	4	0	0	0	0	0	0	0	0	0	0	0	5
15:30	0	5	1	0	0	0	0	0	0	0	0	0	0	6
15:45	1	8	4	1	0	0	0	0	0	0	0	0	0	14
16:00	1	2	4	0	0	0	0	0	0	0	0	0	0	7
16:15	1	3	1	0	0	0	0	0	0	0	0	0	0	5
16:30	3	2	2	0	0	0	0	0	0	0	0	0	0	7
16:45	0	2	2	1	0	0	0	0	0	0	0	0	0	5
17:00	0	5	4	1	0	0	0	0	0	0	0	0	0	10
17:15	3	4	3	0	0	0	0	0	0	0	0	0	0	10
17:30	0	5	1	0	0	0	0	0	0	0	0	0	0	6
17:45	3	3	0	1	0	0	0	0	0	0	0	0	0	7
18:00	3	7	3	1	0	0	0	0	0	0	0	0	0	14
18:15	0	5	1	0	0	0	0	0	0	0	0	0	0	6
18:30	2	3	3	0	0	0	0	0	0	0	0	0	0	8
18:45	4	4	0	0	0	0	0	0	0	0	0	0	0	8
19:00	1	1	1	0	0	0	0	0	0	0	0	0	0	3
19:15	2	4	0	0	0	0	0	0	0	0	0	0	0	6
19:30	2	2	0	0	0	0	0	0	0	0	0	0	0	4
19:45	4	1	1	0	0	0	0	0	0	0	0	0	0	6
20:00	2	3	0	1	0	0	0	0	0	0	0	0	0	6
20:15	2	3	1	0	0	0	0	0	0	0	0	0	0	6
20:30	0	0	3	1	0	0	0	0	0	0	0	0	0	4
20:45	2	1	2	0	0	0	0	0	0	0	0	0	0	5
21:00	2	4	1	0	0	0	0	0	0	0	0	0	0	7
21:15	0	2	2	0	0	0	0	0	0	0	0	0	0	4
21:30	3	1	2	0	0	0	0	0	0	0	0	0	0	6
21:45	3	2	3	1	0	0	0	0	0	0	0	0	0	9
22:00	3	1	1	0	0	0	0	0	0	0	0	0	0	5
22:15	1	3	0	0	0	0	0	0	0	0	0	0	0	4
22:30	0	0	1	0	0	0	0	0	0	0	0	0	0	1
22:45	3	0	0	1	0	0	0	0	0	0	0	0	0	4
23:00	1	1	0	0	0	0	0	0	0	0	0	0	0	2
23:15	0	0	0	0	0	0	0	0	0	0	0	0	0	0
23:30	1	3	0	0	0	0	0	0	0	0	0	0	0	4
23:45	1	0	0	0	0	0	0	0	0	0	0	0	0	1
<b>Totals</b>	<b>146</b>	<b>248</b>	<b>123</b>	<b>22</b>	<b>2</b>	<b>1</b>	<b>0</b>	<b>0</b>	<b>0</b>	<b>0</b>	<b>0</b>	<b>0</b>	<b>0</b>	<b>542</b>
% of Totals	27%	46%	23%	4%	0%	0%	0%	0%	0%	0%	0%	0%	0%	100%
<b>AM Volumes</b>	<b>38</b>	<b>73</b>	<b>54</b>	<b>10</b>	<b>2</b>	<b>0</b>	<b>1</b>	<b>0</b>	<b>0</b>	<b>0</b>	<b>0</b>	<b>0</b>	<b>0</b>	<b>180</b>
% AM	7%	14%	10%	2%	0%	0%	0%	0%	0%	0%	0%	0%	0%	33%
<b>AM Peak Hour</b>	<b>07:00</b>	<b>07:15</b>	<b>07:30</b>	<b>08:45</b>	<b>08:45</b>	<b>04:15</b>								<b>07:00</b>
Volume	21	27	21	21	1	1								70
<b>PM Volumes</b>	<b>108</b>	<b>173</b>	<b>69</b>	<b>12</b>	<b>0</b>	<b>0</b>	<b>0</b>	<b>0</b>	<b>0</b>	<b>0</b>	<b>0</b>	<b>0</b>	<b>0</b>	<b>362</b>
% PM	20%	32%	13%	2%										67%
<b>PM Peak Hour</b>	<b>13:15</b>	<b>13:30</b>	<b>15:45</b>	<b>15:00</b>										<b>13:30</b>
Volume	29	42	31	1										78
<b>Directional Peak Periods</b>	<b>AM 7-9</b>				<b>NOON 12-2</b>				<b>PM 4-6</b>				<b>Off Peak Volumes</b>	
All Classes	Volume	%	Volume	%	Volume	%	Volume	%	Volume	%	Volume	%		
	96	18%	99	18%	57	11%	290	54%						
<b>Street Name</b>	<b>Direction</b>	<b>15th</b>	<b>50th</b>	<b>Average</b>	<b>85th</b>	<b>95th</b>	<b>ADT</b>							
SW 92nd Terrace	Summary	11	18	17	23	25	542							

# SPEED

SW 92nd Terrace N/O SW 51st St

Day: Wednesday

Date: 5/17/2023

City: Cooper City

Project #: FL23\_140259\_026n

## North Bound

Time	< 15	15 - 19	20 - 24	25 - 29	30 - 34	35 - 39	40 - 44	45 - 49	50 - 54	55 - 59	60 - 64	65 - 69	70 +	Total
00:00 AM	0	0	0	0	0	0	0	0	0	0	0	0	0	0
01:00	0	0	1	2	0	0	0	0	0	0	0	0	0	3
02:00	0	0	0	0	0	0	0	0	0	0	0	0	0	0
03:00	0	0	0	0	0	0	0	0	0	0	0	0	0	0
04:00	0	0	0	1	0	0	0	0	0	0	0	0	0	1
05:00	0	1	0	0	0	0	0	0	0	0	0	0	0	1
06:00	0	0	0	0	0	0	0	0	0	0	0	0	0	0
07:00	6	14	17	1	0	0	0	0	0	0	0	0	0	38
08:00	2	9	5	0	0	0	0	0	0	0	0	0	0	16
09:00	3	9	2	2	1	0	0	0	0	0	0	0	0	17
10:00	1	5	1	0	0	0	0	0	0	0	0	0	0	7
11:00	2	4	5	2	0	0	0	0	0	0	0	0	0	13
12:00 PM	4	6	3	0	0	0	0	0	0	0	0	0	0	13
13:00	3	17	6	2	0	0	0	0	0	0	0	0	0	28
14:00	3	5	7	0	0	0	0	0	0	0	0	0	0	15
15:00	3	12	3	2	0	0	0	0	0	0	0	0	0	20
16:00	3	7	8	1	0	0	0	0	0	0	0	0	0	19
17:00	1	11	6	2	0	0	0	0	0	0	0	0	0	20
18:00	4	9	7	1	0	0	0	0	0	0	0	0	0	21
19:00	6	5	1	0	0	0	0	0	0	0	0	0	0	12
20:00	3	5	6	1	0	0	0	0	0	0	0	0	0	15
21:00	4	3	6	1	0	0	0	0	0	0	0	0	0	14
22:00	3	2	1	1	0	0	0	0	0	0	0	0	0	7
23:00	3	2	0	0	0	0	0	0	0	0	0	0	0	5
<b>Totals</b>	<b>54</b>	<b>126</b>	<b>85</b>	<b>19</b>	<b>1</b>									<b>285</b>
<b>% of Totals</b>	<b>19%</b>	<b>44%</b>	<b>30%</b>	<b>7%</b>	<b>0%</b>									<b>100%</b>

<b>AM Volumes</b>	14	42	31	8	1	0	0	0	0	0	0	0	0	96
<b>% AM</b>	5%	15%	11%	3%	0%									34%
<b>AM Peak Hour</b>	07:00	07:00	07:00	01:00	09:00									07:00
<b>Volume</b>	6	14	17	2	1									38
<b>PM Volumes</b>	40	84	54	11	0	0	0	0	0	0	0	0	0	189
<b>% PM</b>	14%	29%	19%	4%										66%
<b>PM Peak Hour</b>	19:00	13:00	16:00	13:00										13:00
<b>Volume</b>	6	17	8	2										28

Directional Peak Periods All Speeds	AM 7-9		NOON 12-2		PM 4-6		Off Peak Volumes	
	Volume	%	Volume	%	Volume	%	Volume	%
	54	19%	41	14%	39	14%	151	53%

Street Name	Direction	Percentiles					ADT
		15th	50th	Average	85th	95th	
SW 92nd Terrace	North Bound	13	19	18	24	27	285
SW 92nd Terrace	South Bound	9	16	16	21	24	257



# SPEED

SW 92nd Terrace N/O SW 51st St

Day: Wednesday

Date: 5/17/2023

City: Cooper City

Project #: FL23\_140259\_026s

## South Bound

Time	< 15	15 - 19	20 - 24	25 - 29	30 - 34	35 - 39	40 - 44	45 - 49	50 - 54	55 - 59	60 - 64	65 - 69	70 +	Total
00:00 AM	0	0	0	0	0	0	0	0	0	0	0	0	0	0
01:00	0	1	3	0	1	0	0	0	0	0	0	0	0	5
02:00	0	0	0	0	0	0	0	0	0	0	0	0	0	0
03:00	0	0	0	0	0	0	0	0	0	0	0	0	0	0
04:00	0	0	0	1	0	0	0	0	0	0	0	0	0	1
05:00	0	0	1	0	0	0	1	0	0	0	0	0	0	2
06:00	2	2	0	0	0	0	0	0	0	0	0	0	0	4
07:00	15	12	4	1	0	0	0	0	0	0	0	0	0	32
08:00	2	5	3	0	0	0	0	0	0	0	0	0	0	10
09:00	1	2	4	0	0	0	0	0	0	0	0	0	0	7
10:00	2	3	1	0	0	0	0	0	0	0	0	0	0	6
11:00	2	8	7	0	0	0	0	0	0	0	0	0	0	17
12:00 PM	11	9	4	0	0	0	0	0	0	0	0	0	0	24
13:00	17	16	1	0	0	0	0	0	0	0	0	0	0	34
14:00	14	21	1	0	0	0	0	0	0	0	0	0	0	36
15:00	0	10	2	1	0	0	0	0	0	0	0	0	0	13
16:00	2	2	1	0	0	0	0	0	0	0	0	0	0	5
17:00	5	6	2	0	0	0	0	0	0	0	0	0	0	13
18:00	5	10	0	0	0	0	0	0	0	0	0	0	0	15
19:00	3	3	1	0	0	0	0	0	0	0	0	0	0	7
20:00	3	2	0	0	0	0	0	0	0	0	0	0	0	5
21:00	4	6	2	0	0	0	0	0	0	0	0	0	0	12
22:00	4	2	1	0	0	0	0	0	0	0	0	0	0	7
23:00	0	2	0	0	0	0	0	0	0	0	0	0	0	2
<b>Totals</b>	<b>92</b>	<b>122</b>	<b>38</b>	<b>3</b>	<b>1</b>		<b>1</b>							<b>257</b>
<b>% of Totals</b>	36%	47%	15%	1%	0%		0%							100%

<b>AM Volumes</b>	24	33	23	2	1	0	1	0	0	0	0	0	0	84
<b>% AM</b>	9%	13%	9%	1%	0%		0%							33%
<b>AM Peak Hour</b>	07:00	07:00	11:00	04:00	01:00		05:00							07:00
<b>Volume</b>	15	12	7	1	1		1							32
<b>PM Volumes</b>	68	89	15	1	0	0	0	0	0	0	0	0	0	173
<b>% PM</b>	26%	35%	6%	0%										67%
<b>PM Peak Hour</b>	13:00	14:00	12:00	15:00										14:00
<b>Volume</b>	17	21	4	1										36

Directional Peak Periods All Speeds	AM 7-9		NOON 12-2		PM 4-6		Off Peak Volumes	
	Volume	%	Volume	%	Volume	%	Volume	%
	42	↔ 16%	58	↔ 23%	18	↔ 7%	139	↔ 54%

Street Name	Direction	Percentiles					ADT
		15th	50th	Average	85th	95th	
SW 92nd Terrace	North Bound	13	19	18	24	27	285
SW 92nd Terrace	South Bound	9	16	16	21	24	257

# SPEED

SW 92nd Terrace N/O SW 51st St

Day: Wednesday

Date: 5/17/2023

City: Cooper City

Project #: FL23\_140259\_026

### Summary

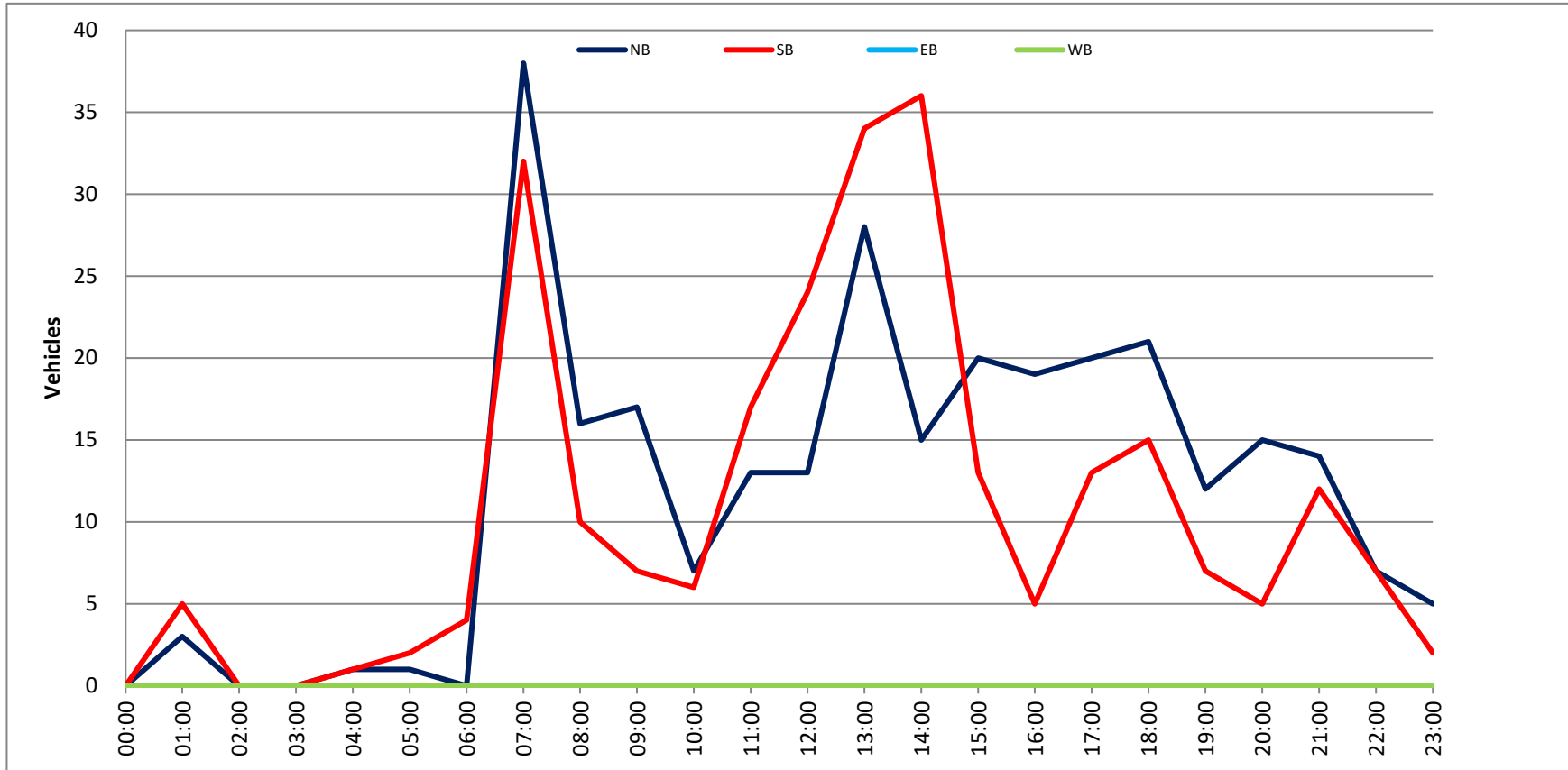
Time	< 15	15 - 19	20 - 24	25 - 29	30 - 34	35 - 39	40 - 44	45 - 49	50 - 54	55 - 59	60 - 64	65 - 69	70 +	Total
00:00 AM	0	0	0	0	0	0	0	0	0	0	0	0	0	0
01:00	0	1	4	2	1	0	0	0	0	0	0	0	0	8
02:00	0	0	0	0	0	0	0	0	0	0	0	0	0	0
03:00	0	0	0	0	0	0	0	0	0	0	0	0	0	0
04:00	0	0	0	2	0	0	0	0	0	0	0	0	0	2
05:00	0	1	1	0	0	0	1	0	0	0	0	0	0	3
06:00	2	2	0	0	0	0	0	0	0	0	0	0	0	4
07:00	21	26	21	2	0	0	0	0	0	0	0	0	0	70
08:00	4	14	8	0	0	0	0	0	0	0	0	0	0	26
09:00	4	11	6	2	1	0	0	0	0	0	0	0	0	24
10:00	3	8	2	0	0	0	0	0	0	0	0	0	0	13
11:00	4	12	12	2	0	0	0	0	0	0	0	0	0	30
12:00 PM	15	15	7	0	0	0	0	0	0	0	0	0	0	37
13:00	20	33	7	2	0	0	0	0	0	0	0	0	0	62
14:00	17	26	8	0	0	0	0	0	0	0	0	0	0	51
15:00	3	22	5	3	0	0	0	0	0	0	0	0	0	33
16:00	5	9	9	1	0	0	0	0	0	0	0	0	0	24
17:00	6	17	8	2	0	0	0	0	0	0	0	0	0	33
18:00	9	19	7	1	0	0	0	0	0	0	0	0	0	36
19:00	9	8	2	0	0	0	0	0	0	0	0	0	0	19
20:00	6	7	6	1	0	0	0	0	0	0	0	0	0	20
21:00	8	9	8	1	0	0	0	0	0	0	0	0	0	26
22:00	7	4	2	1	0	0	0	0	0	0	0	0	0	14
23:00	3	4	0	0	0	0	0	0	0	0	0	0	0	7
<b>Totals</b>	<b>146</b>	<b>248</b>	<b>123</b>	<b>22</b>	<b>2</b>		<b>1</b>							<b>542</b>
<b>% of Totals</b>	<b>27%</b>	<b>46%</b>	<b>23%</b>	<b>4%</b>	<b>0%</b>		<b>0%</b>							<b>100%</b>

<b>AM Volumes</b>	38	75	54	10	2	0	1	0	0	0	0	0	0	180
<b>% AM</b>	7%	14%	10%	2%	0%		0%							33%
<b>AM Peak Hour</b>	07:00	07:00	07:00	01:00	01:00		05:00							07:00
<b>Volume</b>	21	26	21	2	1		1							70
<b>PM Volumes</b>	108	173	69	12	0	0	0	0	0	0	0	0	0	362
<b>% PM</b>	20%	32%	13%	2%										67%
<b>PM Peak Hour</b>	13:00	13:00	16:00	15:00										13:00
<b>Volume</b>	20	33	9	3										62

Directional Peak Periods All Speeds	AM 7-9		NOON 12-2		PM 4-6		Off Peak Volumes	
	Volume	%	Volume	%	Volume	%	Volume	%
	96	↔ 18%	99	↔ 18%	57	↔ 11%	290	↔ 54%

Street Name	Direction	Percentiles					ADT
		15th	50th	Average	85th	95th	
SW 92nd Terrace	Summary	11	18	17	23	25	542





Day: Thursday  
 Date: 5/18/2023

City: Cooper City  
 Project #: FL23\_140259\_026n

North Bound

Time	< 15	15 - 19	20 - 24	25 - 29	30 - 34	35 - 39	40 - 44	45 - 49	50 - 54	55 - 59	60 - 64	65 - 69	70 +	Total
00:00 AM	0	0	0	1	0	0	0	0	0	0	0	0	0	1
00:15	0	0	0	0	0	0	0	0	0	0	0	0	0	0
00:30	0	0	0	0	0	0	0	0	0	0	0	0	0	0
00:45	1	0	0	0	0	0	0	0	0	0	0	0	0	1
01:00	0	0	0	0	0	0	0	0	0	0	0	0	0	0
01:15	0	0	0	0	0	0	0	0	0	0	0	0	0	0
01:30	0	0	0	0	0	0	0	0	0	0	0	0	0	0
01:45	0	0	0	0	0	0	0	0	0	0	0	0	0	0
02:00	0	0	0	0	0	0	0	0	0	0	0	0	0	0
02:15	0	0	0	0	0	0	0	0	0	0	0	0	0	0
02:30	0	0	0	0	0	0	0	0	0	0	0	0	0	0
02:45	0	0	0	0	0	0	0	0	0	0	0	0	0	0
03:00	0	0	0	0	0	0	0	0	0	0	0	0	0	0
03:15	0	0	0	0	0	0	0	0	0	0	0	0	0	0
03:30	0	0	0	0	0	0	0	0	0	0	0	0	0	0
03:45	0	0	0	0	0	0	0	0	0	0	0	0	0	0
04:00	0	0	0	0	0	0	0	0	0	0	0	0	0	0
04:15	0	0	0	0	0	0	0	0	0	0	0	0	0	0
04:30	0	0	0	0	0	0	0	0	0	0	0	0	0	0
04:45	0	1	0	0	0	0	0	0	0	0	0	0	0	1
05:00	0	0	0	0	0	0	0	0	0	0	0	0	0	0
05:15	0	2	0	0	0	0	0	0	0	0	0	0	0	2
05:30	0	0	0	0	0	0	0	0	0	0	0	0	0	0
05:45	0	1	0	0	0	0	0	0	0	0	0	0	0	1
06:00	0	0	0	0	0	0	0	0	0	0	0	0	0	0
06:15	0	0	0	0	0	0	0	0	0	0	0	0	0	0
06:30	0	0	0	0	0	0	0	0	0	0	0	0	0	0
06:45	2	0	0	0	0	0	0	0	0	0	0	0	0	2
07:00	1	2	2	0	0	0	0	0	0	0	0	0	0	5
07:15	2	5	0	1	0	0	0	0	0	0	0	0	0	8
07:30	3	9	2	0	0	0	0	0	0	0	0	0	0	14
07:45	1	11	8	0	0	0	0	0	0	0	0	0	0	20
08:00	1	3	1	0	0	0	0	0	0	0	0	0	0	5
08:15	0	5	2	0	0	0	0	0	0	0	0	0	0	7
08:30	0	0	1	1	0	0	0	0	0	0	0	0	0	2
08:45	0	1	2	0	0	0	0	0	0	0	0	0	0	3
09:00	0	2	2	1	0	0	0	0	0	0	0	0	0	5
09:15	0	0	0	0	0	0	0	0	0	0	0	0	0	0
09:30	0	0	0	1	0	0	0	0	0	0	0	0	0	1
09:45	0	2	2	0	0	0	0	0	0	0	0	0	0	4
10:00	1	1	1	0	0	0	0	0	0	0	0	0	0	3
10:15	3	2	2	0	0	0	0	0	0	0	0	0	0	7
10:30	0	0	0	0	0	0	0	0	0	0	0	0	0	0
10:45	0	0	0	0	0	0	0	0	0	0	0	0	0	0
11:00	1	1	0	0	0	0	0	0	0	0	0	0	0	2
11:15	2	2	1	0	0	0	0	0	0	0	0	0	0	5
11:30	0	3	1	0	0	0	0	0	0	0	0	0	0	4
11:45	3	5	1	0	0	0	0	0	0	0	0	0	0	9
12:00 PM	0	0	0	0	0	0	0	0	0	0	0	0	0	0
12:15	1	0	0	0	0	0	0	0	0	0	0	0	0	1
12:30	1	4	1	0	0	0	0	0	0	0	0	0	0	6
12:45	6	1	1	0	0	0	0	0	0	0	0	0	0	8
13:00	0	1	1	0	0	0	0	0	0	0	0	0	0	2
13:15	0	2	1	2	0	0	0	0	0	0	0	0	0	5
13:30	1	6	1	1	0	0	0	0	0	0	0	0	0	10
13:45	3	8	2	0	0	0	0	0	0	0	0	0	0	13
14:00	2	8	0	0	0	0	0	0	0	0	0	0	0	10
14:15	1	2	0	0	0	0	0	0	0	0	0	0	0	3
14:30	1	1	2	0	0	0	0	0	0	0	0	0	0	4
14:45	1	2	0	0	0	0	0	0	0	0	0	0	0	3
15:00	0	2	3	0	0	0	0	0	0	0	0	0	0	5
15:15	1	1	1	1	0	0	0	0	0	0	0	0	0	4
15:30	1	2	0	0	0	0	0	0	0	0	0	0	0	3
15:45	1	0	0	0	0	0	0	0	0	0	0	0	0	1
16:00	0	0	4	0	0	0	0	0	0	0	0	0	0	4
16:15	0	2	0	0	0	0	0	0	0	0	0	0	0	2
16:30	1	1	2	0	0	0	0	0	0	0	0	0	0	4
16:45	1	2	1	1	0	0	0	0	0	0	0	0	0	5
17:00	3	2	3	0	0	0	0	0	0	0	0	0	0	8
17:15	0	2	0	0	0	0	0	0	0	0	0	0	0	2
17:30	1	2	1	0	0	0	0	0	0	0	0	0	0	4
17:45	0	3	2	0	0	0	0	0	0	0	0	0	0	5
18:00	1	3	1	0	0	0	0	0	0	0	0	0	0	5
18:15	1	2	0	0	0	0	0	0	0	0	0	0	0	3
18:30	1	2	0	0	0	0	0	0	0	0	0	0	0	3
18:45	1	2	3	0	0	0	0	0	0	0	0	0	0	6
19:00	1	1	0	0	0	0	0	0	0	0	0	0	0	2
19:15	2	1	0	0	0	0	0	0	0	0	0	0	0	3
19:30	0	1	0	0	0	0	0	0	0	0	0	0	0	1
19:45	1	3	2	1	0	0	0	0	0	0	0	0	0	7
20:00	0	1	2	0	0	0	0	0	0	0	0	0	0	3
20:15	2	3	1	0	0	0	0	0	0	0	0	0	0	6
20:30	0	2	2	1	0	0	0	0	0	0	0	0	0	5
20:45	1	0	2	0	0	0	0	0	0	0	0	0	0	3
21:00	1	1	0	0	0	1	0	0	0	0	0	0	0	3
21:15	0	3	1	1	0	0	0	0	0	0	0	0	0	5
21:30	0	0	0	0	0	0	0	0	0	0	0	0	0	0
21:45	0	1	0	0	0	0	0	0	0	0	0	0	0	1
22:00	1	0	0	0	0	0	0	0	0	0	0	0	0	1
22:15	1	0	2	0	0	0	0	0	0	0	0	0	0	3
22:30	1	1	1	0	0	0	0	0	0	0	0	0	0	3
22:45	0	0	1	0	0	0	0	0	0	0	0	0	0	1
23:00	0	0	0	0	0	0	0	0	0	0	0	0	0	0
23:15	0	0	1	0	0	0	0	0	0	0	0	0	0	1
23:30	0	0	1	0	0	0	0	0	0	0	0	0	0	1
23:45	0	0	0	0	0	0	0	0	0	0	0	0	0	0
<b>Totals</b>	<b>62</b>	<b>137</b>	<b>75</b>	<b>12</b>	<b>2</b>	<b>1</b>								<b>289</b>
% of Totals	21%	47%	26%	4%	1%	0%								100%

AM Peak Hour	Volume	%	NOON 12-2	Volume	%	PM 4-6	Volume	%	Off Peak Volumes	Volume	%
AM Peak Hour	64	22%	NOON 12-2	45	16%	PM 4-6	35	12%	Off Peak Volumes	145	50%

Street Name	Direction	15th	50th	Average	85th	95th	ADT
SW 92nd Terrace	North Bound	12	18	18	23	25	289
SW 92nd Terrace	South Bound	9	17	16	20	24	207

South Bound

Time	< 15	15 - 19	20 - 24	25 - 29	30 - 34	35 - 39	40 - 44	45 - 49	50 - 54	55 - 59	60 - 64	65 - 69	70 +	Total
00:00 AM	0	0	0	0	0	0	0	0	0	0	0	0	0	0
00:15	0	0	0	0	0	0	0	0	0	0	0	0	0	0
00:30	0	0	0	0	0	0	0	0	0	0	0	0	0	0
00:45	1	0	0	0	0	0	0	0	0	0	0	0	0	1
01:00	0	0	0	0	0	0	0	0	0	0	0	0	0	0
01:15	0	0	0	0	0	0	0	0	0	0	0	0	0	0
01:30	0	0	0	0	0	0	0	0	0	0	0	0	0	0
01:45	0	0	0	0	0	0	0	0	0	0	0	0	0	0
02:00	0	0	0	0	0	0	0	0	0	0	0	0	0	0
02:15	0	0	0	0	0	0	0	0	0	0	0	0	0	0
02:30	0	0	0	0	0	0	0	0	0	0	0	0	0	0
02:45	0	0	0	0	0	0	0	0	0	0	0	0	0	0
03:00	0	0	0	0	0	0	0	0	0	0	0	0	0	0
03:15	0	0	0	0	0	0	0	0	0	0	0	0	0	0
03:30	0	0	0	0	0	0	0	0	0	0	0	0	0	0
03:45	0	0	0	0	0	0	0	0	0	0	0	0	0	0
04:00	0	0	0	0	0	0	0	0	0	0	0	0	0	0
04:15	0	0	0	0	0	0	0	0	0	0	0	0	0	0
04:30	0	0	0	0	0	0	0	0	0	0	0	0	0	0
04:45	0	1	0	0	0	0	0	0	0	0	0	0	0	1
05:00	0	0	1	0	0	1	0	0	0	0	0	0	0	2
05:15	0	1	0	0	0	0	0	0	0	0	0	0	0	1
05:30	0	0	0	0	0	0	0	0	0	0	0	0	0	0
05:45	0	1	0	3	0	0	0	0	0	0	0	0	0	4
06:00	0	0	0	0	0	0	0	0	0	0	0	0	0	0
06:15	0	1	0	0	0	0	0	0	0	0	0	0	0	1
06:30	1	0	0	0	0	0	0	0	0	0	0	0	0	1
06:45	1	2	0	0	0	0	0	0	0	0	0	0	0	3
07:00	5	3	0	0	0	0	0	0	0	0	0	0	0	8
07:15	3	5	0	0	0	0	0	0	0	0	0	0	0	8
07:30	0	9	0	0	0	0	0	0	0	0	0	0	0	9
07:45	4	4	0	0	0	0	0	0	0	0	0	0	0	8
08:00	3	1	0	0	0	0	0	0	0	0	0	0	0	4
08:15	0	2	0	0	0	0	0	0	0	0	0	0	0	2
08:30	1	2	1	0	0	0	0	0	0	0	0	0	0	4
08:45	0	1	1	0	0	0	0	0	0	0	0	0	0	2
09:00	1	1	1	0	0	0	0	0	0	0	0	0	0	3
09:15	0	1	1	0	0	0	0	0	0	0	0	0	0	2
09:30	0	3	1	0	0	0	0	0	0	0	0	0	0	4
09:45	0	1	1	0	0	0	0	0	0	0	0	0	0	2
10:00	0	1	0	0	0	0	0	0	0	0	0	0	0	1
10:15	2	0	0	0	0	0	0	0	0	0	0	0	0	2
10:30	1	1	0	0	0	0	0	0	0	0	0	0	0	2
10:45	0	1	0	0	0	0	0	0	0	0	0	0	0	1
11:00	0	0	1	0	0	0	0	0	0	0	0	0	0	1
11:15	2	1	1	0	0	0	0	0	0	0	0	0	0	4
11:30	0	3	0	0	0	0	0	0	0	0	0	0	0	3
11:45	1	3	1	0	0	0	0	0	0	0	0	0	0	5
12:00 PM	0	0	1	0	0	0	0	0	0	0	0	0	0	1
12:15	1	0	0	0	0	0	0	0	0	0	0	0	0	1
12:30	0	2	1	0	0	0	0	0	0	0	0	0	0	3
12:45	4	2	1	0	0	0	0	0	0	0	0	0	0	7
13:00	1	1	0	0	0	0	0	0	0	0	0	0	0	2
13:15	1	1	0	0	0	0	0	0	0	0	0	0	0	2
13:30	0	1	1	0	0	0	0	0	0	0	0	0	0	2
13:45	4	5	1	0	0	0	0	0	0	0	0	0	0	10
14:00	7	2	1	0	0	0	0	0	0	0	0	0	0	10
14:15	0	2	2	0	0	0	0	0	0	0	0	0	0	4
14:30	1	1	1	0	0	0	0	0	0	0	0	0	0	3
14:45	0	4	0	0	0	0	0	0	0	0	0	0	0	4
15:00	0	2	0	0	0	0	0	0	0	0	0	0	0	2
15:15	1	0	1	0	0	0	0	0	0	0	0	0	0	2
15:30	2	1	0	0	0	0	0	0	0	0	0	0	0	3
15:45	1	1	0	0	0	0	0	0	0	0	0	0	0	2
16:00	3	1	1	0	0	0	0	0	0	0	0	0	0	5
16:15	1	1	1	0	0	0	0	0	0	0	0	0	0	3
16:30	2	2	0	0	0	0	0	0	0	0	0	0	0	4
16:45	1	2	1	0	0	0	0	0	0	0	0	0	0	4
17:00	3	0	1	0	0	0	0	0	0	0	0	0	0	4
17:15	0	1	0	0	0	0	0	0	0	0	0	0	0	1
17:30	2	0	0	0	0	0	0	0	0	0	0	0	0	2
17:45	0	2	1	0	0	0	0	0	0	0	0	0	0	3
18:00	1	3	0	0	0	0	0	0	0	0	0	0	0	4
18:15	1	2	0	0	0	0	0	0	0	0	0	0	0	3
18:30	0	1	1	0	0	0	0	0	0	0	0	0	0	2
18:45	0	2	0	0	0	0	0	0	0	0	0	0	0	2
19:00	1	1	0	0	0	0	0	0	0	0	0	0	0	2
19:15	1	0	0	0	0	0	0	0	0	0	0	0	0	1
19:30	1	1	0	0	0	0	0	0	0	0	0	0	0	2
19:45	2	1	0	0	0	0	0	0	0	0	0	0	0	3
20:00	1	1	0	0	0	0	0	0	0	0	0	0	0	2
20:15	3	1	1	0	0	0	0	0	0	0	0	0	0	5
20:30	0	0	1	0	0	0	0	0	0	0	0	0	0	1
20:45	0	1	0	0	0	0	0	0	0	0	0	0	0	1
21:00	0	0	0	0	0	0	0	0	0	0	0	0	0	0
21:15	0	1	0	0	0	0	0	0	0	0	0	0	0	1
21:30	0	0	0	0	0	0	0	0	0	0	0	0	0	0
21:45	0	0	0	0	0	0	0	0	0	0	0	0	0	0
22:00	1	0	0	0	0	0	0	0	0	0	0	0	0	1
22:15	0	1	0	0	0	0	0	0	0	0	0	0	0	1
22:30	0	0	1	0	0	0	0	0	0	0	0	0	0	1
22:45	0	1	0	0	0	0	0	0	0	0	0	0	0	1
23:00	0	0	0	0	0	0	0	0	0	0	0	0	0	0
23:15	0	0	0	0	0	0	0	0	0	0	0	0	0	0
23:30	0	1	0	0	0	0	0	0	0	0	0	0	0	1
23:45	0	0	0	0	0	0	0	0	0	0	0	0	0	0
<b>Totals</b>	<b>73</b>	<b>101</b>	<b>29</b>	<b>3</b>	<b>1</b>	<b>1</b>	<b>1</b>	<b>1</b>	<b>1</b>	<b>1</b>	<b>1</b>	<b>1</b>	<b>1</b>	<b>207</b>
<b>% of Totals</b>	<b>35%</b>	<b>49%</b>	<b>14%</b>	<b>1%</b>	<b>0%</b>	<b>0%</b>	<b>0%</b>	<b>0%</b>	<b>0%</b>	<b>0%</b>	<b>0%</b>	<b>0%</b>	<b>0%</b>	<b>100%</b>

<b>AM Volumes</b>	26	49	10	3	0	1	0	0	0	0	0	0	0	89
<b>% AM</b>	13%	24%	5%	1%	0%	0%	0%	0%	0%	0%	0%	0%	0%	43%
<b>AM Peak Hour</b>	07:00	07:00	08:30	05:00	04:15	0	0	0	0	0	0	0	0	07:00
<b>Volume</b>	32	21	4	1	1	1	0	0	0	0	0	0	0	33
<b>PM Volumes</b>	47	52	19	0	0	0	0	0	0	0	0	0	0	118
<b>% PM</b>	23%	25%	9%	0%	0%	0%	0%	0%	0%	0%	0%	0%	0%	57%
<b>PM Peak Hour</b>	13:15	13:30	13:30	0	0	0	0	0	0	0	0	0	0	13:45
<b>Volume</b>	12	10	5	0	0	0	0	0	0	0	0	0	0	27
<b>Directional Peak Periods</b>	<b>AM 7-9</b>			<b>NOON 12-2</b>			<b>PM 4-6</b>			<b>Off Peak Volumes</b>				
<b>All Classes</b>	Volume	%	Volume	%	Volume	%	Volume	%	Volume	%	Volume	%	Volume	%
	45	22%	28	14%	26	13%	108	52%						

Street Name	Direction	Percentiles					ADT
		15th	50th	Average	85th	95th	
SW 92nd Terrace	North Bound	12	18	18	23	25	289
SW 92nd Terrace	South Bound	9	17	16	20	24	207

Day: Thursday  
Date: 5/18/2023

City: Cooper City  
Project #: FL23\_140259\_026

**Summary**

Time	< 15	15 - 19	20 - 24	25 - 29	30 - 34	35 - 39	40 - 44	45 - 49	50 - 54	55 - 59	60 - 64	65 - 69	70 +	Total
00:00 AM	0	0	0	1	0	0	0	0	0	0	0	0	0	1
00:15	0	0	0	0	0	0	0	0	0	0	0	0	0	0
00:30	0	0	0	0	0	0	0	0	0	0	0	0	0	0
00:45	2	0	0	0	0	0	0	0	0	0	0	0	0	2
01:00	0	0	0	0	0	0	0	0	0	0	0	0	0	0
01:15	0	0	0	0	0	0	0	0	0	0	0	0	0	0
01:30	0	0	0	0	0	0	0	0	0	0	0	0	0	0
01:45	0	0	0	0	0	0	0	0	0	0	0	0	0	0
02:00	0	0	0	0	0	0	0	0	0	0	0	0	0	0
02:15	0	0	0	0	0	0	0	0	0	0	0	0	0	0
02:30	0	0	0	0	0	0	0	0	0	0	0	0	0	0
02:45	0	0	0	0	0	0	0	0	0	0	0	0	0	0
03:00	0	0	0	0	0	0	0	0	0	0	0	0	0	0
03:15	0	0	0	0	0	0	0	0	0	0	0	0	0	0
03:30	0	0	0	0	0	0	0	0	0	0	0	0	0	0
03:45	0	0	0	0	0	0	0	0	0	0	0	0	0	0
04:00	0	0	0	0	0	0	0	0	0	0	0	0	0	0
04:15	0	0	0	0	0	0	0	0	0	0	0	0	0	0
04:30	0	0	0	0	0	0	0	0	0	0	0	0	0	0
04:45	0	2	0	0	0	0	0	0	0	0	0	0	0	2
05:00	0	0	1	0	0	1	0	0	0	0	0	0	0	2
05:15	0	3	0	0	0	0	0	0	0	0	0	0	0	3
05:30	0	0	0	0	0	0	0	0	0	0	0	0	0	0
05:45	0	2	0	3	0	0	0	0	0	0	0	0	0	5
06:00	0	0	0	0	0	0	0	0	0	0	0	0	0	0
06:15	0	1	0	0	0	0	0	0	0	0	0	0	0	1
06:30	1	0	0	0	0	0	0	0	0	0	0	0	0	1
06:45	3	2	0	0	0	0	0	0	0	0	0	0	0	5
07:00	6	5	2	0	0	0	0	0	0	0	0	0	0	13
07:15	5	10	0	1	0	0	0	0	0	0	0	0	0	16
07:30	3	18	2	0	0	0	0	0	0	0	0	0	0	23
07:45	5	15	8	0	0	0	0	0	0	0	0	0	0	28
08:00	4	4	4	1	0	0	0	0	0	0	0	0	0	9
08:15	0	7	2	0	0	0	0	0	0	0	0	0	0	9
08:30	1	2	2	1	0	0	0	0	0	0	0	0	0	6
08:45	0	2	3	0	0	0	0	0	0	0	0	0	0	5
09:00	1	3	3	1	0	0	0	0	0	0	0	0	0	8
09:15	0	3	2	0	0	0	0	0	0	0	0	0	0	5
09:30	0	3	1	0	1	0	0	0	0	0	0	0	0	5
09:45	0	3	3	0	0	0	0	0	0	0	0	0	0	6
10:00	1	2	1	0	0	0	0	0	0	0	0	0	0	4
10:15	5	2	2	0	0	0	0	0	0	0	0	0	0	9
10:30	1	1	0	0	0	0	0	0	0	0	0	0	0	2
10:45	0	1	0	0	0	0	0	0	0	0	0	0	0	1
11:00	1	1	1	0	0	0	0	0	0	0	0	0	0	3
11:15	4	3	2	0	0	0	0	0	0	0	0	0	0	9
11:30	0	6	1	0	0	0	0	0	0	0	0	0	0	7
11:45	4	8	2	0	0	0	0	0	0	0	0	0	0	14
12:00 PM	0	0	1	0	0	0	0	0	0	0	0	0	0	1
12:15	0	0	0	0	0	0	0	0	0	0	0	0	0	0
12:30	1	6	2	0	0	0	0	0	0	0	0	0	0	9
12:45	10	3	2	0	0	0	0	0	0	0	0	0	0	15
13:00	1	2	1	0	0	0	0	0	0	0	0	0	0	4
13:15	1	3	1	2	0	0	0	0	0	0	0	0	0	7
13:30	1	7	2	1	0	0	0	0	0	0	0	0	0	12
13:45	7	13	3	0	0	0	0	0	0	0	0	0	0	23
14:00	9	10	1	0	0	0	0	0	0	0	0	0	0	20
14:15	1	4	2	0	0	0	0	0	0	0	0	0	0	7
14:30	2	2	3	0	0	0	0	0	0	0	0	0	0	7
14:45	1	6	0	0	0	0	0	0	0	0	0	0	0	7
15:00	0	4	3	0	0	0	0	0	0	0	0	0	0	7
15:15	2	1	2	1	0	0	0	0	0	0	0	0	0	6
15:30	3	3	0	0	0	0	0	0	0	0	0	0	0	6
15:45	2	1	0	0	0	0	0	0	0	0	0	0	0	3
16:00	3	1	5	0	0	0	0	0	0	0	0	0	0	9
16:15	1	3	1	0	0	0	0	0	0	0	0	0	0	5
16:30	3	3	2	0	0	0	0	0	0	0	0	0	0	8
16:45	2	4	2	1	0	0	0	0	0	0	0	0	0	9
17:00	6	2	4	0	0	0	0	0	0	0	0	0	0	12
17:15	0	3	0	0	0	0	0	0	0	0	0	0	0	3
17:30	3	2	1	0	0	0	0	0	0	0	0	0	0	6
17:45	0	5	3	0	0	0	0	0	0	0	0	0	0	8
18:00	2	6	1	0	0	0	0	0	0	0	0	0	0	9
18:15	2	4	0	0	0	0	0	0	0	0	0	0	0	6
18:30	1	3	1	0	0	0	0	0	0	0	0	0	0	5
18:45	1	4	3	0	0	0	0	0	0	0	0	0	0	8
19:00	2	2	0	0	0	0	0	0	0	0	0	0	0	4
19:15	3	1	0	0	0	0	0	0	0	0	0	0	0	4
19:30	1	2	0	0	0	0	0	0	0	0	0	0	0	3
19:45	3	4	2	1	0	0	0	0	0	0	0	0	0	10
20:00	1	2	2	0	0	0	0	0	0	0	0	0	0	5
20:15	5	4	2	0	0	0	0	0	0	0	0	0	0	11
20:30	0	0	2	0	0	0	0	0	0	0	0	0	0	2
20:45	1	1	2	0	0	0	0	0	0	0	0	0	0	4
21:00	1	1	0	0	0	1	0	0	0	0	0	0	0	3
21:15	0	4	1	1	0	0	0	0	0	0	0	0	0	6
21:30	0	0	0	0	0	0	0	0	0	0	0	0	0	0
21:45	0	1	0	0	0	0	0	0	0	0	0	0	0	1
22:00	2	0	0	0	0	0	0	0	0	0	0	0	0	2
22:15	1	1	2	0	0	0	0	0	0	0	0	0	0	4
22:30	1	1	2	0	0	0	0	0	0	0	0	0	0	4
22:45	0	1	1	0	0	0	0	0	0	0	0	0	0	2
23:00	0	0	0	0	0	0	0	0	0	0	0	0	0	0
23:15	0	0	1	0	0	0	0	0	0	0	0	0	0	1
23:30	0	1	1	0	0	0	0	0	0	0	0	0	0	2
23:45	0	0	0	0	0	0	0	0	0	0	0	0	0	0
<b>Totals</b>	<b>135</b>	<b>238</b>	<b>104</b>	<b>15</b>	<b>2</b>	<b>2</b>								<b>496</b>
<b>% of Totals</b>	<b>27%</b>	<b>48%</b>	<b>21%</b>	<b>3%</b>	<b>0%</b>	<b>0%</b>								<b>100%</b>

Directional Peak Periods	AM 7-9		NOON 12-2		PM 4-6		Off Peak Volumes	
All Classes	Volume	%	Volume	%	Volume	%	Volume	%
	109	22%	73	15%	61	12%	253	51%

Street Name	Direction	15th	50th	Average	85th	95th	ADT
SW 92nd Terrace	Summary	11	17	17	22	25	496

# SPEED

SW 92nd Terrace N/O SW 51st St

Day: Thursday  
Date: 5/18/2023

City: Cooper City  
Project #: FL23\_140259\_026n

## North Bound

Time	< 15	15 - 19	20 - 24	25 - 29	30 - 34	35 - 39	40 - 44	45 - 49	50 - 54	55 - 59	60 - 64	65 - 69	70 +	Total
00:00 AM	1	0	0	1	0	0	0	0	0	0	0	0	0	2
01:00	0	0	0	0	0	0	0	0	0	0	0	0	0	0
02:00	0	0	0	0	0	0	0	0	0	0	0	0	0	0
03:00	0	0	0	0	0	0	0	0	0	0	0	0	0	0
04:00	0	1	0	0	0	0	0	0	0	0	0	0	0	1
05:00	0	3	0	0	0	0	0	0	0	0	0	0	0	3
06:00	2	0	0	0	0	0	0	0	0	0	0	0	0	2
07:00	7	27	12	1	0	0	0	0	0	0	0	0	0	47
08:00	1	9	6	1	0	0	0	0	0	0	0	0	0	17
09:00	0	4	5	1	1	0	0	0	0	0	0	0	0	11
10:00	4	3	3	0	0	0	0	0	0	0	0	0	0	10
11:00	6	11	3	0	0	0	0	0	0	0	0	0	0	20
12:00 PM	8	5	2	0	0	0	0	0	0	0	0	0	0	15
13:00	4	17	5	3	1	0	0	0	0	0	0	0	0	30
14:00	5	13	2	0	0	0	0	0	0	0	0	0	0	20
15:00	3	5	4	1	0	0	0	0	0	0	0	0	0	13
16:00	2	5	7	2	0	0	0	0	0	0	0	0	0	16
17:00	4	9	6	0	0	0	0	0	0	0	0	0	0	19
18:00	4	9	4	0	0	0	0	0	0	0	0	0	0	17
19:00	4	6	2	1	0	0	0	0	0	0	0	0	0	13
20:00	3	4	7	0	0	0	0	0	0	0	0	0	0	14
21:00	1	5	1	1	0	1	0	0	0	0	0	0	0	9
22:00	3	1	4	0	0	0	0	0	0	0	0	0	0	8
23:00	0	0	2	0	0	0	0	0	0	0	0	0	0	2
<b>Totals</b>	<b>62</b>	<b>137</b>	<b>75</b>	<b>12</b>	<b>2</b>	<b>1</b>								<b>289</b>
% of Totals	21%	47%	26%	4%	1%	0%								100%

AM Volumes	21	58	29	4	1	0	0	0	0	0	0	0	0	113		
% AM	7%	20%	10%	1%	0%									39%		
AM Peak Hour	07:00	07:00	07:00		09:00									07:00		
Volume	7	27	12	1	1									47		
PM Volumes	41	79	46	8	1	1	0	0	0	0	0	0	0	176		
% PM	14%	27%	16%	3%	0%	0%								61%		
PM Peak Hour	12:00	13:00	16:00	13:00	13:00	21:00								13:00		
Volume	8	17	7	3	1	1								30		
<b>Directional Peak Periods All Speeds</b>		<b>AM 7-9</b>				<b>NOON 12-2</b>				<b>PM 4-6</b>				<b>Off Peak Volumes</b>		
		Volume	↔		%	Volume	↔		%	Volume	↔		%	Volume	↔	
		64			22%	45			16%	35			12%	145		

Street Name	Direction	Percentiles					ADT
		15th	50th	Average	85th	95th	
SW 92nd Terrace	North Bound	12	18	18	23	25	289
SW 92nd Terrace	South Bound	9	17	16	20	24	207



# SPEED

SW 92nd Terrace N/O SW 51st St

Day: Thursday  
Date: 5/18/2023

City: Cooper City  
Project #: FL23\_140259\_026s

## South Bound

Time	< 15	15 - 19	20 - 24	25 - 29	30 - 34	35 - 39	40 - 44	45 - 49	50 - 54	55 - 59	60 - 64	65 - 69	70 +	Total
00:00 AM	1	0	0	0	0	0	0	0	0	0	0	0	0	1
01:00	0	0	0	0	0	0	0	0	0	0	0	0	0	0
02:00	0	0	0	0	0	0	0	0	0	0	0	0	0	0
03:00	0	0	0	0	0	0	0	0	0	0	0	0	0	0
04:00	0	1	0	0	0	0	0	0	0	0	0	0	0	1
05:00	0	2	1	3	0	1	0	0	0	0	0	0	0	7
06:00	2	3	0	0	0	0	0	0	0	0	0	0	0	5
07:00	12	21	0	0	0	0	0	0	0	0	0	0	0	33
08:00	4	6	2	0	0	0	0	0	0	0	0	0	0	12
09:00	1	6	4	0	0	0	0	0	0	0	0	0	0	11
10:00	3	3	0	0	0	0	0	0	0	0	0	0	0	6
11:00	3	7	3	0	0	0	0	0	0	0	0	0	0	13
12:00 PM	5	4	3	0	0	0	0	0	0	0	0	0	0	12
13:00	6	8	2	0	0	0	0	0	0	0	0	0	0	16
14:00	8	9	4	0	0	0	0	0	0	0	0	0	0	21
15:00	4	4	1	0	0	0	0	0	0	0	0	0	0	9
16:00	7	6	3	0	0	0	0	0	0	0	0	0	0	16
17:00	5	3	2	0	0	0	0	0	0	0	0	0	0	10
18:00	2	8	1	0	0	0	0	0	0	0	0	0	0	11
19:00	5	3	0	0	0	0	0	0	0	0	0	0	0	8
20:00	4	3	2	0	0	0	0	0	0	0	0	0	0	9
21:00	0	1	0	0	0	0	0	0	0	0	0	0	0	1
22:00	1	2	1	0	0	0	0	0	0	0	0	0	0	4
23:00	0	1	0	0	0	0	0	0	0	0	0	0	0	1
<b>Totals</b>	<b>73</b>	<b>101</b>	<b>29</b>	<b>3</b>		<b>1</b>								<b>207</b>
<b>% of Totals</b>	35%	49%	14%	1%		0%								100%

<b>AM Volumes</b>	26	49	10	3	0	1	0	0	0	0	0	0	0	89
<b>% AM</b>	13%	24%	5%	1%		0%								43%
<b>AM Peak Hour</b>	07:00	07:00	09:00	05:00		05:00								07:00
<b>Volume</b>	12	21	4	3		1								33
<b>PM Volumes</b>	47	52	19	0	0	0	0	0	0	0	0	0	0	118
<b>% PM</b>	23%	25%	9%											57%
<b>PM Peak Hour</b>	14:00	14:00	14:00											14:00
<b>Volume</b>	8	9	4											21

Directional Peak Periods All Speeds	AM 7-9		NOON 12-2		PM 4-6		Off Peak Volumes	
	Volume	%	Volume	%	Volume	%	Volume	%
	45	↔ 22%	28	↔ 14%	26	↔ 13%	108	↔ 52%

Street Name	Direction	Percentiles					ADT
		15th	50th	Average	85th	95th	
SW 92nd Terrace	North Bound	12	18	18	23	25	289
SW 92nd Terrace	South Bound	9	17	16	20	24	207

# SPEED

SW 92nd Terrace N/O SW 51st St

Day: Thursday  
Date: 5/18/2023

City: Cooper City  
Project #: FL23\_140259\_026

## Summary

Time	< 15	15 - 19	20 - 24	25 - 29	30 - 34	35 - 39	40 - 44	45 - 49	50 - 54	55 - 59	60 - 64	65 - 69	70 +	Total
00:00 AM	2	0	0	1	0	0	0	0	0	0	0	0	0	3
01:00	0	0	0	0	0	0	0	0	0	0	0	0	0	0
02:00	0	0	0	0	0	0	0	0	0	0	0	0	0	0
03:00	0	0	0	0	0	0	0	0	0	0	0	0	0	0
04:00	0	2	0	0	0	0	0	0	0	0	0	0	0	2
05:00	0	5	1	3	0	1	0	0	0	0	0	0	0	10
06:00	4	3	0	0	0	0	0	0	0	0	0	0	0	7
07:00	19	48	12	1	0	0	0	0	0	0	0	0	0	80
08:00	5	15	8	1	0	0	0	0	0	0	0	0	0	29
09:00	1	10	9	1	1	0	0	0	0	0	0	0	0	22
10:00	7	6	3	0	0	0	0	0	0	0	0	0	0	16
11:00	9	18	6	0	0	0	0	0	0	0	0	0	0	33
12:00 PM	13	9	5	0	0	0	0	0	0	0	0	0	0	27
13:00	10	25	7	3	1	0	0	0	0	0	0	0	0	46
14:00	13	22	6	0	0	0	0	0	0	0	0	0	0	41
15:00	7	9	5	1	0	0	0	0	0	0	0	0	0	22
16:00	9	11	10	2	0	0	0	0	0	0	0	0	0	32
17:00	9	12	8	0	0	0	0	0	0	0	0	0	0	29
18:00	6	17	5	0	0	0	0	0	0	0	0	0	0	28
19:00	9	9	2	1	0	0	0	0	0	0	0	0	0	21
20:00	7	7	9	0	0	0	0	0	0	0	0	0	0	23
21:00	1	6	1	1	0	1	0	0	0	0	0	0	0	10
22:00	4	3	5	0	0	0	0	0	0	0	0	0	0	12
23:00	0	1	2	0	0	0	0	0	0	0	0	0	0	3
<b>Totals</b>	<b>135</b>	<b>238</b>	<b>104</b>	<b>15</b>	<b>2</b>	<b>2</b>								<b>496</b>
<b>% of Totals</b>	<b>27%</b>	<b>48%</b>	<b>21%</b>	<b>3%</b>	<b>0%</b>	<b>0%</b>								<b>100%</b>

<b>AM Volumes</b>	47	107	39	7	1	1	0	0	0	0	0	0	0	202
<b>% AM</b>	9%	22%	8%	1%	0%	0%								41%
<b>AM Peak Hour</b>	07:00	07:00	07:00	05:00	09:00	05:00								07:00
<b>Volume</b>	19	48	12	3	1	1								80
<b>PM Volumes</b>	88	131	65	8	1	1	0	0	0	0	0	0	0	294
<b>% PM</b>	18%	26%	13%	2%	0%	0%								59%
<b>PM Peak Hour</b>	12:00	13:00	16:00	13:00	13:00	21:00								13:00
<b>Volume</b>	13	25	10	3	1	1								46

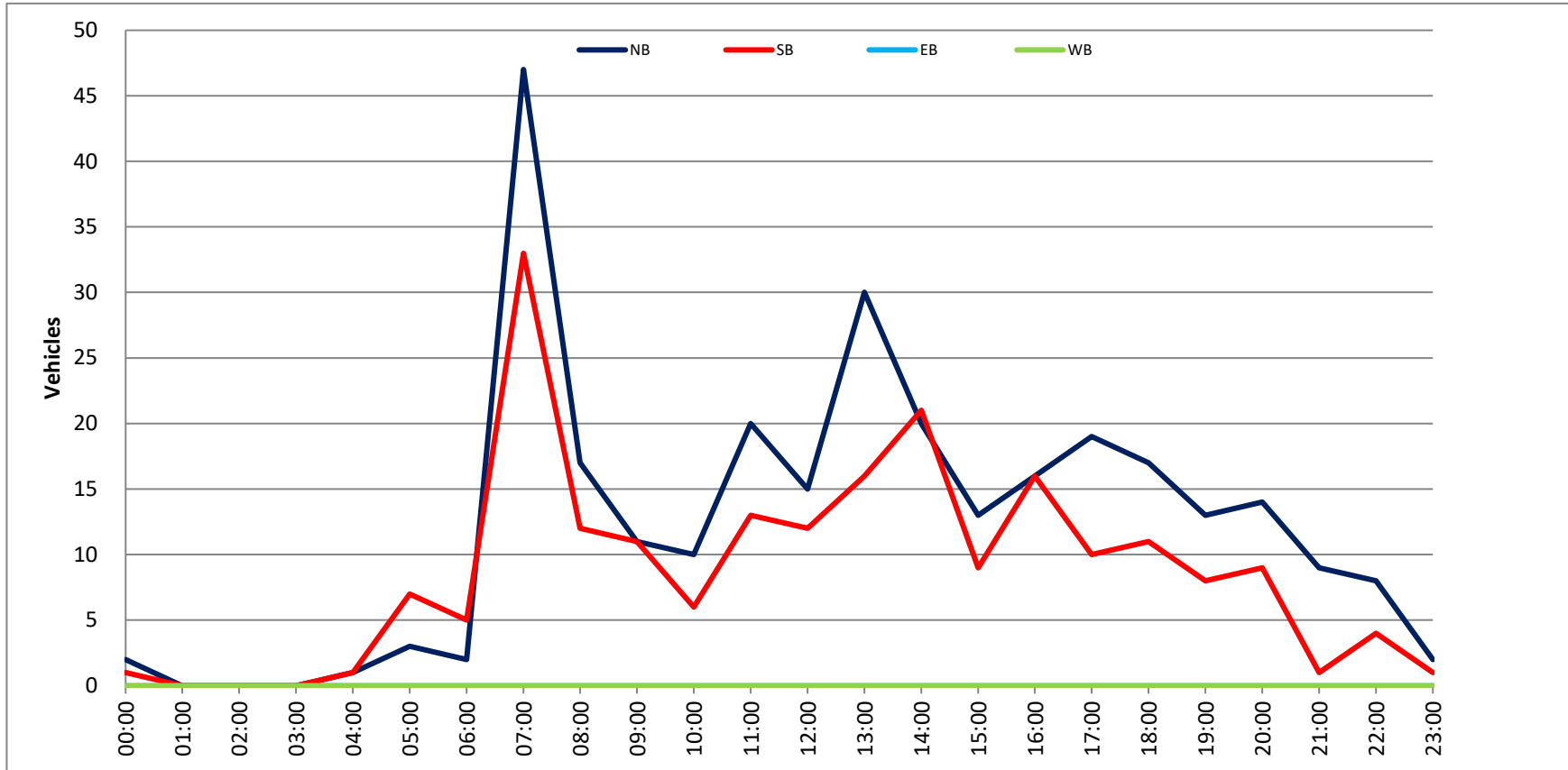
Directional Peak Periods All Speeds	AM 7-9		NOON 12-2		PM 4-6		Off Peak Volumes	
	Volume	%	Volume	%	Volume	%	Volume	%
	109	↔ 22%	73	↔ 15%	61	↔ 12%	253	↔ 51%

Street Name	Direction	Percentiles					ADT
		15th	50th	Average	85th	95th	
SW 92nd Terrace	Summary	11	17	17	22	25	496

Day: Thursday  
 Date: 5/18/2023

City: Cooper City  
 Project #: FL23\_140259\_026

DAILY TOTALS												Total	
				NB		SB		EB		WB			
				289		207		0		0		496	
AM Period	NB	SB	EB	WB	TOTAL	PM Period	NB	SB	EB	WB	TOTAL		
00:15	1	0	0	0	1	12:00	0	1	1	0	0	1	
00:30	0	0	0	0		12:15	1	1	1	0	0	2	
00:45	1	2	1	0	3	12:30	6	3	0	0	0	9	
01:00	0	0	0	0		12:45	8	15	7	12	0	15	27
01:15	0	0	0	0		13:00	2	2	2	0	0	4	
01:30	0	0	0	0		13:15	5	2	2	0	0	7	
01:45	0	0	0	0		13:30	10	2	0	0	0	12	
02:00	0	0	0	0		13:45	13	30	10	16	0	23	46
02:15	0	0	0	0		14:00	10	10	0	0	0	20	
02:30	0	0	0	0		14:15	3	4	4	0	0	7	
02:45	0	0	0	0		14:30	4	3	0	0	0	7	
03:00	0	0	0	0		14:45	3	20	4	21	0	7	41
03:15	0	0	0	0		15:00	5	2	0	0	0	7	
03:30	0	0	0	0		15:15	4	2	2	0	0	6	
03:45	0	0	0	0		15:30	3	3	0	0	0	6	
04:00	0	0	0	0		15:45	1	13	2	9	0	3	22
04:15	0	0	0	0		16:00	4	5	0	0	0	9	
04:30	0	0	0	0		16:15	3	3	0	0	0	6	
04:45	1	1	1	0	2	16:30	4	4	4	0	0	8	
05:00	0	2	2	0	2	16:45	5	16	4	16	0	9	32
05:15	2	1	0	0	3	17:00	8	4	4	0	0	12	
05:30	0	0	0	0		17:15	2	1	1	0	0	3	
05:45	1	3	4	0	5	17:30	4	2	2	0	0	6	
06:00	0	0	0	0		17:45	5	19	3	10	0	8	29
06:15	0	1	1	0	1	18:00	5	4	4	0	0	9	
06:30	0	1	0	0	1	18:15	3	3	0	0	0	6	
06:45	2	2	3	0	5	18:30	3	2	2	0	0	5	
07:00	5	8	8	0	13	18:45	6	17	2	11	0	8	28
07:15	8	8	0	0	16	19:00	2	2	2	0	0	4	
07:30	14	9	0	0	23	19:15	3	1	1	0	0	4	
07:45	20	47	8	0	28	19:30	1	2	2	0	0	3	
08:00	5	4	0	0	9	19:45	7	13	3	8	0	10	21
08:15	7	2	2	0	9	20:00	3	2	2	0	0	5	
08:30	2	4	0	0	6	20:15	6	5	0	0	0	11	
08:45	3	17	2	0	5	20:30	2	1	1	0	0	3	
09:00	5	3	0	0	8	20:45	3	14	1	9	0	4	23
09:15	1	2	0	0	3	21:00	5	0	0	0	0	3	
09:30	1	4	0	0	5	21:15	3	1	1	0	0	6	
09:45	4	11	2	0	6	21:30	0	0	0	0	0	1	10
10:00	3	1	0	0	4	21:45	1	9	0	1	0	2	
10:15	7	2	0	0	9	22:00	1	1	1	0	0	2	
10:30	0	2	0	0	4	22:15	3	1	1	0	0	4	
10:45	0	10	6	0	2	22:30	3	3	1	0	0	4	
11:00	2	1	0	0	3	22:45	1	8	1	4	0	2	
11:15	5	4	0	0	9	23:00	1	0	0	0	0	1	
11:30	4	3	0	0	7	23:15	1	0	0	0	0	1	
11:45	9	20	5	0	14	23:30	0	1	1	0	0	2	
11:45	9	20	5	0	14	23:45	0	2	0	1	0	3	
TOTALS	113	89	44.1%		202	TOTALS	176	118	40.1%		294		
SPLIT %	55.9%	44.1%			40.7%	SPLIT %	59.9%	40.1%			59.3%		
DAILY TOTALS												Total	
				NB		SB		EB		WB			
				289		207		0		0		496	
AM Peak Hour	07:00	07:00	07:00	07:00	07:00	PM Peak Hour	13:15	13:15	13:45	13:15	13:15		
AM Pk Volume	47	33	0.917	80	0.714	PM Pk Volume	38	27	62	0.674	0.674		
PK Hr Factor	0.588	0.917		0.714		PK Hr Factor	0.731	0.675	0.800	0.800	0.729		
7 - 9 Volume	64	45	0	0	109	4 - 6 Volume	35	26	61	61			
7 - 9 Peak Hour	07:00	07:00	0	0	07:00	4 - 6 Peak Hour	16:15	16:00	16:15	16:15			
7 - 9 Pk Volume	47	33	0	0	80	4 - 6 Pk Volume	20	16	35	35			
PK Hr Factor	0.588	0.917	0.909	0.909	0.714	PK Hr Factor	0.625	0.800	0.800	0.729			



Time	< 15	15 - 19	20 - 24	25 - 29	30 - 34	35 - 39	40 - 44	45 - 49	50 - 54	55 - 59	60 - 64	65 - 69	70 +	Total
00:00 AM	0	0	1	0	0	0	0	0	0	0	0	0	0	1
00:15	0	0	0	0	0	0	0	0	0	0	0	0	0	0
00:30	0	0	0	0	0	0	0	0	0	0	0	0	0	0
00:45	0	0	0	0	0	0	0	0	0	0	0	0	0	0
01:00	0	0	0	0	0	0	0	0	0	0	0	0	0	0
01:15	0	1	0	0	0	0	0	0	0	0	0	0	0	1
01:30	0	0	0	1	0	0	0	0	0	0	0	0	0	1
01:45	0	0	0	0	0	1	0	0	0	0	0	0	0	1
02:00	0	0	0	0	0	0	0	0	0	0	0	0	0	0
02:15	0	0	0	0	0	0	0	0	0	0	0	0	0	0
02:30	0	0	0	0	0	0	0	0	0	0	0	0	0	0
02:45	0	0	0	0	0	0	0	0	0	0	0	0	0	0
03:00	0	0	0	0	0	0	0	0	0	0	0	0	0	0
03:15	0	0	0	0	0	0	0	0	0	0	0	0	0	0
03:30	0	0	0	0	0	0	0	0	0	0	0	0	0	0
03:45	1	0	0	0	0	0	0	0	0	0	0	0	0	1
04:00	0	0	1	0	0	0	0	0	0	0	0	0	0	1
04:15	0	0	0	0	0	1	0	0	0	0	0	0	0	1
04:30	0	0	1	0	0	0	0	0	0	0	0	0	0	1
04:45	0	0	0	0	0	0	0	0	0	0	0	0	0	0
05:00	0	0	0	0	0	1	0	0	0	0	0	0	0	1
05:15	0	1	2	2	1	0	0	0	0	0	0	0	0	6
05:30	0	0	2	2	4	0	0	0	0	0	0	0	0	8
05:45	1	0	0	1	1	0	0	0	0	0	0	0	0	3
06:00	1	0	0	1	0	1	0	0	0	0	0	0	0	3
06:15	1	0	1	2	0	2	0	0	0	0	0	0	0	6
06:30	0	0	0	5	3	1	0	0	0	0	0	0	0	9
06:45	3	0	4	0	1	0	1	0	0	0	0	0	0	9
07:00	5	8	4	1	0	0	0	0	0	0	0	0	0	18
07:15	14	10	4	1	1	0	0	0	0	0	0	0	0	30
07:30	69	25	3	0	0	0	0	0	0	0	0	0	0	97
07:45	43	32	7	0	0	0	0	0	0	0	0	0	0	82
08:00	11	7	7	1	3	0	0	0	0	0	0	0	0	29
08:15	0	2	4	5	4	0	0	0	0	0	0	0	0	15
08:30	0	2	7	5	2	0	0	0	0	0	0	0	0	16
08:45	0	2	1	5	6	1	0	0	0	0	0	0	0	15
09:00	0	0	3	2	3	2	0	0	0	0	0	0	0	10
09:15	2	4	1	0	0	2	0	0	0	0	0	0	0	12
09:30	0	0	3	5	2	1	0	0	0	0	0	0	0	11
09:45	1	1	3	4	0	1	0	0	0	0	0	0	0	10
10:00	0	0	5	1	5	1	0	0	0	0	0	0	0	12
10:15	0	1	3	2	1	0	0	0	0	0	0	0	0	7
10:30	1	0	3	3	2	1	0	0	0	0	0	0	0	10
10:45	0	2	3	5	2	0	0	0	0	0	0	0	0	12
11:00	0	1	1	2	2	0	1	0	0	0	0	0	0	7
11:15	4	1	4	2	1	1	0	0	0	0	0	0	0	13
11:30	0	0	0	0	0	2	0	0	0	0	0	0	0	2
11:45	1	0	3	3	1	0	0	0	0	0	0	0	0	8
12:00 PM	1	1	1	1	2	0	1	0	0	0	0	0	0	7
12:15	2	2	1	2	2	1	0	0	0	0	0	0	0	10
12:30	1	1	3	4	0	0	0	0	0	0	0	0	0	9
12:45	1	2	3	3	0	0	0	0	0	0	0	0	0	9
13:00	4	4	1	2	3	0	0	0	0	0	0	0	0	14
13:15	1	2	2	3	1	0	0	0	0	0	0	0	0	9
13:30	0	6	6	4	1	0	0	0	0	0	0	0	0	17
13:45	8	2	3	2	0	0	0	0	0	0	0	0	0	15
14:00	82	10	2	0	0	0	0	0	0	0	0	0	0	94
14:15	5	8	7	2	2	0	0	0	0	0	0	0	0	24
14:30	0	2	5	6	1	0	1	0	0	0	0	0	0	15
14:45	3	4	3	3	2	0	0	0	0	0	0	0	0	15
15:00	1	5	7	9	2	0	0	0	0	0	0	0	0	24
15:15	0	1	5	7	5	2	0	0	0	0	0	0	0	20
15:30	0	1	6	3	8	0	0	0	0	0	0	0	0	18
15:45	2	5	5	5	2	1	0	0	0	0	0	0	0	20
16:00	2	1	8	2	2	0	0	0	0	0	0	0	0	15
16:15	0	1	8	3	4	0	1	0	0	0	0	0	0	17
16:30	1	1	5	5	2	0	1	0	0	0	0	0	0	15
16:45	1	0	5	9	3	0	0	1	0	0	0	0	0	19
17:00	2	5	2	6	2	0	0	0	0	0	0	0	0	17
17:15	4	0	4	5	0	0	0	0	0	0	0	0	0	13
17:30	2	2	3	6	2	1	0	0	0	0	0	0	0	16
17:45	1	3	8	4	2	0	1	0	0	0	0	0	0	18
18:00	1	2	4	5	4	1	0	0	0	0	0	0	0	17
18:15	0	2	5	3	2	2	0	0	0	0	0	0	0	14
18:30	2	2	2	3	0	2	0	1	0	0	0	0	0	12
18:45	2	1	4	5	0	0	0	0	0	0	0	0	0	12
19:00	2	2	1	5	4	0	0	0	0	0	0	0	0	17
19:15	0	0	2	6	0	0	0	0	0	0	0	0	0	8
19:30	0	0	1	1	2	0	0	0	0	0	0	0	0	4
19:45	2	1	1	2	2	0	0	0	0	0	0	0	0	8
20:00	2	3	4	2	2	0	0	0	0	0	0	0	0	13
20:15	1	0	1	2	2	0	0	0	0	0	0	0	0	6
20:30	0	4	2	0	1	0	0	0	0	0	0	0	0	6
20:45	2	1	1	2	0	0	0	0	0	0	0	0	0	6
21:00	0	0	1	0	1	0	0	0	0	0	0	0	0	2
21:15	0	0	1	2	1	0	0	0	0	0	0	0	0	4
21:30	1	1	0	0	0	0	1	0	0	0	0	0	0	3
21:45	0	0	1	2	0	0	0	0	0	0	0	0	0	3
22:00	0	0	0	3	0	0	0	0	0	0	0	0	0	3
22:15	0	0	2	0	0	0	0	0	0	0	0	0	0	2
22:30	0	0	1	0	0	0	0	0	0	0	0	0	0	1
22:45	0	0	1	1	0	0	0	0	0	0	0	0	0	2
23:00	0	0	0	0	0	0	0	0	0	0	0	0	0	0
23:15	1	1	3	0	0	0	0	0	0	0	0	0	0	5
23:30	1	0	0	0	0	0	0	0	0	0	0	0	0	1
23:45	0	0	0	1	1	0	0	0	0	0	0	0	0	2
<b>Totals</b>	<b>298</b>	<b>189</b>	<b>226</b>	<b>201</b>	<b>117</b>	<b>22</b>	<b>10</b>	<b>2</b>						<b>1070</b>
% of Totals	28%	18%	21%	19%	11%	3%	1%	0%						100%

AM Volumes	158	100	81	61	49	17	4	0	0	0	0	0	0	469
% AM	15%	9%	8%	6%	4%	2%	0%	0%	0%	0%	0%	0%	0%	44%
AM Peak Hour	07:15	07:30	07:45	08:15	08:00	05:45	08:30							07:35
Volume	137	75	25	17	25	4	2							238
PM Volumes	140	89	143	140	69	10	2	0	0	0	0	0	0	601
% PM	13%	8%	14%	13%	6%	1%	1%	0%	0%	0%	0%	0%	0%	56%
PM Peak Hour	13:30	13:30	15:30	16:45	14:45	17:45	16:00							13:30
Volume	95	26	271	28	17	5	2							350
<b>Directional Peak Periods</b>	<b>AM 7-9</b>				<b>NOON 12-2</b>				<b>PM 4-6</b>				<b>Off Peak Volumes</b>	
All Classes	Volume 302				Volume 90				Volume 130				Volume 548	
	28%				8%				12%				51%	

Street Name	Direction	Percentiles					
		15th	50th	Average	85th	95th	ADT
SW 50th Pl	East Bound	10	21	21	30	34	1070
SW 50th Pl	West Bound	12	22	21	28	30	977

Time	< 15	15 - 19	20 - 24	25 - 29	30 - 34	35 - 39	40 - 44	45 - 49	50 - 54	55 - 59	60 - 64	65 - 69	70 +	Total
00:00 AM	0	0	0	0	0	0	0	0	0	0	0	0	0	0
00:15	0	0	1	0	0	0	0	0	0	0	0	0	0	1
00:30	0	1	0	0	0	0	0	0	0	0	0	0	0	1
00:45	0	0	1	0	0	0	0	0	0	0	0	0	0	1
01:00	0	0	0	0	0	0	0	0	0	0	0	0	0	0
01:15	0	0	1	0	0	0	0	0	0	0	0	0	0	1
01:30	0	0	0	0	1	0	0	0	0	0	0	0	0	1
01:45	0	0	0	0	0	0	0	0	0	0	0	0	0	0
02:00	0	0	0	1	0	0	0	0	0	0	0	0	0	1
02:15	0	0	0	1	0	0	0	0	0	0	0	0	0	1
02:30	0	0	0	0	0	0	0	0	0	0	0	0	0	0
02:45	0	0	1	0	0	0	0	0	0	0	0	0	0	1
03:00	0	0	0	0	0	0	0	0	0	0	0	0	0	0
03:15	0	0	0	0	0	0	0	0	0	0	0	0	0	0
03:30	0	0	0	0	0	0	0	0	0	0	0	0	0	0
03:45	1	0	0	0	0	0	0	0	0	0	0	0	0	1
04:00	0	0	0	1	0	0	0	0	0	0	0	0	0	1
04:15	0	0	0	0	0	0	0	0	0	0	0	0	0	0
04:30	0	0	0	0	0	0	0	0	0	0	0	0	0	0
04:45	0	0	0	1	0	0	0	0	0	0	0	0	0	1
05:00	0	0	0	0	0	0	0	0	0	0	0	0	0	0
05:15	0	0	3	3	1	0	0	0	0	0	0	0	0	7
05:30	0	0	1	0	1	0	0	0	0	0	0	0	0	2
05:45	1	0	0	0	0	0	0	0	0	0	0	0	0	1
06:00	2	1	0	0	0	0	1	0	0	0	0	0	0	4
06:15	1	3	3	0	0	0	0	0	0	0	0	0	0	7
06:30	1	0	1	3	0	0	0	0	0	0	0	0	0	5
06:45	4	3	3	0	1	0	0	0	0	0	0	0	0	11
07:00	8	3	3	0	0	0	0	0	0	0	0	0	0	14
07:15	33	18	1	0	0	0	1	0	0	0	0	0	0	53
07:30	52	16	2	0	0	0	0	0	0	0	0	0	0	70
07:45	44	14	2	0	0	0	0	0	0	0	0	0	0	59
08:00	1	2	2	2	0	0	0	0	0	0	0	0	0	7
08:15	3	4	5	1	2	0	0	0	0	0	0	0	0	15
08:30	1	3	0	2	0	0	0	0	0	0	0	0	0	6
08:45	0	2	6	6	1	0	0	0	0	0	0	0	0	15
09:00	0	1	3	1	0	0	0	0	0	0	0	0	0	5
09:15	1	2	3	3	0	0	0	0	0	0	0	0	0	9
09:30	0	0	2	2	0	0	0	0	0	0	0	0	0	4
09:45	2	4	2	2	0	0	0	0	0	0	0	0	0	10
10:00	0	1	4	4	0	0	0	0	0	0	0	0	0	9
10:15	1	3	3	2	2	0	0	0	0	0	0	0	0	11
10:30	0	1	1	4	1	0	0	0	0	0	0	0	0	7
10:45	0	1	1	3	0	0	0	0	0	0	0	0	0	6
11:00	0	0	2	3	0	0	0	0	0	0	0	0	0	5
11:15	3	1	5	4	1	0	0	0	0	0	0	0	0	14
11:30	1	3	2	3	0	0	0	0	0	0	0	0	0	9
11:45	1	1	6	2	2	0	0	0	0	0	0	0	0	12
12:00 PM	0	5	3	3	2	0	0	0	0	0	0	0	0	13
12:15	2	4	4	2	0	0	0	0	0	0	0	0	0	12
12:30	0	2	3	3	1	0	0	0	0	0	0	0	0	9
12:45	1	2	3	3	0	0	0	0	0	0	0	0	0	9
13:00	0	4	5	3	0	0	0	0	0	0	0	0	0	12
13:15	0	6	5	4	1	0	0	0	0	0	0	0	0	16
13:30	3	11	9	2	0	0	0	0	0	0	0	0	0	25
13:45	5	1	0	0	0	0	0	0	0	0	0	0	0	6
14:00	4	0	1	0	0	0	0	0	0	0	0	0	0	5
14:15	5	9	5	3	0	0	0	0	0	0	0	0	0	22
14:30	0	1	4	5	0	1	0	0	0	0	0	0	0	11
14:45	2	2	1	10	2	0	0	0	0	0	0	0	0	17
15:00	2	0	4	4	0	0	0	0	0	0	0	0	0	10
15:15	1	3	7	4	0	0	0	0	0	0	0	0	0	15
15:30	1	5	6	6	2	0	0	0	0	0	0	0	0	20
15:45	2	6	13	4	1	0	0	0	0	0	0	0	0	26
16:00	1	2	2	10	2	0	0	0	0	0	0	0	0	17
16:15	0	0	0	2	1	0	0	0	0	0	0	0	0	5
16:30	0	0	8	9	1	0	0	0	0	0	0	0	0	18
16:45	1	1	5	4	1	1	0	0	0	0	0	0	0	13
17:00	0	2	12	6	3	0	0	0	0	0	0	0	0	23
17:15	1	0	8	8	1	0	0	0	0	0	0	0	0	18
17:30	0	0	8	8	1	0	0	0	0	0	0	0	0	17
17:45	2	2	12	6	2	0	0	0	0	0	0	0	0	24
18:00	1	3	10	10	1	0	0	0	0	0	0	0	0	25
18:15	1	1	7	5	3	1	0	0	0	0	0	0	0	18
18:30	0	2	6	8	1	0	0	0	0	0	0	0	0	17
18:45	3	4	3	4	1	0	0	0	0	0	0	0	0	15
19:00	1	2	6	4	0	1	0	0	0	0	0	0	0	14
19:15	1	2	2	2	1	0	0	0	0	0	0	0	0	8
19:30	4	1	3	4	0	0	0	0	0	0	0	0	0	12
19:45	0	2	4	7	1	0	0	0	0	0	0	0	0	14
20:00	1	1	4	4	1	0	0	0	0	0	0	0	0	11
20:15	0	2	4	4	0	0	0	0	0	0	0	0	0	10
20:30	4	0	5	3	0	0	0	0	0	0	0	0	0	12
20:45	0	1	3	3	0	0	0	0	0	0	0	0	0	7
21:00	1	2	9	1	0	0	0	0	0	0	0	0	0	13
21:15	0	0	1	5	1	0	0	0	0	0	0	0	0	7
21:30	0	0	1	0	0	0	0	0	0	0	0	0	0	1
21:45	2	3	6	1	0	0	0	0	0	0	0	0	0	6
22:00	0	0	4	2	0	0	0	0	0	0	0	0	0	6
22:15	0	2	2	2	0	0	0	0	0	0	0	0	0	6
22:30	0	0	3	2	0	0	0	0	0	0	0	0	0	5
22:45	0	0	1	0	2	0	0	0	0	0	0	0	0	3
23:00	0	0	3	1	0	0	0	0	0	0	0	0	0	4
23:15	0	2	4	2	0	0	0	0	0	0	0	0	0	8
23:30	1	0	1	1	0	0	0	0	0	0	0	0	0	3
23:45	0	0	0	0	0	0	0	0	0	0	0	0	0	0
<b>Totals</b>	<b>214</b>	<b>186</b>	<b>289</b>	<b>236</b>	<b>46</b>	<b>4</b>	<b>2</b>							<b>977</b>
<b>% of Totals</b>	<b>22%</b>	<b>19%</b>	<b>30%</b>	<b>24%</b>	<b>5%</b>	<b>0%</b>	<b>0%</b>							<b>100%</b>
<b>AM Volumes</b>	163	88	73	52	13	0	2	0	0	0	0	0	0	389
<b>% AM</b>	16%	9%	7%	5%	1%	0%	0%							40%
<b>AM Peak Hour</b>	07:00	07:30	11:15	10:30	11:15		05:15							07:30
<b>Volume</b>	137	52	16	14	5		1							198
<b>PM Volumes</b>	53	98	210	184	33	4	0	0	0	0	0	0	0	588
<b>% PM</b>	5%	10%	22%	19%	3%	0%	0%							60%
<b>PM Peak Hour</b>	13:30	12:45	17:00	17:15	17:30	18:15								17:30
<b>Volume</b>	17	23	40	32	7	2								84
<b>Directional Peak Periods</b>	<b>AM 7-9</b>			<b>NOON 12-2</b>			<b>PM 4-6</b>			<b>Off Peak Volumes</b>				
<b>All Classes</b>	Volume	%	Volume	%	Volume	%	Volume	%	Volume	%	Volume	%		
	239	24%	102	10%	135	14%	501	51%						

Street Name	Direction	Percentiles					
		15th	50th	Average	85th	95th	ADT
SW 50th Pl	East Bound	10	21	21	30	34	1070
SW 50th Pl	West Bound	12	22	21	28	30	977

Summary

Time	< 15	15 - 19	20 - 24	25 - 29	30 - 34	35 - 39	40 - 44	45 - 49	50 - 54	55 - 59	60 - 64	65 - 69	70 +	Total
00:00 AM	0	0	1	0	0	0	0	0	0	0	0	0	0	1
00:15	0	0	1	0	0	0	0	0	0	0	0	0	0	1
00:30	0	1	0	0	0	0	0	0	0	0	0	0	0	1
00:45	0	0	1	0	0	0	0	0	0	0	0	0	0	1
01:00	0	0	0	0	0	0	0	0	0	0	0	0	0	0
01:15	0	1	1	0	0	0	0	0	0	0	0	0	0	2
01:30	0	0	1	1	0	0	0	0	0	0	0	0	0	2
01:45	0	0	0	0	0	1	0	0	0	0	0	0	0	1
02:00	0	0	0	1	0	0	0	0	0	0	0	0	0	1
02:15	0	0	0	1	0	0	0	0	0	0	0	0	0	1
02:30	0	0	0	0	0	0	0	0	0	0	0	0	0	0
02:45	0	0	1	0	0	0	0	0	0	0	0	0	0	1
03:00	0	0	0	0	0	0	0	0	0	0	0	0	0	0
03:15	0	0	0	0	0	0	0	0	0	0	0	0	0	0
03:30	0	0	0	0	0	0	0	0	0	0	0	0	0	0
03:45	2	0	0	0	0	0	0	0	0	0	0	0	0	2
04:00	0	0	1	1	0	0	0	0	0	0	0	0	0	2
04:15	0	0	0	0	0	1	0	0	0	0	0	0	0	1
04:30	0	0	1	0	0	0	0	0	0	0	0	0	0	1
04:45	0	0	0	1	0	0	0	0	0	0	0	0	0	1
05:00	0	0	0	0	0	1	0	0	0	0	0	0	0	1
05:15	0	1	5	5	3	1	0	0	0	0	0	0	0	10
05:30	0	0	3	2	5	0	0	0	0	0	0	0	0	10
05:45	2	0	0	1	1	0	0	0	0	0	0	0	0	4
06:00	3	1	0	1	0	1	1	0	0	0	0	0	0	7
06:15	2	3	4	2	0	2	0	0	0	0	0	0	0	13
06:30	1	0	1	8	3	1	0	0	0	0	0	0	0	14
06:45	7	3	7	0	2	0	1	0	0	0	0	0	0	20
07:00	13	11	7	1	0	0	0	0	0	0	0	0	0	32
07:15	47	28	5	1	1	0	1	0	0	0	0	0	0	83
07:30	121	41	5	0	0	0	0	0	0	0	0	0	0	167
07:45	87	46	8	0	0	0	0	0	0	0	0	0	0	141
08:00	12	9	9	3	3	0	0	0	0	0	0	0	0	36
08:15	3	6	9	6	6	0	0	0	0	0	0	0	0	30
08:30	1	5	7	7	2	0	0	0	0	0	0	0	0	22
08:45	0	4	7	11	7	1	0	0	0	0	0	0	0	30
09:00	0	1	6	3	3	2	0	0	0	0	0	0	0	15
09:15	3	6	4	3	0	2	2	0	0	0	0	0	0	21
09:30	0	5	7	2	1	0	0	0	0	0	0	0	0	15
09:45	3	5	5	6	0	1	0	0	0	0	0	0	0	20
10:00	0	1	9	5	5	1	0	0	0	0	0	0	0	21
10:15	1	4	6	4	3	0	0	0	0	0	0	0	0	18
10:30	1	1	4	7	3	1	0	0	0	0	0	0	0	17
10:45	0	3	0	8	2	0	0	0	0	0	0	0	0	21
11:00	0	1	3	5	2	0	1	0	0	0	0	0	0	12
11:15	7	2	9	6	2	1	0	0	0	0	0	0	0	27
11:30	1	3	2	3	0	2	0	0	0	0	0	0	0	11
11:45	2	1	9	5	3	0	0	0	0	0	0	0	0	20
12:00 PM	1	6	4	4	0	1	0	0	0	0	0	0	0	20
12:15	4	6	5	4	2	1	0	0	0	0	0	0	0	22
12:30	1	3	6	7	1	0	0	0	0	0	0	0	0	18
12:45	2	4	6	6	0	0	0	0	0	0	0	0	0	18
13:00	4	8	6	5	3	0	0	0	0	0	0	0	0	26
13:15	1	8	7	7	2	0	0	0	0	0	0	0	0	25
13:30	3	17	15	6	1	0	0	0	0	0	0	0	0	42
13:45	13	3	3	2	0	0	0	0	0	0	0	0	0	21
14:00	86	10	3	0	0	0	0	0	0	0	0	0	0	99
14:15	10	17	12	5	2	0	0	0	0	0	0	0	0	46
14:30	0	3	9	11	1	1	1	0	0	0	0	0	0	26
14:45	5	6	4	13	4	0	0	0	0	0	0	0	0	32
15:00	3	5	11	13	2	0	0	0	0	0	0	0	0	34
15:15	1	4	12	11	5	2	0	0	0	0	0	0	0	35
15:30	1	6	12	9	10	0	0	0	0	0	0	0	0	38
15:45	4	11	18	9	3	1	0	0	0	0	0	0	0	46
16:00	3	3	10	12	4	0	0	0	0	0	0	0	0	32
16:15	0	1	10	5	5	0	1	0	0	0	0	0	0	22
16:30	1	1	13	14	3	0	1	0	0	0	0	0	0	33
16:45	2	1	10	13	4	1	0	1	0	0	0	0	0	32
17:00	2	7	14	12	5	0	0	0	0	0	0	0	0	40
17:15	5	0	12	13	1	0	0	0	0	0	0	0	0	31
17:30	2	2	11	14	3	1	0	0	0	0	0	0	0	39
17:45	2	5	20	10	4	0	1	0	0	0	0	0	0	42
18:00	2	5	14	15	5	1	0	0	0	0	0	0	0	42
18:15	1	3	12	8	5	3	0	0	0	0	0	0	0	32
18:30	2	4	8	11	1	2	0	1	0	0	0	0	0	29
18:45	5	5	7	9	1	0	0	0	0	0	0	0	0	27
19:00	3	4	11	8	1	1	0	0	0	0	0	0	0	31
19:15	1	2	4	8	1	0	0	0	0	0	0	0	0	16
19:30	4	1	4	5	2	0	0	0	0	0	0	0	0	16
19:45	2	3	5	9	3	0	0	0	0	0	0	0	0	22
20:00	3	4	8	6	3	0	0	0	0	0	0	0	0	24
20:15	1	2	5	6	2	0	0	0	0	0	0	0	0	16
20:30	4	4	7	5	3	0	0	0	0	0	0	0	0	18
20:45	2	2	4	5	0	0	0	0	0	0	0	0	0	13
21:00	1	2	10	1	1	0	0	0	0	0	0	0	0	15
21:15	0	0	2	7	2	0	0	0	0	0	0	0	0	11
21:30	1	1	1	0	0	0	1	0	0	0	0	0	0	4
21:45	2	3	3	3	0	0	0	0	0	0	0	0	0	9
22:00	0	0	4	5	0	0	0	0	0	0	0	0	0	9
22:15	0	2	4	2	0	0	0	0	0	0	0	0	0	8
22:30	0	0	4	2	0	0	0	0	0	0	0	0	0	6
22:45	0	0	2	1	2	0	0	0	0	0	0	0	0	5
23:00	0	0	3	1	0	0	0	0	0	0	0	0	0	4
23:15	1	3	7	2	0	0	0	0	0	0	0	0	0	13
23:30	2	0	1	1	0	0	0	0	0	0	0	0	0	4
23:45	0	0	0	1	1	0	0	0	0	0	0	0	0	2
Totals	512	375	515	437	163	31	12	2						2047
% of Totals	25%	18%	25%	21%	8%	2%	1%	0%						100%

Directional Peak Periods	AM 7-9			NOON 12-2			PM 4-6			Off Peak Volumes		
All Classes	Volume	%	Volume	%	Volume	%	Volume	%	Volume	%	Volume	%
	541	26%	192	9%	265	13%	1049	51%				

Street Name	Direction	15th	50th	Average	85th	95th	ADT
SW 50th Pl	Summary	11	21	21	29	33	2047

# SPEED

## SW 50th PI Bet. SW 91st Terrace & SW 91st Ave

Day: Tuesday  
Date: 5/16/2023

City: Cooper City  
Project #: FL23\_140259\_027e

### East Bound

Time	< 15	15 - 19	20 - 24	25 - 29	30 - 34	35 - 39	40 - 44	45 - 49	50 - 54	55 - 59	60 - 64	65 - 69	70 +	Total
00:00 AM	0	0	1	0	0	0	0	0	0	0	0	0	0	1
01:00	0	1	0	1	0	1	0	0	0	0	0	0	0	3
02:00	0	0	0	0	0	0	0	0	0	0	0	0	0	0
03:00	1	0	0	0	0	0	0	0	0	0	0	0	0	1
04:00	0	0	2	0	0	1	0	0	0	0	0	0	0	3
05:00	1	1	4	5	6	1	0	0	0	0	0	0	0	18
06:00	5	0	5	8	4	4	1	0	0	0	0	0	0	27
07:00	131	75	18	2	1	0	0	0	0	0	0	0	0	227
08:00	11	13	19	16	15	1	0	0	0	0	0	0	0	75
09:00	3	5	10	11	8	4	2	0	0	0	0	0	0	43
10:00	1	3	14	11	10	2	0	0	0	0	0	0	0	41
11:00	5	2	8	7	4	3	1	0	0	0	0	0	0	30
12:00 PM	5	6	8	10	4	1	1	0	0	0	0	0	0	35
13:00	13	14	12	11	5	0	0	0	0	0	0	0	0	55
14:00	90	24	17	11	5	0	1	0	0	0	0	0	0	148
15:00	3	12	23	24	17	3	0	0	0	0	0	0	0	82
16:00	4	3	26	19	11	0	2	1	0	0	0	0	0	66
17:00	8	10	17	21	6	1	1	0	0	0	0	0	0	64
18:00	5	7	15	16	6	5	0	1	0	0	0	0	0	55
19:00	4	3	9	13	8	0	0	0	0	0	0	0	0	37
20:00	5	8	8	6	4	0	0	0	0	0	0	0	0	31
21:00	1	1	3	4	2	0	1	0	0	0	0	0	0	12
22:00	0	0	4	4	0	0	0	0	0	0	0	0	0	8
23:00	2	1	3	1	1	0	0	0	0	0	0	0	0	8
<b>Totals</b>	<b>298</b>	<b>189</b>	<b>226</b>	<b>201</b>	<b>117</b>	<b>27</b>	<b>10</b>	<b>2</b>						<b>1070</b>
<b>% of Totals</b>	<b>28%</b>	<b>18%</b>	<b>21%</b>	<b>19%</b>	<b>11%</b>	<b>3%</b>	<b>1%</b>	<b>0%</b>						<b>100%</b>

<b>AM Volumes</b>	158	100	81	61	48	17	4	0	0	0	0	0	0	469
<b>% AM</b>	15%	9%	8%	6%	4%	2%	0%							44%
<b>AM Peak Hour</b>	07:00	07:00	08:00	08:00	08:00	06:00	09:00							07:00
<b>Volume</b>	131	75	19	16	15	4	2							227
<b>PM Volumes</b>	140	89	145	140	69	10	6	2	0	0	0	0	0	601
<b>% PM</b>	13%	8%	14%	13%	6%	1%	1%	0%						56%
<b>PM Peak Hour</b>	14:00	14:00	16:00	15:00	15:00	18:00	16:00	16:00						14:00
<b>Volume</b>	90	24	26	24	17	5	2	1						148

Directional Peak Periods All Speeds	AM 7-9		NOON 12-2		PM 4-6		Off Peak Volumes	
	Volume	%	Volume	%	Volume	%	Volume	%
	302	↔ 28%	90	↔ 8%	130	↔ 12%	548	↔ 51%

Street Name	Direction	Percentiles					ADT
		15th	50th	Average	85th	95th	
SW 50th PI	East Bound	10	21	21	30	34	1070
SW 50th PI	West Bound	12	22	21	28	30	977



# SPEED

SW 50th Pl Bet. SW 91st Terrace & SW 91st Ave

Day: Tuesday  
Date: 5/16/2023

City: Cooper City  
Project #: FL23\_140259\_027w

## West Bound

Time	< 15	15 - 19	20 - 24	25 - 29	30 - 34	35 - 39	40 - 44	45 - 49	50 - 54	55 - 59	60 - 64	65 - 69	70 +	Total
00:00 AM	0	1	2	0	0	0	0	0	0	0	0	0	0	3
01:00	0	0	1	0	2	0	0	0	0	0	0	0	0	3
02:00	0	0	1	2	0	0	0	0	0	0	0	0	0	3
03:00	1	0	0	0	0	0	0	0	0	0	0	0	0	1
04:00	0	0	0	2	0	0	0	0	0	0	0	0	0	2
05:00	1	0	4	1	1	0	0	0	0	0	0	0	0	7
06:00	8	7	7	3	1	0	1	0	0	0	0	0	0	27
07:00	137	51	7	0	0	0	1	0	0	0	0	0	0	196
08:00	5	11	13	11	3	0	0	0	0	0	0	0	0	43
09:00	3	7	10	8	0	0	0	0	0	0	0	0	0	28
10:00	1	6	13	13	3	0	0	0	0	0	0	0	0	36
11:00	5	5	15	12	3	0	0	0	0	0	0	0	0	40
12:00 PM	3	13	13	11	3	0	0	0	0	0	0	0	0	43
13:00	8	22	19	9	1	0	0	0	0	0	0	0	0	59
14:00	11	12	11	18	2	1	0	0	0	0	0	0	0	55
15:00	6	14	30	18	3	0	0	0	0	0	0	0	0	71
16:00	2	3	17	25	5	1	0	0	0	0	0	0	0	53
17:00	3	4	40	28	7	0	0	0	0	0	0	0	0	82
18:00	5	10	26	27	6	1	0	0	0	0	0	0	0	75
19:00	6	7	15	17	2	1	0	0	0	0	0	0	0	48
20:00	5	4	16	14	1	0	0	0	0	0	0	0	0	40
21:00	3	5	11	7	1	0	0	0	0	0	0	0	0	27
22:00	0	2	10	6	2	0	0	0	0	0	0	0	0	20
23:00	1	2	8	4	0	0	0	0	0	0	0	0	0	15
<b>Totals</b>	<b>214</b>	<b>186</b>	<b>289</b>	<b>236</b>	<b>46</b>	<b>4</b>	<b>2</b>							<b>977</b>
<b>% of Totals</b>	<b>22%</b>	<b>19%</b>	<b>30%</b>	<b>24%</b>	<b>5%</b>	<b>0%</b>	<b>0%</b>							<b>100%</b>

<b>AM Volumes</b>	161	88	73	52	13	0	2	0	0	0	0	0	0	389
<b>% AM</b>	16%	9%	7%	5%	1%		0%							40%
<b>AM Peak Hour</b>	07:00	07:00	11:00	10:00	08:00		06:00							07:00
<b>Volume</b>	137	51	15	13	3		1							196
<b>PM Volumes</b>	53	98	216	184	33	4	0	0	0	0	0	0	0	588
<b>% PM</b>	5%	10%	22%	19%	3%	0%								60%
<b>PM Peak Hour</b>	14:00	13:00	17:00	17:00	17:00	14:00								17:00
<b>Volume</b>	11	22	40	28	7	1								82

Directional Peak Periods All Speeds	AM 7-9		NOON 12-2		PM 4-6		Off Peak Volumes	
	Volume	%	Volume	%	Volume	%	Volume	%
	239	↔ 24%	102	↔ 10%	135	↔ 14%	501	↔ 51%

Street Name	Direction	Percentiles					ADT
		15th	50th	Average	85th	95th	
SW 50th Pl	East Bound	10	21	21	30	34	1070
SW 50th Pl	West Bound	12	22	21	28	30	977

# SPEED

SW 50th PI Bet. SW 91st Terrace & SW 91st Ave

Day: Tuesday  
Date: 5/16/2023

City: Cooper City  
Project #: FL23\_140259\_027

## Summary

Time	< 15	15 - 19	20 - 24	25 - 29	30 - 34	35 - 39	40 - 44	45 - 49	50 - 54	55 - 59	60 - 64	65 - 69	70 +	Total
00:00 AM	0	1	3	0	0	0	0	0	0	0	0	0	0	4
01:00	0	1	1	1	2	1	0	0	0	0	0	0	0	6
02:00	0	0	1	2	0	0	0	0	0	0	0	0	0	3
03:00	2	0	0	0	0	0	0	0	0	0	0	0	0	2
04:00	0	0	2	2	0	1	0	0	0	0	0	0	0	5
05:00	2	1	8	6	7	1	0	0	0	0	0	0	0	25
06:00	13	7	12	11	5	4	2	0	0	0	0	0	0	54
07:00	268	126	25	2	1	0	1	0	0	0	0	0	0	423
08:00	16	24	32	27	18	1	0	0	0	0	0	0	0	118
09:00	6	12	20	19	8	4	2	0	0	0	0	0	0	71
10:00	2	9	27	24	13	2	0	0	0	0	0	0	0	77
11:00	10	7	23	19	7	3	1	0	0	0	0	0	0	70
12:00 PM	8	19	21	21	7	1	1	0	0	0	0	0	0	78
13:00	21	36	31	20	6	0	0	0	0	0	0	0	0	114
14:00	101	36	28	29	7	1	1	0	0	0	0	0	0	203
15:00	9	26	53	42	20	3	0	0	0	0	0	0	0	153
16:00	6	6	43	44	16	1	2	1	0	0	0	0	0	119
17:00	11	14	57	49	13	1	1	0	0	0	0	0	0	146
18:00	10	17	41	43	12	6	0	1	0	0	0	0	0	130
19:00	10	10	24	30	10	1	0	0	0	0	0	0	0	85
20:00	10	12	24	20	5	0	0	0	0	0	0	0	0	71
21:00	4	6	14	11	3	0	1	0	0	0	0	0	0	39
22:00	0	2	14	10	2	0	0	0	0	0	0	0	0	28
23:00	3	3	11	5	1	0	0	0	0	0	0	0	0	23
<b>Totals</b>	<b>512</b>	<b>375</b>	<b>515</b>	<b>437</b>	<b>163</b>	<b>31</b>	<b>12</b>	<b>2</b>						<b>2047</b>
<b>% of Totals</b>	<b>25%</b>	<b>18%</b>	<b>25%</b>	<b>21%</b>	<b>8%</b>	<b>2%</b>	<b>1%</b>	<b>0%</b>						<b>100%</b>

<b>AM Volumes</b>	319	188	154	113	61	17	6	0	0	0	0	0	0	858
<b>% AM</b>	16%	9%	8%	6%	3%	1%	0%							42%
<b>AM Peak Hour</b>	07:00	07:00	08:00	08:00	08:00	06:00	06:00							07:00
<b>Volume</b>	268	126	32	27	18	4	2							423
<b>PM Volumes</b>	193	187	361	324	102	14	6	2	0	0	0	0	0	1189
<b>% PM</b>	9%	9%	18%	16%	5%	1%	0%	0%						58%
<b>PM Peak Hour</b>	14:00	13:00	17:00	17:00	15:00	18:00	16:00	16:00						14:00
<b>Volume</b>	101	36	57	49	20	6	2	1						203

Directional Peak Periods All Speeds	AM 7-9		NOON 12-2		PM 4-6		Off Peak Volumes	
	Volume	%	Volume	%	Volume	%	Volume	%
	541	↔ 26%	192	↔ 9%	265	↔ 13%	1049	↔ 51%

Street Name	Direction	Percentiles					
		15th	50th	Average	85th	95th	ADT
SW 50th PI	Summary	11	21	21	29	33	2047

**VOLUME**

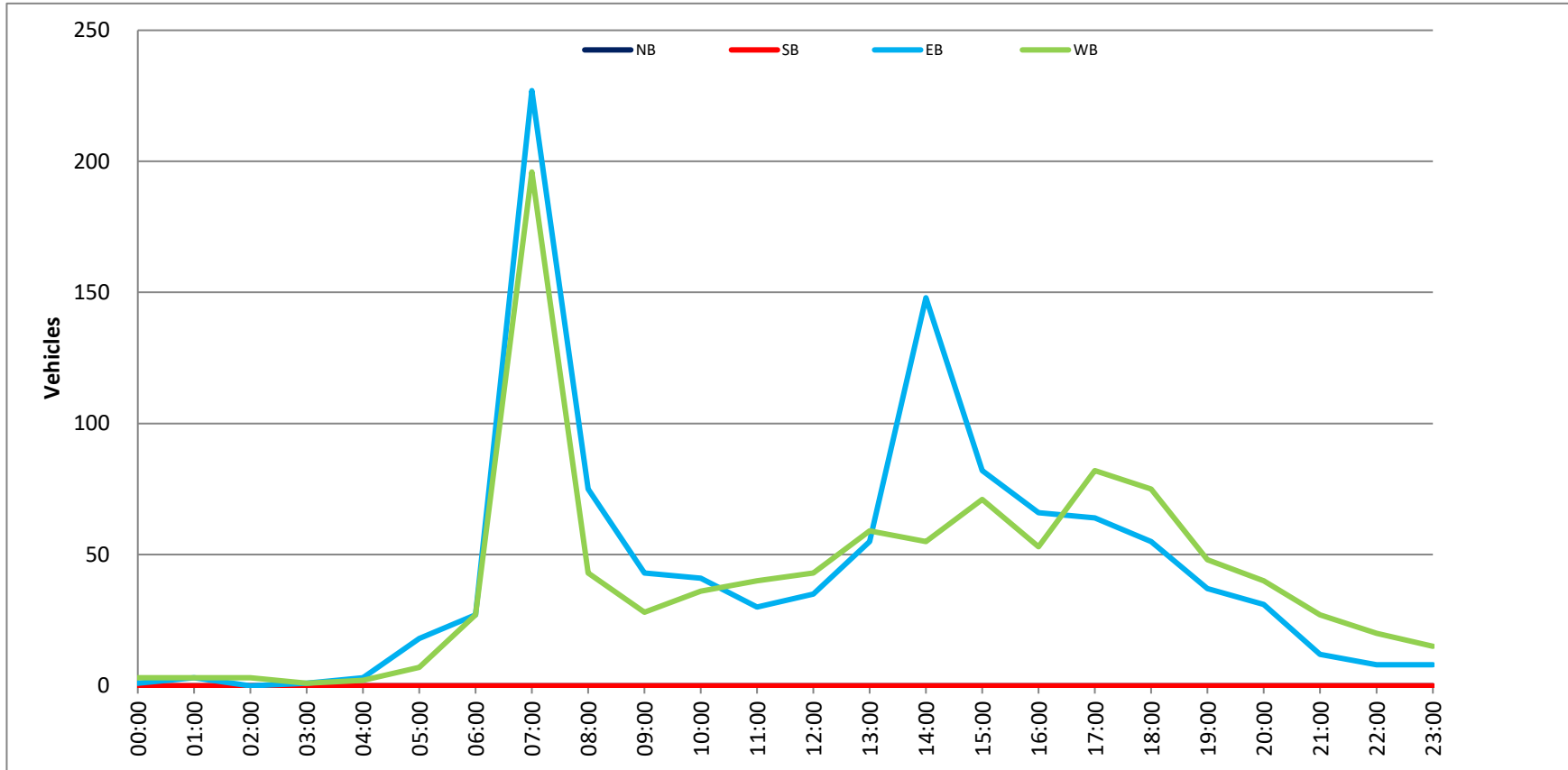
SW 50th Pl Bet. SW 91st Terrace & SW 91st Ave

Day: Tuesday  
Date: 5/16/2023

City: Cooper City  
Project #: FL23\_140259\_027

DAILY TOTALS										NB		SB		EB		WB		TOTAL	
DAILY TOTALS										0		0		1,070		977		2,047	
DAILY TOTALS										0		0		1,070		977		2,047	
AM Period	NB	SB	EB	WB	TOTAL	PMI Period	NB	SB	EB	WB	TOTAL	NB	SB	EB	WB	TOTAL			
00:00	0	0	1	0	1	12:00	0	0	7	13	20	0	0	7	13	20			
00:15	0	0	0	1	1	12:15	0	0	10	12	22	0	0	10	12	22			
00:30	0	0	0	1	1	12:30	0	0	9	9	18	0	0	9	9	18			
00:45	0	0	1	1	3	12:45	0	0	9	35	43	0	0	9	43	78			
01:00	0	0	0	1	1	13:00	0	0	14	12	26	0	0	14	12	26			
01:15	0	0	1	1	2	13:15	0	0	9	16	25	0	0	9	16	25			
01:30	0	0	1	1	2	13:30	0	0	17	25	42	0	0	17	25	42			
01:45	0	0	1	3	3	13:45	0	0	15	55	69	0	0	15	59	114			
02:00	0	0	0	1	1	14:00	0	0	94	5	99	0	0	94	5	99			
02:15	0	0	0	1	1	14:15	0	0	24	22	46	0	0	24	22	46			
02:30	0	0	0	0	0	14:30	0	0	15	11	26	0	0	15	11	26			
02:45	0	0	0	1	1	14:45	0	0	15	148	17	0	0	15	17	203			
03:00	0	0	0	0	0	15:00	0	0	24	10	34	0	0	24	10	34			
03:15	0	0	0	0	0	15:15	0	0	20	15	35	0	0	20	15	35			
03:30	0	0	0	0	0	15:30	0	0	18	20	38	0	0	18	20	38			
03:45	0	0	1	1	1	15:45	0	0	20	82	26	0	0	20	82	102			
04:00	0	0	1	1	2	16:00	0	0	15	17	32	0	0	15	17	32			
04:15	0	0	1	0	1	16:15	0	0	17	5	22	0	0	17	5	22			
04:30	0	0	1	1	1	16:30	0	0	15	18	33	0	0	15	18	33			
04:45	0	0	0	0	0	16:45	0	0	19	66	13	0	0	19	66	85			
05:00	0	0	1	0	1	17:00	0	0	17	23	40	0	0	17	23	40			
05:15	0	0	6	4	10	17:15	0	0	13	18	31	0	0	13	18	31			
05:30	0	0	8	2	10	17:30	0	0	16	17	33	0	0	16	17	33			
05:45	0	0	3	1	4	17:45	0	0	18	64	24	0	0	18	64	82			
06:00	0	0	3	4	7	18:00	0	0	17	25	42	0	0	17	25	42			
06:15	0	0	6	7	13	18:15	0	0	14	18	32	0	0	14	18	32			
06:30	0	0	9	5	14	18:30	0	0	12	12	29	0	0	12	12	29			
06:45	0	0	9	11	20	18:45	0	0	12	55	15	0	0	12	55	67			
07:00	0	0	18	14	32	19:00	0	0	17	14	31	0	0	17	14	31			
07:15	0	0	30	53	83	19:15	0	0	8	8	16	0	0	8	8	16			
07:30	0	0	97	70	167	19:30	0	0	4	12	16	0	0	4	12	16			
07:45	0	0	82	59	141	19:45	0	0	8	37	45	0	0	8	37	45			
08:00	0	0	29	7	36	20:00	0	0	13	11	24	0	0	13	11	24			
08:15	0	0	15	15	30	20:15	0	0	6	6	12	0	0	6	6	12			
08:30	0	0	16	6	22	20:30	0	0	6	12	18	0	0	6	12	18			
08:45	0	0	15	15	30	20:45	0	0	6	31	7	0	0	6	31	37			
09:00	0	0	10	5	15	21:00	0	0	2	13	15	0	0	2	13	15			
09:15	0	0	12	9	21	21:15	0	0	4	7	11	0	0	4	7	11			
09:30	0	0	11	4	15	21:30	0	0	3	1	4	0	0	3	1	4			
09:45	0	0	10	10	20	21:45	0	0	3	12	6	0	0	3	12	15			
10:00	0	0	12	9	21	22:00	0	0	3	6	9	0	0	3	6	9			
10:15	0	0	7	11	18	22:15	0	0	2	6	8	0	0	2	6	8			
10:30	0	0	10	7	17	22:30	0	0	1	5	6	0	0	1	5	6			
10:45	0	0	12	9	21	22:45	0	0	2	8	3	0	0	2	8	10			
11:00	0	0	7	5	12	23:00	0	0	4	4	8	0	0	4	4	8			
11:15	0	0	13	14	27	23:15	0	0	5	8	13	0	0	5	8	13			
11:30	0	0	2	9	11	23:30	0	0	1	3	4	0	0	1	3	4			
11:45	0	0	30	12	40	23:45	0	0	8	0	15	0	0	8	0	15			
TOTALS			469	389	858	TOTALS			601	588	1189			601	588	1189			
SPLIT %			54.7%	45.3%	41.9%	SPLIT %			50.5%	49.5%	58.1%			50.5%	49.5%	58.1%			
<b>DAILY TOTALS</b>										<b>NB</b>		<b>SB</b>		<b>EB</b>		<b>WB</b>		<b>Total</b>	
<b>DAILY TOTALS</b>										<b>0</b>		<b>0</b>		<b>1,070</b>		<b>977</b>		<b>2,047</b>	
<b>DAILY TOTALS</b>										<b>0</b>		<b>0</b>		<b>1,070</b>		<b>977</b>		<b>2,047</b>	

AM Peak Hour	07:15	07:00	07:15	13:30	17:15	13:30
AM Pk Volume	238	196	427	150	84	208
Pk Hr Factor	0.613	0.700	0.639	0.399	0.840	0.525
7 - 9 Volume	0	0	541	130	135	265
7 - 9 Peak Hour	07:15	07:00	07:15	16:15	17:00	17:00
7 - 9 Pk Volume	238	196	427	68	82	146
Pk Hr Factor	0.613	0.700	0.639	0.895	0.854	0.869
PM Peak Hour	13:30	17:15	13:30	17:00	17:00	17:00
PM Pk Volume	150	84	208	135	135	265
Pk Hr Factor	0.399	0.840	0.525	0.840	0.840	0.869
4 - 6 Volume	0	0	130	135	135	265
4 - 6 Peak Hour	16:15	17:00	17:00	17:00	17:00	17:00
4 - 6 Pk Volume	68	82	146	135	135	265
Pk Hr Factor	0.895	0.854	0.869	0.840	0.840	0.869



Time	< 15	15 - 19	20 - 24	25 - 29	30 - 34	35 - 39	40 - 44	45 - 49	50 - 54	55 - 59	60 - 64	65 - 69	70 +	Total
00:00 AM	0	0	1	0	0	0	0	0	0	0	0	0	0	1
00:15	0	0	1	0	0	0	0	0	0	0	0	0	0	1
00:30	0	0	1	0	0	0	0	0	0	0	0	0	0	1
00:45	0	0	0	0	0	0	0	0	0	0	0	0	0	0
01:00	0	0	0	0	0	0	0	0	0	0	0	0	0	0
01:15	0	0	0	0	0	0	0	0	0	0	0	0	0	0
01:30	0	0	0	0	0	0	0	0	0	0	0	0	0	0
01:45	0	0	0	0	0	0	0	0	0	0	0	0	0	0
02:00	0	0	0	0	0	0	0	0	0	0	0	0	0	0
02:15	0	0	0	0	0	0	0	0	0	0	0	0	0	0
02:30	0	0	0	0	0	0	0	0	0	0	0	0	0	0
02:45	0	0	0	0	0	0	0	0	0	0	0	0	0	0
03:00	0	0	0	0	0	0	0	0	0	0	0	0	0	0
03:15	0	0	0	0	0	0	0	0	0	0	0	0	0	0
03:30	0	0	0	0	0	0	0	0	0	0	0	0	0	0
03:45	0	0	0	0	0	0	0	0	0	0	0	0	0	0
04:00	0	0	0	0	0	0	0	0	0	0	0	0	0	0
04:15	0	0	0	0	1	0	0	0	0	0	0	0	0	1
04:30	0	0	0	0	0	0	0	0	0	0	0	0	0	0
04:45	0	0	1	0	2	0	0	0	0	0	0	0	0	3
05:00	0	0	0	0	0	0	0	0	0	0	0	0	0	0
05:15	0	1	3	1	1	1	0	0	0	0	0	0	0	4
05:30	0	1	2	1	2	0	0	0	0	0	0	0	0	6
05:45	0	1	0	2	1	0	0	0	0	0	0	0	0	4
06:00	0	1	3	4	2	0	1	0	0	0	0	0	0	11
06:15	1	0	0	0	0	2	0	0	0	0	0	0	0	3
06:30	3	0	1	2	1	2	0	0	0	0	0	0	0	9
06:45	0	0	1	4	0	0	0	0	0	0	0	0	0	5
07:00	6	6	5	2	2	0	0	0	0	0	0	0	0	21
07:15	10	10	2	1	0	0	0	0	0	0	0	0	0	23
07:30	63	24	4	1	0	0	0	0	0	0	0	0	0	92
07:45	67	22	3	1	0	0	0	0	0	0	0	0	0	93
08:00	15	10	4	4	2	0	0	0	0	0	0	0	0	35
08:15	0	3	3	3	4	0	0	0	0	0	0	0	0	13
08:30	0	5	4	5	4	1	0	0	0	0	0	0	0	19
08:45	0	0	1	6	2	1	1	0	0	0	0	0	0	11
09:00	0	2	2	3	1	0	0	0	0	0	0	0	0	8
09:15	1	1	4	3	0	0	0	0	0	0	0	0	0	11
09:30	1	1	3	4	2	0	0	0	0	0	0	0	0	11
09:45	0	2	7	6	1	1	0	0	0	0	0	0	0	17
10:00	0	1	2	1	3	1	0	0	0	0	0	0	0	8
10:15	0	0	3	1	0	0	0	0	0	0	0	0	0	4
10:30	0	0	2	5	0	0	0	0	0	0	0	0	0	7
10:45	0	0	0	2	2	1	1	0	0	0	0	0	0	8
11:00	1	3	2	1	1	1	0	0	0	0	0	0	0	9
11:15	2	5	2	1	1	0	0	0	0	0	0	0	0	11
11:30	0	0	0	0	0	0	0	0	0	0	0	0	0	0
11:45	1	1	4	5	1	0	0	0	0	0	0	0	0	12
12:00 PM	0	0	2	3	1	0	0	0	0	0	0	0	0	6
12:15	1	1	2	2	1	0	0	0	0	0	0	0	0	7
12:30	1	0	7	2	0	0	0	0	0	0	0	0	0	10
12:45	1	0	4	4	3	0	0	0	0	0	0	0	0	12
13:00	5	2	2	4	1	1	0	0	0	0	0	0	0	15
13:15	1	2	3	1	3	0	0	0	0	0	0	0	0	10
13:30	10	5	4	0	1	0	0	0	0	0	0	0	0	20
13:45	8	5	1	0	0	0	0	0	0	0	0	0	0	14
14:00	68	9	3	0	0	0	0	0	0	0	0	0	0	80
14:15	9	8	1	2	1	0	0	0	0	0	0	0	0	21
14:30	0	2	4	6	2	0	0	0	0	0	0	0	0	14
14:45	0	2	4	4	3	0	1	0	0	0	0	0	0	14
15:00	1	2	10	7	0	1	1	0	0	0	0	0	0	22
15:15	1	1	3	2	10	3	2	1	2	0	0	0	0	25
15:30	0	1	1	5	2	2	0	0	0	0	0	0	0	11
15:45	0	1	1	2	1	3	4	0	0	0	0	0	0	12
16:00	2	1	2	9	2	4	1	1	1	0	0	0	0	23
16:15	1	1	0	5	2	0	0	0	0	0	0	0	0	14
16:30	0	0	0	9	2	2	2	0	0	0	0	0	0	17
16:45	0	1	2	5	4	3	0	0	0	0	0	0	0	15
17:00	1	2	1	4	4	3	2	0	0	0	0	0	0	17
17:15	1	0	1	1	6	2	2	1	0	0	0	0	0	14
17:30	0	1	2	3	2	1	2	1	0	0	0	0	0	12
17:45	1	1	3	4	1	1	1	0	0	0	0	0	0	12
18:00	5	2	2	1	1	1	0	0	1	0	0	0	0	13
18:15	2	2	0	2	2	0	4	1	0	0	0	0	0	13
18:30	0	2	3	2	1	2	2	0	0	0	0	0	0	12
18:45	0	2	2	5	2	4	0	0	0	0	0	0	0	15
19:00	0	2	1	2	1	0	1	0	0	0	0	0	0	7
19:15	0	1	0	1	0	0	0	0	1	0	0	0	0	3
19:30	2	1	0	2	3	1	0	1	0	0	0	0	0	10
19:45	0	0	3	0	3	3	1	0	0	0	0	0	0	10
20:00	3	2	0	2	1	2	1	0	0	0	0	0	0	11
20:15	0	0	1	4	3	0	0	0	0	0	0	0	0	11
20:30	0	1	0	3	3	0	0	0	0	0	0	0	0	13
20:45	0	0	0	1	0	0	1	0	0	0	0	0	0	2
21:00	0	1	2	1	1	1	1	0	0	0	0	0	0	7
21:15	0	0	1	4	2	0	0	0	0	0	0	0	0	7
21:30	1	0	0	3	0	1	0	1	0	0	0	0	0	6
21:45	1	1	0	3	0	0	0	0	0	0	0	0	0	5
22:00	0	2	0	0	0	1	0	0	0	0	0	0	0	3
22:15	0	0	0	3	0	0	0	0	0	0	0	0	0	3
22:30	0	0	0	0	0	0	1	0	0	0	0	0	0	1
22:45	0	0	0	4	0	0	0	0	0	0	0	0	0	4
23:00	0	0	1	0	0	0	1	0	0	0	0	0	0	2
23:15	0	0	0	0	0	0	0	2	0	0	0	0	0	2
23:30	0	0	0	0	0	0	0	0	0	0	0	0	0	0
23:45	0	0	0	0	0	0	1	0	0	0	0	0	0	1
<b>Totals</b>	<b>296</b>	<b>167</b>	<b>152</b>	<b>159</b>	<b>115</b>	<b>57</b>	<b>37</b>	<b>7</b>	<b>5</b>					<b>1035</b>
<b>% of Totals</b>	<b>29%</b>	<b>16%</b>	<b>15%</b>	<b>15%</b>	<b>11%</b>	<b>6%</b>	<b>4%</b>	<b>1%</b>	<b>0%</b>					<b>100%</b>

AM Peak Hour	07:15	07:30	07:45	08:00	08:15	08:30	08:45	09:00	09:15	09:30	
Volume	155	66	15	13	12	4	1	0	0	0	
% AM	16%	10%	7%	7%	4%	1%	0%	0%	0%	0%	
<b>PM Peak Hour</b>	<b>17:30</b>	<b>17:45</b>	<b>18:00</b>	<b>18:15</b>	<b>18:30</b>	<b>18:45</b>	<b>19:00</b>	<b>19:15</b>	<b>19:30</b>	<b>19:45</b>	
Volume	95	21	23	16	16	14	7	2	3	3	
% PM	12%	6%	8%	12%	7%	5%	3%	1%	0%	0%	
<b>Directional Peak Periods</b>	<b>AM 7-9</b>			<b>NOON 12-2</b>			<b>PM 4-6</b>			<b>Off Peak Volumes</b>	
All Classes	Volume	%	Volume	%	Volume	%	Volume	%	Volume	%	
	307	30%	94	9%	124	12%	510	49%			

Street Name	Direction	15th	50th	Average	85th	95th	ADT
SW 50th Pl	East Bound	10	22	22	33	40	1035
SW 50th Pl	West Bound	12	22	21	28	31	989

Time	< 15	15 - 19	20 - 24	25 - 29	30 - 34	35 - 39	40 - 44	45 - 49	50 - 54	55 - 59	60 - 64	65 - 69	70 +	Total
00:00 AM	0	0	0	2	1	0	0	0	0	0	0	0	0	3
00:15	0	0	0	0	0	0	0	0	0	0	0	0	0	0
00:30	0	0	0	0	0	0	0	0	0	0	0	0	0	0
00:45	0	0	0	1	0	0	0	0	0	0	0	0	0	1
01:00	0	0	0	0	0	0	0	0	0	0	0	0	0	0
01:15	0	0	1	0	0	0	0	0	0	0	0	0	0	1
01:30	0	0	1	1	0	0	0	0	0	0	0	0	0	2
01:45	0	0	0	0	0	0	0	0	0	0	0	0	0	0
02:00	0	0	2	0	0	0	0	0	0	0	0	0	0	2
02:15	0	0	0	0	0	0	0	0	0	0	0	0	0	0
02:30	0	0	0	0	0	0	0	0	0	0	0	0	0	0
02:45	0	0	0	0	0	0	0	0	0	0	0	0	0	0
03:00	0	0	0	0	0	0	0	0	0	0	0	0	0	0
03:15	0	0	1	0	0	0	0	0	0	0	0	0	0	1
03:30	0	1	0	0	0	0	0	0	0	0	0	0	0	1
03:45	0	0	0	0	0	0	0	0	0	0	0	0	0	0
04:00	0	0	0	1	0	0	0	0	0	0	0	0	0	1
04:15	0	0	0	0	0	0	0	0	0	0	0	0	0	0
04:30	0	0	0	0	0	0	0	0	0	0	0	0	0	0
04:45	0	0	0	0	0	0	0	0	0	0	0	0	0	0
05:00	0	0	0	0	0	0	0	0	0	0	0	0	0	0
05:15	0	0	0	0	0	0	0	0	0	0	0	0	0	0
05:30	0	0	1	1	0	0	0	0	0	0	0	0	0	2
05:45	1	1	0	0	0	0	0	0	0	0	0	0	0	2
06:00	0	1	2	0	1	1	0	0	0	0	0	0	0	5
06:15	2	2	3	2	0	0	0	0	0	0	0	0	0	9
06:30	2	1	0	0	2	0	0	0	0	0	0	0	0	5
06:45	0	2	4	3	0	0	0	0	0	0	0	0	0	9
07:00	6	6	2	0	0	0	0	0	0	0	0	0	0	14
07:15	22	17	1	0	0	0	0	0	0	0	0	0	0	40
07:30	56	13	0	0	0	0	0	0	0	0	0	0	0	69
07:45	56	5	0	0	0	0	0	0	0	0	0	0	0	61
08:00	7	1	3	4	0	0	0	0	0	0	0	0	0	15
08:15	1	0	0	3	0	0	0	0	0	0	0	0	0	4
08:30	3	1	7	3	0	0	0	0	0	0	0	0	0	14
08:45	2	1	7	2	1	1	0	0	0	0	0	0	0	14
09:00	3	2	1	2	0	0	0	0	0	0	0	0	0	8
09:15	2	1	3	1	0	0	1	1	0	0	0	0	0	8
09:30	0	4	2	1	0	0	0	0	0	0	0	0	0	7
09:45	0	1	1	1	0	0	0	0	0	0	0	0	0	3
10:00	1	0	2	1	0	0	0	0	0	0	0	0	0	4
10:15	1	3	2	3	0	0	0	0	0	0	0	0	0	9
10:30	1	1	4	0	1	0	0	0	0	0	0	0	0	7
10:45	0	0	4	3	0	0	0	0	0	0	0	0	0	7
11:00	0	3	4	4	0	0	0	0	0	0	0	0	0	11
11:15	1	4	4	1	0	0	0	0	0	0	0	0	0	10
11:30	0	2	6	1	1	0	0	0	0	0	0	0	0	10
11:45	3	2	7	2	0	0	0	0	0	0	0	0	0	14
12:00 PM	0	2	3	5	2	0	0	0	0	0	0	0	0	12
12:15	0	3	1	7	0	1	0	0	0	0	0	0	0	12
12:30	1	5	4	6	1	0	0	0	0	0	0	0	0	17
12:45	2	1	4	6	1	0	0	0	0	0	0	0	0	14
13:00	3	3	7	1	0	0	0	0	0	0	0	0	0	14
13:15	2	7	3	2	0	0	0	0	0	0	0	0	0	14
13:30	6	9	4	1	0	0	0	0	0	0	0	0	0	20
13:45	4	0	0	0	0	0	0	0	0	0	0	0	0	4
14:00	5	2	1	0	0	0	0	0	0	0	0	0	0	8
14:15	4	5	5	0	1	0	0	0	0	0	0	0	0	15
14:30	0	2	3	3	3	0	0	0	0	0	0	0	0	11
14:45	0	1	11	2	0	0	0	0	0	0	0	0	0	14
15:00	2	7	4	4	0	0	0	0	0	0	0	0	0	17
15:15	2	4	6	4	2	1	0	0	0	0	0	0	0	19
15:30	0	3	12	8	0	0	1	0	0	0	0	0	0	24
15:45	0	1	9	10	3	0	0	0	0	0	0	0	0	23
16:00	0	5	4	6	2	0	0	0	0	0	0	0	0	17
16:15	1	0	7	8	0	0	0	0	0	0	0	0	0	16
16:30	0	3	12	8	1	0	0	0	0	0	0	0	0	24
16:45	0	3	4	8	1	0	0	0	0	0	0	0	0	16
17:00	2	4	11	4	1	0	0	0	0	0	0	0	0	22
17:15	2	4	8	3	1	0	1	0	0	0	0	0	0	19
17:30	2	0	14	4	1	1	0	0	0	0	0	0	0	22
17:45	1	2	8	7	2	0	0	0	0	0	0	0	0	20
18:00	1	5	5	5	0	0	0	0	0	0	0	0	0	16
18:15	0	2	3	15	1	0	0	0	0	0	0	0	0	21
18:30	2	1	8	8	0	0	0	0	0	0	0	0	0	19
18:45	2	1	4	5	1	0	0	0	0	0	0	0	0	13
19:00	0	1	3	3	0	0	0	0	0	0	0	0	0	7
19:15	0	3	5	2	0	0	0	0	0	0	0	0	0	12
19:30	0	1	2	6	1	0	0	0	0	0	0	0	0	10
19:45	0	3	5	5	3	0	0	0	0	0	0	0	0	16
20:00	0	0	3	7	0	0	0	0	0	0	0	0	0	10
20:15	0	1	1	2	0	0	1	0	0	0	0	0	0	5
20:30	1	1	4	3	1	1	1	0	0	0	0	0	0	8
20:45	2	0	3	4	1	0	0	0	0	0	0	0	0	10
21:00	0	2	0	3	1	0	0	0	0	0	0	0	0	6
21:15	0	3	2	3	1	1	0	0	0	0	0	0	0	10
21:30	0	2	3	4	1	0	0	0	0	0	0	0	0	10
21:45	2	1	3	2	1	0	0	0	0	0	0	0	0	9
22:00	0	2	2	2	2	0	0	0	0	0	0	0	0	8
22:15	1	2	5	1	1	0	0	0	0	0	0	0	0	10
22:30	0	0	1	0	1	0	0	0	0	0	0	0	0	2
22:45	0	0	1	2	0	1	0	0	0	0	0	0	0	4
23:00	0	0	5	4	0	0	0	0	0	0	0	0	0	9
23:15	0	1	0	0	0	0	0	0	0	0	0	0	0	1
23:30	0	0	0	1	0	0	0	0	0	0	0	0	0	1
23:45	0	0	1	0	0	1	0	0	0	0	0	0	0	2
<b>Totals</b>	<b>222</b>	<b>183</b>	<b>288</b>	<b>239</b>	<b>43</b>	<b>8</b>	<b>5</b>							<b>989</b>
% of Totals	22%	19%	29%	24%	4%	1%	1%							100%

AM Peak Hour	07:15	07:30	07:45	08:00	08:15	08:30	08:45	
Volume	181	41	21	21	3	1	1	
% AM	17%	8%	8%	5%	1%	0%	0%	
PM Peak Hour <td>13:30</td> <td>12:45</td> <td>17:00</td> <td>17:45</td> <td>15:15</td> <td>20:30</td> <td>19:45</td>	13:30	12:45	17:00	17:45	15:15	20:30	19:45	
Volume	19	20	41	31	7	2	7	
% PM	5%	11%	22%	20%	4%	1%	0%	
NOON 12-2	107	107	107	107	107	107	107	
PM 4-6	158	158	158	158	158	158	158	
Off Peak Volumes	493	493	493	493	493	493	493	
All Classes	231	23%	107	11%	158	16%	493	50%

Street Name	Direction	15th	50th	Average	85th	95th	ADT
SW 50th Pl	East Bound	10	22	22	33	40	1035
SW 50th Pl	West Bound	12	22	21	28	31	989

**Summary**

Time	< 15	15 - 19	20 - 24	25 - 29	30 - 34	35 - 39	40 - 44	45 - 49	50 - 54	55 - 59	60 - 64	65 - 69	70 +	Total
00:00 AM	0	0	1	2	1	0	0	0	0	0	0	0	0	4
00:15	0	0	1	0	0	0	0	0	0	0	0	0	0	1
00:30	0	0	0	1	0	0	0	0	0	0	0	0	0	1
00:45	0	0	0	1	0	0	0	0	0	0	0	0	0	1
01:00	0	0	0	1	0	0	0	0	0	0	0	0	0	1
01:15	0	0	1	0	0	0	0	0	0	0	0	0	0	1
01:30	0	0	1	0	0	0	0	0	0	0	0	0	0	2
01:45	0	0	0	0	0	0	0	0	0	0	0	0	0	0
02:00	0	0	2	0	0	0	0	0	0	0	0	0	0	2
02:15	0	0	0	0	0	0	0	0	0	0	0	0	0	0
02:30	0	0	0	0	1	0	0	0	0	0	0	0	0	1
02:45	0	0	0	0	0	0	0	0	0	0	0	0	0	0
03:00	0	0	0	0	0	0	0	0	0	0	0	0	0	0
03:15	0	0	1	0	0	0	0	0	0	0	0	0	0	1
03:30	0	1	0	0	0	0	0	0	0	0	0	0	0	1
03:45	0	0	0	0	0	0	0	0	0	0	0	0	0	0
04:00	0	0	0	1	0	0	0	0	0	0	0	0	0	1
04:15	0	0	0	0	1	0	0	0	0	0	0	0	0	1
04:30	0	0	0	0	0	0	0	0	0	0	0	0	0	0
04:45	0	0	1	0	2	0	0	0	0	0	0	0	0	3
05:00	0	0	0	0	0	0	0	0	0	0	0	0	0	0
05:15	0	1	3	1	1	0	0	0	0	0	0	0	0	4
05:30	0	1	3	2	2	0	0	0	0	0	0	0	0	8
05:45	1	2	0	2	1	0	0	0	0	0	0	0	0	6
06:00	0	2	5	4	3	1	1	0	0	0	0	0	0	16
06:15	3	2	3	2	0	2	0	0	0	0	0	0	0	12
06:30	5	1	4	4	1	2	0	0	0	0	0	0	0	14
06:45	0	2	5	7	0	0	0	0	0	0	0	0	0	14
07:00	12	12	7	2	2	0	0	0	0	0	0	0	0	35
07:15	32	27	3	1	0	0	0	0	0	0	0	0	0	63
07:30	119	37	4	1	0	0	0	0	0	0	0	0	0	161
07:45	123	27	3	1	0	0	0	0	0	0	0	0	0	154
08:00	22	11	7	8	2	0	0	0	0	0	0	0	0	50
08:15	1	3	3	6	4	0	0	0	0	0	0	0	0	17
08:30	3	6	11	8	4	1	0	0	0	0	0	0	0	33
08:45	2	1	8	8	3	2	1	0	0	0	0	0	0	25
09:00	3	4	3	5	1	0	0	0	0	0	0	0	0	16
09:15	2	2	7	4	3	0	1	1	0	0	0	0	0	19
09:30	1	5	5	2	0	0	0	0	0	0	0	0	0	18
09:45	0	3	8	7	1	1	0	0	0	0	0	0	0	20
10:00	1	1	4	2	3	1	0	0	0	0	0	0	0	12
10:15	1	3	5	4	0	0	0	0	0	0	0	0	0	13
10:30	1	1	6	5	1	0	0	0	0	0	0	0	0	14
10:45	0	0	6	5	2	1	1	0	0	0	0	0	0	15
11:00	1	6	6	5	1	1	0	0	0	0	0	0	0	20
11:15	3	9	6	2	1	0	0	0	0	0	0	0	0	21
11:30	0	2	8	1	1	0	0	0	0	0	0	0	0	12
11:45	4	3	11	7	1	0	0	0	0	0	0	0	0	26
12:00 PM	0	2	5	6	3	0	0	0	0	0	0	0	0	16
12:15	1	4	3	6	1	1	0	0	0	0	0	0	0	19
12:30	2	5	11	8	1	0	0	0	0	0	0	0	0	27
12:45	3	1	8	10	4	0	0	0	0	0	0	0	0	26
13:00	8	5	9	5	1	1	0	0	0	0	0	0	0	29
13:15	3	9	6	3	3	0	0	0	0	0	0	0	0	24
13:30	16	14	8	11	0	0	0	0	0	0	0	0	0	40
13:45	12	5	1	0	0	0	0	0	0	0	0	0	0	18
14:00	73	11	4	0	0	0	0	0	0	0	0	0	0	88
14:15	13	13	6	2	2	0	0	0	0	0	0	0	0	36
14:30	0	4	7	9	5	0	0	0	0	0	0	0	0	25
14:45	0	3	15	6	3	0	1	0	0	0	0	0	0	28
15:00	3	9	14	11	0	1	1	0	0	0	0	0	0	39
15:15	3	5	9	6	12	4	2	1	2	0	0	0	0	44
15:30	0	4	13	13	2	2	1	0	0	0	0	0	0	35
15:45	0	2	10	12	4	3	4	0	0	0	0	0	0	35
16:00	2	6	6	15	4	4	1	1	1	0	0	0	0	40
16:15	2	1	7	14	2	0	0	0	0	0	0	0	0	32
16:30	0	3	14	17	3	2	2	0	0	0	0	0	0	41
16:45	0	4	6	13	5	3	0	0	0	0	0	0	0	31
17:00	3	6	12	8	5	3	2	0	0	0	0	0	0	39
17:15	3	4	9	4	7	2	3	1	0	0	0	0	0	39
17:30	2	1	16	7	3	2	2	1	0	0	0	0	0	34
17:45	2	3	11	11	3	1	1	0	0	0	0	0	0	32
18:00	6	7	7	6	1	1	0	0	1	0	0	0	0	29
18:15	2	4	3	17	3	0	4	1	0	0	0	0	0	34
18:30	2	3	11	10	1	2	2	0	0	0	0	0	0	31
18:45	2	3	6	10	3	4	0	0	0	0	0	0	0	28
19:00	0	3	4	5	1	0	1	0	0	0	0	0	0	14
19:15	2	4	5	3	0	0	0	1	0	0	0	0	0	15
19:30	2	2	2	8	4	1	0	1	0	0	0	0	0	20
19:45	0	3	8	5	6	3	1	0	0	0	0	0	0	26
20:00	3	2	3	9	1	2	1	0	0	0	0	0	0	21
20:15	0	1	2	6	3	3	1	0	0	0	0	0	0	16
20:30	1	2	3	4	2	1	1	0	0	0	0	0	0	13
20:45	2	0	3	5	1	0	1	0	0	0	0	0	0	12
21:00	0	3	2	4	2	1	1	0	0	0	0	0	0	13
21:15	0	3	3	7	3	1	0	0	0	0	0	0	0	17
21:30	1	2	3	7	1	1	0	1	0	0	0	0	0	16
21:45	3	2	3	5	1	0	0	0	0	0	0	0	0	14
22:00	0	4	2	2	2	1	0	0	0	0	0	0	0	11
22:15	1	2	5	4	1	0	0	0	0	0	0	0	0	13
22:30	0	0	1	0	1	0	1	0	0	0	0	0	0	3
22:45	0	0	1	6	0	1	0	0	0	0	0	0	0	8
23:00	0	0	6	4	0	0	1	0	0	0	0	0	0	11
23:15	0	1	0	0	0	0	2	0	0	0	0	0	0	3
23:30	0	0	0	1	0	0	0	0	0	0	0	0	0	1
23:45	0	0	1	0	0	1	1	0	0	0	0	0	0	3
<b>Totals</b>	<b>518</b>	<b>350</b>	<b>440</b>	<b>438</b>	<b>158</b>	<b>66</b>	<b>42</b>	<b>7</b>	<b>5</b>					<b>2024</b>
<b>% of Totals</b>	<b>26%</b>	<b>17%</b>	<b>22%</b>	<b>22%</b>	<b>8%</b>	<b>3%</b>	<b>2%</b>	<b>0%</b>	<b>0%</b>					<b>100%</b>

<b>AM Volumes</b>	340	173	140	118	44	12	4	0	0	0	0	0	0	839
<b>% AM</b>	17%	9%	7%	6%	2%	1%	0%	0%	0%	0%	0%	0%	0%	41%
<b>AM Peak Hour</b>	07:15	07:30	11:00	11:45	08:00	05:45	08:30							07:35
<b>Volume</b>	286	103	31	31	31	5	2							423
<b>PM Volumes</b>	178	175	294	320	114	54	38	7	5	0	0	0	0	1180
<b>% PM</b>	9%	9%	15%	16%	6%	3%	2%	0%	0%	0%	0%	0%	0%	59%
<b>PM Peak Hour</b>	13:30	13:30	14:45	16:00	15:45	15:15	15:00	15:15	15:15					13:30
<b>Volume</b>	114	43	51	59	22	31	8	2	3					382
<b>Directional Peak Periods</b>	<b>AM 7-9</b>				<b>NOON 12-2</b>				<b>PM 4-6</b>				<b>Off Peak Volumes</b>	
<b>All Classes</b>	Volume 538				Volume 201				Volume 282				Volume 1003	
	27%				10%				14%				50%	

Street Name	Direction	Percentiles					
		15th	50th	Average	85th	95th	ADT
SW 50th Pl	Summary	11	22	21	30	36	2024

# SPEED

SW 50th PI Bet. SW 91st Terrace & SW 91st Ave

Day: Wednesday

Date: 5/17/2023

City: Cooper City

Project #: FL23\_140259\_027e

## East Bound

Time	< 15	15 - 19	20 - 24	25 - 29	30 - 34	35 - 39	40 - 44	45 - 49	50 - 54	55 - 59	60 - 64	65 - 69	70 +	Total
00:00 AM	0	0	1	2	0	0	0	0	0	0	0	0	0	3
01:00	0	0	0	1	0	0	0	0	0	0	0	0	0	1
02:00	0	0	0	0	0	0	0	0	0	0	0	0	0	0
03:00	0	0	0	0	0	0	0	0	0	0	0	0	0	0
04:00	0	0	1	0	3	0	0	0	0	0	0	0	0	4
05:00	0	3	3	4	4	0	0	0	0	0	0	0	0	14
06:00	4	1	5	10	3	4	1	0	0	0	0	0	0	28
07:00	146	62	14	5	2	0	0	0	0	0	0	0	0	229
08:00	15	18	12	18	12	2	1	0	0	0	0	0	0	78
09:00	1	6	16	16	7	1	0	0	0	0	0	0	0	47
10:00	0	1	9	9	5	2	1	0	0	0	0	0	0	27
11:00	4	9	10	7	3	1	0	0	0	0	0	0	0	34
12:00 PM	3	1	15	11	5	0	0	0	0	0	0	0	0	35
13:00	24	14	10	5	5	1	0	0	0	0	0	0	0	59
14:00	77	21	12	12	6	0	1	0	0	0	0	0	0	129
15:00	2	5	15	16	13	9	7	1	2	0	0	0	0	70
16:00	3	3	6	28	13	11	3	1	1	0	0	0	0	69
17:00	3	4	7	12	13	7	7	2	0	0	0	0	0	55
18:00	7	8	7	10	6	7	6	1	1	0	0	0	0	53
19:00	2	4	4	5	7	4	2	1	1	0	0	0	0	30
20:00	3	3	1	10	5	5	2	0	0	0	0	0	0	29
21:00	2	2	3	11	3	2	1	1	0	0	0	0	0	25
22:00	0	2	0	7	0	1	1	0	0	0	0	0	0	11
23:00	0	0	1	0	0	0	4	0	0	0	0	0	0	5
<b>Totals</b>	<b>296</b>	<b>167</b>	<b>152</b>	<b>199</b>	<b>115</b>	<b>57</b>	<b>37</b>	<b>7</b>	<b>5</b>					<b>1035</b>
<b>% of Totals</b>	29%	16%	15%	19%	11%	6%	4%	1%	0%					100%

<b>AM Volumes</b>	170	100	71	72	39	10	3	0	0	0	0	0	0	465
<b>% AM</b>	16%	10%	7%	7%	4%	1%	0%							45%
<b>AM Peak Hour</b>	07:00	07:00	09:00	08:00	08:00	06:00	06:00							07:00
<b>Volume</b>	146	62	16	18	12	4	1							229
<b>PM Volumes</b>	126	67	81	127	76	47	34	7	5	0	0	0	0	570
<b>% PM</b>	12%	6%	8%	12%	7%	5%	3%	1%	0%					55%
<b>PM Peak Hour</b>	14:00	14:00	12:00	16:00	15:00	16:00	15:00	17:00	15:00					14:00
<b>Volume</b>	77	21	15	28	13	11	7	2	2					129

Directional Peak Periods All Speeds	AM 7-9		NOON 12-2		PM 4-6		Off Peak Volumes	
	Volume	%	Volume	%	Volume	%	Volume	%
	307	↔ 30%	94	↔ 9%	124	↔ 12%	510	↔ 49%

Street Name	Direction	Percentiles					ADT
		15th	50th	Average	85th	95th	
SW 50th PI	East Bound	10	22	22	33	40	1035
SW 50th PI	West Bound	12	22	21	28	31	989



# SPEED

## SW 50th PI Bet. SW 91st Terrace & SW 91st Ave

Day: Wednesday

Date: 5/17/2023

City: Cooper City

Project #: FL23\_140259\_027w

### West Bound

Time	< 15	15 - 19	20 - 24	25 - 29	30 - 34	35 - 39	40 - 44	45 - 49	50 - 54	55 - 59	60 - 64	65 - 69	70 +	Total
00:00 AM	0	0	0	3	1	0	0	0	0	0	0	0	0	4
01:00	0	0	2	1	0	0	0	0	0	0	0	0	0	3
02:00	0	0	2	1	0	0	0	0	0	0	0	0	0	3
03:00	0	1	1	0	0	0	0	0	0	0	0	0	0	2
04:00	0	0	0	1	0	0	0	0	0	0	0	0	0	1
05:00	1	1	1	1	0	0	0	0	0	0	0	0	0	4
06:00	4	6	9	7	1	1	0	0	0	0	0	0	0	28
07:00	140	41	3	0	0	0	0	0	0	0	0	0	0	184
08:00	13	3	17	12	1	1	0	0	0	0	0	0	0	47
09:00	5	8	7	5	0	0	1	0	0	0	0	0	0	26
10:00	3	4	12	7	1	0	0	0	0	0	0	0	0	27
11:00	4	11	21	8	1	0	0	0	0	0	0	0	0	45
12:00 PM	3	11	12	24	4	1	0	0	0	0	0	0	0	55
13:00	15	19	14	4	0	0	0	0	0	0	0	0	0	52
14:00	9	10	20	5	4	0	0	0	0	0	0	0	0	48
15:00	4	15	31	26	5	1	1	0	0	0	0	0	0	83
16:00	1	11	27	31	5	0	0	0	0	0	0	0	0	75
17:00	7	10	41	18	5	1	1	0	0	0	0	0	0	83
18:00	5	9	20	33	2	0	0	0	0	0	0	0	0	69
19:00	2	8	15	16	4	0	0	0	0	0	0	0	0	45
20:00	3	2	10	14	1	1	2	0	0	0	0	0	0	33
21:00	2	8	8	12	4	1	0	0	0	0	0	0	0	35
22:00	1	4	9	5	4	1	0	0	0	0	0	0	0	24
23:00	0	1	6	5	0	1	0	0	0	0	0	0	0	13
<b>Totals</b>	<b>222</b>	<b>183</b>	<b>288</b>	<b>239</b>	<b>43</b>	<b>9</b>	<b>5</b>							<b>989</b>
<b>% of Totals</b>	<b>22%</b>	<b>19%</b>	<b>29%</b>	<b>24%</b>	<b>4%</b>	<b>1%</b>	<b>1%</b>							<b>100%</b>

<b>AM Volumes</b>	170	75	75	46	5	2	1	0	0	0	0	0	0	374
<b>% AM</b>	17%	8%	8%	5%	1%	0%	0%							38%
<b>AM Peak Hour</b>	07:00	07:00	11:00	08:00		06:00	09:00							07:00
<b>Volume</b>	140	41	21	12	1	1	1							184
<b>PM Volumes</b>	52	108	213	193	38	7	4	0	0	0	0	0	0	615
<b>% PM</b>	5%	11%	22%	20%	4%	1%	0%							62%
<b>PM Peak Hour</b>	13:00	13:00	17:00	18:00	15:00	12:00	20:00							15:00
<b>Volume</b>	15	19	41	33	5	1	2							83

Directional Peak Periods All Speeds	AM 7-9		NOON 12-2		PM 4-6		Off Peak Volumes	
	Volume	%	Volume	%	Volume	%	Volume	%
	231	↔ 23%	107	↔ 11%	158	↔ 16%	493	↔ 50%

Street Name	Direction	Percentiles					ADT
		15th	50th	Average	85th	95th	
SW 50th PI	East Bound	10	22	22	33	40	1035
SW 50th PI	West Bound	12	22	21	28	31	989

# SPEED

SW 50th PI Bet. SW 91st Terrace & SW 91st Ave

Day: Wednesday

Date: 5/17/2023

City: Cooper City

Project #: FL23\_140259\_027

## Summary

Time	< 15	15 - 19	20 - 24	25 - 29	30 - 34	35 - 39	40 - 44	45 - 49	50 - 54	55 - 59	60 - 64	65 - 69	70 +	Total
00:00 AM	0	0	1	5	1	0	0	0	0	0	0	0	0	7
01:00	0	0	2	2	0	0	0	0	0	0	0	0	0	4
02:00	0	0	2	1	0	0	0	0	0	0	0	0	0	3
03:00	0	1	1	0	0	0	0	0	0	0	0	0	0	2
04:00	0	0	1	1	3	0	0	0	0	0	0	0	0	5
05:00	1	4	4	5	4	0	0	0	0	0	0	0	0	18
06:00	8	7	14	17	4	5	1	0	0	0	0	0	0	56
07:00	286	103	17	5	2	0	0	0	0	0	0	0	0	413
08:00	28	21	29	30	13	3	1	0	0	0	0	0	0	125
09:00	6	14	23	21	7	1	1	0	0	0	0	0	0	73
10:00	3	5	21	16	6	2	1	0	0	0	0	0	0	54
11:00	8	20	31	15	4	1	0	0	0	0	0	0	0	79
12:00 PM	6	12	27	35	9	1	0	0	0	0	0	0	0	90
13:00	39	33	24	9	5	1	0	0	0	0	0	0	0	111
14:00	86	31	32	17	10	0	1	0	0	0	0	0	0	177
15:00	6	20	46	42	18	10	8	1	2	0	0	0	0	153
16:00	4	14	33	59	18	11	3	1	1	0	0	0	0	144
17:00	10	14	48	30	18	8	8	2	0	0	0	0	0	138
18:00	12	17	27	43	8	7	6	1	1	0	0	0	0	122
19:00	4	12	19	21	11	4	2	1	1	0	0	0	0	75
20:00	6	5	11	24	6	6	4	0	0	0	0	0	0	62
21:00	4	10	11	23	7	3	1	1	0	0	0	0	0	60
22:00	1	6	9	12	4	2	1	0	0	0	0	0	0	35
23:00	0	1	7	5	0	1	4	0	0	0	0	0	0	18
<b>Totals</b>	<b>518</b>	<b>350</b>	<b>440</b>	<b>438</b>	<b>158</b>	<b>66</b>	<b>42</b>	<b>7</b>	<b>5</b>					<b>2024</b>
<b>% of Totals</b>	<b>26%</b>	<b>17%</b>	<b>22%</b>	<b>22%</b>	<b>8%</b>	<b>3%</b>	<b>2%</b>	<b>0%</b>	<b>0%</b>					<b>100%</b>

<b>AM Volumes</b>	340	175	146	118	44	12	4	0	0	0	0	0	0	839
<b>% AM</b>	17%	9%	7%	6%	2%	1%	0%							41%
<b>AM Peak Hour</b>	07:00	07:00	11:00	08:00	08:00	06:00	06:00							07:00
<b>Volume</b>	286	103	31	30	13	5	1							413
<b>PM Volumes</b>	178	175	294	320	114	54	38	7	5	0	0	0	0	1185
<b>% PM</b>	9%	9%	15%	16%	6%	3%	2%	0%	0%					59%
<b>PM Peak Hour</b>	14:00	13:00	17:00	16:00	15:00	16:00	15:00	17:00	15:00					14:00
<b>Volume</b>	86	33	48	59	18	11	8	2	2					177

Directional Peak Periods All Speeds	AM 7-9		NOON 12-2		PM 4-6		Off Peak Volumes	
	Volume	%	Volume	%	Volume	%	Volume	%
	538	↔ 27%	201	↔ 10%	282	↔ 14%	1003	↔ 50%

Street Name	Direction	Percentiles					ADT
		15th	50th	Average	85th	95th	
SW 50th PI	Summary	11	22	21	30	36	2024

**VOLUME**

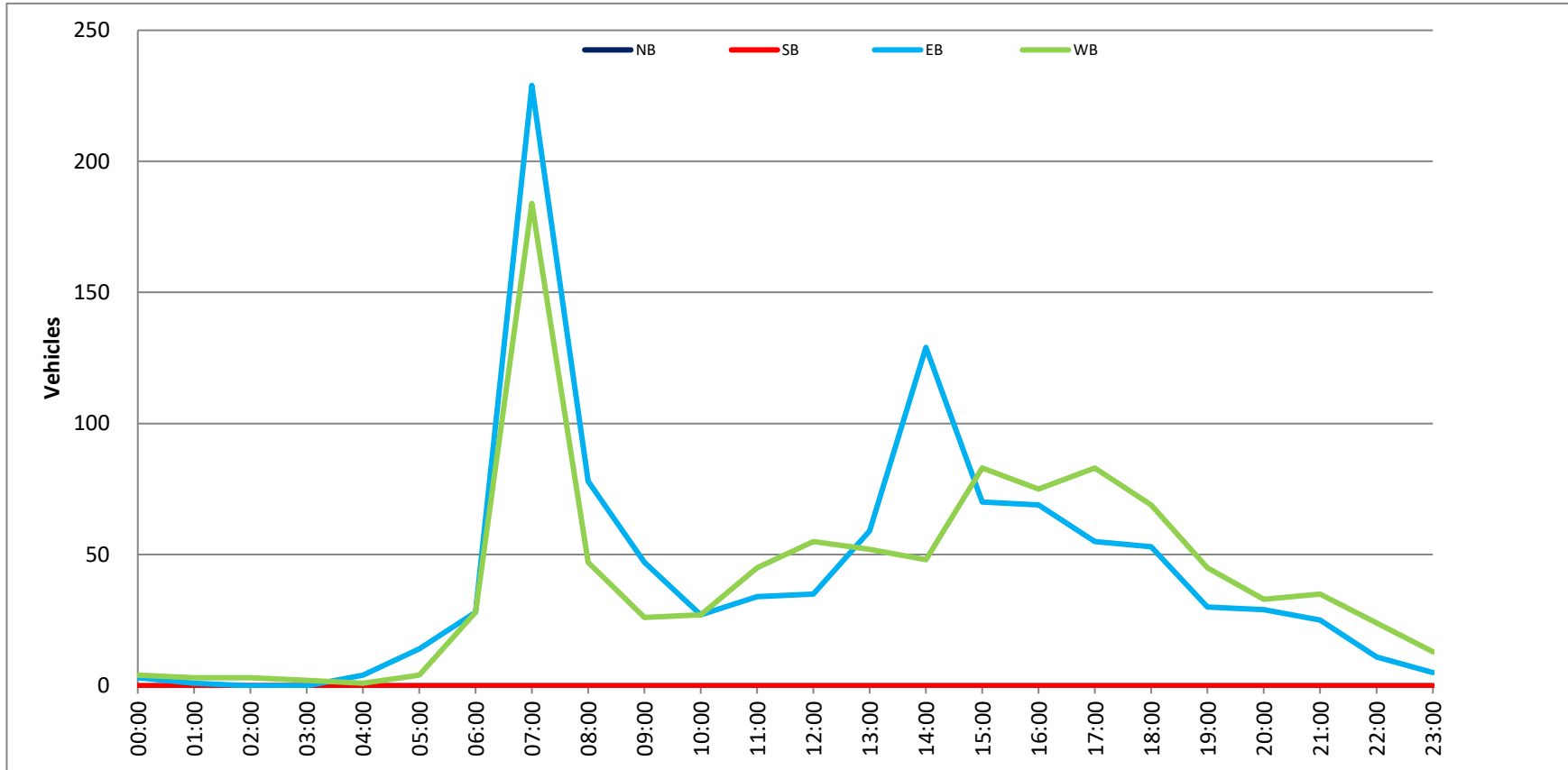
SW 50th Pl Bet. SW 91st Terrace & SW 91st Ave

Day: Wednesday  
Date: 5/17/2023

City: Cooper City  
Project #: FL23\_140259\_027

DAILY TOTALS												Total			
				NB		SB		EB				WB		Total	
				0		0		1,035				989		2,024	
AM Period	NB	SB	EB	WB	TOTAL	PMI Period	NB	SB	EB	WB	TOTAL				
00:00	0	0	1	3	4	12:00	0	0	6	12	18				
00:15	0	0	1	0	1	12:15	0	0	7	12	19				
00:30	0	0	1	0	1	12:30	0	0	10	17	27				
00:45	0	0	0	1	1	12:45	0	0	12	35	14	55	26	90	
01:00	0	0	1	0	1	13:00	0	0	15	15	14	14	52	29	
01:15	0	0	0	1	1	13:15	0	0	10	10	14	14	20	24	
01:30	0	0	0	2	2	13:30	0	0	20	20	20	20	40	40	
01:45	0	0	0	1	1	13:45	0	0	14	59	4	52	18	111	
02:00	0	0	0	2	2	14:00	0	0	80	14	8	8	88	88	
02:15	0	0	0	0	0	14:15	0	0	21	15	15	15	36	36	
02:30	0	0	0	1	1	14:30	0	0	14	11	11	11	25	25	
02:45	0	0	0	0	0	14:45	0	0	14	129	14	48	28	177	
03:00	0	0	0	0	0	15:00	0	0	22	17	17	17	39	39	
03:15	0	0	0	1	1	15:15	0	0	25	19	19	19	44	44	
03:30	0	0	0	1	1	15:30	0	0	11	24	24	24	35	35	
03:45	0	0	0	0	0	15:45	0	0	12	70	23	83	35	153	
04:00	0	0	0	1	1	16:00	0	0	23	17	17	17	40	40	
04:15	0	0	1	0	1	16:15	0	0	14	18	18	18	32	32	
04:30	0	0	0	0	0	16:30	0	0	17	24	24	24	41	41	
04:45	0	0	3	4	7	16:45	0	0	15	69	16	75	31	144	
05:00	0	0	0	0	0	17:00	0	0	17	22	22	22	39	39	
05:15	0	0	4	0	4	17:15	0	0	14	19	19	19	33	33	
05:30	0	0	6	2	8	17:30	0	0	12	12	22	22	34	34	
05:45	0	0	4	2	6	17:45	0	0	12	55	20	83	32	138	
06:00	0	0	11	5	16	18:00	0	0	13	13	16	16	29	29	
06:15	0	0	3	9	12	18:15	0	0	13	13	21	21	34	34	
06:30	0	0	9	5	14	18:30	0	0	12	12	19	19	31	31	
06:45	0	0	5	9	14	18:45	0	0	15	53	13	69	28	122	
07:00	0	0	21	14	35	19:00	0	0	7	7	7	7	14	14	
07:15	0	0	23	40	63	19:15	0	0	3	3	12	12	15	15	
07:30	0	0	92	69	161	19:30	0	0	10	10	10	10	20	20	
07:45	0	0	93	61	154	19:45	0	0	10	30	16	45	26	75	
08:00	0	0	35	15	50	20:00	0	0	11	11	10	10	21	21	
08:15	0	0	13	4	17	20:15	0	0	11	11	5	5	16	16	
08:30	0	0	19	14	33	20:30	0	0	5	8	8	8	13	13	
08:45	0	0	11	14	25	20:45	0	0	2	29	10	33	12	62	
09:00	0	0	8	8	16	21:00	0	0	7	6	6	6	13	13	
09:15	0	0	11	8	19	21:15	0	0	7	7	10	10	17	17	
09:30	0	0	11	7	18	21:30	0	0	6	6	10	10	16	16	
09:45	0	0	17	3	20	21:45	0	0	5	25	9	35	14	60	
10:00	0	0	4	4	12	22:00	0	0	3	3	8	8	11	11	
10:15	0	0	4	9	13	22:15	0	0	3	3	10	10	13	13	
10:30	0	0	7	7	14	22:30	0	0	1	1	2	2	3	3	
10:45	0	0	8	7	15	22:45	0	0	4	11	4	24	8	35	
11:00	0	0	9	11	20	23:00	0	0	2	9	9	9	11	11	
11:15	0	0	11	10	21	23:15	0	0	2	2	1	1	3	3	
11:30	0	0	2	10	12	23:30	0	0	0	0	1	1	1	1	
11:45	0	0	12	14	26	23:45	0	0	1	5	2	13	3	18	
TOTALS			465	374	839	TOTALS			570	615	1185				
SPLIT %			55.4%	44.6%	41.5%	SPLIT %			48.1%	51.9%	58.5%				
<b>DAILY TOTALS</b>												<b>Total</b>			
				NB		SB		EB				WB		Total	
				0		0		1,035				989		2,024	

DAILY TOTALS												Total			
				NB		SB		EB				WB		Total	
				0		0		1,035				989		2,024	
AM Peak Hour	NB	SB	EB	WB	TOTAL	PM Peak Hour	NB	SB	EB	WB	TOTAL				
AM Peak Hour	0	0	0	0	0	PM Peak Hour	0	0	0	0	0				
AM Pk Volume	243	185	428	185	1041	PM Pk Volume	135	83	182	135	83				
Pk Hr Factor	0.653	0.670	0.665	0.670	0.665	Pk Hr Factor	0.422	0.865	0.517	0.422	0.865				
7 - 9 Volume	0	0	307	231	538	4 - 6 Volume	0	0	124	158	282				
7 - 9 Peak Hour	0	0	07:15	07:15	07:15	4 - 6 Peak Hour	0	0	16:00	17:00	16:00				
7 - 9 Pk Volume	0	0	243	185	428	4 - 6 Pk Volume	0	0	69	83	144				
Pk Hr Factor	0.000	0.000	0.653	0.670	0.665	Pk Hr Factor	0.000	0.000	0.750	0.943	0.878				



Time	< 15	15 - 19	20 - 24	25 - 29	30 - 34	35 - 39	40 - 44	45 - 49	50 - 54	55 - 59	60 - 64	65 - 69	70 +	Total
00:00 AM	0	0	0	0	0	0	1	0	0	0	0	0	0	1
00:15	0	0	0	0	0	0	1	0	0	0	0	0	0	1
00:30	0	0	0	0	0	0	0	0	0	0	0	0	0	0
00:45	1	0	0	0	0	0	0	0	0	0	0	0	0	1
01:00	0	1	0	0	0	0	0	0	0	0	0	0	0	1
01:15	0	0	0	0	0	0	0	0	0	0	0	0	0	0
01:30	0	0	0	0	0	0	0	0	0	0	0	0	0	0
01:45	0	0	0	0	0	0	0	0	0	0	0	0	0	0
02:00	0	0	0	0	0	0	0	0	0	0	0	0	0	0
02:15	0	0	0	0	0	0	0	0	0	0	0	0	0	0
02:30	0	0	0	0	0	0	0	0	0	0	0	0	0	0
02:45	0	0	0	0	0	0	0	0	0	0	0	0	0	0
03:00	0	0	0	0	0	0	0	0	0	0	0	0	0	0
03:15	0	0	0	0	0	0	0	0	0	0	0	0	0	0
03:30	0	0	0	0	0	0	0	0	0	0	0	0	0	0
03:45	0	0	0	0	0	0	0	0	0	0	0	0	0	0
04:00	0	0	0	0	0	0	0	0	0	0	0	0	0	0
04:15	0	0	0	0	0	0	0	0	0	0	0	0	0	0
04:30	0	0	0	0	0	0	0	0	0	0	0	0	0	0
04:45	0	0	1	0	0	0	0	0	0	0	0	0	0	1
05:00	0	0	0	0	0	0	0	0	0	0	0	0	0	0
05:15	0	0	0	0	0	0	2	0	1	0	0	0	0	4
05:30	0	0	0	0	0	0	3	0	0	0	0	0	0	3
05:45	0	0	0	0	1	3	0	1	0	0	0	0	0	5
06:00	0	0	0	1	0	1	0	2	0	0	0	0	0	4
06:15	0	0	0	0	0	0	1	1	1	0	0	0	0	3
06:30	1	0	0	0	2	0	1	0	2	0	0	0	0	6
06:45	0	0	1	3	2	1	0	0	0	0	0	0	0	7
07:00	1	3	6	4	4	0	0	0	0	0	0	0	0	18
07:15	3	4	12	2	0	1	0	0	0	0	0	0	0	22
07:30	40	44	13	2	1	0	0	0	0	0	0	0	0	100
07:45	44	22	12	2	0	0	0	0	0	0	0	0	0	80
08:00	5	9	6	5	5	0	0	0	0	0	0	0	0	30
08:15	0	1	4	5	3	0	2	0	0	0	0	0	0	15
08:30	0	1	4	2	4	0	2	0	0	0	0	0	0	13
08:45	0	0	4	6	4	1	0	0	0	0	0	0	0	15
09:00	0	2	2	2	2	1	1	0	0	0	0	0	0	10
09:15	0	2	0	1	2	0	1	2	0	0	0	0	0	11
09:30	1	1	2	1	2	1	1	0	0	0	0	0	0	9
09:45	0	0	2	6	4	1	0	0	0	0	0	0	0	13
10:00	2	0	2	3	0	1	0	1	0	0	0	0	0	9
10:15	1	2	0	3	0	0	0	0	0	0	0	0	0	6
10:30	1	2	3	3	1	2	0	0	0	0	0	0	0	12
10:45	0	1	4	5	1	1	0	0	0	0	0	0	0	12
11:00	2	2	2	1	1	0	0	0	0	0	0	0	0	8
11:15	1	3	1	1	1	0	0	0	0	0	0	0	0	7
11:30	1	0	8	1	2	0	0	0	0	0	0	0	0	12
11:45	2	0	1	1	0	0	0	0	0	0	0	0	0	4
12:00 PM	0	0	2	0	1	2	0	0	0	0	0	0	0	5
12:15	1	0	2	5	1	0	0	0	0	0	0	0	0	5
12:30	0	0	5	6	1	0	0	0	0	0	0	0	0	12
12:45	1	1	4	2	0	1	0	0	0	0	0	0	0	9
13:00	3	4	4	3	2	0	0	0	0	0	0	0	0	16
13:15	3	3	4	5	4	1	0	0	0	0	0	0	0	20
13:30	11	4	2	1	0	0	0	0	0	0	0	0	0	18
13:45	15	10	1	0	0	0	0	0	0	0	0	0	0	26
14:00	71	12	3	2	0	0	0	0	0	0	0	0	0	88
14:15	4	8	4	7	1	0	0	0	0	0	0	0	0	24
14:30	1	2	5	1	1	2	0	0	0	0	0	0	0	12
14:45	0	0	3	0	2	1	1	0	0	0	0	0	0	7
15:00	5	7	15	5	1	0	0	0	0	0	0	0	0	33
15:15	1	2	2	11	5	2	0	0	0	0	0	0	0	23
15:30	2	1	0	4	7	2	0	1	0	0	0	0	0	17
15:45	0	1	4	4	4	0	0	0	0	0	0	0	0	13
16:00	0	1	2	8	5	0	1	0	0	0	0	0	0	17
16:15	2	1	4	5	2	0	1	0	0	0	0	0	0	14
16:30	1	0	4	6	3	3	0	0	0	0	0	0	0	17
16:45	2	5	0	8	6	3	1	0	0	0	0	0	0	25
17:00	0	0	2	3	6	1	2	1	0	0	0	0	0	15
17:15	2	0	2	1	3	2	3	0	0	0	0	0	0	13
17:30	1	1	4	4	1	3	1	0	0	0	0	0	0	15
17:45	0	0	0	0	8	1	1	0	0	0	0	0	0	10
18:00	1	0	1	3	1	2	0	0	0	0	0	0	0	8
18:15	2	2	2	0	5	3	0	0	1	0	0	0	0	15
18:30	4	3	2	3	2	0	1	0	0	0	0	0	0	15
18:45	1	0	3	2	4	0	0	1	0	0	0	0	0	11
19:00	1	2	4	0	1	2	0	0	0	0	0	0	0	10
19:15	0	0	0	2	2	1	0	0	0	0	0	0	0	5
19:30	0	1	0	3	1	0	0	2	0	0	0	0	0	7
19:45	0	0	2	7	0	0	0	0	0	0	0	0	0	9
20:00	0	1	0	5	1	1	0	0	0	0	0	0	0	8
20:15	1	1	2	3	0	1	0	1	0	0	0	0	0	9
20:30	2	1	1	15	15	16	16	16	18	17	0	0	0	10
20:45	2	0	1	0	2	2	0	0	0	0	0	0	0	7
21:00	0	0	0	2	1	1	0	0	0	0	0	0	0	4
21:15	0	0	0	2	1	1	0	0	0	0	0	0	0	4
21:30	0	1	1	3	3	0	1	0	0	0	0	0	0	9
21:45	0	0	0	0	1	1	0	0	0	0	0	0	0	3
22:00	0	2	1	0	1	0	0	0	0	0	0	0	0	4
22:15	0	0	1	2	1	0	0	0	0	0	0	0	0	4
22:30	0	0	1	0	1	1	0	0	0	0	0	0	0	3
22:45	0	0	0	1	0	1	0	0	0	0	0	0	0	2
23:00	0	0	0	1	0	0	0	0	0	0	0	0	0	1
23:15	0	0	0	0	0	0	0	0	0	0	0	0	0	0
23:30	0	0	0	0	0	0	0	1	0	0	0	0	0	0
23:45	0	0	0	1	0	0	0	1	0	0	0	0	0	2
<b>Totals</b>	<b>246</b>	<b>177</b>	<b>193</b>	<b>194</b>	<b>139</b>	<b>61</b>	<b>24</b>	<b>15</b>	<b>2</b>					<b>1051</b>
<b>% of Totals</b>	<b>23%</b>	<b>17%</b>	<b>18%</b>	<b>18%</b>	<b>13%</b>	<b>6%</b>	<b>2%</b>	<b>1%</b>	<b>0%</b>					<b>100%</b>

AM Volumes	10%	5%	1%	0%	0%	0%	0%	0%	0%	0%	0%	0%	0%	0%	44%
% AM	10%	10%	9%	6%	4%	2%	1%	1%	0%	0%	0%	0%	0%	0%	42%
AM Peak Hour	07:15	07:15	07:00	08:00	08:00	05:15	08:15	05:45	05:30						07:35
Volume	92	79	43	41	18	16	9	5	1						232
PM Volumes	140	77	102	132	90	40	13	7	1	0	0	0	0	0	608
% PM	13%	7%	10%	13%	9%	4%	1%	1%	0%	0%	0%	0%	0%	0%	58%
PM Peak Hour	13:30	13:30	14:15	15:45	15:45	16:30	16:45	18:45	17:30						13:30
Volume	101	84	27	27	21	9	7	3	1						157
<b>Directional Peak Periods</b>	<b>AM 7-9</b>			<b>NOON 12-2</b>			<b>PM 4-6</b>			<b>Off Peak Volumes</b>					
<b>All Classes</b>	Volume	%	Volume	%	Volume	%	Volume	%	Volume	%	Volume	%			
	293	28%	116	11%	126	12%	516	49%							

Street Name	Direction	15th	50th	Average	85th	95th	ADT
SW 50th Pl	East Bound	11	23	23	33	39	1051
SW 50th Pl	West Bound	12	22	21	28	30	987

Time	< 15	15 - 19	20 - 24	25 - 29	30 - 34	35 - 39	40 - 44	45 - 49	50 - 54	55 - 59	60 - 64	65 - 69	70 +	Total
00:00 AM	0	0	0	0	0	0	0	0	0	0	0	0	0	0
00:15	0	0	0	0	0	0	0	0	0	0	0	0	0	0
00:30	0	1	0	0	0	0	0	0	0	0	0	0	0	1
00:45	1	0	0	1	0	0	0	0	0	0	0	0	0	2
01:00	0	1	0	0	0	0	0	0	0	0	0	0	0	1
01:15	0	1	0	0	0	0	0	0	0	0	0	0	0	1
01:30	0	0	0	0	0	0	0	0	0	0	0	0	0	0
01:45	0	0	0	0	0	0	0	0	0	0	0	0	0	0
02:00	0	0	0	0	1	0	0	0	0	0	0	0	0	1
02:15	0	0	1	0	0	0	0	0	0	0	0	0	0	1
02:30	0	0	0	0	0	0	0	0	0	0	0	0	0	0
02:45	0	0	0	0	0	0	0	0	0	0	0	0	0	0
03:00	0	0	0	0	0	0	0	0	0	0	0	0	0	0
03:15	0	0	0	0	0	0	0	0	0	0	0	0	0	0
03:30	0	0	0	0	0	0	0	0	0	0	0	0	0	0
03:45	0	0	0	0	0	0	0	0	0	0	0	0	0	0
04:00	0	0	0	0	0	0	0	0	0	0	0	0	0	0
04:15	0	0	0	0	0	0	0	0	0	0	0	0	0	0
04:30	0	0	0	0	1	0	0	0	0	0	0	0	0	1
04:45	0	0	1	0	0	1	0	0	0	0	0	0	0	2
05:00	0	0	1	0	0	0	0	0	0	0	0	0	0	1
05:15	0	0	0	0	1	0	0	0	0	0	0	0	0	1
05:30	0	0	0	0	1	0	1	0	0	0	0	0	0	2
05:45	0	1	0	1	0	0	0	0	0	0	0	0	0	2
06:00	0	1	2	0	1	0	0	0	0	0	0	0	0	4
06:15	0	0	2	0	1	0	0	0	0	0	0	0	0	3
06:30	0	2	3	2	0	0	0	0	0	0	0	0	0	9
06:45	1	2	5	0	0	0	0	0	0	0	0	0	0	8
07:00	10	4	1	0	1	0	0	0	0	0	0	0	0	16
07:15	22	21	1	0	0	0	0	0	0	0	0	0	0	44
07:30	59	17	2	0	0	0	0	0	0	0	0	0	0	78
07:45	47	14	2	1	0	0	0	0	0	0	0	0	0	64
08:00	2	2	1	2	0	0	0	0	0	0	0	0	0	7
08:15	2	1	2	5	0	0	0	0	0	0	0	0	0	10
08:30	1	6	6	1	0	0	1	0	0	0	0	0	0	15
08:45	1	1	4	5	0	0	0	0	0	0	0	0	0	11
09:00	0	2	2	2	0	0	0	0	0	0	0	0	0	6
09:15	3	1	3	2	0	0	1	0	0	0	0	0	0	10
09:30	2	1	4	1	0	0	0	0	0	0	0	0	0	8
09:45	0	4	6	5	0	0	0	0	0	0	0	0	0	15
10:00	2	1	1	3	0	0	0	0	0	0	0	0	0	7
10:15	1	3	3	5	0	0	0	0	0	0	0	0	0	12
10:30	0	1	4	4	0	1	0	0	0	0	0	0	0	10
10:45	0	1	4	0	1	0	0	0	0	0	0	0	0	6
11:00	1	2	1	3	0	0	0	0	0	0	0	0	0	7
11:15	3	5	2	3	0	0	0	0	0	0	0	0	0	13
11:30	1	2	8	2	0	0	0	0	0	0	0	0	0	13
11:45	1	5	5	1	0	0	0	0	0	0	0	0	0	12
12:00 PM	0	0	4	3	0	1	0	0	0	0	0	0	0	9
12:15	3	4	3	3	0	1	0	0	0	0	0	0	0	13
12:30	0	0	4	4	0	0	0	0	0	0	0	0	0	8
12:45	1	1	7	1	0	0	0	0	0	0	0	0	0	10
13:00	1	4	3	7	0	1	0	0	0	0	0	0	0	16
13:15	1	6	8	3	2	0	0	0	0	0	0	0	0	20
13:30	11	6	5	5	0	0	0	0	0	0	0	0	0	22
13:45	3	7	0	0	0	0	0	0	0	0	0	0	0	10
14:00	5	2	1	0	0	0	0	0	0	0	0	0	0	8
14:15	4	5	0	0	0	0	0	0	0	0	0	0	0	9
14:30	0	1	3	3	1	1	0	0	0	0	0	0	0	9
14:45	1	2	3	3	0	0	0	0	0	0	0	0	0	9
15:00	0	1	7	5	0	0	0	0	0	0	0	0	0	13
15:15	2	4	4	6	0	0	0	0	0	0	0	0	0	16
15:30	2	4	6	11	0	0	0	0	0	0	0	0	0	23
15:45	0	2	10	1	1	0	0	0	0	0	0	0	0	14
16:00	2	1	9	10	0	0	0	0	0	0	0	0	0	22
16:15	0	1	9	7	0	0	0	0	0	0	0	0	0	17
16:30	1	1	4	5	1	0	0	0	0	0	0	0	0	12
16:45	1	1	5	6	1	0	0	0	0	0	0	0	0	14
17:00	2	0	7	7	0	0	0	0	0	0	0	0	0	16
17:15	0	2	7	12	1	0	0	0	0	0	0	0	0	22
17:30	1	1	8	5	0	0	0	0	0	0	0	0	0	15
17:45	0	3	11	8	2	0	0	0	0	0	0	0	0	25
18:00	0	0	7	9	0	0	0	0	0	0	0	0	0	16
18:15	0	3	6	3	1	0	0	0	0	0	0	0	0	13
18:30	1	1	7	7	1	0	0	0	0	0	0	0	0	17
18:45	2	1	7	10	0	0	0	0	0	0	0	0	0	20
19:00	0	1	4	3	1	0	0	0	0	0	0	0	0	9
19:15	0	1	4	2	3	0	0	0	0	0	0	0	0	10
19:30	1	2	3	8	0	0	0	0	0	0	0	0	0	14
19:45	1	3	10	3	0	0	0	0	0	0	0	0	0	17
20:00	0	4	4	6	1	0	0	0	0	0	0	0	0	15
20:15	0	1	1	4	1	0	0	0	0	0	0	0	0	7
20:30	1	0	1	3	1	0	0	0	0	0	0	0	0	12
20:45	1	2	1	6	0	0	0	0	0	0	0	0	0	10
21:00	0	1	4	3	1	0	0	0	0	0	0	0	0	9
21:15	0	1	3	3	1	0	0	0	0	0	0	0	0	8
21:30	0	0	5	0	0	0	0	0	0	0	0	0	0	5
21:45	0	4	6	1	0	0	0	0	0	0	0	0	0	11
22:00	0	0	6	1	0	0	0	0	0	0	0	0	0	7
22:15	0	0	1	1	1	1	0	0	0	0	0	0	0	4
22:30	0	2	3	4	0	0	0	0	0	0	0	0	0	9
22:45	1	0	2	1	0	0	0	0	0	0	0	0	0	4
23:00	2	2	0	3	0	1	0	0	0	0	0	0	0	8
23:15	0	0	0	3	0	0	0	0	0	0	0	0	0	3
23:30	0	0	0	0	0	0	0	0	0	0	0	0	0	0
23:45	0	0	0	2	0	0	0	0	0	0	0	0	0	2
<b>Totals</b>	<b>211</b>	<b>191</b>	<b>291</b>	<b>252</b>	<b>32</b>	<b>7</b>	<b>3</b>							<b>987</b>
% of Totals	21%	19%	29%	26%	3%	1%	0%							100%

AM Volumes		166	103	77	50	10	2	3	0	0	0	0	0	463
% AM		16%	10%	8%	5%	1%	0%	0%	0%	0%	0%	0%	0%	41%
AM Peak Hour	07:00 - 07:50	138	56	20	21	17	4	1	2					07:00
Volume		138	56	20	21	17	4	1	2					202
PM Volumes		51	88	214	202	21	1	0	0	0	0	0	0	582
% PM		5%	9%	22%	20%	2%	1%							59%
PM Peak Hour	13:30 - 13:50	133	130	153	145	17	15	18	30					17:00
Volume		23	23	34	35	5	2							78

Directional Peak Periods		AM 7-9		NOON 12-2		PM 4-6		Off Peak Volumes	
All Classes	Volume	%	Volume	%	Volume	%	Volume	%	
	245	25%	108	11%	143	14%	491	50%	

Street Name	Direction	Percentiles					
		15th	50th	Average	85th	95th	ADT
SW 50th Pl	East Bound	11	23	23	33	39	1051
SW 50th Pl	West Bound	12	22	21	28	30	987

**Summary**

Time	< 15	15 - 19	20 - 24	25 - 29	30 - 34	35 - 39	40 - 44	45 - 49	50 - 54	55 - 59	60 - 64	65 - 69	70 +	Total
00:00 AM	0	0	0	0	0	0	1	0	0	0	0	0	0	1
00:15	0	0	0	0	0	0	1	0	0	0	0	0	0	1
00:30	0	1	0	0	0	0	0	0	0	0	0	0	0	1
00:45	2	0	0	1	0	0	0	0	0	0	0	0	0	3
01:00	0	2	0	0	0	0	0	0	0	0	0	0	0	2
01:15	0	1	0	0	0	0	0	0	0	0	0	0	0	1
01:30	0	0	0	0	0	0	0	0	0	0	0	0	0	0
01:45	0	0	0	0	0	0	0	0	0	0	0	0	0	0
02:00	0	0	0	0	1	0	0	0	0	0	0	0	0	1
02:15	0	0	1	0	0	0	0	0	0	0	0	0	0	1
02:30	0	0	0	0	0	0	0	0	0	0	0	0	0	0
02:45	0	0	0	0	0	0	0	0	0	0	0	0	0	0
03:00	0	0	0	0	0	0	0	0	0	0	0	0	0	0
03:15	0	0	0	0	0	0	0	0	0	0	0	0	0	0
03:30	0	0	0	0	0	0	0	0	0	0	0	0	0	0
03:45	0	0	0	0	0	0	0	0	0	0	0	0	0	0
04:00	0	0	0	0	0	0	0	0	0	0	0	0	0	0
04:15	0	0	0	0	0	0	0	0	0	0	0	0	0	0
04:30	0	0	0	0	1	0	0	0	0	0	0	0	0	1
04:45	0	0	2	0	0	1	0	0	0	0	0	0	0	3
05:00	0	0	1	0	0	0	0	0	0	0	0	0	0	1
05:15	0	0	1	1	1	2	0	1	0	0	0	0	0	6
05:30	0	0	0	0	1	3	1	0	0	0	0	0	0	5
05:45	0	1	0	1	1	3	0	1	0	0	0	0	0	7
06:00	0	1	2	1	1	1	1	2	0	0	0	0	0	8
06:15	0	0	2	0	1	0	1	1	1	0	0	0	0	6
06:30	1	2	3	4	2	1	0	2	0	0	0	0	0	15
06:45	1	2	6	3	2	1	0	0	0	0	0	0	0	15
07:00	11	7	7	4	5	0	0	0	0	0	0	0	0	34
07:15	25	25	13	2	0	1	0	0	0	0	0	0	0	66
07:30	99	61	15	2	1	0	0	0	0	0	0	0	0	178
07:45	91	36	14	3	0	0	0	0	0	0	0	0	0	144
08:00	7	11	7	7	5	0	0	0	0	0	0	0	0	37
08:15	2	2	6	10	3	0	2	0	0	0	0	0	0	25
08:30	1	7	10	3	4	0	3	0	0	0	0	0	0	28
08:45	1	1	8	11	4	1	0	0	0	0	0	0	0	26
09:00	0	4	4	4	2	1	1	0	0	0	0	0	0	16
09:15	3	3	3	3	3	1	3	0	0	0	0	0	0	21
09:30	3	2	3	2	2	1	1	0	0	0	0	0	0	17
09:45	0	4	8	11	4	1	0	0	0	0	0	0	0	28
10:00	4	1	3	6	0	1	0	1	0	0	0	0	0	16
10:15	2	5	3	8	0	0	0	0	0	0	0	0	0	18
10:30	1	3	7	7	1	3	0	0	0	0	0	0	0	22
10:45	0	2	8	5	2	1	0	0	0	0	0	0	0	18
11:00	3	4	3	4	1	0	0	0	0	0	0	0	0	15
11:15	4	8	3	4	1	0	0	0	0	0	0	0	0	20
11:30	2	2	16	3	2	0	0	0	0	0	0	0	0	25
11:45	3	5	6	2	0	0	0	0	0	0	0	0	0	16
12:00 PM	0	0	6	3	2	3	0	0	0	0	0	0	0	14
12:15	4	4	5	8	1	0	0	0	0	0	0	0	0	22
12:30	0	0	9	10	1	0	0	0	0	0	0	0	0	20
12:45	2	2	11	3	0	1	0	0	0	0	0	0	0	19
13:00	4	8	7	10	2	1	0	0	0	0	0	0	0	32
13:15	4	12	8	6	1	0	0	0	0	0	0	0	0	40
13:30	22	10	7	11	0	0	0	0	0	0	0	0	0	41
13:45	18	17	1	0	0	0	0	0	0	0	0	0	0	36
14:00	76	14	4	2	0	0	0	0	0	0	0	0	0	96
14:15	8	13	4	7	1	0	0	0	0	0	0	0	0	33
14:30	1	3	8	4	2	3	0	0	0	0	0	0	0	21
14:45	1	2	6	3	2	1	1	0	0	0	0	0	0	16
15:00	5	8	22	10	1	0	0	0	0	0	0	0	0	46
15:15	3	6	6	17	5	2	0	0	0	0	0	0	0	39
15:30	4	5	6	15	7	2	0	1	0	0	0	0	0	40
15:45	0	3	14	5	5	0	0	0	0	0	0	0	0	27
16:00	2	2	11	18	5	0	1	0	0	0	0	0	0	39
16:15	2	2	14	9	0	1	0	0	0	0	0	0	0	31
16:30	2	1	8	11	4	3	0	0	0	0	0	0	0	29
16:45	3	6	5	14	7	3	1	0	0	0	0	0	0	39
17:00	2	0	9	10	6	1	2	1	0	0	0	0	0	31
17:15	2	2	9	13	4	2	3	0	0	0	0	0	0	35
17:30	2	2	12	9	0	3	1	0	0	0	0	0	0	30
17:45	0	3	11	9	10	1	1	0	0	0	0	0	0	35
18:00	1	0	8	12	1	2	0	0	0	0	0	0	0	24
18:15	2	5	8	3	6	3	0	0	1	0	0	0	0	28
18:30	5	4	9	10	3	0	1	0	0	0	0	0	0	32
18:45	3	1	10	12	4	0	0	1	0	0	0	0	0	31
19:00	1	3	8	3	2	2	0	0	0	0	0	0	0	19
19:15	0	1	4	5	1	0	0	0	0	0	0	0	0	15
19:30	1	3	3	11	1	0	0	2	0	0	0	0	0	21
19:45	1	3	12	10	0	0	0	0	0	0	0	0	0	26
20:00	0	5	4	11	2	1	0	0	0	0	0	0	0	23
20:15	1	2	3	7	1	1	0	1	0	0	0	0	0	16
20:30	3	4	8	15	15	16	16	18	3	17	0	0	0	213
20:45	3	2	2	6	2	2	0	0	0	0	0	0	0	17
21:00	0	1	4	5	2	1	0	0	0	0	0	0	0	13
21:15	0	1	3	5	2	1	0	0	0	0	0	0	0	12
21:30	0	1	1	8	3	0	1	0	0	0	0	0	0	14
21:45	0	4	6	2	1	0	0	0	0	0	0	0	0	18
22:00	0	2	7	1	1	0	0	0	0	0	0	0	0	11
22:15	0	0	2	3	2	1	0	0	0	0	0	0	0	8
22:30	0	2	4	4	1	1	0	0	0	0	0	0	0	12
22:45	1	0	2	2	0	1	0	0	0	0	0	0	0	6
23:00	2	2	0	4	0	1	0	0	0	0	0	0	0	9
23:15	0	0	0	3	0	0	0	0	0	0	0	0	0	3
23:30	0	0	0	0	0	0	0	1	0	0	0	0	0	0
23:45	0	0	0	3	0	0	0	0	1	0	0	0	0	4
<b>Totals</b>	<b>457</b>	<b>368</b>	<b>484</b>	<b>446</b>	<b>171</b>	<b>68</b>	<b>27</b>	<b>15</b>	<b>2</b>					<b>2038</b>
<b>% of Totals</b>	<b>22%</b>	<b>18%</b>	<b>24%</b>	<b>22%</b>	<b>8%</b>	<b>3%</b>	<b>1%</b>	<b>1%</b>	<b>0%</b>					<b>100%</b>

<b>AM Volumes</b>	266	203	368	112	53	23	14	8	1	0	0	0	0	848
<b>% AM</b>	13%	10%	8%	5%	3%	1%	1%	0%	0%	0%	0%	0%	0%	42%
<b>AM Peak Hour</b>	07:00	07:15	07:30	09:45	08:00	05:15	08:30	05:45	05:30					07:35
<b>Volume</b>	226	133	49	32	46	9	7	6	1					423
<b>PM Volumes</b>	191	165	310	334	119	40	13	7	1	0	0	0	0	1190
<b>% PM</b>	9%	8%	16%	16%	6%	2%	1%	0%	0%	0%	0%	0%	0%	58%
<b>PM Peak Hour</b>	13:30	13:30	15:00	15:45	16:30	16:45	18:45	17:30						13:45
<b>Volume</b>	124	144	481	351	221	91	31	1						213
<b>Directional Peak Periods</b>	<b>AM 7-9</b>			<b>NOON 12-2</b>				<b>PM 4-6</b>		<b>Off Peak Volumes</b>				
<b>All Classes</b>	Volume 538			Volume 224				Volume 269		Volume 1007				
	% 26%			% 11%				% 13%		% 49%				

Street Name	Direction	Percentiles					
		15th	50th	Average	85th	95th	ADT
SW 50th Pl	Summary	12	22	22	30	36	2038

# SPEED

SW 50th PI Bet. SW 91st Terrace & SW 91st Ave

Day: Thursday  
Date: 5/18/2023

City: Cooper City  
Project #: FL23\_140259\_027e

**East Bound**

Time	< 15	15 - 19	20 - 24	25 - 29	30 - 34	35 - 39	40 - 44	45 - 49	50 - 54	55 - 59	60 - 64	65 - 69	70 +	Total
00:00 AM	1	0	0	0	0	0	2	0	0	0	0	0	0	3
01:00	0	1	0	0	0	0	0	0	0	0	0	0	0	1
02:00	0	0	0	0	0	0	0	0	0	0	0	0	0	0
03:00	0	0	0	0	0	0	0	0	0	0	0	0	0	0
04:00	0	0	1	0	0	0	0	0	0	0	0	0	0	1
05:00	0	0	1	0	1	8	0	2	0	0	0	0	0	12
06:00	1	0	1	6	2	3	1	5	1	0	0	0	0	20
07:00	88	73	43	10	5	1	0	0	0	0	0	0	0	220
08:00	5	11	18	18	16	1	4	0	0	0	0	0	0	73
09:00	1	5	6	10	13	4	4	0	0	0	0	0	0	43
10:00	4	5	9	14	2	4	0	1	0	0	0	0	0	39
11:00	6	5	12	4	4	0	0	0	0	0	0	0	0	31
12:00 PM	2	1	13	13	3	3	0	0	0	0	0	0	0	35
13:00	32	21	11	9	7	1	0	0	0	0	0	0	0	81
14:00	76	22	15	10	4	3	1	0	0	0	0	0	0	131
15:00	8	11	21	24	17	4	0	1	0	0	0	0	0	86
16:00	5	7	11	24	17	6	3	0	0	0	0	0	0	73
17:00	3	1	8	8	18	7	7	1	0	0	0	0	0	53
18:00	8	5	8	8	12	5	1	1	1	0	0	0	0	49
19:00	1	3	6	12	4	3	0	2	0	0	0	0	0	31
20:00	5	3	5	11	5	4	0	1	0	0	0	0	0	34
21:00	0	1	1	8	6	2	1	0	0	0	0	0	0	19
22:00	0	2	3	3	3	2	0	0	0	0	0	0	0	13
23:00	0	0	0	2	0	0	0	1	0	0	0	0	0	3
<b>Totals</b>	<b>246</b>	<b>177</b>	<b>193</b>	<b>194</b>	<b>139</b>	<b>61</b>	<b>24</b>	<b>15</b>	<b>2</b>					<b>1051</b>
<b>% of Totals</b>	23%	17%	18%	18%	13%	6%	2%	1%	0%					100%

<b>AM Volumes</b>	106	100	91	62	43	21	11	8	1	0	0	0	0	443
<b>% AM</b>	10%	10%	9%	6%	4%	2%	1%	1%	0%					42%
<b>AM Peak Hour</b>	07:00	07:00	07:00	08:00	08:00	05:00	08:00	06:00	06:00					07:00
<b>Volume</b>	88	73	43	18	16	8	4	5	1					220
<b>PM Volumes</b>	140	77	102	132	96	40	13	7	1	0	0	0	0	608
<b>% PM</b>	13%	7%	10%	13%	9%	4%	1%	1%	0%					58%
<b>PM Peak Hour</b>	14:00	14:00	15:00	15:00	17:00	17:00	17:00	19:00	18:00					14:00
<b>Volume</b>	76	22	21	24	18	7	7	2	1					131

Directional Peak Periods All Speeds	AM 7-9		NOON 12-2		PM 4-6		Off Peak Volumes	
	Volume	%	Volume	%	Volume	%	Volume	%
	293	↔ 28%	116	↔ 11%	126	↔ 12%	516	↔ 49%

Street Name	Direction	Percentiles					
		15th	50th	Average	85th	95th	ADT
SW 50th PI	East Bound	11	23	23	33	39	1051
SW 50th PI	West Bound	12	22	21	28	30	987



# SPEED

SW 50th PI Bet. SW 91st Terrace & SW 91st Ave

Day: Thursday  
Date: 5/18/2023

City: Cooper City  
Project #: FL23\_140259\_027w

## West Bound

Time	< 15	15 - 19	20 - 24	25 - 29	30 - 34	35 - 39	40 - 44	45 - 49	50 - 54	55 - 59	60 - 64	65 - 69	70 +	Total
00:00 AM	1	1	0	1	0	0	0	0	0	0	0	0	0	3
01:00	0	2	0	0	0	0	0	0	0	0	0	0	0	2
02:00	0	0	1	0	1	0	0	0	0	0	0	0	0	2
03:00	0	0	0	0	0	0	0	0	0	0	0	0	0	0
04:00	0	0	1	0	1	1	0	0	0	0	0	0	0	3
05:00	0	1	1	2	2	0	1	0	0	0	0	0	0	7
06:00	1	5	12	2	4	0	0	0	0	0	0	0	0	24
07:00	138	56	6	1	1	0	0	0	0	0	0	0	0	202
08:00	6	10	13	13	0	0	1	0	0	0	0	0	0	43
09:00	5	8	15	10	0	0	1	0	0	0	0	0	0	39
10:00	3	6	12	12	1	1	0	0	0	0	0	0	0	35
11:00	6	14	16	9	0	0	0	0	0	0	0	0	0	45
12:00 PM	4	5	18	11	1	1	0	0	0	0	0	0	0	40
13:00	16	23	16	10	2	1	0	0	0	0	0	0	0	68
14:00	10	10	7	6	1	1	0	0	0	0	0	0	0	35
15:00	4	11	27	23	1	0	0	0	0	0	0	0	0	66
16:00	4	4	27	28	2	0	0	0	0	0	0	0	0	65
17:00	3	6	33	33	3	0	0	0	0	0	0	0	0	78
18:00	3	5	27	29	2	0	0	0	0	0	0	0	0	66
19:00	2	7	21	16	4	0	0	0	0	0	0	0	0	50
20:00	2	7	13	19	3	0	0	0	0	0	0	0	0	44
21:00	0	6	13	12	2	0	0	0	0	0	0	0	0	33
22:00	1	2	12	7	1	1	0	0	0	0	0	0	0	24
23:00	2	2	0	8	0	1	0	0	0	0	0	0	0	13
<b>Totals</b>	<b>211</b>	<b>191</b>	<b>291</b>	<b>252</b>	<b>32</b>	<b>7</b>	<b>3</b>							<b>987</b>
<b>% of Totals</b>	<b>21%</b>	<b>19%</b>	<b>29%</b>	<b>26%</b>	<b>3%</b>	<b>1%</b>	<b>0%</b>							<b>100%</b>

<b>AM Volumes</b>	160	103	77	50	10	2	3	0	0	0	0	0	0	405
<b>% AM</b>	16%	10%	8%	5%	1%	0%	0%							41%
<b>AM Peak Hour</b>	07:00	07:00	11:00	08:00	06:00	04:00	05:00							07:00
<b>Volume</b>	138	56	16	13	4	1	1							202
<b>PM Volumes</b>	51	88	214	202	22	5	0	0	0	0	0	0	0	582
<b>% PM</b>	5%	9%	22%	20%	2%	1%								59%
<b>PM Peak Hour</b>	13:00	13:00	17:00	17:00	19:00	12:00								17:00
<b>Volume</b>	16	23	33	33	4	1								78

Directional Peak Periods All Speeds	AM 7-9		NOON 12-2		PM 4-6		Off Peak Volumes	
	Volume	%	Volume	%	Volume	%	Volume	%
	245	↔ 25%	108	↔ 11%	143	↔ 14%	491	↔ 50%

Street Name	Direction	Percentiles					ADT
		15th	50th	Average	85th	95th	
SW 50th PI	East Bound	11	23	23	33	39	1051
SW 50th PI	West Bound	12	22	21	28	30	987

# SPEED

SW 50th PI Bet. SW 91st Terrace & SW 91st Ave

Day: Thursday  
Date: 5/18/2023

City: Cooper City  
Project #: FL23\_140259\_027

## Summary

Time	< 15	15 - 19	20 - 24	25 - 29	30 - 34	35 - 39	40 - 44	45 - 49	50 - 54	55 - 59	60 - 64	65 - 69	70 +	Total
00:00 AM	2	1	0	1	0	0	2	0	0	0	0	0	0	6
01:00	0	3	0	0	0	0	0	0	0	0	0	0	0	3
02:00	0	0	1	0	1	0	0	0	0	0	0	0	0	2
03:00	0	0	0	0	0	0	0	0	0	0	0	0	0	0
04:00	0	0	2	0	1	1	0	0	0	0	0	0	0	4
05:00	0	1	2	2	3	8	1	2	0	0	0	0	0	19
06:00	2	5	13	8	6	3	1	5	1	0	0	0	0	44
07:00	226	129	49	11	6	1	0	0	0	0	0	0	0	422
08:00	11	21	31	31	16	1	5	0	0	0	0	0	0	116
09:00	6	13	21	20	13	4	5	0	0	0	0	0	0	82
10:00	7	11	21	26	3	5	0	1	0	0	0	0	0	74
11:00	12	19	28	13	4	0	0	0	0	0	0	0	0	76
12:00 PM	6	6	31	24	4	4	0	0	0	0	0	0	0	75
13:00	48	44	27	19	9	2	0	0	0	0	0	0	0	149
14:00	86	32	22	16	5	4	1	0	0	0	0	0	0	166
15:00	12	22	48	47	18	4	0	1	0	0	0	0	0	152
16:00	9	11	38	52	19	6	3	0	0	0	0	0	0	138
17:00	6	7	41	41	21	7	7	1	0	0	0	0	0	131
18:00	11	10	35	37	14	5	1	1	1	0	0	0	0	115
19:00	3	10	27	28	8	3	0	2	0	0	0	0	0	81
20:00	7	10	18	30	8	4	0	1	0	0	0	0	0	78
21:00	0	7	14	20	8	2	1	0	0	0	0	0	0	52
22:00	1	4	15	10	4	3	0	0	0	0	0	0	0	37
23:00	2	2	0	10	0	1	0	1	0	0	0	0	0	16
<b>Totals</b>	<b>457</b>	<b>368</b>	<b>484</b>	<b>446</b>	<b>171</b>	<b>68</b>	<b>27</b>	<b>15</b>	<b>2</b>					<b>2038</b>
<b>% of Totals</b>	<b>22%</b>	<b>18%</b>	<b>24%</b>	<b>22%</b>	<b>8%</b>	<b>3%</b>	<b>1%</b>	<b>1%</b>	<b>0%</b>					<b>100%</b>

<b>AM Volumes</b>	266	203	168	112	53	23	14	8	1	0	0	0	0	848
<b>% AM</b>	13%	10%	8%	5%	3%	1%	1%	0%	0%					42%
<b>AM Peak Hour</b>	07:00	07:00	07:00	08:00	08:00	05:00	08:00	06:00	06:00					07:00
<b>Volume</b>	226	129	49	31	16	8	5	5	1					422
<b>PM Volumes</b>	191	165	316	334	118	45	13	7	1	0	0	0	0	1190
<b>% PM</b>	9%	8%	16%	16%	6%	2%	1%	0%	0%					58%
<b>PM Peak Hour</b>	14:00	13:00	15:00	16:00	17:00	17:00	17:00	19:00	18:00					14:00
<b>Volume</b>	86	44	48	52	21	7	7	2	1					166

Directional Peak Periods All Speeds	AM 7-9		NOON 12-2		PM 4-6		Off Peak Volumes	
	Volume	%	Volume	%	Volume	%	Volume	%
	538	↔ 26%	224	↔ 11%	269	↔ 13%	1007	↔ 49%

Street Name	Direction	Percentiles					ADT
		15th	50th	Average	85th	95th	
SW 50th PI	Summary	12	22	22	30	36	2038

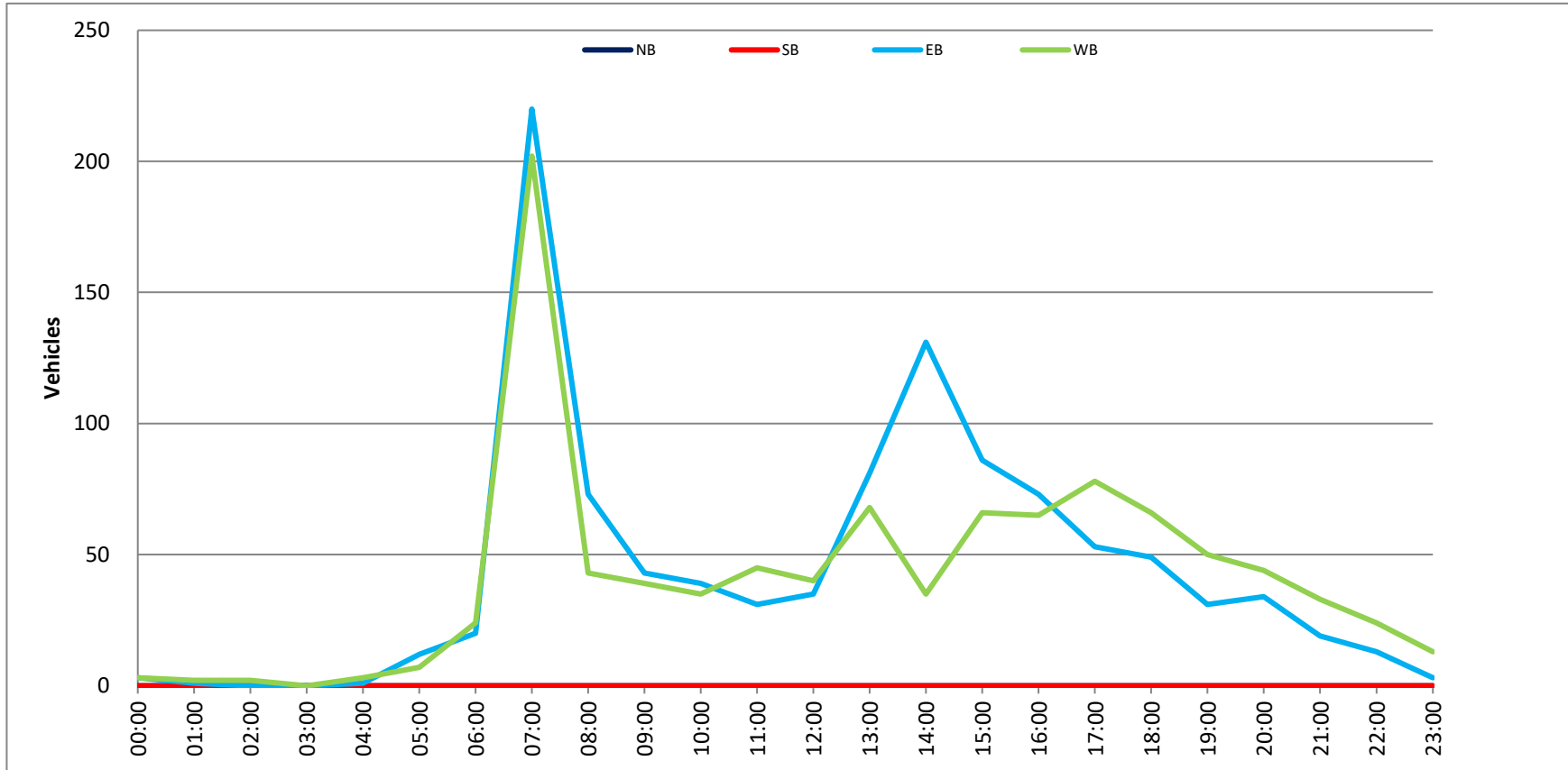
**VOLUME**

SW 50th Pl Bet. SW 91st Terrace & SW 91st Ave

Day: Thursday  
Date: 5/18/2023

City: Cooper City  
Project #: FL23\_140259\_027

DAILY TOTALS												Total			
				NB		SB		EB				WB		Total	
				0		0		1,051				987		2,038	
AM Period	NB	SB	EB	WB	TOTAL	PMI Period	NB	SB	EB	WB	TOTAL				
00:00	0	0	1	0	1	12:00	0	0	5	9	14				
00:15	0	0	1	0	1	12:15	0	0	9	13	22				
00:30	0	0	0	1	1	12:30	0	0	12	8	20				
00:45	0	0	1	2	3	12:45	0	0	9	35	19	75			
01:00	0	0	1	1	2	13:00	0	0	16	16	32				
01:15	0	0	0	1	1	13:15	0	0	20	20	40				
01:30	0	0	0	0	0	13:30	0	0	19	22	41				
01:45	0	0	0	1	2	13:45	0	0	26	81	68	149			
02:00	0	0	0	1	1	14:00	0	0	88	8	96				
02:15	0	0	0	1	1	14:15	0	0	24	9	33				
02:30	0	0	0	0	0	14:30	0	0	12	9	21				
02:45	0	0	0	0	2	14:45	0	0	7	131	9	35			
03:00	0	0	0	0	0	15:00	0	0	33	13	46				
03:15	0	0	0	0	0	15:15	0	0	23	16	39				
03:30	0	0	0	0	0	15:30	0	0	17	23	40				
03:45	0	0	0	0	0	15:45	0	0	13	86	14	66			
04:00	0	0	0	0	0	16:00	0	0	17	22	39				
04:15	0	0	0	0	0	16:15	0	0	14	17	31				
04:30	0	0	0	1	1	16:30	0	0	17	12	29				
04:45	0	0	1	2	3	16:45	0	0	25	73	14	65			
05:00	0	0	0	1	1	17:00	0	0	15	16	31				
05:15	0	0	4	2	6	17:15	0	0	13	22	35				
05:30	0	0	3	2	5	17:30	0	0	15	15	30				
05:45	0	0	5	2	7	17:45	0	0	10	53	25	78			
06:00	0	0	4	4	8	18:00	0	0	8	16	24				
06:15	0	0	3	3	6	18:15	0	0	15	13	28				
06:30	0	0	6	9	15	18:30	0	0	17	17	32				
06:45	0	0	7	8	15	18:45	0	0	11	49	20	66			
07:00	0	0	18	16	34	19:00	0	0	10	9	19				
07:15	0	0	22	44	66	19:15	0	0	5	10	15				
07:30	0	0	100	78	178	19:30	0	0	7	7	21				
07:45	0	0	80	64	144	19:45	0	0	9	31	17	50			
08:00	0	0	30	7	37	20:00	0	0	8	15	23				
08:15	0	0	15	10	25	20:15	0	0	9	7	16				
08:30	0	0	13	15	28	20:30	0	0	10	12	22				
08:45	0	0	15	11	26	20:45	0	0	7	34	10	44			
09:00	0	0	10	6	16	21:00	0	0	4	9	13				
09:15	0	0	11	21	32	21:15	0	0	4	8	12				
09:30	0	0	9	8	17	21:30	0	0	9	5	14				
09:45	0	0	13	43	56	21:45	0	0	2	19	11	33			
10:00	0	0	9	7	16	22:00	0	0	4	4	7				
10:15	0	0	6	12	18	22:15	0	0	4	4	8				
10:30	0	0	12	10	22	22:30	0	0	3	9	12				
10:45	0	0	12	39	51	22:45	0	0	2	13	4	24			
11:00	0	0	8	7	15	23:00	0	0	1	8	9				
11:15	0	0	7	13	20	23:15	0	0	0	3	3				
11:30	0	0	12	13	25	23:30	0	0	0	0	0				
11:45	0	0	4	31	35	23:45	0	0	2	3	2	13			
TOTALS			443	405	848	TOTALS			608	582	1190				
SPLIT %			52.2%	47.8%	41.6%	SPLIT %			51.1%	48.9%	58.4%				
DAILY TOTALS												Total			
				NB		SB		EB				WB		Total	
				0		0		1,051				987		2,038	
AM Peak Hour	07:15	07:00	07:15			PMI Peak Hour	13:30	17:00			13:15				
AM Pk Volume	232	202	425			PMI Pk Volume	157	78			213				
Pk Hr Factor	0.580	0.647	0.597			Pk Hr Factor	0.446	0.780			0.555				
7 - 9 Volume	0	0	538			4 - 6 Volume	126	143			269				
7 - 9 Peak Hour	07:15	07:00	07:15			4 - 6 Peak Hour	16:00	17:00			16:00				
7 - 9 Pk Volume	232	202	425			4 - 6 Pk Volume	73	78			138				
Pk Hr Factor	0.580	0.647	0.597			Pk Hr Factor	0.590	0.780			0.885				



Time	< 15	15 - 19	20 - 24	25 - 29	30 - 34	35 - 39	40 - 44	45 - 49	50 - 54	55 - 59	60 - 64	65 - 69	70 +	Total
00:00 AM	0	0	0	0	0	0	0	0	0	0	0	0	0	0
00:15	1	0	0	0	0	0	0	0	0	0	0	0	0	1
00:30	0	1	0	0	1	1	0	0	0	0	0	0	0	3
00:45	1	2	0	0	0	0	0	0	0	0	0	0	0	3
01:00	0	0	0	0	0	0	0	0	0	0	0	0	0	0
01:15	0	0	0	0	0	0	0	0	0	0	0	0	0	0
01:30	0	0	0	0	0	0	0	0	0	0	0	0	0	0
01:45	0	2	0	0	0	0	0	0	0	0	0	0	0	2
02:00	0	1	1	0	0	0	0	0	0	0	0	0	0	2
02:15	0	0	0	0	0	0	0	0	0	0	0	0	0	0
02:30	0	0	0	0	0	0	0	0	0	0	0	0	0	0
02:45	0	0	0	0	0	0	0	0	0	0	0	0	0	0
03:00	0	0	0	0	0	0	0	0	0	0	0	0	0	0
03:15	0	0	0	0	0	1	0	0	0	0	0	0	0	1
03:30	0	0	0	0	0	0	0	0	0	0	0	0	0	0
03:45	0	0	0	0	0	0	0	0	0	0	0	0	0	0
04:00	0	0	0	0	0	1	0	0	0	0	0	0	0	1
04:15	0	0	0	0	0	0	0	0	0	0	0	0	0	0
04:30	1	0	0	0	0	0	0	0	0	0	0	0	0	1
04:45	0	0	1	0	0	0	0	0	0	0	0	0	0	1
05:00	0	0	0	0	0	0	0	0	0	0	0	0	0	0
05:15	0	1	2	1	0	2	0	0	0	0	0	0	0	4
05:30	0	0	2	0	0	1	0	0	0	0	0	0	0	3
05:45	0	0	0	0	2	0	0	0	0	0	0	0	0	2
06:00	1	0	1	2	1	1	0	0	0	0	0	0	0	6
06:15	0	0	2	3	0	0	0	0	0	0	0	0	0	5
06:30	1	2	4	4	0	0	0	0	0	0	0	0	0	14
06:45	1	3	3	3	0	1	0	0	0	0	0	0	0	11
07:00	16	10	2	0	0	0	0	0	0	0	0	0	0	28
07:15	25	14	4	0	0	0	0	0	0	0	0	0	0	43
07:30	39	15	4	0	0	0	0	0	0	0	0	0	0	58
07:45	54	11	0	0	0	0	0	0	0	0	0	0	0	65
08:00	5	2	3	7	0	0	0	0	0	0	0	0	0	17
08:15	1	0	5	16	8	3	0	0	0	0	0	0	0	33
08:30	0	3	6	23	14	3	0	0	0	0	0	0	0	49
08:45	1	1	2	12	14	3	2	0	0	0	0	0	0	35
09:00	1	2	0	5	4	1	0	0	0	0	0	0	0	13
09:15	0	0	1	5	1	0	0	0	0	0	0	0	0	7
09:30	0	2	4	2	3	0	0	0	0	0	0	0	0	13
09:45	1	3	1	2	3	2	0	0	0	0	0	0	0	12
10:00	0	0	2	2	2	1	0	0	0	0	0	0	0	7
10:15	0	0	7	4	1	0	0	0	0	0	0	0	0	12
10:30	0	2	6	4	2	0	1	0	0	0	0	0	0	15
10:45	2	3	4	6	2	1	0	0	0	0	0	0	0	18
11:00	1	1	2	2	4	0	0	0	0	0	0	0	0	10
11:15	0	0	1	1	5	0	0	0	0	0	0	0	0	7
11:30	1	0	1	5	0	0	1	0	0	0	0	0	0	8
11:45	0	2	4	5	2	0	0	0	0	0	0	0	0	13
12:00 PM	1	2	0	5	4	2	0	0	0	0	0	0	0	14
12:15	0	1	1	5	2	1	0	0	0	0	0	0	0	10
12:30	0	0	6	3	3	1	1	0	0	0	0	0	0	14
12:45	2	1	2	3	3	5	0	0	0	0	0	0	0	16
13:00	2	0	2	3	3	2	0	0	0	0	0	0	0	12
13:15	1	2	5	3	1	0	2	0	0	0	0	0	0	14
13:30	3	3	3	3	3	1	0	0	0	0	0	0	0	15
13:45	24	3	1	1	0	0	0	0	0	0	0	0	0	29
14:00	31	8	5	0	0	0	0	0	0	0	0	0	0	44
14:15	9	5	8	2	1	0	0	0	0	0	0	0	0	25
14:30	2	2	7	9	2	2	0	0	0	0	0	0	0	24
14:45	0	1	8	12	3	4	0	0	0	0	0	0	0	28
15:00	0	2	4	10	7	2	0	0	0	0	0	0	0	25
15:15	2	1	11	14	10	2	0	0	0	0	0	0	0	40
15:30	1	3	11	18	13	4	0	0	0	0	0	0	0	50
15:45	0	1	9	13	8	1	0	0	0	0	0	0	0	32
16:00	4	3	4	7	2	3	0	0	0	0	0	0	0	23
16:15	2	3	4	3	10	3	0	0	0	0	0	0	0	22
16:30	0	1	5	6	3	0	0	1	0	0	0	0	0	16
16:45	2	3	2	4	5	2	1	0	0	0	0	0	0	19
17:00	1	1	8	6	6	1	0	0	0	0	0	0	0	23
17:15	3	1	3	9	4	0	1	0	0	0	0	0	0	21
17:30	1	3	8	6	6	1	0	0	0	0	0	0	0	25
17:45	0	3	6	6	7	4	1	0	0	0	0	0	0	19
18:00	0	2	5	2	6	3	0	0	0	0	0	0	0	18
18:15	0	0	3	2	6	1	0	0	0	0	0	0	0	12
18:30	2	2	3	4	5	0	0	0	0	0	0	0	0	16
18:45	1	3	4	3	2	0	0	0	0	0	0	0	0	13
19:00	1	0	2	3	3	1	0	0	0	0	0	0	0	10
19:15	0	0	4	5	2	2	1	0	0	0	0	0	0	14
19:30	0	1	3	6	0	0	1	0	0	0	0	0	0	11
19:45	0	4	1	2	2	0	0	0	0	0	0	0	0	9
20:00	1	0	2	2	0	0	0	0	0	0	0	0	0	5
20:15	2	2	0	1	3	0	0	0	0	0	0	0	0	8
20:30	1	2	5	3	3	0	0	0	0	0	0	0	0	12
20:45	1	0	4	0	0	0	0	0	0	0	0	0	0	5
21:00	0	0	1	1	2	0	0	0	0	0	0	0	0	4
21:15	0	1	0	2	3	0	0	0	0	0	0	0	0	6
21:30	3	0	0	1	2	0	0	0	0	0	0	0	0	6
21:45	1	1	1	1	1	0	0	0	0	0	0	0	0	6
22:00	1	2	1	2	0	0	0	0	0	0	0	0	0	6
22:15	0	0	4	1	0	0	0	0	0	0	0	0	0	5
22:30	0	1	2	1	2	0	0	0	0	0	0	0	0	6
22:45	0	1	0	0	0	0	0	0	0	0	0	0	0	1
23:00	0	1	0	0	2	0	0	0	0	0	0	0	0	3
23:15	0	0	0	1	0	0	0	0	0	0	0	0	0	1
23:30	0	1	0	0	0	0	0	0	0	0	0	0	0	1
23:45	0	0	0	0	0	1	0	0	0	0	0	0	0	1
<b>Totals</b>	<b>258</b>	<b>158</b>	<b>240</b>	<b>308</b>	<b>232</b>	<b>70</b>	<b>10</b>	<b>2</b>						<b>1258</b>
<b>% of Totals</b>	<b>21%</b>	<b>13%</b>	<b>19%</b>	<b>24%</b>	<b>17%</b>	<b>6%</b>	<b>1%</b>	<b>0%</b>						<b>100%</b>

AM Peak Hour	07:00	07:30	08:00	08:30	08:45	08:15	08:00	10:45						
Volume	134	50	151	58	40	30	10	2						
PM Peak Hour	10:00	10:30	10:45	11:00	11:15	11:30	11:45	12:00						
Volume	67	19	93	55	38	32	3	1						
<b>Directional Peak Periods</b>	<b>AM 7-9</b>			<b>NOON 12-2</b>				<b>PM 4-6</b>			<b>Off Peak Volumes</b>			
<b>All Classes</b>	Volume	%	Volume	%	Volume	%	Volume	%	Volume	%	Volume	%	Volume	%
	328	26%	124	10%	168	13%	638	51%						

Street Name	Direction	15th	50th	Average	85th	95th	ADT
SW 51st St	North Bound	12	24	23	32	36	1258
SW 51st St	South Bound	15	27	25	34	38	1320

**SPEED**

SW 51st St N/O SW 91st Ave

Day: Tuesday  
Date: 5/16/2023

City: Cooper City  
Project #: FL23\_140259\_028s

**South Bound**

Time	< 15	15 - 19	20 - 24	25 - 29	30 - 34	35 - 39	40 - 44	45 - 49	50 - 54	55 - 59	60 - 64	65 - 69	70 +	Total
00:00 AM	0	0	0	0	0	0	0	0	0	0	0	0	0	0
00:15	0	0	0	1	0	0	0	0	0	0	0	0	0	1
00:30	0	0	0	2	1	0	1	0	0	0	0	0	0	4
00:45	0	0	2	1	0	0	0	0	0	0	0	0	0	3
01:00	0	0	1	1	0	0	0	0	0	0	0	0	0	2
01:15	0	0	0	0	0	0	0	0	0	0	0	0	0	0
01:30	0	0	0	1	0	0	0	0	0	0	0	0	0	1
01:45	0	0	0	1	0	0	0	0	0	0	0	0	0	1
02:00	0	0	0	1	0	0	0	0	0	0	0	0	0	1
02:15	0	0	0	0	0	0	0	0	0	0	0	0	0	0
02:30	0	0	0	0	1	0	0	0	0	0	0	0	0	1
02:45	0	0	0	0	0	0	0	0	0	0	0	0	0	0
03:00	0	0	0	0	0	1	0	0	0	0	0	0	0	1
03:15	0	0	0	0	0	0	0	0	0	0	0	0	0	0
03:30	0	0	0	0	0	0	0	0	0	0	0	0	0	0
03:45	0	0	0	0	0	0	0	0	0	0	0	0	0	0
04:00	0	0	0	0	0	0	0	0	0	0	0	0	0	0
04:15	0	0	0	0	0	0	0	0	0	0	0	0	0	0
04:30	0	0	0	1	0	0	0	0	0	0	0	0	0	1
04:45	0	0	0	0	0	0	1	0	0	0	0	0	0	1
05:00	0	0	0	0	0	0	0	0	0	0	0	0	0	0
05:15	0	0	2	0	0	0	0	0	0	0	0	0	0	2
05:30	0	0	2	1	1	0	0	0	0	0	0	0	0	4
05:45	0	0	0	0	0	0	0	0	0	0	0	0	0	0
06:00	0	0	1	0	0	0	0	0	0	0	0	0	0	1
06:15	0	0	1	1	0	1	0	0	0	0	0	0	0	3
06:30	0	1	0	3	0	0	0	0	0	0	0	0	0	4
06:45	0	4	3	3	1	1	0	0	0	0	0	0	0	12
07:00	8	8	2	1	0	0	0	0	0	0	0	0	0	19
07:15	22	13	2	0	0	0	0	0	0	0	0	0	0	37
07:30	63	14	3	0	0	0	0	0	0	0	0	0	0	80
07:45	44	3	1	0	0	0	0	0	0	0	0	0	0	48
08:00	0	5	4	7	4	0	0	0	0	0	0	0	0	20
08:15	0	0	1	5	7	0	0	0	0	0	0	0	0	13
08:30	0	2	6	15	17	4	0	0	0	0	0	0	0	44
08:45	1	1	3	15	19	6	1	0	0	0	0	0	0	46
09:00	0	1	1	11	12	2	0	0	0	0	0	0	0	27
09:15	0	0	1	6	1	3	0	0	0	0	0	0	0	11
09:30	0	1	2	5	5	0	0	0	0	0	0	0	0	11
09:45	1	0	2	8	1	2	0	0	0	0	0	0	0	14
10:00	0	0	1	3	3	1	0	0	0	0	0	0	0	8
10:15	0	1	5	1	5	1	0	0	0	0	0	0	0	13
10:30	0	1	2	3	2	1	0	0	0	0	0	0	0	9
10:45	0	0	3	5	5	2	0	0	0	0	0	0	0	15
11:00	0	0	3	3	3	2	0	0	0	0	0	0	0	11
11:15	0	1	3	3	1	1	1	0	0	0	0	0	0	10
11:30	1	1	1	0	5	1	0	0	0	0	0	0	0	9
11:45	0	1	3	7	1	0	0	0	0	0	0	0	0	12
12:00 PM	1	1	3	0	0	0	0	0	0	0	0	0	0	11
12:15	0	1	4	3	3	0	0	0	0	0	0	0	0	11
12:30	0	2	4	3	4	2	0	0	0	0	0	0	0	15
12:45	2	4	6	7	2	2	0	0	0	0	0	0	0	23
13:00	1	0	2	5	1	2	0	0	0	0	0	0	0	11
13:15	0	2	4	5	5	4	0	0	0	0	0	0	0	20
13:30	5	6	5	4	2	0	0	0	0	0	0	0	0	23
13:45	11	1	1	0	0	0	0	0	0	0	0	0	0	13
14:00	12	1	0	0	0	0	0	0	0	0	0	0	0	13
14:15	2	5	2	0	0	0	0	0	0	0	0	0	0	9
14:30	2	0	3	8	4	3	0	0	0	0	0	0	0	20
14:45	0	1	2	12	5	2	0	0	0	0	0	0	0	22
15:00	0	0	1	7	15	3	0	0	0	0	0	0	0	26
15:15	0	1	1	1	10	2	0	0	0	0	0	0	0	15
15:30	0	1	6	24	15	4	0	0	0	0	0	0	0	50
15:45	1	5	9	21	11	5	1	0	0	0	0	0	0	53
16:00	0	4	7	6	4	2	0	0	0	0	0	0	0	23
16:15	0	4	8	10	8	3	0	0	0	0	0	0	0	27
16:30	0	1	5	9	15	8	2	0	0	0	0	0	0	40
16:45	1	1	6	7	7	4	0	0	0	0	0	0	0	26
17:00	0	0	1	9	4	4	0	0	0	0	0	0	0	18
17:15	0	0	5	5	10	6	3	0	0	0	0	0	0	29
17:30	0	0	6	9	9	2	0	0	0	0	0	0	0	26
17:45	3	2	5	5	4	10	0	1	0	0	0	0	0	25
18:00	0	2	4	10	5	0	0	0	0	0	0	0	0	21
18:15	0	1	0	4	7	4	0	0	0	0	0	0	0	16
18:30	0	1	3	5	6	0	1	0	0	0	0	0	0	16
18:45	1	1	3	12	4	2	0	0	0	0	0	0	0	23
19:00	2	4	4	4	2	3	0	0	0	0	0	0	0	18
19:15	1	0	0	3	3	2	1	0	0	0	0	0	0	10
19:30	1	0	1	9	4	1	0	0	0	0	0	0	0	16
19:45	0	0	0	6	4	2	0	0	0	0	0	0	0	12
20:00	1	3	2	3	4	1	0	0	0	0	0	0	0	14
20:15	2	2	2	4	3	0	0	0	0	0	0	0	0	13
20:30	1	0	0	15	15	16	0	0	0	0	0	0	0	37
20:45	0	4	2	6	5	0	0	0	0	0	0	0	0	17
21:00	0	1	3	7	1	0	0	0	0	0	0	0	0	12
21:15	1	0	1	3	2	0	0	0	0	0	0	0	0	7
21:30	1	0	0	3	2	1	0	0	0	0	0	0	0	7
21:45	0	2	3	4	3	2	0	0	0	0	0	0	0	11
22:00	0	2	3	3	1	0	0	0	0	0	0	0	0	9
22:15	0	1	1	3	2	3	0	0	0	0	0	0	0	10
22:30	0	0	3	1	2	1	0	0	0	0	0	0	0	7
22:45	0	0	0	1	1	1	0	0	0	0	0	0	0	3
23:00	0	0	1	1	0	1	0	0	0	0	0	0	0	3
23:15	0	0	1	2	5	0	0	0	0	0	0	0	0	8
23:30	0	0	1	4	1	0	0	0	0	0	0	0	0	6
23:45	0	0	2	0	2	1	0	0	0	0	0	0	0	5
<b>Totals</b>	<b>192</b>	<b>123</b>	<b>191</b>	<b>372</b>	<b>318</b>	<b>110</b>	<b>13</b>							<b>1320</b>
<b>% of Totals</b>	<b>15%</b>	<b>9%</b>	<b>14%</b>	<b>28%</b>	<b>24%</b>	<b>8%</b>	<b>1%</b>							<b>100%</b>

AM Volumes	140	58	61	114	94	29	4	0	0	0	0	0	0	500
% AM	11%	4%	5%	9%	7%	2%	0%							38%
AM Peak Hour	07:00	06:45	08:00	08:30	08:15	08:30								07:35
Volume	137	39	14	47	55	35	1							181
PM Volumes	52	65	130	259	234	81	9	0	0	0	0	0	0	820
% PM	4%	5%	10%	20%	17%	6%	1%							62%
PM Peak Hour	13:30	15:30	15:30	15:30	15:30	16:30								15:30
Volume	10	14	29	61	51	22	0							153
<b>Directional Peak Periods</b>	<b>AM 7-9</b>			<b>NOON 12-2</b>			<b>PM 4-6</b>			<b>Off Peak Volumes</b>				
<b>All Classes</b>	Volume	%	Volume	%	Volume	%	Volume	%	Volume	%	Volume	%	Volume	%
	307	23%	127	10%	214	16%	672	51%						

Street Name	Direction	Percentiles					
		15th	50th	Average	85th	95th	ADT
SW 51st St	North Bound	12	24	23	32	36	1258
SW 51st St	South Bound	15	27	25	34	38	1320

**SPEED**

SW 51st St N/O SW 91st Ave

Day: Tuesday  
Date: 5/16/2023

City: Cooper City  
Project #: FL23\_140259\_028

**Summary**

Time	< 15	15 - 19	20 - 24	25 - 29	30 - 34	35 - 39	40 - 44	45 - 49	50 - 54	55 - 59	60 - 64	65 - 69	70 +	Total
00:00 AM	0	0	0	0	0	0	0	0	0	0	0	0	0	0
00:15	1	0	0	1	0	0	0	0	0	0	0	0	0	2
00:30	0	1	0	3	2	0	1	0	0	0	0	0	0	7
00:45	1	2	2	1	0	0	0	0	0	0	0	0	0	6
01:00	0	0	0	1	1	0	0	0	0	0	0	0	0	2
01:15	0	0	0	0	0	0	0	0	0	0	0	0	0	0
01:30	0	0	0	1	0	0	0	0	0	0	0	0	0	1
01:45	0	2	0	1	0	0	0	0	0	0	0	0	0	3
02:00	0	1	1	1	0	0	0	0	0	0	0	0	0	3
02:15	0	0	0	0	0	0	0	0	0	0	0	0	0	0
02:30	0	0	0	0	0	0	0	0	0	0	0	0	0	0
02:45	0	0	0	0	0	0	0	0	0	0	0	0	0	0
03:00	0	0	0	0	0	1	0	0	0	0	0	0	0	1
03:15	0	0	0	0	0	1	0	0	0	0	0	0	0	1
03:30	0	0	0	0	0	0	0	0	0	0	0	0	0	0
03:45	0	0	0	0	0	0	0	0	0	0	0	0	0	0
04:00	0	0	0	0	0	1	0	0	0	0	0	0	0	1
04:15	0	0	0	0	0	0	0	0	0	0	0	0	0	0
04:30	1	0	0	1	0	0	0	0	0	0	0	0	0	2
04:45	0	0	1	0	0	0	1	0	0	0	0	0	0	2
05:00	0	0	0	0	0	0	0	0	0	0	0	0	0	0
05:15	0	1	3	3	0	2	0	0	0	0	0	0	0	6
05:30	0	0	4	1	1	1	0	0	0	0	0	0	0	7
05:45	0	0	0	0	2	0	0	0	0	0	0	0	0	2
06:00	1	0	2	2	1	1	0	0	0	0	0	0	0	7
06:15	0	0	3	4	0	1	0	0	0	0	0	0	0	8
06:30	1	3	4	7	0	0	0	0	0	0	0	0	0	15
06:45	1	7	6	6	1	2	0	0	0	0	0	0	0	23
07:00	24	18	4	1	0	0	0	0	0	0	0	0	0	47
07:15	47	27	6	0	0	0	0	0	0	0	0	0	0	80
07:30	102	29	7	0	0	0	0	0	0	0	0	0	0	138
07:45	98	14	7	0	0	0	0	0	0	0	0	0	0	113
08:00	5	7	7	14	4	0	0	0	0	0	0	0	0	37
08:15	1	0	6	21	15	3	0	0	0	0	0	0	0	46
08:30	0	5	12	38	31	7	0	0	0	0	0	0	0	93
08:45	2	2	5	27	33	9	3	0	0	0	0	0	0	81
09:00	1	3	1	16	16	3	0	0	0	0	0	0	0	40
09:15	0	0	3	11	2	3	0	0	0	0	0	0	0	18
09:30	0	3	6	5	7	3	0	0	0	0	0	0	0	24
09:45	2	3	3	10	4	4	0	0	0	0	0	0	0	26
10:00	0	0	3	5	5	2	0	0	0	0	0	0	0	15
10:15	0	1	12	5	6	1	0	0	0	0	0	0	0	25
10:30	0	3	8	7	4	1	1	0	0	0	0	0	0	24
10:45	2	3	7	11	7	3	0	0	0	0	0	0	0	33
11:00	1	1	5	5	7	2	0	0	0	0	0	0	0	21
11:15	0	1	4	4	6	1	1	0	0	0	0	0	0	17
11:30	2	1	2	5	5	1	0	1	0	0	0	0	0	17
11:45	0	3	7	12	9	0	0	0	0	0	0	0	0	25
12:00 PM	2	3	3	5	10	2	0	0	0	0	0	0	0	25
12:15	0	2	5	8	5	1	0	0	0	0	0	0	0	21
12:30	0	2	10	6	7	3	1	0	0	0	0	0	0	29
12:45	4	5	8	10	5	7	0	0	0	0	0	0	0	39
13:00	3	0	4	8	4	4	4	0	0	0	0	0	0	23
13:15	1	4	9	8	6	4	2	0	0	0	0	0	0	34
13:30	8	9	8	7	5	1	0	0	0	0	0	0	0	38
13:45	35	4	2	1	0	0	0	0	0	0	0	0	0	42
14:00	43	9	5	0	0	0	0	0	0	0	0	0	0	57
14:15	11	10	10	2	1	0	0	0	0	0	0	0	0	34
14:30	4	2	10	17	6	5	0	0	0	0	0	0	0	44
14:45	0	2	10	24	8	6	0	0	0	0	0	0	0	50
15:00	0	2	5	17	22	5	0	0	0	0	0	0	0	51
15:15	2	2	12	15	20	4	0	0	0	0	0	0	0	55
15:30	1	4	17	42	28	8	0	0	0	0	0	0	0	100
15:45	1	6	18	34	19	6	1	0	0	0	0	0	0	85
16:00	4	7	11	13	6	5	0	0	0	0	0	0	0	46
16:15	2	7	4	13	18	5	0	0	0	0	0	0	0	49
16:30	0	2	10	15	18	8	2	1	0	0	0	0	0	56
16:45	3	4	8	11	12	6	1	0	0	0	0	0	0	45
17:00	1	1	9	15	10	5	0	0	0	0	0	0	0	41
17:15	3	1	8	14	14	6	4	0	0	0	0	0	0	50
17:30	1	3	14	15	15	3	0	0	0	0	0	0	0	51
17:45	3	3	11	11	14	1	1	0	0	0	0	0	0	44
18:00	0	4	0	12	11	3	0	0	0	0	0	0	0	39
18:15	0	1	3	6	13	5	0	0	0	0	0	0	0	28
18:30	2	3	6	9	11	0	1	0	0	0	0	0	0	32
18:45	2	4	7	15	6	2	0	0	0	0	0	0	0	36
19:00	3	4	6	7	3	3	0	0	0	0	0	0	0	28
19:15	1	0	4	8	5	4	2	0	0	0	0	0	0	24
19:30	1	1	4	15	4	1	1	0	0	0	0	0	0	27
19:45	0	4	1	8	6	2	0	0	0	0	0	0	0	21
20:00	2	3	4	5	4	1	0	0	0	0	0	0	0	19
20:15	4	4	2	5	6	0	0	0	0	0	0	0	0	21
20:30	2	2	3	5	5	0	0	0	0	0	0	0	0	19
20:45	1	4	6	6	5	0	0	0	0	0	0	0	0	22
21:00	0	1	4	8	3	0	0	0	0	0	0	0	0	16
21:15	1	1	1	5	5	0	0	0	0	0	0	0	0	13
21:30	4	0	0	4	4	1	0	0	0	0	0	0	0	13
21:45	1	1	1	5	4	2	0	0	0	0	0	0	0	16
22:00	1	4	1	5	1	0	0	0	0	0	0	0	0	15
22:15	0	1	5	4	2	3	0	0	0	0	0	0	0	15
22:30	0	1	5	2	4	1	0	0	0	0	0	0	0	13
22:45	0	1	0	1	1	1	0	0	0	0	0	0	0	4
23:00	0	1	1	1	2	1	0	0	0	0	0	0	0	6
23:15	0	0	0	2	5	0	0	0	0	0	0	0	0	9
23:30	0	1	1	4	1	0	0	0	0	0	0	0	0	7
23:45	0	0	0	0	2	0	0	0	0	0	0	0	0	6
<b>Totals</b>	<b>450</b>	<b>281</b>	<b>431</b>	<b>681</b>	<b>530</b>	<b>180</b>	<b>23</b>	<b>2</b>						<b>2578</b>
<b>% of Totals</b>	<b>17%</b>	<b>11%</b>	<b>17%</b>	<b>26%</b>	<b>21%</b>	<b>7%</b>	<b>1%</b>	<b>0%</b>						<b>100%</b>

Directional Peak Periods	AM 7-9	NOON 12-2	PM 4-6	Off Peak Volumes
All Classes	Volume 635	Volume 251	Volume 382	Volume 1310
	% 25%	% 10%	% 15%	% 51%

Street Name	Direction	15th	50th	Average	85th	95th	ADT
SW 51st St	Summary	14	26	24	33	37	2578

# SPEED

SW 51st St N/O SW 91st Ave

Day: Tuesday  
Date: 5/16/2023

City: Cooper City  
Project #: FL23\_140259\_028n

## North Bound

Time	< 15	15 - 19	20 - 24	25 - 29	30 - 34	35 - 39	40 - 44	45 - 49	50 - 54	55 - 59	60 - 64	65 - 69	70 +	Total
00:00 AM	2	3	0	1	1	0	0	0	0	0	0	0	0	7
01:00	0	2	0	0	0	0	0	0	0	0	0	0	0	2
02:00	0	1	1	0	0	0	0	0	0	0	0	0	0	2
03:00	0	0	0	0	0	1	0	0	0	0	0	0	0	1
04:00	1	0	1	0	0	1	0	0	0	0	0	0	0	3
05:00	0	1	3	0	2	3	0	0	0	0	0	0	0	9
06:00	3	5	10	12	1	2	0	0	0	0	0	0	0	33
07:00	134	50	10	0	0	0	0	0	0	0	0	0	0	194
08:00	7	6	16	58	36	9	2	0	0	0	0	0	0	134
09:00	2	7	6	14	10	6	0	0	0	0	0	0	0	45
10:00	2	5	19	16	7	2	1	0	0	0	0	0	0	52
11:00	2	3	8	13	11	0	0	1	0	0	0	0	0	38
12:00 PM	3	4	9	16	12	9	1	0	0	0	0	0	0	54
13:00	30	8	11	10	6	3	2	0	0	0	0	0	0	70
14:00	42	16	28	23	6	6	0	0	0	0	0	0	0	121
15:00	3	7	35	55	38	9	0	0	0	0	0	0	0	147
16:00	8	10	12	20	20	8	1	1	0	0	0	0	0	80
17:00	5	6	25	28	20	3	1	0	0	0	0	0	0	88
18:00	3	7	15	11	19	4	0	0	0	0	0	0	0	59
19:00	1	5	10	16	7	3	2	0	0	0	0	0	0	44
20:00	5	4	11	6	4	0	0	0	0	0	0	0	0	30
21:00	4	2	2	5	8	0	0	0	0	0	0	0	0	21
22:00	1	4	7	4	2	0	0	0	0	0	0	0	0	18
23:00	0	2	1	0	2	1	0	0	0	0	0	0	0	6
<b>Totals</b>	<b>258</b>	<b>158</b>	<b>240</b>	<b>308</b>	<b>212</b>	<b>70</b>	<b>10</b>	<b>2</b>						<b>1258</b>
<b>% of Totals</b>	<b>21%</b>	<b>13%</b>	<b>19%</b>	<b>24%</b>	<b>17%</b>	<b>6%</b>	<b>1%</b>	<b>0%</b>						<b>100%</b>

<b>AM Volumes</b>	153	83	74	114	68	24	3	1	0	0	0	0	0	520
<b>% AM</b>	12%	7%	6%	9%	5%	2%	0%	0%						41%
<b>AM Peak Hour</b>	07:00	07:00	10:00	08:00	08:00	08:00	08:00	11:00						07:00
<b>Volume</b>	134	50	19	58	36	9	2	1						194
<b>PM Volumes</b>	105	75	166	194	144	46	7	1	0	0	0	0	0	738
<b>% PM</b>	8%	6%	13%	15%	11%	4%	1%	0%						59%
<b>PM Peak Hour</b>	14:00	14:00	15:00	15:00	15:00	12:00	13:00	16:00						15:00
<b>Volume</b>	42	16	35	55	38	9	2	1						147

Directional Peak Periods All Speeds	AM 7-9		NOON 12-2		PM 4-6		Off Peak Volumes	
	Volume	%	Volume	%	Volume	%	Volume	%
	328	↔ 26%	124	↔ 10%	168	↔ 13%	638	↔ 51%

Street Name	Direction	Percentiles					ADT
		15th	50th	Average	85th	95th	
SW 51st St	North Bound	12	24	23	32	36	1258
SW 51st St	South Bound	15	27	25	34	38	1320



# SPEED

SW 51st St N/O SW 91st Ave

Day: Tuesday  
Date: 5/16/2023

City: Cooper City  
Project #: FL23\_140259\_028s

## South Bound

Time	< 15	15 - 19	20 - 24	25 - 29	30 - 34	35 - 39	40 - 44	45 - 49	50 - 54	55 - 59	60 - 64	65 - 69	70 +	Total
00:00 AM	0	0	2	4	1	0	1	0	0	0	0	0	0	8
01:00	0	0	1	3	0	0	0	0	0	0	0	0	0	4
02:00	0	0	0	2	0	0	0	0	0	0	0	0	0	2
03:00	0	0	0	0	0	1	0	0	0	0	0	0	0	1
04:00	0	0	0	1	0	0	1	0	0	0	0	0	0	2
05:00	0	0	4	1	1	0	0	0	0	0	0	0	0	6
06:00	0	5	5	7	1	2	0	0	0	0	0	0	0	20
07:00	137	38	8	1	0	0	0	0	0	0	0	0	0	184
08:00	1	8	14	42	47	10	1	0	0	0	0	0	0	123
09:00	1	2	6	28	19	7	0	0	0	0	0	0	0	63
10:00	0	2	11	12	15	5	0	0	0	0	0	0	0	45
11:00	1	3	10	13	10	4	1	0	0	0	0	0	0	42
12:00 PM	3	8	17	13	15	4	0	0	0	0	0	0	0	60
13:00	17	9	12	14	9	6	0	0	0	0	0	0	0	67
14:00	16	7	7	20	9	5	0	0	0	0	0	0	0	64
15:00	1	7	17	53	51	14	1	0	0	0	0	0	0	144
16:00	1	10	21	32	34	16	2	0	0	0	0	0	0	116
17:00	3	2	17	27	33	12	4	0	0	0	0	0	0	98
18:00	1	5	10	31	22	6	1	0	0	0	0	0	0	76
19:00	4	4	5	22	13	7	1	0	0	0	0	0	0	56
20:00	4	9	6	15	16	1	0	0	0	0	0	0	0	51
21:00	2	1	6	17	8	3	0	0	0	0	0	0	0	37
22:00	0	3	7	8	6	5	0	0	0	0	0	0	0	29
23:00	0	0	5	7	8	2	0	0	0	0	0	0	0	22
<b>Totals</b>	<b>192</b>	<b>123</b>	<b>191</b>	<b>373</b>	<b>318</b>	<b>110</b>	<b>13</b>							<b>1320</b>
<b>% of Totals</b>	<b>15%</b>	<b>9%</b>	<b>14%</b>	<b>28%</b>	<b>24%</b>	<b>8%</b>	<b>1%</b>							<b>100%</b>

<b>AM Volumes</b>	140	58	61	114	94	29	4	0	0	0	0	0	0	500
<b>% AM</b>	11%	4%	5%	9%	7%	2%	0%							38%
<b>AM Peak Hour</b>	07:00	07:00	08:00	08:00	08:00	08:00								07:00
<b>Volume</b>	137	38	14	42	47	10	1							184
<b>PM Volumes</b>	52	65	130	259	224	81	9	0	0	0	0	0	0	820
<b>% PM</b>	4%	5%	10%	20%	17%	6%	1%							62%
<b>PM Peak Hour</b>	13:00	16:00	16:00	15:00	15:00	16:00	17:00							15:00
<b>Volume</b>	17	10	21	53	51	16	4							144

Directional Peak Periods All Speeds	AM 7-9		NOON 12-2		PM 4-6		Off Peak Volumes	
	Volume	%	Volume	%	Volume	%	Volume	%
	307	↔ 23%	127	↔ 10%	214	↔ 16%	672	↔ 51%

Street Name	Direction	Percentiles					ADT
		15th	50th	Average	85th	95th	
SW 51st St	North Bound	12	24	23	32	36	1258
SW 51st St	South Bound	15	27	25	34	38	1320

# SPEED

SW 51st St N/O SW 91st Ave

Day: Tuesday  
Date: 5/16/2023

City: Cooper City  
Project #: FL23\_140259\_028

## Summary

Time	< 15	15 - 19	20 - 24	25 - 29	30 - 34	35 - 39	40 - 44	45 - 49	50 - 54	55 - 59	60 - 64	65 - 69	70 +	Total
00:00 AM	2	3	2	5	2	0	1	0	0	0	0	0	0	15
01:00	0	2	1	3	0	0	0	0	0	0	0	0	0	6
02:00	0	1	1	2	0	0	0	0	0	0	0	0	0	4
03:00	0	0	0	0	0	2	0	0	0	0	0	0	0	2
04:00	1	0	1	1	0	1	1	0	0	0	0	0	0	5
05:00	0	1	7	1	3	3	0	0	0	0	0	0	0	15
06:00	3	10	15	19	2	4	0	0	0	0	0	0	0	53
07:00	271	88	18	1	0	0	0	0	0	0	0	0	0	378
08:00	8	14	30	100	83	19	3	0	0	0	0	0	0	257
09:00	3	9	12	42	29	13	0	0	0	0	0	0	0	108
10:00	2	7	30	28	22	7	1	0	0	0	0	0	0	97
11:00	3	6	18	26	21	4	1	1	0	0	0	0	0	80
12:00 PM	6	12	26	29	27	13	1	0	0	0	0	0	0	114
13:00	47	17	23	24	15	9	2	0	0	0	0	0	0	137
14:00	58	23	35	43	15	11	0	0	0	0	0	0	0	185
15:00	4	14	52	108	89	23	1	0	0	0	0	0	0	291
16:00	9	20	33	52	54	24	3	1	0	0	0	0	0	196
17:00	8	8	42	55	53	15	5	0	0	0	0	0	0	186
18:00	4	12	25	42	41	10	1	0	0	0	0	0	0	135
19:00	5	9	15	38	20	10	3	0	0	0	0	0	0	100
20:00	9	13	17	21	20	1	0	0	0	0	0	0	0	81
21:00	6	3	8	22	16	3	0	0	0	0	0	0	0	58
22:00	1	7	14	12	8	5	0	0	0	0	0	0	0	47
23:00	0	2	6	7	10	3	0	0	0	0	0	0	0	28
<b>Totals</b>	<b>450</b>	<b>281</b>	<b>431</b>	<b>681</b>	<b>530</b>	<b>180</b>	<b>23</b>	<b>2</b>						<b>2578</b>
<b>% of Totals</b>	<b>17%</b>	<b>11%</b>	<b>17%</b>	<b>26%</b>	<b>21%</b>	<b>7%</b>	<b>1%</b>	<b>0%</b>						<b>100%</b>

<b>AM Volumes</b>	293	141	135	228	162	53	7	1	0	0	0	0	0	1020
<b>% AM</b>	11%	5%	5%	9%	6%	2%	0%	0%						40%
<b>AM Peak Hour</b>	07:00	07:00	08:00	08:00	08:00	08:00	08:00	11:00						07:00
<b>Volume</b>	271	88	30	100	83	19	3	1						378
<b>PM Volumes</b>	157	140	296	453	368	127	16	1	0	0	0	0	0	1558
<b>% PM</b>	6%	5%	11%	18%	14%	5%	1%	0%						60%
<b>PM Peak Hour</b>	14:00	14:00	15:00	15:00	15:00	16:00	17:00	16:00						15:00
<b>Volume</b>	58	23	52	108	89	24	5	1						291

Directional Peak Periods All Speeds	AM 7-9		NOON 12-2		PM 4-6		Off Peak Volumes	
	Volume	%	Volume	%	Volume	%	Volume	%
	635	↔ 25%	251	↔ 10%	382	↔ 15%	1310	↔ 51%

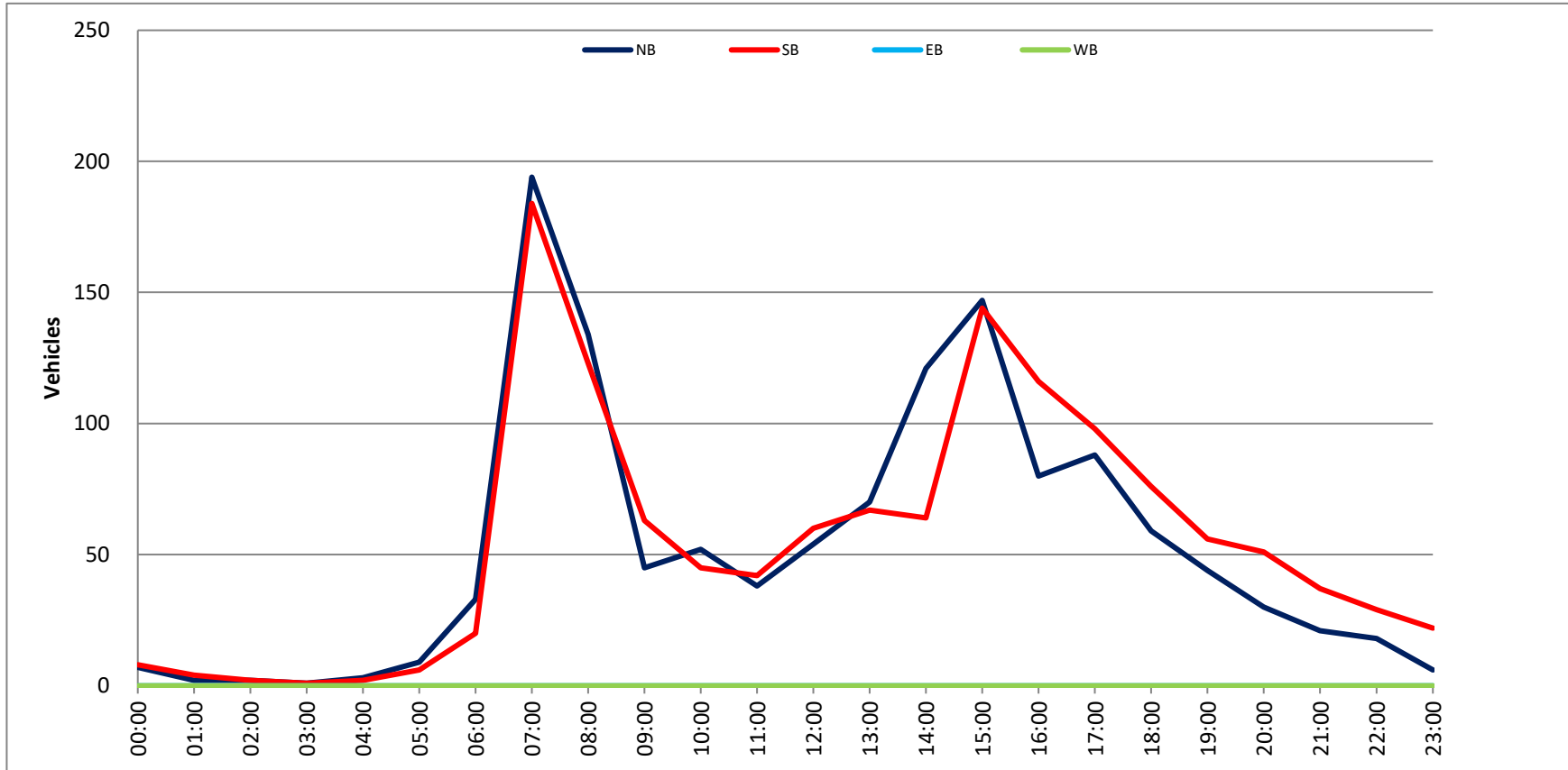
Street Name	Direction	Percentiles					
		15th	50th	Average	85th	95th	ADT
SW 51st St	Summary	14	26	24	33	37	2578

SW 51st St N/O SW 91st Ave

Day: Tuesday  
 Date: 5/16/2023

City: Cooper City  
 Project #: FL23\_140259\_028

DAILY TOTALS										NB		SB		EB		WB		Total
										1,258		1,320		0		0		2,578
AM Period	NB	SB	EB	WB	TOTAL	PM Period	NB	SB	EB	WB	TOTAL							TOTAL
00:00	0	0	0	0	0	12:00	14	11	0	0	25							25
00:15	1	1	0	0	2	12:15	10	11	0	0	21							21
00:30	3	4	0	0	7	12:30	14	15	0	0	29							29
00:45	3	7	8	0	15	12:45	16	54	23	60	99							114
01:00	0	2	0	0	2	13:00	12	11	0	0	23							23
01:15	0	0	0	0	0	13:15	14	20	0	0	34							34
01:30	0	1	0	0	1	13:30	15	23	0	0	38							38
01:45	2	2	4	0	6	13:45	29	70	13	67	42							137
02:00	2	1	0	0	3	14:00	44	13	0	0	57							57
02:15	0	0	0	0	0	14:15	25	9	0	0	34							34
02:30	0	1	0	0	1	14:30	24	24	0	0	44							44
02:45	0	2	0	0	4	14:45	28	121	22	64	50							185
03:00	0	1	0	0	1	15:00	25	26	0	0	51							51
03:15	1	0	0	0	1	15:15	40	15	0	0	55							55
03:30	0	0	0	0	0	15:30	50	50	0	0	100							100
03:45	0	1	1	0	2	15:45	32	147	53	144	85							291
04:00	1	0	0	0	1	16:00	23	23	0	0	46							46
04:15	0	0	0	0	0	16:15	22	27	0	0	49							49
04:30	1	1	0	0	2	16:30	16	40	0	0	56							56
04:45	1	3	2	0	5	16:45	19	80	26	116	45							196
05:00	0	0	0	0	0	17:00	23	18	0	0	41							41
05:15	4	2	0	0	6	17:15	21	29	0	0	50							50
05:30	3	4	0	0	7	17:30	25	26	0	0	51							51
05:45	2	9	0	0	15	17:45	19	88	25	98	44							186
06:00	6	1	0	0	7	18:00	18	21	0	0	39							39
06:15	5	3	0	0	8	18:15	12	16	0	0	28							28
06:30	11	4	0	0	15	18:30	16	16	0	0	32							32
06:45	11	12	20	0	23	18:45	13	59	23	76	36							135
07:00	28	19	0	0	47	19:00	14	18	0	0	24							24
07:15	43	37	0	0	80	19:15	14	10	0	0	24							24
07:30	58	80	0	0	138	19:30	11	16	0	0	27							27
07:45	65	194	48	0	113	19:45	9	44	12	56	21							100
08:00	17	20	0	0	37	20:00	5	14	0	0	19							19
08:15	33	13	0	0	46	20:15	8	13	0	0	21							21
08:30	49	44	0	0	93	20:30	12	7	0	0	19							19
08:45	35	134	46	0	81	20:45	5	30	17	51	22							81
09:00	13	27	0	0	40	21:00	4	12	0	0	16							16
09:15	7	11	0	0	18	21:15	6	7	0	0	13							13
09:30	13	11	0	0	24	21:30	6	7	0	0	13							13
09:45	12	45	14	63	108	21:45	5	21	11	37	4							58
10:00	7	8	0	0	15	22:00	6	9	0	0	15							15
10:15	12	13	0	0	25	22:15	5	10	0	0	15							15
10:30	15	15	0	0	24	22:30	6	7	0	0	13							13
10:45	18	52	15	45	97	22:45	1	18	3	29	4							47
11:00	10	11	0	0	21	23:00	3	3	0	0	6							6
11:15	7	10	0	0	17	23:15	1	8	0	0	9							9
11:30	8	9	0	0	17	23:30	1	6	0	0	7							7
11:45	13	38	12	42	80	23:45	1	6	5	22	6							28
TOTALS	520	500			1020	TOTALS	738	820			1558							1558
SPLIT %	51.0%	49.0%			39.6%	SPLIT %	47.4%	52.6%			60.4%							60.4%
DAILY TOTALS										NB		SB		EB		WB		Total
										1,258		1,320		0		0		2,578
AM Peak Hour	07:00	07:15			07:00	PM Peak Hour	15:00	15:30			15:00							15:00
AM Pk Volume	194	185			378	PM Pk Volume	147	153			291							291
Pk Hr Factor	0.746	0.578			0.685	Pk Hr Factor	0.735	0.722			0.728							0.728
7 - 9 Volume	328	307	0	0	635	4 - 6 Volume	168	214	0	0	382							382
7 - 9 Peak Hour	07:00	07:15			07:00	4 - 6 Peak Hour	16:45	16:00			16:00							16:00
7 - 9 Pk Volume	194	185	0	0	378	4 - 6 Pk Volume	88	116	0	0	196							196
Pk Hr Factor	0.746	0.578	0.000	0.000	0.685	Pk Hr Factor	0.880	0.725	0.000	0.000	0.875							0.875



North Bound

Time	< 15	15 - 19	20 - 24	25 - 29	30 - 34	35 - 39	40 - 44	45 - 49	50 - 54	55 - 59	60 - 64	65 - 69	70 +	Total
00:00 AM	0	0	0	0	0	0	0	0	0	0	0	0	0	0
00:15	0	0	0	0	0	0	0	0	0	0	0	0	0	0
00:30	0	0	0	0	0	0	0	0	0	0	0	0	0	0
00:45	0	0	0	0	0	0	1	0	0	0	0	0	0	1
01:00	0	0	0	0	0	0	0	0	0	0	0	0	0	0
01:15	0	0	0	0	0	1	0	0	0	0	0	0	0	1
01:30	0	0	0	0	0	0	0	0	0	0	0	0	0	0
01:45	0	0	0	0	0	0	0	0	0	0	0	0	0	0
02:00	0	0	0	1	0	0	0	0	0	0	0	0	0	1
02:15	0	0	0	0	0	0	0	0	0	0	0	0	0	0
02:30	0	0	0	0	0	0	0	0	0	0	0	0	0	0
02:45	0	0	1	0	0	0	0	0	0	0	0	0	0	1
03:00	0	0	0	0	0	0	0	0	0	0	0	0	0	0
03:15	0	0	0	0	0	0	0	0	0	0	0	0	0	0
03:30	0	0	0	0	0	0	1	0	0	0	0	0	0	1
03:45	0	0	0	0	0	0	0	0	0	0	0	0	0	0
04:00	0	0	0	1	0	0	0	0	0	0	0	0	0	1
04:15	0	0	0	0	0	0	0	0	0	0	0	0	0	0
04:30	0	0	0	0	0	0	0	0	0	0	0	0	0	0
04:45	1	0	0	0	1	0	0	0	0	0	0	0	0	2
05:00	0	0	1	0	0	0	0	0	0	0	0	0	0	1
05:15	0	0	0	0	1	1	0	0	0	0	0	0	0	2
05:30	0	0	1	1	1	1	0	0	0	0	0	0	0	3
05:45	0	1	0	0	0	1	0	0	0	0	0	0	0	2
06:00	1	0	1	1	2	1	0	0	0	0	0	0	0	6
06:15	1	0	2	2	1	2	0	0	0	0	0	0	0	8
06:30	0	1	2	1	2	1	0	0	0	0	0	0	0	7
06:45	1	2	1	0	1	1	0	0	0	0	0	0	0	6
07:00	20	13	2	0	0	0	0	0	0	0	0	0	0	35
07:15	31	12	0	1	0	0	0	0	0	0	0	0	0	44
07:30	48	8	0	0	0	0	0	0	0	0	0	0	0	56
07:45	60	9	0	0	0	0	0	0	0	0	0	0	0	69
08:00	1	10	3	16	0	0	0	0	0	0	0	0	0	23
08:15	2	3	5	18	4	0	1	0	0	0	0	0	0	33
08:30	0	0	11	18	17	5	0	0	0	0	0	0	0	51
08:45	1	1	2	11	8	3	0	0	0	0	0	0	0	26
09:00	0	0	2	5	7	4	0	0	0	0	0	0	0	18
09:15	4	1	3	4	2	0	0	0	0	0	0	0	0	12
09:30	0	0	1	6	2	0	0	0	0	0	0	0	0	9
09:45	0	0	0	2	0	0	0	0	0	0	0	0	0	2
10:00	1	1	2	2	1	1	0	0	0	0	0	0	0	8
10:15	0	4	1	1	2	0	0	0	0	0	0	0	0	8
10:30	2	3	1	4	2	1	0	0	0	0	0	0	0	13
10:45	1	2	2	2	2	0	0	0	0	0	0	0	0	9
11:00	1	0	1	3	1	1	0	0	0	0	0	0	0	7
11:15	4	2	4	2	2	1	0	0	0	0	0	0	0	15
11:30	1	0	3	3	2	0	1	0	0	0	0	0	0	10
11:45	0	3	2	0	1	1	0	0	0	0	0	0	0	7
12:00 PM	0	0	4	6	7	0	0	0	0	0	0	0	0	16
12:15	0	2	2	5	4	0	0	1	0	0	0	0	0	14
12:30	4	1	2	4	2	0	0	0	0	0	0	0	0	13
12:45	0	1	2	3	2	0	1	0	0	0	0	0	0	9
13:00	0	0	0	8	1	0	0	0	0	0	0	0	0	9
13:15	0	2	3	3	6	1	0	0	0	0	0	0	0	15
13:30	10	7	7	2	0	0	0	0	0	0	0	0	0	26
13:45	12	3	1	0	0	0	0	0	0	0	0	0	0	16
14:00	39	2	1	0	0	0	0	0	0	0	0	0	0	42
14:15	19	9	1	1	3	0	0	0	0	0	0	0	0	33
14:30	0	5	2	9	5	2	0	0	0	0	0	0	0	23
14:45	1	4	9	11	6	1	0	0	0	0	0	0	0	32
15:00	1	3	11	10	9	2	0	0	0	0	0	0	0	36
15:15	0	3	11	23	5	3	1	0	0	0	0	0	0	46
15:30	1	8	17	18	2	1	1	0	0	0	0	0	0	48
15:45	4	2	9	11	4	0	0	0	0	0	0	0	0	30
16:00	0	4	5	6	4	0	1	0	0	0	0	0	0	20
16:15	0	2	5	5	5	0	1	0	0	0	0	0	0	16
16:30	3	2	5	6	4	1	0	0	0	0	0	0	0	21
16:45	3	4	10	3	5	1	0	0	0	0	0	0	0	26
17:00	1	4	8	8	7	0	0	0	0	0	0	0	0	28
17:15	2	7	7	6	1	0	1	0	0	0	0	0	0	24
17:30	0	3	8	3	6	0	0	0	0	0	0	0	0	20
17:45	1	1	4	13	9	1	0	0	0	0	0	0	0	29
18:00	1	0	0	8	3	2	0	0	0	0	0	0	0	14
18:15	3	1	2	5	1	1	0	0	0	0	0	0	0	13
18:30	2	3	4	5	2	0	0	0	0	0	0	0	0	16
18:45	2	4	1	6	5	0	0	0	0	0	0	0	0	18
19:00	2	1	3	3	6	1	1	0	0	0	0	0	0	13
19:15	0	1	5	3	1	0	0	0	0	0	0	0	0	10
19:30	0	3	0	4	1	0	0	0	0	0	0	0	0	8
19:45	2	2	2	3	7	1	0	0	0	0	0	0	0	17
20:00	2	3	4	4	1	0	0	0	0	0	0	0	0	14
20:15	1	3	5	1	3	0	1	0	0	0	0	0	0	14
20:30	1	1	4	6	2	8	0	0	0	0	0	0	0	16
20:45	0	1	2	4	3	0	0	0	0	0	0	0	0	10
21:00	1	0	1	7	0	0	0	0	0	0	0	0	0	9
21:15	1	2	0	1	1	0	0	0	0	0	0	0	0	7
21:30	0	2	3	3	3	0	0	0	0	0	0	0	0	11
21:45	0	1	6	2	9	0	0	0	0	0	0	0	0	16
22:00	2	1	1	2	5	0	0	0	0	0	0	0	0	11
22:15	1	3	0	1	0	0	0	0	0	0	0	0	0	5
22:30	0	2	1	1	1	1	0	0	0	0	0	0	0	6
22:45	0	0	0	2	0	0	0	0	0	0	0	0	0	2
23:00	0	0	1	0	0	1	0	0	0	0	0	0	0	2
23:15	0	0	0	1	0	0	0	0	0	0	0	0	0	1
23:30	1	1	2	2	0	0	0	0	0	0	0	0	0	6
23:45	0	1	1	1	1	0	0	0	0	0	0	0	0	4
<b>Totals</b>	<b>304</b>	<b>191</b>	<b>223</b>	<b>339</b>	<b>200</b>	<b>46</b>	<b>10</b>	<b>2</b>						<b>1321</b>
<b>% of Totals</b>	<b>23%</b>	<b>14%</b>	<b>17%</b>	<b>26%</b>	<b>15%</b>	<b>3%</b>	<b>1%</b>	<b>0%</b>						<b>100%</b>

AM Peak Hour	07:00	07:30	08:00	08:30	08:45	08:15	08:15	11:30						07:00
Volume	159	42	29	57	35	13	1	1130						291
<b>PM Peak Hour</b>	<b>12:3</b>	<b>115</b>	<b>178</b>	<b>239</b>	<b>138</b>	<b>21</b>	<b>7</b>	<b>1</b>	<b>0</b>	<b>0</b>	<b>0</b>	<b>0</b>	<b>0</b>	<b>822</b>
<b>% PM</b>	<b>9%</b>	<b>9%</b>	<b>13%</b>	<b>18%</b>	<b>10%</b>	<b>2%</b>	<b>1%</b>	<b>0%</b>	<b>0%</b>	<b>0%</b>	<b>0%</b>	<b>0%</b>	<b>0%</b>	<b>62%</b>
<b>PM Peak Hour</b>	<b>13:30</b>	<b>13:30</b>	<b>14:45</b>	<b>14:45</b>	<b>14:30</b>	<b>14:30</b>	<b>15:15</b>	<b>12:00</b>						<b>1446</b>
Volume	80	21	48	62	25	8	3	1						162
<b>Directional Peak Periods</b>	<b>AM 7-9</b>			<b>NOON 12-2</b>			<b>PM 4-6</b>			<b>Off Peak Volumes</b>				
<b>All Classes</b>	Volume	%	Volume	%	Volume	%	Volume	%	Volume	%	Volume	%		
	337	26%	118	9%	184	14%	682	52%						

Street Name	Direction	Percentiles					ADT
		15th	50th	Average	85th	95th	
SW 51st St	North Bound	12	24	22	31	35	1321
SW 51st St	South Bound	16	27	25	33	37	1326

South Bound

Time	< 15	15 - 19	20 - 24	25 - 29	30 - 34	35 - 39	40 - 44	45 - 49	50 - 54	55 - 59	60 - 64	65 - 69	70 +	Total
00:00 AM	0	0	0	1	0	2	0	0	0	0	0	0	0	3
00:15	0	0	0	0	0	0	0	0	0	0	0	0	0	0
00:30	0	0	0	1	0	1	0	0	0	0	0	0	0	2
00:45	0	0	0	1	1	0	0	0	0	0	0	0	0	2
01:00	0	0	0	2	0	1	0	0	0	0	0	0	0	3
01:15	0	0	0	2	0	0	0	0	0	0	0	0	0	2
01:30	0	1	0	0	0	0	0	0	0	0	0	0	0	1
01:45	0	0	0	0	0	0	0	0	0	0	0	0	0	0
02:00	0	0	0	0	0	0	0	0	0	0	0	0	0	0
02:15	0	0	0	1	1	0	0	0	0	0	0	0	0	2
02:30	0	0	0	0	0	0	0	0	0	0	0	0	0	0
02:45	0	0	0	0	0	0	0	0	0	0	0	0	0	0
03:00	0	0	0	0	0	0	0	0	0	0	0	0	0	0
03:15	0	0	0	0	0	0	0	0	0	0	0	0	0	0
03:30	0	0	0	0	1	0	0	0	0	0	0	0	0	1
03:45	0	0	0	0	0	0	0	0	0	0	0	0	0	0
04:00	0	0	0	0	0	0	0	0	0	0	0	0	0	0
04:15	0	0	0	1	0	0	0	0	0	0	0	0	0	1
04:30	0	0	0	0	1	0	0	0	0	0	0	0	0	1
04:45	0	0	0	0	0	0	1	0	0	0	0	0	0	1
05:00	0	0	0	0	0	0	0	0	0	0	0	0	0	0
05:15	0	0	0	0	0	0	0	0	0	0	0	0	0	0
05:30	0	0	0	0	0	0	0	0	0	0	0	0	0	0
05:45	0	0	0	1	0	0	0	0	0	0	0	0	0	1
06:00	1	0	0	0	0	0	0	0	0	0	0	0	0	1
06:15	0	0	1	0	0	0	0	0	0	0	0	0	0	1
06:30	0	0	1	2	0	1	0	0	0	0	0	0	0	4
06:45	0	0	1	4	0	0	0	0	0	0	0	0	0	5
07:00	10	7	1	1	0	0	0	0	0	0	0	0	0	19
07:15	21	14	1	0	0	0	0	0	0	0	0	0	0	36
07:30	55	17	1	0	0	0	0	0	0	0	0	0	0	73
07:45	46	5	3	0	0	0	0	0	0	0	0	0	0	54
08:00	0	3	7	8	4	3	0	0	0	0	0	0	0	24
08:15	1	2	3	8	5	1	0	0	0	0	0	0	0	20
08:30	0	2	8	15	16	5	0	0	0	0	0	0	0	46
08:45	0	0	4	18	22	7	0	0	0	0	0	0	0	51
09:00	0	1	2	5	5	1	2	0	0	0	0	0	0	16
09:15	2	2	0	4	5	1	0	0	0	0	0	0	0	10
09:30	0	1	0	5	5	0	0	0	0	0	0	0	0	11
09:45	0	0	0	3	2	1	1	0	0	0	0	0	0	7
10:00	0	0	2	2	1	1	0	0	0	0	0	0	0	6
10:15	0	0	2	3	2	0	1	0	0	0	0	0	0	8
10:30	1	0	1	2	4	1	0	0	0	0	0	0	0	9
10:45	0	0	0	3	0	3	0	0	0	0	0	0	0	6
11:00	1	0	1	6	3	1	0	0	0	0	0	0	0	12
11:15	2	3	2	0	8	2	0	0	0	0	0	0	0	17
11:30	0	1	3	4	1	0	1	0	0	0	0	0	0	10
11:45	0	0	1	2	6	0	0	0	0	0	0	0	0	9
12:00 PM	3	1	3	4	5	1	0	0	0	0	0	0	0	17
12:15	0	1	1	1	3	0	0	0	0	0	0	0	0	6
12:30	2	3	5	2	4	1	0	0	0	0	0	0	0	17
12:45	1	1	3	6	2	0	0	0	0	0	0	0	0	13
13:00	0	2	2	6	3	1	0	0	0	0	0	0	0	14
13:15	0	1	7	7	8	3	0	0	0	0	0	0	0	26
13:30	5	7	11	2	0	0	0	0	0	0	0	0	0	26
13:45	4	3	0	0	0	0	0	0	0	0	0	0	0	7
14:00	5	2	0	0	0	0	0	0	0	0	0	0	0	7
14:15	4	2	2	3	1	0	0	0	0	0	0	0	0	12
14:30	0	1	3	6	5	1	0	0	0	0	0	0	0	16
14:45	1	2	8	15	10	3	1	0	0	0	0	0	0	40
15:00	0	1	5	6	6	3	0	0	0	0	0	0	0	21
15:15	0	0	8	5	2	2	0	0	0	0	0	0	0	17
15:30	0	4	17	26	11	4	0	0	0	0	0	0	0	62
15:45	0	3	10	37	11	2	0	0	0	0	0	0	0	63
16:00	0	4	10	10	4	0	0	0	0	0	0	0	0	28
16:15	0	2	7	3	8	4	1	0	0	0	0	0	0	18
16:30	0	2	7	10	9	3	0	0	0	0	0	0	0	31
16:45	2	1	7	3	5	1	0	0	0	0	0	0	0	19
17:00	1	3	9	13	3	1	0	0	0	0	0	0	0	30
17:15	0	1	3	6	7	2	1	0	0	0	0	0	0	20
17:30	0	0	2	10	11	3	0	0	0	0	0	0	0	26
17:45	0	1	2	7	9	0	0	0	0	0	0	0	0	19
18:00	0	0	3	10	8	2	0	0	0	0	0	0	0	23
18:15	2	1	2	7	5	4	0	0	0	0	0	0	0	21
18:30	0	1	6	2	4	0	0	0	0	0	0	0	0	13
18:45	2	0	3	7	1	1	1	0	0	0	0	0	0	15
19:00	0	3	5	2	6	2	0	0	0	0	0	0	0	18
19:15	0	0	1	2	12	1	1	0	0	0	0	0	0	18
19:30	0	0	2	12	4	1	0	0	0	0	0	0	0	19
19:45	0	0	5	3	2	0	0	0	0	0	0	0	0	10
20:00	2	1	1	8	10	0	0	0	0	0	0	0	0	22
20:15	1	2	3	11	7	1	0	0	0	0	0	0	0	19
20:30	0	1	4	5	8	1	1	0	0	0	0	0	0	16
20:45	1	1	3	2	2	1	0	0	0	0	0	0	0	10
21:00	0	2	1	5	2	1	0	0	0	0	0	0	0	11
21:15	0	1	0	4	4	2	0	0	0	0	0	0	0	11
21:30	1	3	0	1	2	0	0	0	0	0	0	0	0	7
21:45	0	0	0	4	1	1	0	0	0	0	0	0	0	6
22:00	1	0	0	7	1	1	0	0	0	0	0	0	0	10
22:15	0	1	0	5	3	0	0	1	0	0	0	0	0	10
22:30	0	1	1	4	1	1	0	0	0	0	0	0	0	8
22:45	0	0	1	1	1	0	0	0	0	0	0	0	0	3
23:00	0	0	0	3	3	0	0	0	0	0	0	0	0	6
23:15	0	0	0	1	2	1	0	0	0	0	0	0	0	5
23:30	0	3	0	2	5	1	1	0	0	0	0	0	0	12
23:45	0	0	1	0	1	1	0	0	0	0	0	0	0	3
<b>Totals</b>	<b>178</b>	<b>128</b>	<b>217</b>	<b>400</b>	<b>306</b>	<b>83</b>	<b>12</b>	<b>2</b>						<b>1326</b>
<b>% of Totals</b>	<b>13%</b>	<b>10%</b>	<b>16%</b>	<b>30%</b>	<b>23%</b>	<b>6%</b>	<b>1%</b>	<b>0%</b>						<b>100%</b>

Direction	Volume	%	Direction	Volume	%	Direction	Volume	%	Direction	Volume	%
AM Peak Hour	140	11%	AM 7-9	126	10%	PM 4-6	191	14%	Off Peak Volumes	686	52%
PM Peak Hour	38	3%	NOON 12-2	126	10%						

Street Name	Direction	15th	50th	Average	85th	95th	ADT
SW 51st St	North Bound	12	24	22	31	35	1321
SW 51st St	South Bound	16	27	25	33	37	1326

**SPEED**

SW 51st St N/O SW 91st Ave

Day: Wednesday  
Date: 5/17/2023

City: Cooper City  
Project #: FL23\_140259\_028

**Summary**

Time	< 15	15 - 19	20 - 24	25 - 29	30 - 34	35 - 39	40 - 44	45 - 49	50 - 54	55 - 59	60 - 64	65 - 69	70 +	Total
00:00 AM	0	0	0	1	0	2	0	0	0	0	0	0	0	3
00:15	0	0	0	0	0	0	0	0	0	0	0	0	0	0
00:30	0	0	0	1	0	1	0	0	0	0	0	0	0	2
00:45	0	0	0	1	1	0	1	0	0	0	0	0	0	3
01:00	0	0	0	2	0	1	0	0	0	0	0	0	0	4
01:15	0	0	0	0	2	1	0	0	0	0	0	0	0	3
01:30	0	1	0	0	0	0	0	0	0	0	0	0	0	1
01:45	0	0	0	0	0	0	0	0	0	0	0	0	0	0
02:00	0	0	0	1	0	0	0	0	0	0	0	0	0	1
02:15	0	0	0	1	1	0	0	0	0	0	0	0	0	2
02:30	0	0	0	0	0	0	0	0	0	0	0	0	0	0
02:45	0	0	1	0	0	0	0	0	0	0	0	0	0	1
03:00	0	0	0	0	0	0	0	0	0	0	0	0	0	0
03:15	0	0	0	0	0	0	0	0	0	0	0	0	0	0
03:30	0	0	0	0	1	0	1	0	0	0	0	0	0	2
03:45	0	0	0	0	0	0	0	0	0	0	0	0	0	0
04:00	0	0	0	1	0	0	0	0	0	0	0	0	0	1
04:15	0	0	0	1	0	0	0	0	0	0	0	0	0	1
04:30	0	0	0	0	1	0	0	0	0	0	0	0	0	1
04:45	1	0	0	0	0	1	0	1	0	0	0	0	0	3
05:00	0	0	1	0	0	0	0	0	0	0	0	0	0	1
05:15	0	0	0	0	1	1	0	0	0	0	0	0	0	2
05:30	0	0	1	1	1	0	0	0	0	0	0	0	0	3
05:45	0	1	0	1	0	1	0	0	0	0	0	0	0	3
06:00	2	0	1	1	2	1	0	0	0	0	0	0	0	7
06:15	1	0	3	2	1	2	0	0	0	0	0	0	0	9
06:30	0	1	3	3	2	2	0	0	0	0	0	0	0	11
06:45	1	2	2	4	1	1	0	0	0	0	0	0	0	11
07:00	30	20	3	1	0	0	0	0	0	0	0	0	0	54
07:15	52	26	1	1	0	0	0	0	0	0	0	0	0	80
07:30	103	25	1	0	0	0	0	0	0	0	0	0	0	129
07:45	106	14	3	0	0	0	0	0	0	0	0	0	0	123
08:00	1	13	9	18	4	2	0	0	0	0	0	0	0	47
08:15	3	5	8	26	9	1	1	0	0	0	0	0	0	53
08:30	0	2	19	33	33	10	0	0	0	0	0	0	0	97
08:45	1	1	6	29	30	10	0	0	0	0	0	0	0	77
09:00	0	1	4	10	12	5	2	0	0	0	0	0	0	34
09:15	6	3	1	8	3	1	0	0	0	0	0	0	0	23
09:30	0	1	11	7	0	0	0	0	0	0	0	0	0	20
09:45	0	0	0	5	2	1	1	0	0	0	0	0	0	9
10:00	1	1	4	4	2	2	0	0	0	0	0	0	0	14
10:15	0	4	3	4	4	0	1	0	0	0	0	0	0	16
10:30	3	3	2	6	6	2	0	0	0	0	0	0	0	22
10:45	1	2	5	2	5	0	0	0	0	0	0	0	0	15
11:00	2	0	2	9	4	2	0	0	0	0	0	0	0	19
11:15	6	5	6	2	10	3	0	0	0	0	0	0	0	32
11:30	1	1	6	7	3	0	1	1	0	0	0	0	0	20
11:45	0	3	3	2	7	1	0	0	0	0	0	0	0	16
12:00 PM	3	1	7	9	12	1	0	0	0	0	0	0	0	33
12:15	0	3	3	6	7	0	0	1	0	0	0	0	0	20
12:30	6	4	7	6	6	1	0	0	0	0	0	0	0	30
12:45	1	2	5	9	4	0	1	0	0	0	0	0	0	22
13:00	0	2	2	14	4	1	0	0	0	0	0	0	0	23
13:15	0	3	10	10	14	4	0	0	0	0	0	0	0	41
13:30	15	14	18	4	1	0	0	0	0	0	0	0	0	52
13:45	16	6	1	0	0	0	0	0	0	0	0	0	0	23
14:00	44	4	1	0	0	0	0	0	0	0	0	0	0	49
14:15	23	11	3	4	4	0	0	0	0	0	0	0	0	45
14:30	0	6	5	15	10	3	0	0	0	0	0	0	0	39
14:45	2	6	17	26	16	4	1	0	0	0	0	0	0	72
15:00	1	4	10	16	15	5	0	0	0	0	0	0	0	57
15:15	0	3	19	28	7	5	1	0	0	0	0	0	0	63
15:30	1	12	34	44	13	5	1	0	0	0	0	0	0	110
15:45	4	5	19	48	15	2	0	0	0	0	0	0	0	93
16:00	0	8	15	16	8	0	1	0	0	0	0	0	0	48
16:15	0	4	6	13	7	1	1	0	0	0	0	0	0	34
16:30	3	4	12	16	13	4	0	0	0	0	0	0	0	52
16:45	5	5	17	6	10	2	0	0	0	0	0	0	0	45
17:00	2	7	17	21	10	1	0	0	0	0	0	0	0	58
17:15	2	8	10	12	8	2	2	0	0	0	0	0	0	44
17:30	0	3	10	13	17	3	0	0	0	0	0	0	0	46
17:45	1	2	6	20	18	1	0	0	0	0	0	0	0	48
18:00	1	0	3	18	11	4	0	0	0	0	0	0	0	37
18:15	5	2	4	12	6	5	0	0	0	0	0	0	0	34
18:30	2	4	10	7	6	0	0	0	0	0	0	0	0	29
18:45	4	4	4	13	6	1	1	0	0	0	0	0	0	33
19:00	2	4	8	6	3	0	0	0	0	0	0	0	0	34
19:15	0	1	6	5	13	1	1	0	0	0	0	0	0	28
19:30	0	3	2	16	5	1	0	0	0	0	0	0	0	27
19:45	2	2	7	6	9	1	0	0	0	0	0	0	0	27
20:00	4	4	5	12	11	0	0	0	0	0	0	0	0	36
20:15	2	5	8	12	4	1	1	0	0	0	0	0	0	33
20:30	1	2	6	12	1	1	1	0	0	0	0	0	0	31
20:45	1	2	5	6	5	1	0	0	0	0	0	0	0	20
21:00	1	2	2	12	2	1	0	0	0	0	0	0	0	20
21:15	1	3	2	4	5	3	0	0	0	0	0	0	0	18
21:30	1	5	3	4	5	0	0	0	0	0	0	0	0	18
21:45	0	1	0	6	2	1	0	0	0	0	0	0	0	10
22:00	3	1	1	6	1	0	0	0	0	0	0	0	0	21
22:15	1	4	0	6	3	0	0	1	0	0	0	0	0	15
22:30	0	3	2	5	2	2	0	0	0	0	0	0	0	14
22:45	0	0	1	3	1	0	0	0	0	0	0	0	0	5
23:00	0	0	1	3	3	1	0	0	0	0	0	0	0	8
23:15	0	0	1	3	1	1	0	0	0	0	0	0	0	6
23:30	1	4	2	4	5	1	1	0	0	0	0	0	0	18
23:45	0	1	2	1	2	1	0	0	0	0	0	0	0	7
<b>Totals</b>	<b>482</b>	<b>319</b>	<b>446</b>	<b>739</b>	<b>506</b>	<b>128</b>	<b>22</b>	<b>4</b>						<b>2647</b>
<b>% of Totals</b>	<b>18%</b>	<b>12%</b>	<b>17%</b>	<b>28%</b>	<b>19%</b>	<b>5%</b>	<b>1%</b>	<b>0%</b>						<b>100%</b>

AM Volumes		PM Volumes		Directional Peak Periods	
321	133	99	200	Volume	%
12%	5%	4%	8%	660	25%
AM Peak Hour		PM Peak Hour		Volume	%
07:00	07:00	08:00	08:00	244	9%
291	85	421	101	Volume	%
85	26	84	26	375	14%
Off Peak Volumes				Volume	%
161	184	347	539	1368	52%
6%	7%	13%	20%		
13:30	13:30	15:00	17:15		
291	85	88	136		

Street Name	Direction	15th	50th	Average	85th	95th	ADT
SW 51st St	Summary	13	26	24	33	36	2647

# SPEED

SW 51st St N/O SW 91st Ave

Day: Wednesday

Date: 5/17/2023

City: Cooper City

Project #: FL23\_140259\_028n

## North Bound

Time	< 15	15 - 19	20 - 24	25 - 29	30 - 34	35 - 39	40 - 44	45 - 49	50 - 54	55 - 59	60 - 64	65 - 69	70 +	Total
00:00 AM	0	0	0	0	0	0	1	0	0	0	0	0	0	1
01:00	0	0	0	1	0	1	0	0	0	0	0	0	0	2
02:00	0	0	1	1	0	0	0	0	0	0	0	0	0	2
03:00	0	0	0	0	0	0	1	0	0	0	0	0	0	1
04:00	1	0	0	1	1	0	0	0	0	0	0	0	0	3
05:00	0	1	2	1	2	2	0	0	0	0	0	0	0	8
06:00	3	3	6	4	6	5	0	0	0	0	0	0	0	27
07:00	159	42	2	1	0	0	0	0	0	0	0	0	0	204
08:00	4	14	20	57	29	8	1	0	0	0	0	0	0	133
09:00	4	1	4	17	11	4	0	0	0	0	0	0	0	41
10:00	4	10	6	9	7	2	0	0	0	0	0	0	0	38
11:00	6	5	10	8	6	3	0	1	0	0	0	0	0	39
12:00 PM	4	4	10	17	15	0	1	1	0	0	0	0	0	52
13:00	22	12	11	13	7	1	0	0	0	0	0	0	0	66
14:00	59	20	13	21	14	3	0	0	0	0	0	0	0	130
15:00	6	16	48	62	20	6	2	0	0	0	0	0	0	160
16:00	6	12	25	20	16	2	2	0	0	0	0	0	0	83
17:00	4	15	27	30	23	1	1	0	0	0	0	0	0	101
18:00	8	8	7	24	11	3	0	0	0	0	0	0	0	61
19:00	4	7	10	16	9	2	0	0	0	0	0	0	0	48
20:00	4	8	15	14	11	0	1	0	0	0	0	0	0	53
21:00	2	5	6	12	5	1	0	0	0	0	0	0	0	31
22:00	3	6	2	6	6	1	0	0	0	0	0	0	0	24
23:00	1	2	4	4	1	1	0	0	0	0	0	0	0	13
<b>Totals</b>	<b>304</b>	<b>191</b>	<b>229</b>	<b>339</b>	<b>200</b>	<b>46</b>	<b>10</b>	<b>2</b>						<b>1321</b>
<b>% of Totals</b>	<b>23%</b>	<b>14%</b>	<b>17%</b>	<b>26%</b>	<b>15%</b>	<b>3%</b>	<b>1%</b>	<b>0%</b>						<b>100%</b>

<b>AM Volumes</b>	181	76	51	100	62	25	3	1	0	0	0	0	0	499
<b>% AM</b>	14%	6%	4%	8%	5%	2%	0%	0%						38%
<b>AM Peak Hour</b>	07:00	07:00	08:00	08:00	08:00	08:00		11:00						07:00
<b>Volume</b>	159	42	20	57	29	8	1	1						204
<b>PM Volumes</b>	123	115	178	239	138	21	7	1	0	0	0	0	0	822
<b>% PM</b>	9%	9%	13%	18%	10%	2%	1%	0%						62%
<b>PM Peak Hour</b>	14:00	14:00	15:00	15:00	17:00	15:00	15:00	12:00						15:00
<b>Volume</b>	59	20	48	62	23	6	2	1						160

Directional Peak Periods All Speeds	AM 7-9		NOON 12-2		PM 4-6		Off Peak Volumes	
	Volume	%	Volume	%	Volume	%	Volume	%
	337	↔ 26%	118	↔ 9%	184	↔ 14%	682	↔ 52%

Street Name	Direction	Percentiles					ADT
		15th	50th	Average	85th	95th	
SW 51st St	North Bound	12	24	22	31	35	1321
SW 51st St	South Bound	16	27	25	33	37	1326



# SPEED

SW 51st St N/O SW 91st Ave

Day: Wednesday

Date: 5/17/2023

City: Cooper City

Project #: FL23\_140259\_028s

## South Bound

Time	< 15	15 - 19	20 - 24	25 - 29	30 - 34	35 - 39	40 - 44	45 - 49	50 - 54	55 - 59	60 - 64	65 - 69	70 +	Total
00:00 AM	0	0	0	3	1	3	0	0	0	0	0	0	0	7
01:00	0	1	0	2	2	1	0	0	0	0	0	0	0	6
02:00	0	0	0	1	1	0	0	0	0	0	0	0	0	2
03:00	0	0	0	0	1	0	0	0	0	0	0	0	0	1
04:00	0	0	0	1	1	0	1	0	0	0	0	0	0	3
05:00	0	0	0	1	0	0	0	0	0	0	0	0	0	1
06:00	1	0	3	6	0	1	0	0	0	0	0	0	0	11
07:00	132	43	6	1	0	0	0	0	0	0	0	0	0	182
08:00	1	7	22	49	47	15	0	0	0	0	0	0	0	141
09:00	2	4	2	17	13	3	3	0	0	0	0	0	0	44
10:00	1	0	8	7	10	2	1	0	0	0	0	0	0	29
11:00	3	4	7	12	18	3	1	0	0	0	0	0	0	48
12:00 PM	6	6	12	13	14	2	0	0	0	0	0	0	0	53
13:00	9	13	20	15	12	4	0	0	0	0	0	0	0	73
14:00	10	7	13	24	16	4	1	0	0	0	0	0	0	75
15:00	0	8	40	74	30	11	0	0	0	0	0	0	0	163
16:00	2	9	27	31	22	5	0	0	0	0	0	0	0	96
17:00	1	5	16	36	30	6	1	0	0	0	0	0	0	95
18:00	4	2	14	26	18	7	1	0	0	0	0	0	0	72
19:00	0	3	13	19	24	4	1	1	0	0	0	0	0	65
20:00	4	5	9	24	21	3	1	0	0	0	0	0	0	67
21:00	1	6	1	14	9	4	0	0	0	0	0	0	0	35
22:00	1	2	2	17	6	2	0	1	0	0	0	0	0	31
23:00	0	3	2	7	10	3	1	0	0	0	0	0	0	26
<b>Totals</b>	<b>178</b>	<b>128</b>	<b>217</b>	<b>400</b>	<b>306</b>	<b>83</b>	<b>12</b>	<b>2</b>						<b>1326</b>
<b>% of Totals</b>	<b>13%</b>	<b>10%</b>	<b>16%</b>	<b>30%</b>	<b>23%</b>	<b>6%</b>	<b>1%</b>	<b>0%</b>						<b>100%</b>

<b>AM Volumes</b>	140	59	48	100	94	28	6	0	0	0	0	0	0	475
<b>% AM</b>	11%	4%	4%	8%	7%	2%	0%							36%
<b>AM Peak Hour</b>	07:00	07:00	08:00	08:00	08:00	08:00	09:00							07:00
<b>Volume</b>	132	43	22	49	47	15	3							182
<b>PM Volumes</b>	38	69	169	300	212	55	6	2	0	0	0	0	0	851
<b>% PM</b>	3%	5%	13%	23%	16%	4%	0%	0%						64%
<b>PM Peak Hour</b>	14:00	13:00	15:00	15:00	15:00	15:00	14:00	19:00						15:00
<b>Volume</b>	10	13	40	74	30	11	1	1						163

Directional Peak Periods All Speeds	AM 7-9		NOON 12-2		PM 4-6		Off Peak Volumes	
	Volume	%	Volume	%	Volume	%	Volume	%
	323	↔ 24%	126	↔ 10%	191	↔ 14%	686	↔ 52%

Street Name	Direction	Percentiles					ADT
		15th	50th	Average	85th	95th	
SW 51st St	North Bound	12	24	22	31	35	1321
SW 51st St	South Bound	16	27	25	33	37	1326

# SPEED

SW 51st St N/O SW 91st Ave

Day: Wednesday

Date: 5/17/2023

City: Cooper City

Project #: FL23\_140259\_028

## Summary

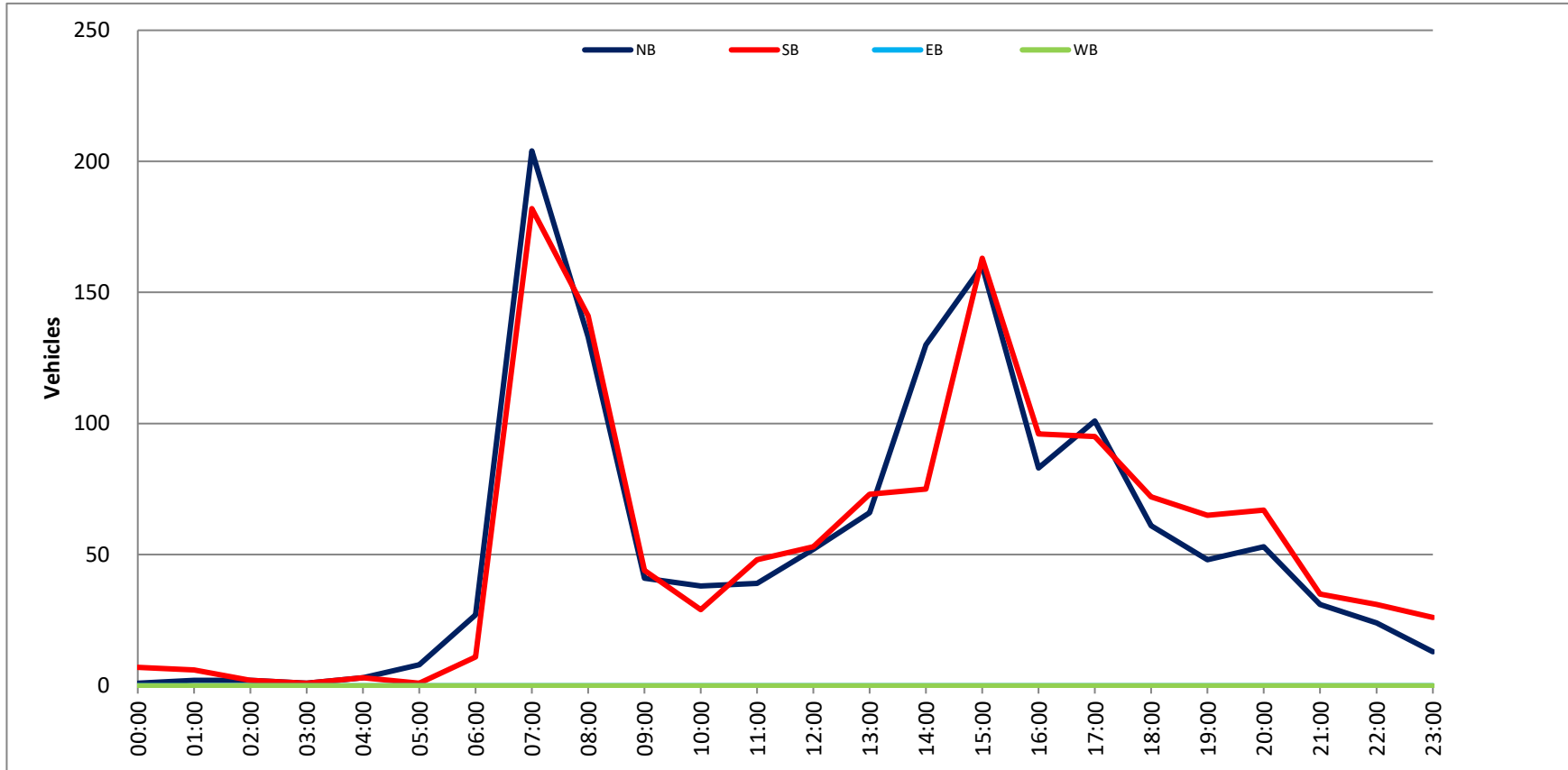
Time	< 15	15 - 19	20 - 24	25 - 29	30 - 34	35 - 39	40 - 44	45 - 49	50 - 54	55 - 59	60 - 64	65 - 69	70 +	Total
00:00 AM	0	0	0	3	1	3	1	0	0	0	0	0	0	8
01:00	0	1	0	3	2	2	0	0	0	0	0	0	0	8
02:00	0	0	1	2	1	0	0	0	0	0	0	0	0	4
03:00	0	0	0	0	1	0	1	0	0	0	0	0	0	2
04:00	1	0	0	2	2	0	1	0	0	0	0	0	0	6
05:00	0	1	2	2	2	2	0	0	0	0	0	0	0	9
06:00	4	3	9	10	6	6	0	0	0	0	0	0	0	38
07:00	291	85	8	2	0	0	0	0	0	0	0	0	0	386
08:00	5	21	42	106	76	23	1	0	0	0	0	0	0	274
09:00	6	5	6	34	24	7	3	0	0	0	0	0	0	85
10:00	5	10	14	16	17	4	1	0	0	0	0	0	0	67
11:00	9	9	17	20	24	6	1	1	0	0	0	0	0	87
12:00 PM	10	10	22	30	29	2	1	1	0	0	0	0	0	105
13:00	31	25	31	28	19	5	0	0	0	0	0	0	0	139
14:00	69	27	26	45	30	7	1	0	0	0	0	0	0	205
15:00	6	24	88	136	50	17	2	0	0	0	0	0	0	323
16:00	8	21	52	51	38	7	2	0	0	0	0	0	0	179
17:00	5	20	43	66	53	7	2	0	0	0	0	0	0	196
18:00	12	10	21	50	29	10	1	0	0	0	0	0	0	133
19:00	4	10	23	35	33	6	1	1	0	0	0	0	0	113
20:00	8	13	24	38	32	3	2	0	0	0	0	0	0	120
21:00	3	11	7	26	14	5	0	0	0	0	0	0	0	66
22:00	4	8	4	23	12	3	0	1	0	0	0	0	0	55
23:00	1	5	6	11	11	4	1	0	0	0	0	0	0	39
<b>Totals</b>	<b>482</b>	<b>319</b>	<b>446</b>	<b>739</b>	<b>506</b>	<b>129</b>	<b>22</b>	<b>4</b>						<b>2647</b>
<b>% of Totals</b>	<b>18%</b>	<b>12%</b>	<b>17%</b>	<b>28%</b>	<b>19%</b>	<b>5%</b>	<b>1%</b>	<b>0%</b>						<b>100%</b>

<b>AM Volumes</b>	321	135	99	200	156	53	9	1	0	0	0	0	0	974
<b>% AM</b>	12%	5%	4%	8%	6%	2%	0%	0%						37%
<b>AM Peak Hour</b>	07:00	07:00	08:00	08:00	08:00	08:00	09:00	11:00						07:00
<b>Volume</b>	291	85	42	106	76	23	3	1						386
<b>PM Volumes</b>	161	184	347	539	350	76	13	3	0	0	0	0	0	1673
<b>% PM</b>	6%	7%	13%	20%	13%	3%	0%	0%						63%
<b>PM Peak Hour</b>	14:00	14:00	15:00	15:00	17:00	15:00	15:00	12:00						15:00
<b>Volume</b>	69	27	88	136	53	17	2	1						323

Directional Peak Periods All Speeds	AM 7-9		NOON 12-2		PM 4-6		Off Peak Volumes	
	Volume	%	Volume	%	Volume	%	Volume	%
	660	↔ 25%	244	↔ 9%	375	↔ 14%	1368	↔ 52%

Street Name	Direction	Percentiles					ADT
		15th	50th	Average	85th	95th	
SW 51st St	Summary	13	26	24	33	36	2647





North Bound

Time	< 15	15 - 19	20 - 24	25 - 29	30 - 34	35 - 39	40 - 44	45 - 49	50 - 54	55 - 59	60 - 64	65 - 69	70 +	Total
00:00 AM	0	1	0	0	1	0	0	0	0	0	0	0	0	2
00:15	0	0	0	0	1	0	0	0	0	0	0	0	0	1
00:30	1	0	0	0	1	0	0	0	0	0	0	0	0	2
00:45	0	0	0	0	1	0	0	0	0	0	0	0	0	1
01:00	0	0	0	0	0	1	0	0	0	0	0	0	0	1
01:15	0	0	0	0	0	0	0	0	0	0	0	0	0	0
01:30	0	0	0	0	0	0	0	0	0	0	0	0	0	0
01:45	0	0	0	0	0	0	0	0	0	0	0	0	0	0
02:00	0	0	0	0	1	0	0	0	0	0	0	0	0	1
02:15	0	0	0	0	0	0	0	0	0	0	0	0	0	0
02:30	0	0	0	0	0	0	0	0	0	0	0	0	0	0
02:45	0	0	0	0	0	0	0	0	0	0	0	0	0	0
03:00	0	0	0	0	0	0	0	0	0	0	0	0	0	0
03:15	0	1	0	0	0	0	0	0	0	0	0	0	0	1
03:30	1	0	0	0	0	0	0	0	0	0	0	0	0	1
03:45	0	0	0	0	0	0	0	0	0	0	0	0	0	0
04:00	0	0	0	0	1	0	0	0	0	0	0	0	0	1
04:15	0	0	0	0	0	0	0	0	0	0	0	0	0	0
04:30	0	0	0	0	0	0	0	0	0	0	0	0	0	0
04:45	0	0	0	0	1	0	0	0	0	0	0	0	0	1
05:00	0	0	0	0	2	1	0	0	0	0	0	0	0	3
05:15	0	0	0	0	1	0	0	0	0	0	0	0	0	1
05:30	0	0	2	0	1	0	0	0	0	0	0	0	0	2
05:45	0	0	0	0	1	1	0	0	0	0	0	0	0	2
06:00	0	0	0	1	1	1	0	0	0	0	0	0	0	3
06:15	0	1	3	3	2	0	0	0	0	0	0	0	0	9
06:30	2	1	3	2	1	0	0	0	0	0	0	0	0	7
06:45	1	4	3	1	2	0	0	0	0	0	0	0	0	11
07:00	21	4	3	1	0	0	0	0	0	0	0	0	0	29
07:15	22	13	1	0	0	0	0	0	0	0	0	0	0	36
07:30	39	15	2	0	2	0	0	0	0	0	0	0	0	58
07:45	58	7	3	0	0	0	0	0	0	0	0	0	0	64
08:00	3	14	9	5	2	0	0	0	0	0	0	0	0	33
08:15	1	0	7	15	6	1	0	0	0	0	0	0	0	30
08:30	1	6	22	6	6	0	0	0	0	0	0	0	0	41
08:45	0	2	14	19	5	2	0	0	0	0	0	0	0	42
09:00	2	0	5	6	5	0	0	0	0	0	0	0	0	18
09:15	4	2	5	2	2	0	0	0	0	0	0	0	0	15
09:30	2	1	0	4	1	2	0	0	0	0	0	0	0	10
09:45	3	4	5	2	1	0	0	0	0	0	0	0	0	15
10:00	1	0	3	3	4	1	0	0	0	0	0	0	0	12
10:15	1	1	3	2	3	0	0	0	0	0	0	0	0	10
10:30	2	1	3	3	0	0	0	0	0	0	0	0	0	9
10:45	0	0	3	3	1	1	0	0	0	0	0	0	0	8
11:00	1	0	3	2	1	1	0	0	0	0	0	0	0	8
11:15	1	1	3	2	1	1	1	0	0	0	0	0	0	10
11:30	0	2	5	2	0	0	0	0	0	0	0	0	0	9
11:45	1	2	4	3	2	0	1	0	0	0	0	0	0	13
12:00 PM	1	1	4	6	7	1	0	0	0	0	0	0	0	20
12:15	2	0	0	4	2	0	0	0	0	0	0	0	0	8
12:30	1	3	4	1	5	0	0	0	0	0	0	0	0	14
12:45	0	0	2	5	3	0	0	0	0	0	0	0	0	10
13:00	2	4	1	9	5	0	1	0	0	0	0	0	0	22
13:15	0	1	1	2	1	0	0	0	0	0	0	0	0	5
13:30	6	4	5	1	5	0	0	0	0	0	0	0	0	17
13:45	15	5	1	2	0	0	0	0	0	0	0	0	0	23
14:00	39	7	2	0	0	0	0	0	0	0	0	0	0	48
14:15	15	5	3	2	0	0	0	0	0	0	0	0	0	25
14:30	0	0	5	8	1	0	0	0	0	0	0	0	0	14
14:45	2	2	6	10	2	2	0	0	0	0	0	0	0	24
15:00	0	3	2	7	2	1	0	0	0	0	0	0	0	15
15:15	3	4	13	15	7	2	1	0	0	0	0	0	0	45
15:30	2	1	8	16	12	1	0	0	0	0	0	0	0	40
15:45	2	5	5	8	3	3	0	0	0	0	0	0	0	26
16:00	0	1	7	15	6	1	0	0	0	0	0	0	0	30
16:15	0	2	7	6	1	0	0	0	0	0	0	0	0	17
16:30	0	0	4	3	0	1	0	1	0	0	0	0	0	9
16:45	0	2	6	7	2	0	0	0	0	0	0	0	0	17
17:00	1	3	2	4	4	3	0	0	0	0	0	0	0	17
17:15	0	3	5	8	5	1	0	0	0	0	0	0	0	22
17:30	1	2	3	3	4	7	0	0	0	0	0	0	0	20
17:45	0	3	5	10	5	1	0	0	0	0	0	0	0	24
18:00	1	4	1	8	4	0	0	0	0	0	0	0	0	18
18:15	3	2	0	5	3	0	0	0	0	0	0	0	0	13
18:30	1	1	1	1	3	2	0	0	0	0	0	0	0	9
18:45	0	0	2	2	2	2	1	0	0	0	0	0	0	9
19:00	1	0	3	3	2	2	1	0	0	0	0	0	0	11
19:15	0	2	3	5	2	1	0	0	0	0	0	0	0	13
19:30	0	3	3	1	4	0	0	0	0	0	0	0	0	11
19:45	0	0	4	4	1	0	0	0	0	0	0	0	0	9
20:00	1	0	0	7	5	0	0	0	0	0	0	0	0	13
20:15	1	0	2	2	2	0	0	0	0	0	0	0	0	7
20:30	1	1	3	5	1	0	0	0	0	0	0	0	0	9
20:45	1	0	4	2	2	0	0	0	0	0	0	0	0	9
21:00	0	1	3	0	1	1	0	0	0	0	0	0	0	6
21:15	0	1	0	1	1	2	0	0	0	0	0	0	0	5
21:30	2	0	0	3	2	0	0	0	0	0	0	0	0	7
21:45	0	0	0	2	2	1	0	0	0	0	0	0	0	6
22:00	0	0	0	0	0	0	0	0	0	0	0	0	0	0
22:15	0	1	1	1	1	0	0	0	0	0	0	0	0	4
22:30	1	0	0	1	1	0	0	0	0	0	0	0	0	3
22:45	0	2	1	1	1	1	0	0	0	0	0	0	0	6
23:00	2	0	0	0	0	0	0	0	0	0	0	0	0	2
23:15	0	0	0	0	1	1	0	0	0	0	0	0	0	4
23:30	0	1	1	0	0	0	0	0	0	0	0	0	0	2
23:45	0	2	0	0	0	0	0	0	0	0	0	0	0	2
<b>Totals</b>	<b>278</b>	<b>160</b>	<b>244</b>	<b>300</b>	<b>173</b>	<b>48</b>	<b>7</b>	<b>1</b>						<b>1208</b>
<b>% of Totals</b>	<b>23%</b>	<b>13%</b>	<b>20%</b>	<b>25%</b>	<b>14%</b>	<b>4%</b>	<b>1%</b>	<b>0%</b>						<b>100%</b>

AM Peak Hour	07:00	07:15	08:00	08:15	08:30	08:45	11:00							07:30
Volume	140	44	52	45	22	4	2							188
<b>PM Peak Hour</b>	<b>10:00</b>	<b>10:15</b>	<b>10:30</b>	<b>10:45</b>	<b>11:00</b>	<b>11:15</b>	<b>11:30</b>	<b>11:45</b>	<b>12:00</b>	<b>12:15</b>	<b>12:30</b>	<b>12:45</b>	<b>13:00</b>	<b>12:45</b>
Volume	107	82	133	207	119	37	5	1	0	0	0	0	0	690
<b>Directional Peak Periods</b>	<b>AM 7-9</b>			<b>NOON 12-2</b>			<b>PM 4-6</b>			<b>Off Peak Volumes</b>				
All Classes	Volume	%	Volume	%	Volume	%	Volume	%	Volume	%	Volume	%		
	330	27%	119	10%	156	13%	603	50%						

Street Name	Direction	15th	50th	Average	85th	95th	ADT
SW 51st St	North Bound	12	23	22	31	35	1208
SW 51st St	South Bound	16	27	26	33	37	1217

South Bound

Time	< 15	15 - 19	20 - 24	25 - 29	30 - 34	35 - 39	40 - 44	45 - 49	50 - 54	55 - 59	60 - 64	65 - 69	70 +	Total
00:00 AM	0	1	1	1	0	1	0	0	0	0	0	0	0	4
00:15	0	0	1	0	0	0	0	0	0	0	0	0	0	1
00:30	0	0	1	0	1	0	0	0	0	0	0	0	0	2
00:45	0	1	0	1	0	0	0	0	0	0	0	0	0	2
01:00	0	0	0	0	1	0	0	0	0	0	0	0	0	1
01:15	0	0	0	0	0	1	0	0	0	0	0	0	0	1
01:30	0	0	0	0	0	1	0	0	0	0	0	0	0	1
01:45	0	0	0	0	0	0	0	0	0	0	0	0	0	0
02:00	0	0	0	0	0	0	0	0	0	0	0	0	0	0
02:15	0	0	0	0	2	0	0	0	0	0	0	0	0	2
02:30	0	0	0	0	0	0	0	0	0	0	0	0	0	0
02:45	0	0	0	0	0	0	0	0	0	0	0	0	0	0
03:00	0	0	0	0	0	0	0	0	0	0	0	0	0	0
03:15	0	0	0	0	0	0	0	0	0	0	0	0	0	0
03:30	0	1	0	0	0	0	0	0	0	0	0	0	0	1
03:45	0	0	0	0	0	0	0	1	0	0	0	0	0	1
04:00	0	0	0	0	0	0	0	0	0	0	0	0	0	0
04:15	0	0	0	0	0	0	0	0	0	0	0	0	0	0
04:30	0	0	0	0	1	0	0	0	0	0	0	0	0	1
04:45	0	0	1	0	0	0	0	0	0	0	0	0	0	1
05:00	0	0	0	0	0	0	0	0	0	0	0	0	0	0
05:15	0	0	0	0	0	0	0	0	0	0	0	0	0	0
05:30	0	0	0	0	0	0	0	0	0	0	0	0	0	0
05:45	0	0	0	0	0	0	0	0	0	0	0	0	0	0
06:00	0	0	0	0	1	0	0	0	0	0	0	0	0	1
06:15	1	0	0	1	0	0	0	0	0	0	0	0	0	2
06:30	0	1	1	0	2	0	1	0	0	0	0	0	0	5
06:45	1	2	3	6	0	0	0	0	0	0	0	0	0	12
07:00	10	8	1	0	0	0	0	0	0	0	0	0	0	19
07:15	10	20	6	0	0	0	0	0	0	0	0	0	0	36
07:30	49	19	0	0	0	0	0	0	0	0	0	0	0	68
07:45	26	1	0	0	0	0	0	0	0	0	0	0	0	27
08:00	2	1	1	6	4	1	0	0	0	0	0	0	0	16
08:15	1	2	5	12	7	4	0	0	0	0	0	0	0	31
08:30	1	5	7	11	5	1	1	0	0	0	0	0	0	31
08:45	0	1	3	19	19	1	0	0	0	0	0	0	0	43
09:00	2	2	1	8	8	2	1	0	0	0	0	0	0	24
09:15	0	1	2	2	1	1	0	0	0	0	0	0	0	7
09:30	0	1	3	0	0	1	0	0	0	0	0	0	0	6
09:45	1	2	1	1	3	1	0	0	0	0	0	0	0	9
10:00	1	0	2	2	3	0	0	0	0	0	0	0	0	8
10:15	0	2	2	5	9	0	0	0	0	0	0	0	0	18
10:30	0	1	0	4	6	1	0	0	0	0	0	0	0	12
10:45	0	1	0	8	1	2	0	0	0	0	0	0	0	12
11:00	0	0	3	5	2	0	0	0	0	0	0	0	0	10
11:15	1	0	1	5	2	2	1	0	0	0	0	0	0	12
11:30	1	0	2	5	3	0	1	0	0	0	0	0	0	12
11:45	1	0	2	0	2	0	1	0	0	0	0	0	0	6
12:00 PM	0	0	1	6	3	0	0	0	0	0	0	0	0	10
12:15	1	2	1	8	4	1	0	0	0	0	0	0	0	18
12:30	1	2	3	4	5	1	0	0	0	0	0	0	0	16
12:45	0	2	4	6	3	1	0	0	0	0	0	0	0	16
13:00	1	1	3	5	4	3	0	0	0	0	0	0	0	17
13:15	0	3	5	3	7	0	0	0	0	0	0	0	0	18
13:30	3	7	3	11	2	0	0	0	0	0	0	0	0	16
13:45	5	0	0	0	0	0	0	0	0	0	0	0	0	5
14:00	14	0	0	0	0	0	0	0	0	0	0	0	0	14
14:15	4	4	2	1	0	0	0	0	0	0	0	0	0	11
14:30	2	0	1	5	4	0	1	0	0	0	0	0	0	13
14:45	2	1	4	15	10	0	0	0	0	0	0	0	0	32
15:00	0	1	3	10	5	1	0	0	0	0	0	0	0	20
15:15	0	2	4	5	2	1	0	0	0	0	0	0	0	14
15:30	1	1	6	25	19	3	1	0	0	0	0	0	0	56
15:45	0	3	6	23	20	2	1	0	0	0	0	0	0	55
16:00	0	4	7	10	12	0	1	0	0	0	0	0	0	34
16:15	0	1	3	10	6	1	0	0	0	0	0	0	0	21
16:30	0	2	3	5	7	2	0	0	0	0	0	0	0	19
16:45	0	4	7	12	3	0	0	0	0	0	0	0	0	26
17:00	0	1	5	9	11	3	1	0	0	0	0	0	0	30
17:15	0	0	0	10	8	3	0	0	0	0	0	0	0	21
17:30	0	1	3	7	5	0	0	0	0	0	0	0	0	21
17:45	0	1	3	15	12	5	0	0	0	0	0	0	0	36
18:00	0	1	4	13	8	0	1	0	0	0	0	0	0	27
18:15	0	1	3	4	3	1	0	0	0	0	0	0	0	12
18:30	0	2	1	4	2	1	0	0	0	0	0	0	0	10
18:45	0	1	2	6	1	0	0	0	0	0	0	0	0	10
19:00	0	0	4	4	5	1	1	0	0	0	0	0	0	14
19:15	2	0	2	5	4	0	0	0	0	0	0	0	0	13
19:30	0	1	3	2	1	0	1	0	0	0	0	0	0	8
19:45	1	0	2	2	7	0	0	0	0	0	0	0	0	12
20:00	0	1	4	7	3	1	0	0	0	0	0	0	0	16
20:15	0	0	2	2	7	2	0	0	0	0	0	0	0	13
20:30	0	1	3	5	1	0	2	0	0	0	0	0	0	11
20:45	0	0	2	3	3	0	0	0	0	0	0	0	0	8
21:00	0	0	4	3	2	2	1	0	0	0	0	0	0	12
21:15	0	0	2	6	4	0	1	0	0	0	0	0	0	13
21:30	1	2	3	2	1	0	1	0	0	0	0	0	0	10
21:45	0	0	0	3	1	3	0	0	0	0	0	0	0	7
22:00	1	0	1	1	2	0	0	0	0	0	0	0	0	5
22:15	0	0	3	3	2	1	0	0	0	0	0	0	0	9
22:30	0	0	0	3	1	2	0	0	0	0	0	0	0	6
22:45	1	0	0	1	2	0	1	0	0	0	0	0	0	5
23:00	1	0	0	3	1	1	0	0	0	0	0	0	0	6
23:15	0	0	0	0	0	0	0	0	0	0	0	0	0	0
23:30	0	0	0	1	0	0	0	0	0	0	0	0	0	1
23:45	0	0	1	2	0	1	0	0	0	0	0	0	0	4
<b>Totals</b>	<b>149</b>	<b>122</b>	<b>168</b>	<b>384</b>	<b>303</b>	<b>70</b>	<b>21</b>							<b>1217</b>
<b>% of Totals</b>	<b>12%</b>	<b>10%</b>	<b>14%</b>	<b>32%</b>	<b>25%</b>	<b>6%</b>	<b>2%</b>							<b>100%</b>

AM Peak Hour	07:00	06:45	08:00	08:00	08:15	08:15	11:00							
Volume	49	49	101	51	39	8	3							150
PM Peak Hour	41	49	120	270	230	51	13							770
Volume	13:30	12:45	15:15	15:45	15:30	17:00	20:30							15:30
Volume	26	13	23	68	57	35	4							166
<b>Directional Peak Periods</b>	<b>AM 7-9</b>			<b>NOON 12-2</b>			<b>PM 4-6</b>			<b>Off Peak Volumes</b>				
<b>All Classes</b>	Volume 273			Volume 118			Volume 208			Volume 618				
	22%			10%			17%			51%				

Street Name	Direction	15th	50th	Average	85th	95th	ADT
SW 51st St	North Bound	12	23	22	31	35	1208
SW 51st St	South Bound	16	27	26	33	37	1217

SPEED

SW 51st St N/O SW 91st Ave

Day: Thursday  
Date: 5/18/2023

City: Cooper City  
Project #: FL23\_140259\_028

Summary

Table with columns: Time, < 15, 15 - 19, 20 - 24, 25 - 29, 30 - 34, 35 - 39, 40 - 44, 45 - 49, 50 - 54, 55 - 59, 60 - 64, 65 - 69, 70 +, Total. Rows include hourly traffic counts from 00:00 AM to 23:45.

Summary statistics table including AM Volumes, PM Volumes, PM Peak Hour, Directional Peak Periods, and Off Peak Volumes.

Table with columns: Street Name, Direction, Percentiles (15th, 50th, Average, 85th, 95th), ADT. Row: SW 51st St, Summary, 14, 26, 24, 33, 36, 2425.

# SPEED

SW 51st St N/O SW 91st Ave

Day: Thursday  
Date: 5/18/2023

City: Cooper City  
Project #: FL23\_140259\_028n

## North Bound

Time	< 15	15 - 19	20 - 24	25 - 29	30 - 34	35 - 39	40 - 44	45 - 49	50 - 54	55 - 59	60 - 64	65 - 69	70 +	Total
00:00 AM	1	1	0	3	1	0	0	0	0	0	0	0	0	6
01:00	0	0	0	0	1	0	0	0	0	0	0	0	0	1
02:00	0	0	0	0	1	0	0	0	0	0	0	0	0	1
03:00	1	1	0	0	0	0	0	0	0	0	0	0	0	2
04:00	0	0	0	1	1	0	0	0	0	0	0	0	0	2
05:00	0	0	2	3	3	1	0	0	0	0	0	0	0	9
06:00	3	6	8	6	6	1	0	0	0	0	0	0	0	30
07:00	140	34	7	1	2	0	0	0	0	0	0	0	0	184
08:00	5	22	52	45	19	3	0	0	0	0	0	0	0	146
09:00	11	7	15	14	9	2	0	0	0	0	0	0	0	58
10:00	4	2	12	11	8	2	0	0	0	0	0	0	0	39
11:00	3	5	15	9	4	2	2	0	0	0	0	0	0	40
12:00 PM	4	4	10	16	17	1	0	0	0	0	0	0	0	52
13:00	23	14	8	14	7	0	1	0	0	0	0	0	0	67
14:00	56	14	16	20	3	2	0	0	0	0	0	0	0	111
15:00	7	13	28	46	24	7	1	0	0	0	0	0	0	126
16:00	0	5	24	31	9	3	0	1	0	0	0	0	0	73
17:00	2	11	15	25	18	12	0	0	0	0	0	0	0	83
18:00	5	7	4	16	12	4	1	0	0	0	0	0	0	49
19:00	1	5	13	12	9	3	1	0	0	0	0	0	0	44
20:00	4	1	7	16	10	0	0	0	0	0	0	0	0	38
21:00	2	2	5	6	5	3	1	0	0	0	0	0	0	24
22:00	1	3	2	3	3	1	0	0	0	0	0	0	0	13
23:00	2	3	1	2	1	1	0	0	0	0	0	0	0	10
<b>Totals</b>	<b>275</b>	<b>160</b>	<b>244</b>	<b>300</b>	<b>173</b>	<b>48</b>	<b>7</b>	<b>1</b>						<b>1208</b>
<b>% of Totals</b>	<b>23%</b>	<b>13%</b>	<b>20%</b>	<b>25%</b>	<b>14%</b>	<b>4%</b>	<b>1%</b>	<b>0%</b>						<b>100%</b>

<b>AM Volumes</b>	168	78	111	93	55	11	2	0	0	0	0	0	0	518
<b>% AM</b>	14%	6%	9%	8%	5%	1%	0%							43%
<b>AM Peak Hour</b>	07:00	07:00	08:00	08:00	08:00	08:00	11:00							07:00
<b>Volume</b>	140	34	52	45	19	3	2							184
<b>PM Volumes</b>	107	82	133	207	118	37	5	1	0	0	0	0	0	690
<b>% PM</b>	9%	7%	11%	17%	10%	3%	0%	0%						57%
<b>PM Peak Hour</b>	14:00	13:00	15:00	15:00	15:00	17:00	13:00	16:00						15:00
<b>Volume</b>	56	14	28	46	24	12	1	1						126

Directional Peak Periods All Speeds	AM 7-9		NOON 12-2		PM 4-6		Off Peak Volumes	
	Volume	%	Volume	%	Volume	%	Volume	%
	330	↔ 27%	119	↔ 10%	156	↔ 13%	603	↔ 50%

Street Name	Direction	Percentiles					ADT
		15th	50th	Average	85th	95th	
SW 51st St	North Bound	12	23	22	31	35	1208
SW 51st St	South Bound	16	27	26	33	37	1217



# SPEED

SW 51st St N/O SW 91st Ave

Day: Thursday  
Date: 5/18/2023

City: Cooper City  
Project #: FL23\_140259\_028s

## South Bound

Time	< 15	15 - 19	20 - 24	25 - 29	30 - 34	35 - 39	40 - 44	45 - 49	50 - 54	55 - 59	60 - 64	65 - 69	70 +	Total
00:00 AM	0	2	3	2	1	1	0	0	0	0	0	0	0	9
01:00	0	0	0	0	1	2	0	0	0	0	0	0	0	3
02:00	0	0	0	0	2	0	0	0	0	0	0	0	0	2
03:00	0	1	0	0	0	0	1	0	0	0	0	0	0	2
04:00	0	0	1	0	1	0	0	0	0	0	0	0	0	2
05:00	0	0	0	0	0	0	0	0	0	0	0	0	0	0
06:00	2	3	4	7	3	0	1	0	0	0	0	0	0	20
07:00	95	48	7	0	0	0	0	0	0	0	0	0	0	150
08:00	4	9	16	51	35	7	1	0	0	0	0	0	0	123
09:00	3	6	5	14	12	4	2	0	0	0	0	0	0	46
10:00	1	4	4	19	19	3	0	0	0	0	0	0	0	50
11:00	3	0	8	15	9	2	3	0	0	0	0	0	0	40
12:00 PM	2	6	9	27	15	3	0	0	0	0	0	0	0	62
13:00	9	11	11	9	13	3	0	0	0	0	0	0	0	56
14:00	22	5	7	21	14	0	1	0	0	0	0	0	0	70
15:00	1	7	19	63	46	7	2	0	0	0	0	0	0	145
16:00	0	7	17	32	37	6	1	0	0	0	0	0	0	100
17:00	0	3	9	41	38	16	1	0	0	0	0	0	0	108
18:00	0	5	10	27	14	2	1	0	0	0	0	0	0	59
19:00	3	1	11	14	13	1	1	0	0	0	0	0	0	44
20:00	0	2	13	14	14	3	2	0	0	0	0	0	0	48
21:00	1	2	9	14	8	5	3	0	0	0	0	0	0	42
22:00	2	0	4	8	7	3	1	0	0	0	0	0	0	25
23:00	1	0	1	6	1	2	0	0	0	0	0	0	0	11
<b>Totals</b>	<b>149</b>	<b>122</b>	<b>168</b>	<b>384</b>	<b>303</b>	<b>70</b>	<b>21</b>							<b>1217</b>
<b>% of Totals</b>	<b>12%</b>	<b>10%</b>	<b>14%</b>	<b>32%</b>	<b>25%</b>	<b>6%</b>	<b>2%</b>							<b>100%</b>

<b>AM Volumes</b>	108	73	48	108	83	19	8	0	0	0	0	0	0	447
<b>% AM</b>	9%	6%	4%	9%	7%	2%	1%							37%
<b>AM Peak Hour</b>	07:00	07:00	08:00	08:00	08:00	08:00	11:00							07:00
<b>Volume</b>	95	48	16	51	35	7	3							150
<b>PM Volumes</b>	41	49	120	276	220	51	13	0	0	0	0	0	0	770
<b>% PM</b>	3%	4%	10%	23%	18%	4%	1%							63%
<b>PM Peak Hour</b>	14:00	13:00	15:00	15:00	15:00	17:00	21:00							15:00
<b>Volume</b>	22	11	19	63	46	16	3							145

Directional Peak Periods All Speeds	AM 7-9		NOON 12-2		PM 4-6		Off Peak Volumes	
	Volume	%	Volume	%	Volume	%	Volume	%
	273	↔ 22%	118	↔ 10%	208	↔ 17%	618	↔ 51%

Street Name	Direction	Percentiles					ADT
		15th	50th	Average	85th	95th	
SW 51st St	North Bound	12	23	22	31	35	1208
SW 51st St	South Bound	16	27	26	33	37	1217

# SPEED

SW 51st St N/O SW 91st Ave

Day: Thursday  
Date: 5/18/2023

City: Cooper City  
Project #: FL23\_140259\_028

## Summary

Time	< 15	15 - 19	20 - 24	25 - 29	30 - 34	35 - 39	40 - 44	45 - 49	50 - 54	55 - 59	60 - 64	65 - 69	70 +	Total
00:00 AM	1	3	3	5	2	1	0	0	0	0	0	0	0	15
01:00	0	0	0	0	2	2	0	0	0	0	0	0	0	4
02:00	0	0	0	0	3	0	0	0	0	0	0	0	0	3
03:00	1	2	0	0	0	0	1	0	0	0	0	0	0	4
04:00	0	0	1	1	2	0	0	0	0	0	0	0	0	4
05:00	0	0	2	3	3	1	0	0	0	0	0	0	0	9
06:00	5	9	12	13	9	1	1	0	0	0	0	0	0	50
07:00	235	82	14	1	2	0	0	0	0	0	0	0	0	334
08:00	9	31	68	96	54	10	1	0	0	0	0	0	0	269
09:00	14	13	20	28	21	6	2	0	0	0	0	0	0	104
10:00	5	6	16	30	27	5	0	0	0	0	0	0	0	89
11:00	6	5	23	24	13	4	5	0	0	0	0	0	0	80
12:00 PM	6	10	19	43	32	4	0	0	0	0	0	0	0	114
13:00	32	25	19	23	20	3	1	0	0	0	0	0	0	123
14:00	78	19	23	41	17	2	1	0	0	0	0	0	0	181
15:00	8	20	47	109	70	14	3	0	0	0	0	0	0	271
16:00	0	12	41	63	46	9	1	1	0	0	0	0	0	173
17:00	2	14	24	66	56	28	1	0	0	0	0	0	0	191
18:00	5	12	14	43	26	6	2	0	0	0	0	0	0	108
19:00	4	6	24	26	22	4	2	0	0	0	0	0	0	88
20:00	4	3	20	30	24	3	2	0	0	0	0	0	0	86
21:00	3	4	14	20	13	8	4	0	0	0	0	0	0	66
22:00	3	3	6	11	10	4	1	0	0	0	0	0	0	38
23:00	3	3	2	8	2	3	0	0	0	0	0	0	0	21
<b>Totals</b>	<b>424</b>	<b>282</b>	<b>412</b>	<b>684</b>	<b>476</b>	<b>118</b>	<b>28</b>	<b>1</b>						<b>2425</b>
<b>% of Totals</b>	<b>17%</b>	<b>12%</b>	<b>17%</b>	<b>28%</b>	<b>20%</b>	<b>5%</b>	<b>1%</b>	<b>0%</b>						<b>100%</b>

<b>AM Volumes</b>	276	151	159	201	138	30	10	0	0	0	0	0	0	965
<b>% AM</b>	11%	6%	7%	8%	6%	1%	0%							40%
<b>AM Peak Hour</b>	07:00	07:00	08:00	08:00	08:00	08:00	11:00							07:00
<b>Volume</b>	235	82	68	96	54	10	5							334
<b>PM Volumes</b>	148	131	253	483	338	88	18	1	0	0	0	0	0	1460
<b>% PM</b>	6%	5%	10%	20%	14%	4%	1%	0%						60%
<b>PM Peak Hour</b>	14:00	13:00	15:00	15:00	15:00	17:00	21:00	16:00						15:00
<b>Volume</b>	78	25	47	109	70	28	4	1						271

Directional Peak Periods All Speeds	AM 7-9		NOON 12-2		PM 4-6		Off Peak Volumes	
	Volume	%	Volume	%	Volume	%	Volume	%
	603	↔ 25%	237	↔ 10%	364	↔ 15%	1221	↔ 50%

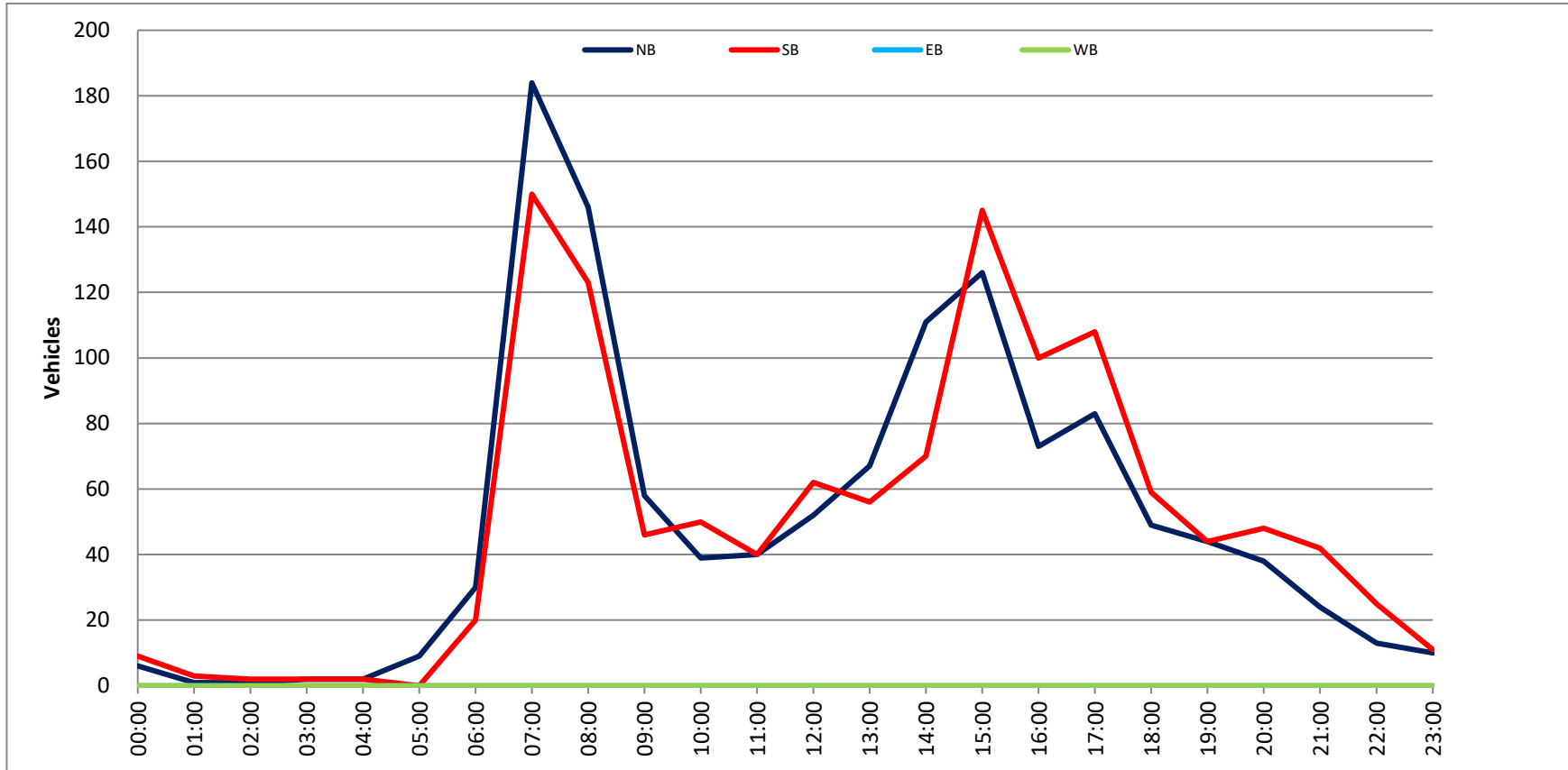
Street Name	Direction	Percentiles					ADT
		15th	50th	Average	85th	95th	
SW 51st St	Summary	14	26	24	33	36	2425

SW 51st St N/O SW 91st Ave

Day: Thursday  
 Date: 5/18/2023

City: Cooper City  
 Project #: FL23\_140259\_028

DAILY TOTALS										NB		SB		EB		WB		TOTAL	
										1,208		1,217		0		0		2,425	
AM Period	NB	SB	EB	WB	TOTAL	PM Period	NB	SB	EB	WB	TOTAL							Total	
00:00	2	4	0	0	6	12:00	20	12	0	0	32							32	
00:15	1	1	0	0	2	12:15	8	18	0	0	26							26	
00:30	2	2	0	0	4	12:30	14	16	0	0	30							30	
00:45	1	6	2	9	15	12:45	10	52	16	62	26							114	
01:00	1	1	0	0	2	13:00	22	17	0	0	39							39	
01:15	0	1	0	0	1	13:15	5	18	0	0	23							23	
01:30	0	1	0	0	1	13:30	17	16	0	0	33							33	
01:45	0	1	0	0	4	13:45	23	67	5	56	28							123	
02:00	1	0	0	0	1	14:00	48	14	0	0	62							62	
02:15	0	2	0	0	2	14:15	25	11	0	0	36							36	
02:30	0	0	0	0		14:30	14	13	0	0	27							27	
02:45	0	1	0	2	3	14:45	24	111	32	70	56							181	
03:00	0	0	0	0		15:00	15	20	0	0	35							35	
03:15	1	0	0	0	1	15:15	45	14	0	0	59							59	
03:30	1	1	0	0	2	15:30	40	56	0	0	96							96	
03:45	0	2	0	0	4	15:45	26	126	55	145	81							271	
04:00	1	0	0	0	1	16:00	30	34	0	0	64							64	
04:15	0	0	0	0		16:15	17	21	0	0	38							38	
04:30	0	1	0	0	1	16:30	9	19	0	0	28							28	
04:45	1	2	1	2	4	16:45	17	73	26	100	43							173	
05:00	3	0	0	0	3	17:00	17	30	0	0	47							47	
05:15	2	0	0	0	2	17:15	22	21	0	0	43							43	
05:30	2	0	0	0	2	17:30	20	21	0	0	41							41	
05:45	2	9	0	0	9	17:45	24	83	36	108	60							191	
06:00	3	1	0	0	4	18:00	18	27	0	0	45							45	
06:15	9	2	0	0	11	18:15	13	12	0	0	25							25	
06:30	7	5	0	0	12	18:30	9	10	0	0	19							19	
06:45	11	30	12	20	50	18:45	9	49	10	59	19							108	
07:00	29	19	0	0	48	19:00	11	11	0	0	22							22	
07:15	36	36	0	0	72	19:15	13	13	0	0	26							26	
07:30	58	68	0	0	126	19:30	11	8	0	0	19							19	
07:45	61	184	27	150	334	19:45	9	44	12	44	21							88	
08:00	33	18	0	0	51	20:00	13	16	0	0	29							29	
08:15	30	31	0	0	61	20:15	7	13	0	0	20							20	
08:30	41	31	0	0	72	20:30	9	11	0	0	20							20	
08:45	42	146	43	123	269	20:45	9	38	8	48	17							86	
09:00	18	24	0	0	42	21:00	6	12	0	0	18							18	
09:15	15	7	0	0	22	21:15	5	13	0	0	18							18	
09:30	10	6	0	0	16	21:30	7	10	0	0	17							17	
09:45	15	58	9	46	104	21:45	6	24	7	42	13							66	
10:00	12	8	0	0	20	22:00	0	5	0	0	5							5	
10:15	10	18	0	0	28	22:15	4	9	0	0	13							13	
10:30	9	12	0	0	21	22:30	3	6	0	0	9							9	
10:45	8	39	12	50	89	22:45	6	13	5	25	11							38	
11:00	8	10	0	0	18	23:00	2	6	0	0	8							8	
11:15	10	12	0	0	22	23:15	4	0	0	0	4							4	
11:30	9	12	0	0	21	23:30	2	1	0	0	3							3	
11:45	13	40	6	40	80	23:45	2	10	4	11	6							21	
TOTALS	538	447			965	TOTALS	690	770			1460								
SPLIT %	53.7%	46.3%			39.8%	SPLIT %	47.3%	52.7%			60.2%								
<b>DAILY TOTALS</b>										NB		SB		EB		WB		Total	
										1,208		1,217		0		0		2,425	
AM Peak Hour	07:15	07:00			07:15	PM Peak Hour	15:15	15:30			15:15							15:15	
AM Pk Volume	188	150			337	PM Pk Volume	141	166			300							300	
Pk Hr Factor	0.770	0.551			0.669	Pk Hr Factor	0.783	0.741			0.781							0.781	
7 - 9 Volume	330	273	0	0	603	4 - 6 Volume	156	208	0	0	364							364	
7 - 9 Peak Hour	07:15	07:00			07:15	4 - 6 Peak Hour	17:00	17:00			17:00							17:00	
7 - 9 Pk Volume	188	150			337	4 - 6 Pk Volume	83	108			191							191	
Pk Hr Factor	0.770	0.551			0.669	Pk Hr Factor	0.885	0.750			0.796							0.796	



Day: Tuesday  
Date: 5/16/2023

City: Cooper City  
Project #: FL23\_140259\_029n

Time	< 15	15 - 19	20 - 24	25 - 29	30 - 34	35 - 39	40 - 44	45 - 49	50 - 54	55 - 59	60 - 64	65 - 69	70 +	Total
00:00 AM	0	0	0	2	4	2	0	0	0	0	0	0	0	8
00:15	0	0	1	1	3	0	0	0	0	0	0	0	0	5
00:30	0	0	2	2	3	1	1	0	0	0	0	0	0	9
00:45	0	0	0	0	1	1	0	0	0	0	0	0	0	2
01:00	0	0	0	0	2	1	0	0	0	0	0	0	0	3
01:15	0	0	1	0	0	0	0	0	0	0	0	0	0	1
01:30	0	0	0	1	2	0	0	0	0	0	0	0	0	3
01:45	0	0	0	0	0	0	0	0	0	0	0	0	0	0
02:00	0	0	0	2	1	0	0	0	0	0	0	0	0	3
02:15	0	0	0	0	1	0	0	0	0	0	0	0	0	2
02:30	0	0	0	0	1	0	0	1	0	0	0	0	0	2
02:45	0	0	0	1	0	0	0	0	0	0	0	0	0	1
03:00	0	0	0	0	0	0	0	0	0	0	0	0	0	0
03:15	0	0	0	0	0	0	0	0	0	0	0	0	0	0
03:30	0	0	0	0	0	0	0	0	0	0	0	0	0	0
03:45	0	0	0	0	0	0	0	0	0	0	0	0	0	0
04:00	0	0	1	1	0	0	0	0	0	0	0	0	0	2
04:15	0	0	0	0	0	0	0	0	0	0	0	0	0	0
04:30	0	0	0	1	1	0	0	0	0	0	0	0	0	2
04:45	0	0	0	2	1	0	0	0	0	0	0	0	0	3
05:00	0	0	1	3	1	0	0	0	0	0	0	0	0	5
05:15	0	0	1	3	0	0	0	0	0	0	0	0	0	4
05:30	1	1	1	5	3	0	0	0	0	0	0	0	0	11
05:45	1	0	0	3	2	2	0	0	0	0	0	0	0	8
06:00	0	0	1	2	3	1	2	0	0	0	0	0	0	9
06:15	0	0	1	6	8	6	0	0	0	0	0	0	0	21
06:30	0	0	2	10	7	1	1	0	0	0	0	0	0	21
06:45	1	0	12	14	0	0	0	0	0	0	0	0	0	27
07:00	1	9	13	32	4	1	1	0	0	0	0	0	0	61
07:15	1	21	56	16	3	0	0	0	0	0	0	0	0	97
07:30	2	11	79	32	6	0	0	0	0	0	0	0	0	130
07:45	0	3	32	55	12	1	0	0	0	0	0	0	0	103
08:00	0	9	29	17	1	0	0	0	0	0	0	0	0	56
08:15	1	21	37	12	1	1	0	0	0	0	0	0	0	73
08:30	2	33	44	23	1	0	0	0	0	0	0	0	0	103
08:45	6	36	100	17	2	0	0	0	0	0	0	0	0	161
09:00	0	7	22	36	18	1	0	0	0	0	0	0	0	84
09:15	0	1	4	13	12	2	0	0	0	0	0	0	0	32
09:30	0	0	4	10	18	3	0	0	0	0	0	0	0	35
09:45	0	0	2	5	20	2	0	0	0	0	0	0	0	29
10:00	0	1	1	7	17	2	0	0	0	0	0	0	0	28
10:15	0	0	5	21	20	1	0	0	0	0	0	0	0	47
10:30	0	1	2	18	14	3	0	0	0	0	0	0	0	38
10:45	0	3	1	6	31	3	0	0	0	0	0	0	0	44
11:00	0	0	4	16	18	4	2	0	0	0	0	0	0	44
11:15	3	0	3	12	14	7	0	1	0	0	0	0	0	40
11:30	0	1	4	25	19	3	0	0	0	0	0	0	0	52
11:45	0	1	2	17	11	3	0	0	0	0	0	0	0	34
12:00 PM	1	2	4	25	20	3	2	0	0	0	0	0	0	57
12:15	1	0	0	21	20	3	1	0	0	0	0	0	0	45
12:30	1	0	2	19	24	5	2	1	0	0	0	0	0	54
12:45	0	0	8	13	14	5	0	0	0	0	0	0	0	40
13:00	0	0	3	19	26	1	0	0	0	0	0	0	0	49
13:15	0	0	9	32	15	2	0	0	0	0	0	0	0	58
13:30	2	1	6	23	14	4	1	0	0	0	0	0	0	51
13:45	0	1	6	23	29	5	1	0	0	0	0	0	0	65
14:00	1	0	7	26	20	3	1	0	0	0	0	0	0	58
14:15	0	0	0	13	19	1	0	0	0	0	0	0	0	33
14:30	0	3	6	21	12	4	0	0	0	0	0	0	0	46
14:45	1	32	38	23	6	0	0	0	0	0	0	0	0	100
15:00	0	4	10	17	6	1	0	0	0	0	0	0	0	38
15:15	0	1	3	19	2	0	0	0	0	0	0	0	0	25
15:30	8	65	48	10	0	0	0	0	0	0	0	0	0	131
15:45	7	31	49	20	6	0	0	0	0	0	0	0	0	113
16:00	0	1	13	30	14	3	0	0	0	0	0	0	0	61
16:15	1	6	21	26	20	3	1	0	0	0	0	0	0	78
16:30	0	0	7	24	31	9	0	0	0	0	0	0	0	71
16:45	0	1	3	16	38	3	4	0	0	0	0	0	0	65
17:00	0	0	5	30	29	6	0	0	0	0	0	0	0	70
17:15	0	0	8	22	30	6	1	0	0	0	0	0	0	67
17:30	0	0	2	22	44	5	1	0	0	0	0	0	0	74
17:45	0	1	2	24	22	6	1	0	0	0	0	0	0	57
18:00	0	0	4	21	29	4	1	0	0	0	0	0	0	59
18:15	0	1	4	24	33	2	0	0	0	0	0	0	0	64
18:30	0	1	1	20	14	7	0	0	0	0	0	0	0	43
18:45	0	2	2	19	27	3	0	0	0	0	0	0	0	53
19:00	0	2	4	9	23	1	1	0	0	0	0	0	0	40
19:15	0	1	5	9	13	5	0	0	0	0	0	0	0	33
19:30	1	0	2	17	20	11	0	0	0	0	0	0	0	51
19:45	3	0	5	16	27	4	0	0	0	0	0	0	0	55
20:00	0	0	2	19	20	5	0	0	0	0	0	0	0	46
20:15	0	0	5	17	26	6	0	1	0	0	0	0	0	55
20:30	0	0	4	14	11	1	0	0	0	0	0	0	0	30
20:45	0	0	5	10	13	2	2	0	0	0	0	0	0	32
21:00	0	0	1	33	19	0	0	0	0	0	0	0	0	53
21:15	0	0	2	4	10	4	0	0	0	0	0	0	0	20
21:30	0	0	0	6	4	3	2	0	0	0	0	0	0	15
21:45	0	0	3	7	11	4	2	0	0	0	0	0	0	25
22:00	0	0	2	6	4	1	0	0	0	0	0	0	0	13
22:15	1	0	1	4	4	2	0	0	0	0	0	0	0	12
22:30	1	0	0	9	4	1	1	0	0	0	0	0	0	16
22:45	0	0	2	5	4	0	1	0	0	0	0	0	0	12
23:00	0	0	1	3	6	2	1	1	0	0	0	0	0	14
23:15	0	0	1	8	2	0	0	0	0	0	0	0	0	11
23:30	0	1	0	3	2	2	0	0	0	0	0	0	0	8
23:45	0	0	1	2	2	1	1	0	0	0	0	0	0	7
<b>Totals</b>	<b>47</b>	<b>316</b>	<b>784</b>	<b>1252</b>	<b>1077</b>	<b>200</b>	<b>35</b>	<b>6</b>						<b>3742</b>
<b>% of Totals</b>	<b>1%</b>	<b>9%</b>	<b>21%</b>	<b>34%</b>	<b>29%</b>	<b>5%</b>	<b>1%</b>	<b>0%</b>						<b>100%</b>

Directional Peak Periods	AM 7-9		NOON 12-2		PM 4-6		Off Peak Volumes	
All Classes	Volume	%	Volume	%	Volume	%	Volume	%
	784	21%	419	11%	543	15%	1971	53%

Street Name	Direction	Percentiles					
		15th	50th	Average	85th	95th	ADT
SW 49th St	North Bound	21	28	28	34	36	3717
SW 49th St	South Bound	20	27	27	33	35	3557

South Bound

Time	< 15	15 - 19	20 - 24	25 - 29	30 - 34	35 - 39	40 - 44	45 - 49	50 - 54	55 - 59	60 - 64	65 - 69	70 +	Total
00:00 AM	0	0	1	1	6	1	0	0	0	0	0	0	0	9
00:15	0	0	0	0	1	0	0	0	0	0	0	0	0	1
00:30	0	0	1	0	0	1	0	0	0	0	0	0	0	2
00:45	0	2	0	2	1	0	1	0	0	0	0	0	0	6
01:00	0	0	0	1	1	1	1	0	0	0	0	0	0	4
01:15	0	0	0	1	1	0	0	0	0	0	0	0	0	2
01:30	0	0	0	0	3	1	0	0	0	0	0	0	0	4
01:45	0	0	0	0	0	0	0	0	0	0	0	0	0	0
02:00	0	0	0	1	0	0	1	0	0	0	0	0	0	2
02:15	0	0	0	0	0	0	0	0	0	0	0	0	0	0
02:30	0	0	0	0	0	0	0	0	0	0	0	0	0	0
02:45	0	0	0	1	0	0	0	0	0	0	0	0	0	1
03:00	0	0	0	0	0	0	0	0	0	0	0	0	0	0
03:15	0	0	1	0	0	1	0	0	0	0	0	0	0	2
03:30	0	0	0	1	0	0	0	0	0	0	0	0	0	1
03:45	0	0	0	0	1	0	0	0	0	0	0	0	0	1
04:00	0	0	0	0	2	0	0	0	0	0	0	0	0	2
04:15	0	0	0	0	0	0	0	0	0	0	0	0	0	0
04:30	0	0	1	0	2	0	0	0	0	0	0	0	0	3
04:45	0	0	0	3	1	0	0	0	0	0	0	0	0	4
05:00	0	0	0	0	0	1	0	0	0	0	0	0	0	1
05:15	0	0	1	1	2	0	0	0	0	0	0	0	0	4
05:30	0	0	1	3	5	1	0	0	0	0	0	0	0	10
05:45	0	0	1	5	10	3	0	0	0	0	0	0	0	19
06:00	0	0	1	8	4	1	0	0	0	0	0	0	0	14
06:15	0	0	2	4	7	1	0	0	0	0	0	0	0	14
06:30	0	1	4	12	10	3	1	0	0	0	0	0	0	31
06:45	0	4	14	14	4	0	0	0	0	0	0	0	0	36
07:00	11	13	30	30	7	1	0	0	0	0	0	0	0	92
07:15	4	32	50	22	7	0	0	0	0	0	0	0	0	115
07:30	18	22	38	30	9	2	0	0	0	0	0	0	0	119
07:45	5	5	52	33	11	3	0	0	0	0	0	0	0	112
08:00	12	33	37	9	2	0	0	0	0	0	0	0	0	93
08:15	3	25	28	17	2	1	0	0	0	0	0	0	0	76
08:30	21	32	36	16	3	0	0	0	0	0	0	0	0	108
08:45	12	36	41	20	2	0	0	0	0	0	0	0	0	111
09:00	0	3	9	17	4	2	0	0	0	0	0	0	0	35
09:15	0	0	6	10	3	3	1	1	0	0	0	0	0	26
09:30	0	0	4	17	7	2	0	0	0	0	0	0	0	30
09:45	0	0	5	20	17	0	0	0	0	0	0	0	0	42
10:00	0	0	4	9	16	2	0	0	0	0	0	0	0	31
10:15	0	1	2	14	12	2	0	0	0	0	0	0	0	31
10:30	0	0	7	17	11	1	0	0	0	0	0	0	0	36
10:45	1	1	10	19	13	2	0	0	0	0	0	0	0	46
11:00	1	1	3	15	13	3	0	0	0	0	0	0	0	36
11:15	0	0	8	8	5	3	1	0	0	0	0	0	0	25
11:30	0	1	5	8	15	1	0	0	0	0	0	0	0	30
11:45	0	0	5	26	12	4	0	0	0	0	0	0	0	47
12:00 PM	0	1	5	27	14	4	0	0	0	0	0	0	0	51
12:15	1	0	4	12	25	5	1	0	0	0	0	0	0	48
12:30	0	0	1	16	17	4	1	0	0	0	0	0	0	39
12:45	2	0	6	20	4	3	0	0	0	0	0	0	0	35
13:00	0	0	4	14	16	3	1	0	0	0	0	0	0	38
13:15	1	1	7	19	8	3	0	0	0	0	0	0	0	39
13:30	0	1	6	12	8	3	0	0	0	0	0	0	0	30
13:45	0	1	4	24	15	2	0	0	0	0	0	0	0	46
14:00	0	11	36	40	15	0	0	0	0	0	0	0	0	102
14:15	0	2	17	27	11	0	0	0	0	0	0	0	0	57
14:30	1	3	15	28	7	2	0	0	0	0	0	0	0	56
14:45	8	13	21	18	6	0	0	0	0	0	0	0	0	66
15:00	1	10	17	21	7	4	1	0	0	0	0	0	0	61
15:15	1	17	32	36	7	0	0	0	0	0	0	0	0	93
15:30	30	13	13	0	0	0	0	0	0	0	0	0	0	56
15:45	2	14	19	16	6	1	0	0	0	0	0	0	0	58
16:00	0	0	12	31	15	6	0	0	0	0	0	0	0	64
16:15	2	2	13	19	24	5	0	0	0	0	0	0	0	64
16:30	0	0	7	28	22	4	0	0	0	0	0	0	0	61
16:45	0	3	7	29	17	1	0	0	0	0	0	0	0	57
17:00	0	0	3	36	24	9	2	0	0	0	0	0	0	74
17:15	0	0	6	28	34	3	2	0	0	0	0	0	0	73
17:30	2	1	12	38	26	0	0	0	0	0	0	0	0	79
17:45	2	1	8	33	17	3	0	0	0	0	0	0	0	64
18:00	1	0	11	40	21	4	1	0	0	0	0	0	0	78
18:15	1	1	5	33	34	9	2	0	0	0	0	0	0	85
18:30	1	0	7	36	23	8	0	0	0	0	0	0	0	75
18:45	0	1	4	23	29	3	0	0	0	0	0	0	0	60
19:00	0	0	5	16	14	4	0	0	0	0	0	0	0	39
19:15	0	0	5	21	12	4	0	0	0	0	0	0	0	42
19:30	0	0	5	14	6	1	1	0	0	0	0	0	0	27
19:45	0	0	5	15	10	0	2	0	0	0	0	0	0	32
20:00	0	0	2	14	13	1	0	0	0	0	0	0	0	30
20:15	0	0	3	11	10	4	0	0	0	0	0	0	0	28
20:30	0	2	5	14	9	2	1	0	0	0	0	0	0	33
20:45	0	0	1	14	8	3	0	0	0	0	0	0	0	26
21:00	0	0	2	11	10	3	0	0	0	0	0	0	0	26
21:15	4	4	3	7	9	1	0	0	0	0	0	0	0	28
21:30	0	0	5	7	10	0	0	0	0	0	0	0	0	22
21:45	0	0	2	6	11	0	1	0	0	0	0	0	0	10
22:00	0	0	2	9	5	2	1	0	0	0	0	0	0	19
22:15	0	0	3	5	2	2	1	0	0	0	0	0	0	13
22:30	0	0	2	9	4	1	0	0	0	0	0	0	0	16
22:45	0	0	3	4	0	1	0	0	0	0	0	0	0	8
23:00	0	0	0	4	5	0	0	0	0	0	0	0	0	9
23:15	1	1	3	2	1	1	1	0	0	0	0	0	0	10
23:30	0	0	0	4	0	0	0	0	0	0	0	0	0	4
23:45	1	0	3	3	3	2	0	0	0	0	0	0	0	12
<b>Totals</b>	<b>150</b>	<b>318</b>	<b>769</b>	<b>1309</b>	<b>818</b>	<b>167</b>	<b>25</b>							<b>3557</b>
<b>% of Totals</b>	<b>4%</b>	<b>9%</b>	<b>22%</b>	<b>37%</b>	<b>23%</b>	<b>5%</b>	<b>1%</b>							<b>100%</b>

AM Peak Hour	08:00	08:00	07:15	07:00	11:45	11:45	
Volume	48	126	171	113	68	17	
% AM	2%	6%	11%	12%	7%	1%	
PM Peak Hour	16:45	15:00	14:00	14:00	17:45	16:30	
Volume	40	54	89	141	107	94	
% PM	2%	3%	10%	25%	10%	3%	
Directional Peak Periods	AM 7-9		NOON 12-2		PM 4-6		Off Peak Volumes
All Classes	Volume	%	Volume	%	Volume	%	Volume
	826	23%	326	9%	536	15%	1869

Street Name	Direction	Percentiles					
		15th	50th	Average	85th	95th	ADT
SW 49th St	North Bound	21	28	28	34	36	3717
SW 49th St	South Bound	20	27	27	33	35	3557

Summary

Time	< 15	15 - 19	20 - 24	25 - 29	30 - 34	35 - 39	40 - 44	45 - 49	50 - 54	55 - 59	60 - 64	65 - 69	70 +	Total
00:00 AM	0	0	1	3	10	3	0	0	0	0	0	0	0	17
00:15	0	0	1	1	4	0	0	0	0	0	0	0	0	6
00:30	0	0	3	2	3	1	2	0	0	0	0	0	0	11
00:45	0	2	0	2	2	1	1	0	0	0	0	0	0	9
01:00	0	0	0	1	3	2	1	0	0	0	0	0	0	7
01:15	0	0	1	1	1	0	0	0	0	0	0	0	0	3
01:30	0	0	0	1	5	1	0	0	0	0	0	0	0	7
01:45	0	0	0	0	0	0	0	0	0	0	0	0	0	0
02:00	0	0	0	3	1	0	1	0	0	0	0	0	0	5
02:15	0	0	1	0	1	0	0	0	0	0	0	0	0	2
02:30	0	0	0	0	1	0	0	1	0	0	0	0	0	2
02:45	0	0	0	2	0	0	0	0	0	0	0	0	0	2
03:00	0	0	0	0	0	0	0	0	0	0	0	0	0	0
03:15	0	0	1	0	0	1	0	0	0	0	0	0	0	2
03:30	0	0	0	1	0	0	0	0	0	0	0	0	0	1
03:45	0	0	0	0	0	0	0	0	0	0	0	0	0	0
04:00	0	0	1	1	2	0	0	0	0	0	0	0	0	4
04:15	0	0	0	0	0	0	0	0	0	0	0	0	0	0
04:30	0	0	1	1	3	0	0	0	0	0	0	0	0	5
04:45	0	0	0	5	2	0	0	0	0	0	0	0	0	7
05:00	0	0	1	3	1	1	0	0	0	0	0	0	0	6
05:15	0	0	2	1	5	0	0	0	0	0	0	0	0	8
05:30	1	1	2	8	8	1	0	0	0	0	0	0	0	21
05:45	1	0	1	8	12	5	0	0	0	0	0	0	0	27
06:00	0	0	2	10	7	2	2	0	0	0	0	0	0	23
06:15	0	0	3	10	15	7	0	0	0	0	0	0	0	35
06:30	0	1	6	22	17	4	2	0	0	0	0	0	0	52
06:45	1	4	26	28	4	0	0	0	0	0	0	0	0	63
07:00	12	22	43	62	11	2	1	0	0	0	0	0	0	153
07:15	5	53	106	38	10	0	0	0	0	0	0	0	0	212
07:30	20	33	117	62	15	2	0	0	0	0	0	0	0	249
07:45	5	11	84	88	23	4	0	0	0	0	0	0	0	145
08:00	12	42	66	26	3	0	0	0	0	0	0	0	0	149
08:15	4	46	65	29	3	2	0	0	0	0	0	0	0	149
08:30	23	65	80	39	4	0	0	0	0	0	0	0	0	211
08:45	18	72	141	37	4	0	0	0	0	0	0	0	0	272
09:00	0	10	31	53	22	3	0	0	0	0	0	0	0	119
09:15	0	1	10	23	18	5	1	1	0	0	0	0	0	58
09:30	0	0	8	27	25	5	0	0	0	0	0	0	0	65
09:45	0	0	7	25	37	2	0	0	0	0	0	0	0	71
10:00	0	1	5	16	33	4	0	0	0	0	0	0	0	59
10:15	0	1	7	35	32	3	0	0	0	0	0	0	0	78
10:30	0	1	9	35	25	4	0	0	0	0	0	0	0	74
10:45	1	4	11	25	44	5	0	0	0	0	0	0	0	90
11:00	1	1	7	31	31	7	2	0	0	0	0	0	0	80
11:15	3	0	11	20	19	10	1	1	0	0	0	0	0	65
11:30	0	2	9	33	34	4	0	0	0	0	0	0	0	82
11:45	0	1	7	43	23	7	0	0	0	0	0	0	0	81
12:00 PM	1	3	9	52	34	7	2	0	0	0	0	0	0	108
12:15	1	0	4	33	45	8	2	0	0	0	0	0	0	93
12:30	1	0	3	35	41	9	3	1	0	0	0	0	0	93
12:45	2	0	14	33	18	8	0	0	0	0	0	0	0	75
13:00	0	0	7	33	42	4	1	0	0	0	0	0	0	87
13:15	1	1	16	51	23	5	0	0	0	0	0	0	0	97
13:30	2	2	13	35	22	7	1	0	0	0	0	0	0	81
13:45	0	2	10	47	44	7	1	0	0	0	0	0	0	111
14:00	1	11	43	66	35	3	1	0	0	0	0	0	0	160
14:15	0	2	17	40	30	1	0	0	0	0	0	0	0	90
14:30	1	6	21	49	19	6	0	0	0	0	0	0	0	102
14:45	9	45	59	41	12	0	0	0	0	0	0	0	0	166
15:00	1	14	27	38	13	5	1	0	0	0	0	0	0	99
15:15	1	18	35	55	9	0	0	0	0	0	0	0	0	118
15:30	38	78	61	10	0	0	0	0	0	0	0	0	0	187
15:45	9	45	68	36	12	1	0	0	0	0	0	0	0	171
16:00	0	1	25	61	29	9	0	0	0	0	0	0	0	125
16:15	3	8	33	45	44	8	1	0	0	0	0	0	0	142
16:30	0	0	14	52	53	13	0	0	0	0	0	0	0	132
16:45	0	4	10	45	55	4	4	0	0	0	0	0	0	122
17:00	0	0	8	66	53	15	2	0	0	0	0	0	0	144
17:15	0	0	14	50	64	9	3	0	0	0	0	0	0	140
17:30	2	1	14	60	70	5	1	0	0	0	0	0	0	153
17:45	2	2	10	57	39	9	1	0	0	0	0	0	0	121
18:00	1	0	15	61	50	8	2	0	0	0	0	0	0	137
18:15	1	2	9	57	67	11	2	0	0	0	0	0	0	149
18:30	1	1	8	56	37	15	0	0	0	0	0	0	0	118
18:45	0	3	6	42	56	6	0	0	0	0	0	0	0	113
19:00	0	2	9	25	37	5	1	0	0	0	0	0	0	79
19:15	0	1	10	30	25	9	0	0	0	0	0	0	0	75
19:30	1	0	7	31	26	12	1	0	0	0	0	0	0	78
19:45	3	0	10	31	37	4	2	0	0	0	0	0	0	87
20:00	0	0	4	33	33	6	0	0	0	0	0	0	0	76
20:15	0	0	8	28	36	10	0	1	0	0	0	0	0	83
20:30	0	2	9	28	40	3	1	0	0	0	0	0	0	63
20:45	0	0	6	24	21	5	2	0	0	0	0	0	0	58
21:00	0	0	3	44	29	3	0	0	0	0	0	0	0	79
21:15	4	4	5	11	19	5	0	0	0	0	0	0	0	48
21:30	0	0	5	13	14	3	2	0	0	0	0	0	0	37
21:45	0	0	3	13	12	5	2	0	0	0	0	0	0	35
22:00	0	0	4	15	9	3	1	0	0	0	0	0	0	32
22:15	1	0	4	9	6	4	1	0	0	0	0	0	0	25
22:30	1	0	2	18	8	2	1	0	0	0	0	0	0	32
22:45	0	0	5	9	4	0	2	0	0	0	0	0	0	20
23:00	0	0	1	7	11	2	1	1	0	0	0	0	0	23
23:15	1	1	4	10	3	1	1	0	0	0	0	0	0	21
23:30	0	1	0	7	2	2	0	0	0	0	0	0	0	12
23:45	1	0	4	5	5	3	1	0	0	0	0	0	0	19
<b>Totals</b>	<b>197</b>	<b>634</b>	<b>1553</b>	<b>2561</b>	<b>1896</b>	<b>367</b>	<b>60</b>	<b>6</b>						<b>7274</b>
<b>% of Totals</b>	<b>3%</b>	<b>9%</b>	<b>21%</b>	<b>35%</b>	<b>26%</b>	<b>5%</b>	<b>1%</b>	<b>0%</b>						<b>100%</b>

AM Volumes	08:00	08:00	08:00	08:00	08:00	08:00	08:00	08:00	08:00	08:00	08:00	08:00	08:00	08:00	08:00	08:00	08:00
% AM	1%	5%	12%	12%	7%	1%	0%	0%	0%	0%	0%	0%	0%	0%	0%	0%	0%
AM Peak Hour	08:00	08:00	07:15	07:00	11:45	11:45	11:45	01:45									07:00
Volume	57	225	372	269	143	31	1										829
PM Volumes	90	260	673	1697	1373	270	47	4	0	0	0	0	0	0	0	0	4436
% PM	1%	4%	9%	23%	19%	4%	1%	0%	0%	0%	0%	0%	0%	0%	0%	0%	61%
PM Peak Hour	15:30	14:45	15:00	17:30	16:45	17:45	16:45	12:00									15:30
Volume	50	155	191	235	242	41	10	1									625
<b>Directional Peak Periods</b>	<b>AM 7-9</b>				<b>NOON 12-2</b>				<b>PM 4-6</b>				<b>Off Peak Volumes</b>				
<b>All Classes</b>	Volume				Volume				Volume				Volume				
	1610				745				1079				3840				
	22%				10%				15%				53%				

Street Name	Direction	15th	50th	Average	85th	95th	ADT
SW 49th St	Summary	21	27	27	33	36	7274

# SPEED

SW 90th Ave Bet. SW 52nd St & SW 52nd Pl

Day: Tuesday  
Date: 5/16/2023

City: Cooper City  
Project #: FL23\_140259\_029n

## North Bound

Time	< 15	15 - 19	20 - 24	25 - 29	30 - 34	35 - 39	40 - 44	45 - 49	50 - 54	55 - 59	60 - 64	65 - 69	70 +	Total
00:00 AM	0	0	3	5	11	4	1	0	0	0	0	0	0	24
01:00	0	0	1	3	3	0	0	0	0	0	0	0	0	7
02:00	0	0	1	4	2	0	0	1	0	0	0	0	0	8
03:00	0	0	0	0	1	0	0	0	0	0	0	0	0	1
04:00	0	0	1	4	2	0	0	0	0	0	0	0	0	7
05:00	2	1	3	11	9	2	0	0	0	0	0	0	0	28
06:00	1	0	16	32	18	8	3	0	0	0	0	0	0	78
07:00	4	44	180	135	25	2	1	0	0	0	0	0	0	391
08:00	9	99	210	69	5	1	0	0	0	0	0	0	0	393
09:00	0	8	32	64	68	8	0	0	0	0	0	0	0	180
10:00	0	5	9	52	82	9	0	0	0	0	0	0	0	157
11:00	3	2	13	70	62	17	2	1	0	0	0	0	0	170
12:00 PM	2	2	14	78	78	16	5	1	0	0	0	0	0	196
13:00	2	2	24	97	84	12	2	0	0	0	0	0	0	223
14:00	2	35	51	83	57	8	1	0	0	0	0	0	0	237
15:00	15	101	110	66	14	1	0	0	0	0	0	0	0	307
16:00	1	8	44	96	103	18	5	0	0	0	0	0	0	275
17:00	0	1	17	98	125	23	3	1	0	0	0	0	0	268
18:00	0	4	11	84	103	16	1	0	0	0	0	0	0	219
19:00	4	3	16	51	83	21	1	0	0	0	0	0	0	179
20:00	0	0	16	60	70	14	2	1	0	0	0	0	0	163
21:00	0	0	4	50	44	11	4	0	0	0	0	0	0	113
22:00	2	0	5	24	16	4	2	0	0	0	0	0	0	53
23:00	0	1	3	16	12	5	2	1	0	0	0	0	0	40
<b>Totals</b>	<b>47</b>	<b>316</b>	<b>784</b>	<b>1252</b>	<b>1077</b>	<b>200</b>	<b>35</b>	<b>6</b>						<b>3717</b>
<b>% of Totals</b>	<b>1%</b>	<b>9%</b>	<b>21%</b>	<b>34%</b>	<b>29%</b>	<b>5%</b>	<b>1%</b>	<b>0%</b>						<b>100%</b>

<b>AM Volumes</b>	19	159	469	449	288	51	7	2	0	0	0	0	0	1444
<b>% AM</b>	1%	4%	13%	12%	8%	1%	0%	0%						39%
<b>AM Peak Hour</b>	08:00	08:00	08:00	07:00	10:00	11:00	06:00	02:00						08:00
<b>Volume</b>	9	99	210	135	82	17	3	1						393
<b>PM Volumes</b>	28	157	315	803	789	149	28	4	0	0	0	0	0	2273
<b>% PM</b>	1%	4%	8%	22%	21%	4%	1%	0%						61%
<b>PM Peak Hour</b>	15:00	15:00	15:00	17:00	17:00	17:00	12:00	12:00						15:00
<b>Volume</b>	15	101	110	98	125	23	5	1						307

Directional Peak Periods		AM 7-9		NOON 12-2		PM 4-6		Off Peak Volumes	
All Speeds		Volume	%	Volume	%	Volume	%	Volume	%
		784	↔ 21%	419	↔ 11%	543	↔ 15%	1971	↔ 53%

Street Name	Direction	Percentiles					ADT
		15th	50th	Average	85th	95th	
SW 49th St	North Bound	21	28	28	34	36	3717
SW 49th St	South Bound	20	27	27	33	35	3557



# SPEED

SW 90th Ave Bet. SW 52nd St & SW 52nd Pl

Day: Tuesday  
Date: 5/16/2023

City: Cooper City  
Project #: FL23\_140259\_029s

## South Bound

Time	< 15	15 - 19	20 - 24	25 - 29	30 - 34	35 - 39	40 - 44	45 - 49	50 - 54	55 - 59	60 - 64	65 - 69	70 +	Total
00:00 AM	0	2	2	3	8	1	2	0	0	0	0	0	0	18
01:00	0	0	1	2	5	2	0	0	0	0	0	0	0	10
02:00	0	0	0	2	0	0	1	0	0	0	0	0	0	3
03:00	0	0	1	1	1	1	0	0	0	0	0	0	0	4
04:00	0	0	1	3	5	0	0	0	0	0	0	0	0	9
05:00	0	0	3	9	17	5	0	0	0	0	0	0	0	34
06:00	0	5	21	38	25	5	1	0	0	0	0	0	0	95
07:00	38	75	170	115	34	6	0	0	0	0	0	0	0	438
08:00	48	126	142	62	9	1	0	0	0	0	0	0	0	388
09:00	0	3	24	64	34	7	1	0	0	0	0	0	0	133
10:00	1	2	23	59	52	7	0	0	0	0	0	0	0	144
11:00	1	2	21	57	45	11	1	0	0	0	0	0	0	138
12:00 PM	3	1	16	75	60	16	2	0	0	0	0	0	0	173
13:00	1	3	21	69	47	11	1	0	0	0	0	0	0	153
14:00	9	29	89	113	39	2	0	0	0	0	0	0	0	281
15:00	34	54	81	73	20	5	1	0	0	0	0	0	0	268
16:00	2	5	38	107	78	16	0	0	0	0	0	0	0	246
17:00	4	2	29	135	101	15	4	0	0	0	0	0	0	290
18:00	3	2	27	132	107	24	3	0	0	0	0	0	0	298
19:00	0	0	20	66	42	9	3	0	0	0	0	0	0	140
20:00	0	2	11	53	40	10	1	0	0	0	0	0	0	117
21:00	4	4	12	31	30	5	0	0	0	0	0	0	0	86
22:00	0	0	10	27	11	5	3	0	0	0	0	0	0	56
23:00	2	1	6	13	9	3	1	0	0	0	0	0	0	35
<b>Totals</b>	<b>150</b>	<b>318</b>	<b>769</b>	<b>1309</b>	<b>819</b>	<b>167</b>	<b>25</b>							<b>3557</b>
<b>% of Totals</b>	<b>4%</b>	<b>9%</b>	<b>22%</b>	<b>37%</b>	<b>23%</b>	<b>5%</b>	<b>1%</b>							<b>100%</b>

<b>AM Volumes</b>	88	215	409	415	235	46	6	0	0	0	0	0	0	1414
<b>% AM</b>	2%	6%	11%	12%	7%	1%	0%							40%
<b>AM Peak Hour</b>	08:00	08:00	07:00	07:00	10:00	11:00								07:00
<b>Volume</b>	48	126	170	115	52	11	2							438
<b>PM Volumes</b>	62	103	360	894	584	121	19	0	0	0	0	0	0	2143
<b>% PM</b>	2%	3%	10%	25%	16%	3%	1%							60%
<b>PM Peak Hour</b>	15:00	15:00	14:00	17:00	18:00	18:00	17:00							18:00
<b>Volume</b>	34	54	89	135	107	24	4							298

Directional Peak Periods All Speeds	AM 7-9		NOON 12-2		PM 4-6		Off Peak Volumes	
	Volume	%	Volume	%	Volume	%	Volume	%
	826	↔ 23%	326	↔ 9%	536	↔ 15%	1869	↔ 53%

Street Name	Direction	Percentiles					ADT
		15th	50th	Average	85th	95th	
SW 49th St	North Bound	21	28	28	34	36	3717
SW 49th St	South Bound	20	27	27	33	35	3557

**SPEED**

SW 90th Ave Bet. SW 52nd St &amp; SW 52nd Pl

Day: Tuesday  
Date: 5/16/2023City: Cooper City  
Project #: FL23\_140259\_029**Summary**

Time	< 15	15 - 19	20 - 24	25 - 29	30 - 34	35 - 39	40 - 44	45 - 49	50 - 54	55 - 59	60 - 64	65 - 69	70 +	Total
00:00 AM	0	2	5	8	19	5	3	0	0	0	0	0	0	42
01:00	0	0	2	5	8	2	0	0	0	0	0	0	0	17
02:00	0	0	1	6	2	0	1	1	0	0	0	0	0	11
03:00	0	0	1	1	2	1	0	0	0	0	0	0	0	5
04:00	0	0	2	7	7	0	0	0	0	0	0	0	0	16
05:00	2	1	6	20	26	7	0	0	0	0	0	0	0	62
06:00	1	5	37	70	43	13	4	0	0	0	0	0	0	173
07:00	42	119	350	250	59	8	1	0	0	0	0	0	0	829
08:00	57	225	352	131	14	2	0	0	0	0	0	0	0	781
09:00	0	11	56	128	102	15	1	0	0	0	0	0	0	313
10:00	1	7	32	111	134	16	0	0	0	0	0	0	0	301
11:00	4	4	34	127	107	28	3	1	0	0	0	0	0	308
12:00 PM	5	3	30	153	138	32	7	1	0	0	0	0	0	369
13:00	3	5	45	166	131	23	3	0	0	0	0	0	0	376
14:00	11	64	140	196	96	10	1	0	0	0	0	0	0	518
15:00	49	155	191	139	34	6	1	0	0	0	0	0	0	575
16:00	3	13	82	203	181	34	5	0	0	0	0	0	0	521
17:00	4	3	46	233	226	38	7	1	0	0	0	0	0	558
18:00	3	6	38	216	210	40	4	0	0	0	0	0	0	517
19:00	4	3	36	117	125	30	4	0	0	0	0	0	0	319
20:00	0	2	27	113	110	24	3	1	0	0	0	0	0	280
21:00	4	4	16	81	74	16	4	0	0	0	0	0	0	199
22:00	2	0	15	51	27	9	5	0	0	0	0	0	0	109
23:00	2	2	9	29	21	8	3	1	0	0	0	0	0	75
<b>Totals</b>	<b>197</b>	<b>634</b>	<b>1553</b>	<b>2561</b>	<b>1896</b>	<b>367</b>	<b>60</b>	<b>6</b>						<b>7274</b>
<b>% of Totals</b>	<b>3%</b>	<b>9%</b>	<b>21%</b>	<b>35%</b>	<b>26%</b>	<b>5%</b>	<b>1%</b>	<b>0%</b>						<b>100%</b>

<b>AM Volumes</b>	107	374	878	864	523	97	13	2	0	0	0	0	0	2858	
<b>% AM</b>	1%	5%	12%	12%	7%	1%	0%	0%						39%	
<b>AM Peak Hour</b>	08:00	08:00	08:00	07:00	10:00	11:00	06:00	02:00						07:00	
<b>Volume</b>	57	225	352	250	134	28	4	1						829	
<b>PM Volumes</b>	90	260	675	1697	1373	270	47	4	0	0	0	0	0	4416	
<b>% PM</b>	1%	4%	9%	23%	19%	4%	1%	0%						61%	
<b>PM Peak Hour</b>	15:00	15:00	15:00	17:00	17:00	18:00	12:00	12:00						15:00	
<b>Volume</b>	49	155	191	233	226	40	7	1						575	
<b>Directional Peak Periods</b>			<b>AM 7-9</b>				<b>NOON 12-2</b>			<b>PM 4-6</b>			<b>Off Peak Volumes</b>		
<b>All Speeds</b>			Volume	↔	%	Volume	↔	%	Volume	↔	%	Volume	↔	%	
			1610		22%	745		10%	1079		15%	3840		53%	

Street Name	Direction	Percentiles					ADT
		15th	50th	Average	85th	95th	
SW 49th St	Summary	21	27	27	33	36	7274

**VOLUME**

SW 90th Ave Bet. SW 52nd St & SW 52nd Pl

Day: Tuesday  
Date: 5/16/2023

City: Cooper City  
Project #: FL23\_140259\_029

DAILY TOTALS										NB		SB		EB		WB		TOTAL	
										3,717		3,557		0		0		7,274	
AM Period	NB	SB	EB	WB	TOTAL	PM Period	NB	SB	EB	WB	TOTAL								
00:00	8	9	0	0	17	12:00	57	51	0	0	108								
00:15	5	1	0	0	6	12:15	45	48	0	0	93								
00:30	9	2	0	0	11	12:30	54	39	0	0	93								
00:45	2	24	6	18	8	12:45	40	196	35	173	75								
01:00	3	4	0	0	7	13:00	49	38	0	0	87								
01:15	1	2	0	0	3	13:15	58	39	0	0	97								
01:30	3	4	0	0	7	13:30	51	30	0	0	81								
01:45	0	7	0	10	0	13:45	65	223	46	153	111								
02:00	3	2	0	0	5	14:00	58	102	0	0	160								
02:15	2	0	0	0	2	14:15	33	57	0	0	90								
02:30	2	0	0	0	2	14:30	46	56	0	0	102								
02:45	1	8	1	3	2	14:45	100	237	66	281	166								
03:00	0	0	0	0	0	15:00	38	61	0	0	99								
03:15	0	2	0	0	2	15:15	25	93	0	0	118								
03:30	0	1	0	0	1	15:30	131	56	0	0	187								
03:45	1	1	1	4	2	15:45	113	307	0	0	171								
04:00	2	2	0	0	4	16:00	61	64	0	0	125								
04:15	0	0	0	0	0	16:15	78	64	0	0	142								
04:30	2	3	0	0	5	16:30	71	61	0	0	132								
04:45	3	7	4	9	7	16:45	65	275	57	246	122								
05:00	5	1	0	0	6	17:00	70	74	0	0	144								
05:15	4	4	0	0	8	17:15	67	73	0	0	140								
05:30	11	10	0	0	21	17:30	74	79	0	0	153								
05:45	8	28	19	34	27	17:45	57	268	64	290	121								
06:00	9	14	0	0	23	18:00	59	78	0	0	137								
06:15	21	14	0	0	35	18:15	64	85	0	0	149								
06:30	21	31	0	0	52	18:30	43	75	0	0	118								
06:45	27	78	36	95	63	18:45	53	219	60	298	113								
07:00	61	92	0	0	153	19:00	40	39	0	0	79								
07:15	97	115	0	0	212	19:15	33	42	0	0	75								
07:30	130	119	0	0	249	19:30	51	27	0	0	78								
07:45	103	391	112	438	215	19:45	55	179	32	140	87								
08:00	56	93	0	0	149	20:00	46	30	0	0	76								
08:15	73	76	0	0	149	20:15	55	28	0	0	83								
08:30	103	108	0	0	211	20:30	30	33	0	0	63								
08:45	161	393	111	388	272	20:45	32	163	26	117	58								
09:00	84	35	0	0	119	21:00	53	26	0	0	79								
09:15	32	26	0	0	58	21:15	20	28	0	0	48								
09:30	35	30	0	0	65	21:30	15	22	0	0	37								
09:45	29	180	42	133	71	21:45	25	113	10	86	35								
10:00	28	31	0	0	59	22:00	13	19	0	0	32								
10:15	47	31	0	0	78	22:15	12	13	0	0	25								
10:30	38	36	0	0	74	22:30	16	16	0	0	32								
10:45	44	157	46	144	90	22:45	12	53	8	56	20								
11:00	44	36	0	0	80	23:00	14	9	0	0	23								
11:15	40	25	0	0	65	23:15	11	10	0	0	21								
11:30	52	30	0	0	82	23:30	8	4	0	0	12								
11:45	34	170	47	138	81	23:45	7	40	12	35	19								
TOTALS	1444	1414			2858	TOTALS	2273	2143			4416								
SPLIT %	50.5%	49.5%			39.3%	SPLIT %	51.5%	48.5%			60.7%								
<b>DAILY TOTALS</b>										NB		SB		EB		WB		Total	
										3,717		3,557		0		0		7,274	
AM Peak Hour	08:15	07:15			07:00	PM Peak Hour	15:30	17:30			15:30								
AM Pk Volume	421	439			829	PM Pk Volume	383	306			625								
PK Hr Factor	0.654	0.922			0.832	PK Hr Factor	0.731	0.900			0.836								
7 - 9 Volume	784	826	0	0	1610	4 - 6 Volume	543	536	0	0	1079								
7 - 9 Peak Hour	08:00	07:15			07:00	4 - 6 Peak Hour	16:15	17:00			16:45								
7 - 9 Pk Volume	393	439	0	0	829	4 - 6 Pk Volume	284	290	0	0	559								
PK Hr Factor	0.610	0.922	0.909	0.909	0.832	PK Hr Factor	0.910	0.918	0.909	0.909	0.913								





Time	< 15	15 - 19	20 - 24	25 - 29	30 - 34	35 - 39	40 - 44	45 - 49	50 - 54	55 - 59	60 - 64	65 - 69	70 +	Total
00:00 AM	0	0	0	0	2	0	0	0	0	0	0	0	0	2
00:15	0	1	1	1	1	1	1	1	0	0	0	0	0	4
00:30	0	0	0	0	0	2	0	0	0	0	0	0	0	2
00:45	0	0	0	0	0	1	0	0	0	0	0	0	0	1
01:00	0	0	0	0	4	0	0	0	0	0	0	0	0	4
01:15	0	0	0	0	0	0	1	0	0	0	0	0	0	1
01:30	0	0	1	0	0	0	0	0	0	0	0	0	0	1
01:45	0	0	1	0	0	0	0	0	0	0	0	0	0	1
02:00	0	0	1	0	2	0	0	0	0	0	0	0	0	3
02:15	0	0	0	1	0	0	0	0	0	0	0	0	0	1
02:30	0	0	0	0	0	0	0	0	0	0	0	0	0	0
02:45	0	0	0	1	0	0	0	0	0	0	0	0	0	1
03:00	0	0	0	0	0	0	0	0	0	0	0	0	0	0
03:15	0	0	0	0	0	0	0	0	0	0	0	0	0	0
03:30	0	0	0	0	1	0	1	0	0	0	0	0	0	2
03:45	0	0	0	0	0	0	0	0	0	0	0	0	0	0
04:00	0	0	0	0	0	0	0	0	0	0	0	0	0	0
04:15	0	0	0	1	0	0	0	0	0	0	0	0	0	1
04:30	0	0	1	0	0	0	0	0	0	0	0	0	0	1
04:45	0	0	1	1	2	0	0	0	0	0	0	0	0	4
05:00	0	0	0	2	0	0	0	0	0	0	0	0	0	2
05:15	0	0	0	3	0	1	0	0	0	0	0	0	0	4
05:30	0	0	1	4	4	0	0	0	0	0	0	0	0	9
05:45	0	0	4	5	3	1	0	0	0	0	0	0	0	13
06:00	0	0	0	12	10	0	0	0	0	0	0	0	0	22
06:15	0	0	2	10	4	2	0	0	0	0	0	0	0	18
06:30	0	2	3	16	3	3	0	0	0	0	0	0	0	21
06:45	0	6	13	10	4	3	0	0	0	0	0	0	0	36
07:00	2	26	41	22	2	1	0	0	0	0	0	0	0	94
07:15	10	47	40	17	3	2	0	0	0	0	0	0	0	119
07:30	4	48	40	24	2	0	0	0	0	0	0	0	0	118
07:45	5	25	56	35	7	0	0	0	0	0	0	0	0	128
08:00	10	39	24	11	2	0	0	0	0	0	0	0	0	86
08:15	12	24	33	12	1	0	0	0	0	0	0	0	0	82
08:30	25	31	41	13	3	0	0	0	0	0	0	0	0	113
08:45	15	20	38	14	0	0	0	0	0	0	0	0	0	87
09:00	0	1	6	23	8	2	0	0	0	0	0	0	0	40
09:15	1	1	2	17	5	1	0	0	0	0	0	0	0	27
09:30	0	0	13	13	12	3	0	0	0	0	0	0	0	41
09:45	0	0	0	17	7	3	1	0	0	0	0	0	0	28
10:00	0	2	2	19	9	3	0	0	0	0	0	0	0	35
10:15	0	0	4	14	9	1	0	0	0	0	0	0	0	28
10:30	1	0	8	12	10	2	0	0	0	0	0	0	0	33
10:45	0	3	4	21	11	2	1	0	0	0	0	0	0	42
11:00	0	1	4	11	15	2	0	1	0	0	0	0	0	34
11:15	0	0	5	21	9	1	0	0	0	0	0	0	0	36
11:30	0	0	3	12	13	0	0	0	0	0	0	0	0	28
11:45	0	1	3	17	9	4	1	0	0	0	0	0	0	33
12:00 PM	1	2	8	24	8	0	0	0	0	0	0	0	0	44
12:15	1	1	8	15	19	6	0	0	0	0	0	0	0	50
12:30	0	1	6	20	6	1	0	0	0	0	0	0	0	34
12:45	0	4	11	15	10	0	0	0	0	0	0	0	0	40
13:00	0	0	4	21	12	5	0	0	0	0	0	0	0	42
13:15	2	1	1	15	15	7	0	0	0	0	0	0	0	41
13:30	1	0	6	18	15	3	0	0	0	0	0	0	0	43
13:45	0	1	4	14	15	3	1	0	0	0	0	0	0	38
14:00	11	19	33	35	6	2	0	0	0	0	0	0	0	106
14:15	0	2	20	21	8	1	0	0	0	0	0	0	0	52
14:30	1	10	15	17	8	6	0	0	0	0	0	0	0	57
14:45	9	18	34	29	4	0	0	0	0	0	0	0	0	94
15:00	2	16	24	17	8	0	0	0	0	0	0	0	0	67
15:15	11	12	24	14	0	0	0	0	0	0	0	0	0	61
15:30	40	10	2	2	1	0	0	0	0	0	0	0	0	55
15:45	0	15	13	17	4	1	0	0	0	0	0	0	0	50
16:00	0	0	8	35	16	2	0	0	0	0	0	0	0	61
16:15	0	0	26	24	16	4	0	0	0	0	0	0	0	64
16:30	2	2	17	36	16	0	0	0	0	0	0	0	0	73
16:45	0	0	10	34	23	1	1	0	0	0	0	0	0	69
17:00	0	2	8	33	29	9	0	0	0	0	0	0	0	81
17:15	0	3	18	27	21	8	2	0	0	0	0	0	0	79
17:30	0	1	3	33	32	7	0	0	0	0	0	0	0	76
17:45	0	0	12	58	19	7	1	0	0	0	0	0	0	97
18:00	0	0	5	33	34	4	1	0	0	0	0	0	0	77
18:15	0	2	10	45	27	7	0	0	0	0	0	0	0	91
18:30	0	1	4	20	29	3	1	0	0	0	0	0	0	58
18:45	2	1	2	18	26	2	1	0	0	0	0	0	0	52
19:00	0	4	6	27	11	3	0	0	0	0	0	0	0	51
19:15	0	2	10	18	17	4	1	0	0	0	0	0	0	52
19:30	0	1	8	22	13	0	0	0	0	0	0	0	0	44
19:45	0	1	6	17	12	2	1	0	0	0	0	0	0	39
20:00	3	1	5	20	11	3	0	0	0	0	0	0	0	43
20:15	0	0	11	15	14	2	0	0	0	0	0	0	0	42
20:30	2	2	3	21	9	3	0	0	0	0	0	0	0	40
20:45	0	2	0	14	11	4	0	0	0	0	0	0	0	31
21:00	0	2	2	12	7	1	0	0	0	0	0	0	0	24
21:15	1	4	5	7	4	1	0	0	0	0	0	0	0	22
21:30	0	0	2	17	8	2	0	0	0	0	0	0	0	29
21:45	0	1	3	7	7	2	0	0	0	0	0	0	0	18
22:00	1	0	3	10	4	1	1	0	0	0	0	0	0	20
22:15	0	1	3	2	4	2	1	0	0	0	0	0	0	13
22:30	0	0	2	3	2	0	1	0	0	0	0	0	0	8
22:45	0	0	1	5	7	1	1	0	0	0	0	0	0	15
23:00	0	0	0	5	5	1	0	0	0	0	0	0	0	11
23:15	0	0	0	5	3	3	0	0	0	0	0	0	0	13
23:30	0	0	0	4	4	0	0	0	0	0	0	0	0	8
23:45	0	0	0	2	1	0	0	0	0	0	0	0	0	4
<b>Totals</b>	<b>178</b>	<b>422</b>	<b>790</b>	<b>1334</b>	<b>755</b>	<b>166</b>	<b>21</b>	<b>2</b>						<b>3665</b>
<b>% of Totals</b>	<b>5%</b>	<b>12%</b>	<b>22%</b>	<b>36%</b>	<b>21%</b>	<b>5%</b>	<b>1%</b>	<b>0%</b>						<b>100%</b>

Directional Peak Periods	AM 7-9	NOON 12-2	PM 4-6	Off Peak Volumes
All Classes	Volume 827	Volume 332	Volume 600	Volume 1906
	% 23%	% 9%	% 16%	% 52%

Street Name	Direction	Percentiles					
		15th	50th	Average	85th	95th	ADT
SW 49th St	North Bound	21	28	27	33	36	3832
SW 49th St	South Bound	19	27	26	33	35	3665

Summary

Time	< 15	15 - 19	20 - 24	25 - 29	30 - 34	35 - 39	40 - 44	45 - 49	50 - 54	55 - 59	60 - 64	65 - 69	70 +	Total
00:00 AM	0	0	0	1	2	0	0	0	0	0	0	0	0	3
00:15	0	0	1	2	1	1	1	0	0	0	0	0	0	6
00:30	0	0	0	0	2	2	0	0	0	0	0	0	0	4
00:45	0	0	1	1	1	1	0	0	0	0	0	0	0	4
01:00	0	0	0	1	6	1	0	0	0	0	0	0	0	7
01:15	0	0	0	2	0	0	1	0	0	0	0	0	0	3
01:30	0	0	1	1	1	1	0	0	0	0	0	0	0	3
01:45	0	0	1	0	0	0	0	0	0	0	0	0	0	1
02:00	0	0	1	1	3	1	0	0	0	0	0	0	0	6
02:15	0	0	0	1	0	0	0	0	0	0	0	0	0	1
02:30	0	0	0	0	0	1	0	0	0	0	0	0	0	1
02:45	0	0	0	1	0	0	0	0	0	0	0	0	0	1
03:00	0	0	0	0	0	0	0	0	0	0	0	0	0	0
03:15	0	0	0	0	0	0	0	0	0	0	0	0	0	0
03:30	0	0	0	0	1	1	1	0	0	0	0	0	0	3
03:45	0	0	0	0	1	1	0	0	0	0	0	0	0	3
04:00	0	0	0	0	2	0	0	0	0	0	0	0	0	2
04:15	0	0	0	1	0	0	0	0	0	0	0	0	0	1
04:30	0	0	1	0	1	0	0	0	0	0	0	0	0	2
04:45	0	0	2	2	2	2	0	0	0	0	0	0	0	6
05:00	0	0	0	5	1	1	0	0	0	0	0	0	0	7
05:15	0	1	0	4	2	0	0	0	0	0	0	0	0	7
05:30	0	1	1	8	5	0	0	0	0	0	0	0	0	15
05:45	0	0	2	10	9	3	3	0	0	0	0	0	0	27
06:00	1	0	1	20	15	0	1	0	0	0	0	0	0	38
06:15	0	1	3	17	11	7	0	0	0	0	0	0	0	39
06:30	0	5	3	16	11	5	0	0	0	0	0	0	0	40
06:45	0	8	16	23	10	4	0	0	0	0	0	0	0	61
07:00	2	34	65	36	4	2	0	0	0	0	0	0	0	143
07:15	10	72	81	45	5	2	0	0	0	0	0	0	0	215
07:30	4	97	97	43	2	0	0	0	0	0	0	0	0	243
07:45	5	37	84	86	15	3	0	0	0	0	0	0	0	230
08:00	10	54	56	31	9	0	0	0	0	0	0	0	0	160
08:15	12	41	61	26	2	0	0	0	0	0	0	0	0	142
08:30	27	73	96	30	4	0	0	0	0	0	0	0	0	230
08:45	15	67	109	39	0	0	0	0	0	0	0	0	0	230
09:00	0	12	14	44	18	3	2	0	0	0	0	0	0	99
09:15	1	1	4	29	23	6	0	0	0	0	0	0	0	64
09:30	0	0	15	19	28	3	1	0	0	0	0	0	0	66
09:45	0	0	4	27	13	4	2	0	0	0	0	0	0	50
10:00	0	2	4	33	19	6	1	0	0	0	0	0	0	65
10:15	1	1	4	22	23	3	0	0	0	0	0	0	0	54
10:30	1	1	10	32	23	5	0	0	0	0	0	0	0	72
10:45	0	3	7	40	31	8	1	0	0	0	0	0	0	90
11:00	0	2	8	16	38	7	0	1	0	0	0	0	0	72
11:15	0	0	10	32	21	5	0	1	0	0	0	0	0	69
11:30	0	2	8	27	31	2	0	0	0	0	0	0	0	70
11:45	0	1	3	35	20	7	1	0	0	0	0	0	0	67
12:00 PM	1	6	17	45	32	7	0	0	0	0	0	0	0	103
12:15	1	2	12	38	32	6	0	0	0	0	0	0	0	91
12:30	0	1	10	35	15	3	1	0	0	0	0	0	0	65
12:45	0	4	14	45	31	4	0	0	0	0	0	0	0	98
13:00	0	0	7	56	28	9	1	0	0	0	0	0	0	101
13:15	2	2	4	37	39	10	0	0	0	0	0	0	0	94
13:30	1	0	9	44	37	9	0	0	0	0	0	0	0	100
13:45	0	1	19	67	35	5	1	1	0	0	0	0	0	129
14:00	11	19	48	60	22	7	0	1	0	0	0	0	0	168
14:15	0	2	23	38	21	5	0	0	0	0	0	0	0	89
14:30	1	11	19	41	21	9	2	0	0	0	0	0	0	104
14:45	11	45	74	57	6	1	0	0	0	0	0	0	0	194
15:00	2	25	53	38	16	0	0	0	0	0	0	0	0	132
15:15	12	24	45	29	7	0	0	0	0	0	0	0	0	117
15:30	102	58	21	9	3	1	0	0	0	0	0	0	0	194
15:45	0	41	81	63	7	1	0	0	0	0	0	0	0	193
16:00	0	1	15	57	37	5	1	0	0	0	0	0	0	116
16:15	1	2	27	54	42	6	0	0	0	0	0	0	0	134
16:30	2	5	21	72	41	4	0	0	0	0	0	0	0	145
16:45	0	2	21	60	50	9	1	1	0	0	0	0	0	144
17:00	1	2	18	65	52	14	0	0	0	0	0	0	0	152
17:15	1	3	22	48	53	9	3	0	0	0	0	0	0	139
17:30	0	2	3	51	73	18	1	0	0	0	0	0	0	148
17:45	0	1	13	86	46	13	1	0	0	0	0	0	0	160
18:00	0	0	8	62	64	9	1	0	0	0	0	0	0	144
18:15	0	2	16	77	73	10	1	0	0	0	0	0	0	179
18:30	0	1	4	39	55	7	2	0	0	0	0	0	0	108
18:45	2	1	7	33	44	5	1	0	0	0	0	0	0	93
19:00	0	4	7	43	37	9	0	0	0	0	0	0	0	100
19:15	0	2	21	56	46	7	1	0	0	0	0	0	0	133
19:30	1	2	12	37	35	4	2	0	0	0	0	0	0	93
19:45	0	3	16	28	24	8	3	0	0	0	0	0	0	82
20:00	3	2	7	39	36	4	0	0	0	0	0	0	0	91
20:15	0	2	11	37	50	11	1	0	0	0	0	0	0	112
20:30	2	2	9	45	23	7	0	0	0	0	0	0	0	86
20:45	0	3	2	34	22	9	0	0	0	0	0	0	0	70
21:00	0	2	3	21	22	4	0	0	0	0	0	0	0	52
21:15	2	5	7	17	11	3	1	0	0	0	0	0	0	46
21:30	0	0	3	26	17	6	0	0	0	0	0	0	0	52
21:45	0	1	2	11	15	5	1	0	0	0	0	0	0	35
22:00	1	0	5	20	9	3	1	0	0	0	0	0	0	39
22:15	0	1	7	7	8	4	1	1	0	0	0	0	0	29
22:30	0	0	3	4	9	1	2	0	0	0	0	0	0	19
22:45	0	0	1	8	9	1	3	0	0	0	0	0	0	22
23:00	0	0	2	11	12	2	0	0	0	0	0	0	0	27
23:15	0	0	6	9	9	4	0	0	0	0	0	0	0	28
23:30	1	0	0	8	10	2	1	0	0	0	0	0	0	22
23:45	0	0	0	4	3	2	0	1	0	0	0	0	0	10
<b>Totals</b>	<b>250</b>	<b>808</b>	<b>1526</b>	<b>2686</b>	<b>1758</b>	<b>373</b>	<b>48</b>	<b>7</b>						<b>7497</b>
<b>% of Totals</b>	<b>3%</b>	<b>11%</b>	<b>20%</b>	<b>36%</b>	<b>24%</b>	<b>5%</b>	<b>1%</b>	<b>0%</b>						<b>100%</b>

AM Peak Hour	08:00	07:15	07:00	07:00	10:45	10:30	09:00	10:30						
Volume	64	260	321	210	121	25	5	12	5					843
PM Peak Hour	16:45	14:45	15:00	17:30	17:00	17:00	22:00	13:15						1446
Volume	127	152	198	276	256	54	7	2						637
<b>Directional Peak Periods</b>	<b>AM 7-9</b>				<b>NOON 12-2</b>				<b>PM 4-6</b>				<b>Off Peak Volumes</b>	
<b>All Classes</b>	Volume 1593				Volume 781				Volume 1136				Volume 3987	
	21%				10%				15%				53%	

Street Name	Direction	15th	50th	Average	85th	95th	ADT
SW 49th St	Summary	20	27	27	33	36	7497

# SPEED

SW 90th Ave Bet. SW 52nd St & SW 52nd Pl

Day: Wednesday

Date: 5/17/2023

City: Cooper City

Project #: FL23\_140259\_029n

## North Bound

Time	< 15	15 - 19	20 - 24	25 - 29	30 - 34	35 - 39	40 - 44	45 - 49	50 - 54	55 - 59	60 - 64	65 - 69	70 +	Total
00:00 AM	0	0	1	3	4	0	0	0	0	0	0	0	0	8
01:00	0	0	0	4	2	1	0	0	0	0	0	0	0	7
02:00	0	0	0	1	1	2	0	0	0	0	0	0	0	4
03:00	0	0	0	1	1	1	0	0	0	0	0	0	0	3
04:00	0	0	1	1	3	0	0	0	0	0	0	0	0	5
05:00	0	2	2	14	6	2	2	0	0	0	0	0	0	28
06:00	1	6	5	34	26	8	1	0	0	0	0	0	0	81
07:00	0	94	150	112	12	4	0	0	0	0	0	0	0	372
08:00	2	121	186	76	9	0	0	0	0	0	0	0	0	394
09:00	0	11	16	49	50	7	4	0	0	0	0	0	0	137
10:00	1	2	7	61	57	14	1	0	0	0	0	0	0	143
11:00	0	3	16	49	64	14	0	1	0	0	0	0	0	147
12:00 PM	0	5	19	89	67	8	1	0	0	0	0	0	0	189
13:00	0	1	24	136	82	15	1	1	0	0	0	0	0	260
14:00	2	28	62	94	44	13	2	1	0	0	0	0	0	246
15:00	63	95	135	89	20	1	0	0	0	0	0	0	0	403
16:00	1	8	29	114	99	17	1	1	0	0	0	0	0	270
17:00	2	2	15	99	123	23	2	0	0	0	0	0	0	266
18:00	0	0	14	95	120	15	2	0	0	0	0	0	0	246
19:00	1	3	26	80	89	19	4	0	0	0	0	0	0	222
20:00	0	4	10	84	86	20	1	0	0	0	0	0	0	205
21:00	1	1	5	32	39	12	2	0	0	0	0	0	0	92
22:00	0	0	7	19	18	5	3	1	0	0	0	0	0	53
23:00	1	0	6	16	21	6	1	0	0	0	0	0	0	51
<b>Totals</b>	<b>75</b>	<b>386</b>	<b>736</b>	<b>1352</b>	<b>1043</b>	<b>207</b>	<b>28</b>	<b>5</b>						<b>3832</b>
<b>% of Totals</b>	<b>2%</b>	<b>10%</b>	<b>19%</b>	<b>35%</b>	<b>27%</b>	<b>5%</b>	<b>1%</b>	<b>0%</b>						<b>100%</b>

<b>AM Volumes</b>	4	239	384	405	235	53	8	1	0	0	0	0	0	1329
<b>% AM</b>	0%	6%	10%	11%	6%	1%	0%	0%						35%
<b>AM Peak Hour</b>	08:00	08:00	08:00	07:00	11:00	10:00	09:00	11:00						08:00
<b>Volume</b>	2	121	186	112	64	14	4	1						394
<b>PM Volumes</b>	71	147	352	947	808	154	20	4	0	0	0	0	0	2503
<b>% PM</b>	2%	4%	9%	25%	21%	4%	1%	0%						65%
<b>PM Peak Hour</b>	15:00	15:00	15:00	13:00	17:00	17:00	19:00	13:00						15:00
<b>Volume</b>	63	95	135	136	123	23	4	1						403

Directional Peak Periods All Speeds	AM 7-9		NOON 12-2		PM 4-6		Off Peak Volumes	
	Volume	%	Volume	%	Volume	%	Volume	%
	766	↔ 20%	449	↔ 12%	536	↔ 14%	2081	↔ 54%

Street Name	Direction	Percentiles					ADT
		15th	50th	Average	85th	95th	
SW 49th St	North Bound	21	28	27	33	36	3832
SW 49th St	South Bound	19	27	26	33	35	3665



# SPEED

SW 90th Ave Bet. SW 52nd St & SW 52nd Pl

Day: Wednesday

Date: 5/17/2023

City: Cooper City

Project #: FL23\_140259\_029s

## South Bound

Time	< 15	15 - 19	20 - 24	25 - 29	30 - 34	35 - 39	40 - 44	45 - 49	50 - 54	55 - 59	60 - 64	65 - 69	70 +	Total
00:00 AM	0	0	1	1	2	4	1	0	0	0	0	0	0	9
01:00	0	0	1	5	0	0	1	0	0	0	0	0	0	7
02:00	0	0	1	2	2	0	0	0	0	0	0	0	0	5
03:00	0	0	0	0	1	0	1	0	0	0	0	0	0	2
04:00	0	0	2	2	2	0	0	0	0	0	0	0	0	6
05:00	0	0	1	13	9	4	1	0	0	0	0	0	0	28
06:00	0	8	18	42	21	8	0	0	0	0	0	0	0	97
07:00	21	146	177	98	14	3	0	0	0	0	0	0	0	459
08:00	62	114	136	50	6	0	0	0	0	0	0	0	0	368
09:00	1	2	21	70	32	9	1	0	0	0	0	0	0	136
10:00	1	5	18	66	39	8	1	0	0	0	0	0	0	138
11:00	0	2	13	61	46	7	1	1	0	0	0	0	0	131
12:00 PM	2	8	34	74	43	7	0	0	0	0	0	0	0	168
13:00	3	2	15	68	57	18	1	0	0	0	0	0	0	164
14:00	21	49	102	102	26	9	0	0	0	0	0	0	0	309
15:00	53	53	63	50	13	1	0	0	0	0	0	0	0	233
16:00	2	2	55	129	71	7	1	0	0	0	0	0	0	267
17:00	0	6	41	151	101	31	3	0	0	0	0	0	0	333
18:00	2	4	21	116	116	16	3	0	0	0	0	0	0	278
19:00	0	8	30	84	53	9	2	0	0	0	0	0	0	186
20:00	5	5	19	71	45	11	0	0	0	0	0	0	0	156
21:00	1	7	10	43	26	6	0	0	0	0	0	0	0	93
22:00	1	1	9	20	17	4	4	0	0	0	0	0	0	56
23:00	0	0	2	16	13	4	0	1	0	0	0	0	0	36
<b>Totals</b>	<b>175</b>	<b>422</b>	<b>790</b>	<b>1334</b>	<b>755</b>	<b>166</b>	<b>21</b>	<b>2</b>						<b>3665</b>
<b>% of Totals</b>	<b>5%</b>	<b>12%</b>	<b>22%</b>	<b>36%</b>	<b>21%</b>	<b>5%</b>	<b>1%</b>	<b>0%</b>						<b>100%</b>

<b>AM Volumes</b>	85	277	389	410	174	43	7	1	0	0	0	0	0	1386
<b>% AM</b>	2%	8%	11%	11%	5%	1%	0%	0%						38%
<b>AM Peak Hour</b>	08:00	07:00	07:00	07:00	11:00	09:00		11:00						07:00
<b>Volume</b>	62	146	177	98	46	9	1	1						459
<b>PM Volumes</b>	90	145	401	924	581	123	14	1	0	0	0	0	0	2279
<b>% PM</b>	2%	4%	11%	25%	16%	3%	0%	0%						62%
<b>PM Peak Hour</b>	15:00	15:00	14:00	17:00	18:00	17:00	22:00	23:00						17:00
<b>Volume</b>	53	53	102	151	116	31	4	1						333

Directional Peak Periods All Speeds	AM 7-9		NOON 12-2		PM 4-6		Off Peak Volumes	
	Volume	%	Volume	%	Volume	%	Volume	%
	827	↔ 23%	332	↔ 9%	600	↔ 16%	1906	↔ 52%

Street Name	Direction	Percentiles					
		15th	50th	Average	85th	95th	ADT
SW 49th St	North Bound	21	28	27	33	36	3832
SW 49th St	South Bound	19	27	26	33	35	3665

# SPEED

SW 90th Ave Bet. SW 52nd St & SW 52nd Pl

Day: Wednesday

Date: 5/17/2023

City: Cooper City

Project #: FL23\_140259\_029

## Summary

Time	< 15	15 - 19	20 - 24	25 - 29	30 - 34	35 - 39	40 - 44	45 - 49	50 - 54	55 - 59	60 - 64	65 - 69	70 +	Total
00:00 AM	0	0	2	4	6	4	1	0	0	0	0	0	0	17
01:00	0	0	1	9	2	1	1	0	0	0	0	0	0	14
02:00	0	0	1	3	3	2	0	0	0	0	0	0	0	9
03:00	0	0	0	1	2	1	1	0	0	0	0	0	0	5
04:00	0	0	3	3	5	0	0	0	0	0	0	0	0	11
05:00	0	2	3	27	15	6	3	0	0	0	0	0	0	56
06:00	1	14	23	76	47	16	1	0	0	0	0	0	0	178
07:00	21	240	327	210	26	7	0	0	0	0	0	0	0	831
08:00	64	235	322	126	15	0	0	0	0	0	0	0	0	762
09:00	1	13	37	119	82	16	5	0	0	0	0	0	0	273
10:00	2	7	25	127	96	22	2	0	0	0	0	0	0	281
11:00	0	5	29	110	110	21	1	2	0	0	0	0	0	278
12:00 PM	2	13	53	163	110	15	1	0	0	0	0	0	0	357
13:00	3	3	39	204	139	33	2	1	0	0	0	0	0	424
14:00	23	77	164	196	70	22	2	1	0	0	0	0	0	555
15:00	116	148	198	139	33	2	0	0	0	0	0	0	0	636
16:00	3	10	84	243	170	24	2	1	0	0	0	0	0	537
17:00	2	8	56	250	224	54	5	0	0	0	0	0	0	599
18:00	2	4	35	211	236	31	5	0	0	0	0	0	0	524
19:00	1	11	56	164	142	28	6	0	0	0	0	0	0	408
20:00	5	9	29	155	131	31	1	0	0	0	0	0	0	361
21:00	2	8	15	75	65	18	2	0	0	0	0	0	0	185
22:00	1	1	16	39	35	9	7	1	0	0	0	0	0	109
23:00	1	0	8	32	34	10	1	1	0	0	0	0	0	87
<b>Totals</b>	<b>250</b>	<b>808</b>	<b>1526</b>	<b>2686</b>	<b>1798</b>	<b>373</b>	<b>49</b>	<b>7</b>						<b>7497</b>
<b>% of Totals</b>	<b>3%</b>	<b>11%</b>	<b>20%</b>	<b>36%</b>	<b>24%</b>	<b>5%</b>	<b>1%</b>	<b>0%</b>						<b>100%</b>

<b>AM Volumes</b>	89	516	773	815	409	96	15	2	0	0	0	0	0	2715
<b>% AM</b>	1%	7%	10%	11%	5%	1%	0%	0%						36%
<b>AM Peak Hour</b>	08:00	07:00	07:00	07:00	11:00	10:00	09:00	11:00						07:00
<b>Volume</b>	64	240	327	210	110	22	5	2						831
<b>PM Volumes</b>	161	292	753	1871	1389	277	34	5	0	0	0	0	0	4782
<b>% PM</b>	2%	4%	10%	25%	19%	4%	0%	0%						64%
<b>PM Peak Hour</b>	15:00	15:00	15:00	17:00	18:00	17:00	22:00	13:00						15:00
<b>Volume</b>	116	148	198	250	236	54	7	1						636

Directional Peak Periods All Speeds	AM 7-9		NOON 12-2		PM 4-6		Off Peak Volumes	
	Volume	%	Volume	%	Volume	%	Volume	%
	1593	↔ 21%	781	↔ 10%	1136	↔ 15%	3987	↔ 53%

Street Name	Direction	Percentiles					ADT
		15th	50th	Average	85th	95th	
SW 49th St	Summary	20	27	27	33	36	7497

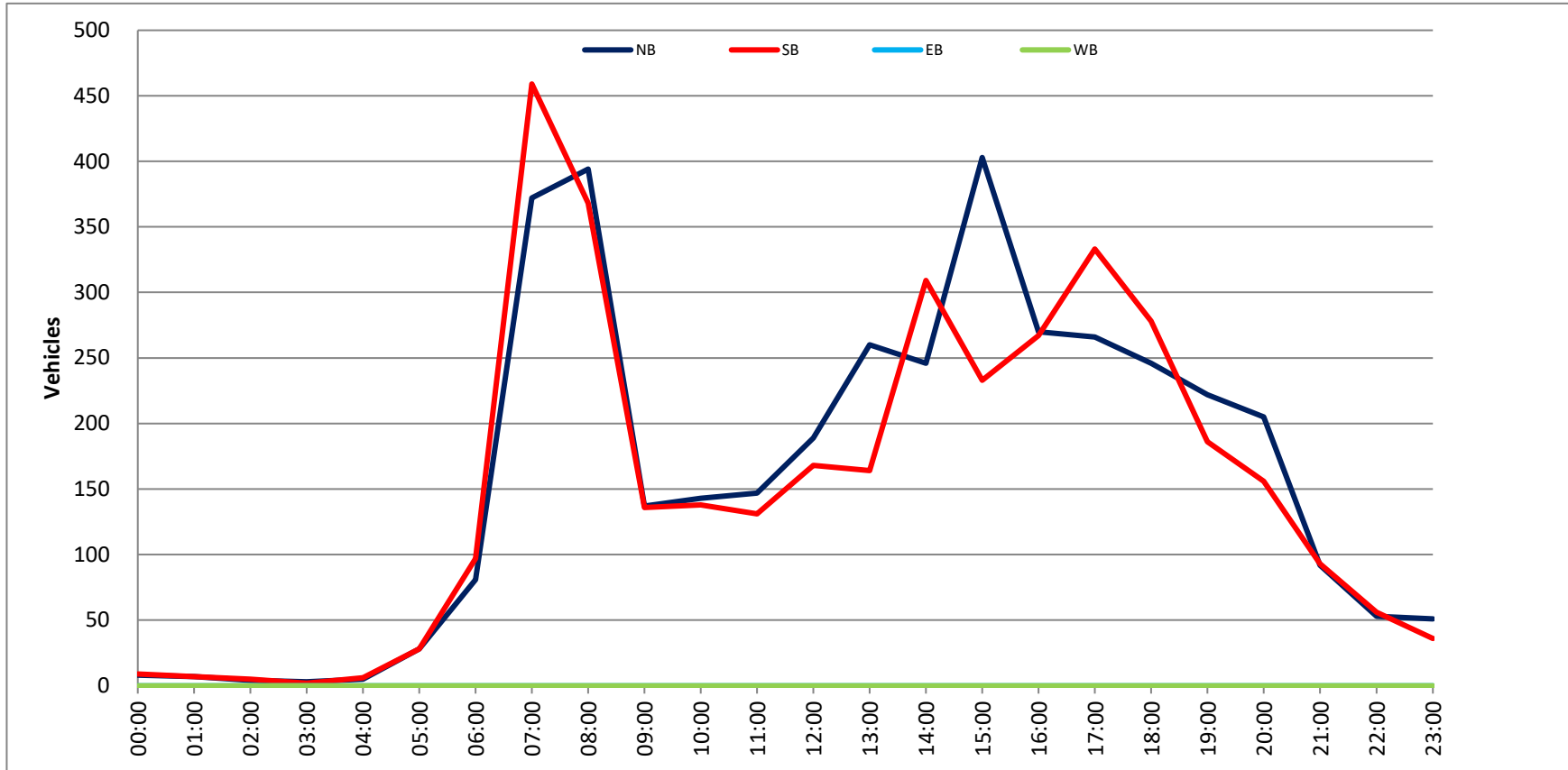
**VOLUME**

SW 90th Ave Bet. SW 52nd St & SW 52nd Pl

Day: Wednesday  
Date: 5/17/2023

City: Cooper City  
Project #: FL23\_140259\_029

DAILY TOTALS										NB		SB		EB		WB		Total
										3,832		3,665		0		0		7,497
AM Period	NB	SB	EB	WB	TOTAL	PMI Period	NB	SB	EB	WB	TOTAL							Total
00:00	1	2	0	0	3	12:00	59	44	0	0	103							103
00:15	2	4	0	0	6	12:15	41	50	0	0	91							91
00:30	2	2	0	0	4	12:30	31	34	0	0	65							65
00:45	3	8	1	9	4	12:45	58	189	40	168	98							357
01:00	3	4	0	0	7	13:00	59	42	0	0	101							101
01:15	2	1	0	0	3	13:15	53	41	0	0	94							94
01:30	2	1	0	0	3	13:30	57	43	0	0	100							100
01:45	0	7	1	7	1	13:45	91	260	38	164	129							424
02:00	3	3	0	0	6	14:00	62	106	0	0	168							168
02:15	0	1	1	0	1	14:15	37	52	0	0	89							89
02:30	1	1	0	0	1	14:30	47	57	0	0	104							104
02:45	0	4	1	5	1	14:45	100	246	94	309	194							555
03:00	0	0	0	0	0	15:00	65	67	0	0	132							132
03:15	0	0	0	0	0	15:15	56	61	0	0	117							117
03:30	1	2	0	0	3	15:30	139	55	0	0	194							194
03:45	2	3	0	2	2	15:45	143	403	50	233	193							636
04:00	2	0	0	0	2	16:00	55	61	0	0	116							116
04:15	0	1	0	0	1	16:15	68	64	0	0	132							132
04:30	1	1	0	0	2	16:30	72	73	0	0	145							145
04:45	2	5	4	6	6	16:45	75	270	69	267	144							537
05:00	5	2	0	0	7	17:00	71	81	0	0	152							152
05:15	3	4	0	0	7	17:15	60	79	0	0	139							139
05:30	6	9	0	0	15	17:30	72	76	0	0	148							148
05:45	14	28	13	28	27	17:45	63	266	97	333	160							599
06:00	16	22	0	0	38	18:00	67	77	0	0	144							144
06:15	21	18	0	0	39	18:15	88	91	0	0	179							179
06:30	19	21	0	0	40	18:30	50	58	0	0	108							108
06:45	25	81	36	97	61	18:45	41	246	52	278	93							524
07:00	49	94	0	0	143	19:00	49	51	0	0	100							100
07:15	96	119	0	0	215	19:15	81	52	0	0	133							133
07:30	125	118	0	0	243	19:30	49	44	0	0	93							93
07:45	102	372	128	459	230	19:45	43	222	39	186	82							408
08:00	74	86	0	0	160	20:00	48	43	0	0	91							91
08:15	60	82	0	0	142	20:15	70	42	0	0	112							112
08:30	117	113	0	0	230	20:30	48	40	0	0	88							88
08:45	143	394	87	368	230	20:45	39	205	31	156	70							361
09:00	53	40	0	0	93	21:00	28	24	0	0	52							52
09:15	37	27	0	0	64	21:15	24	22	0	0	46							46
09:30	25	41	0	0	66	21:30	23	29	0	0	52							52
09:45	22	137	28	136	50	21:45	17	92	18	93	35							185
10:00	30	35	0	0	65	22:00	19	20	0	0	39							39
10:15	26	28	0	0	54	22:15	16	13	0	0	29							29
10:30	39	33	0	0	72	22:30	11	8	0	0	19							19
10:45	48	143	42	138	90	22:45	7	53	15	56	22							109
11:00	38	34	0	0	72	23:00	16	11	0	0	27							27
11:15	33	36	0	0	69	23:15	15	13	0	0	28							28
11:30	42	28	0	0	70	23:30	14	8	0	0	22							22
11:45	34	147	33	131	67	23:45	6	51	4	36	10							87
TOTALS	1329	1386			2715	TOTALS	2503	2279			4782							
SPLIT %	49.0%	51.0%			36.2%	SPLIT %	52.3%	47.7%			63.8%							
<b>DAILY TOTALS</b>										NB		SB		EB		WB		Total
										3,832		3,665		0		0		7,497
AM Peak Hour	07:15	07:00			07:15	PM Peak Hour	15:30	17:30			14:45							14:45
AM Pk Volume	397	459			848	PM Pk Volume	405	341			637							637
Pk Hr Factor	0.794	0.896			0.872	Pk Hr Factor	0.708	0.879			0.821							0.821
7 - 9 Volume	766	827	0	0	1593	4 - 6 Volume	536	600	0	0	1136							1136
7 - 9 Peak Hour	07:15	07:00			07:15	4 - 6 Peak Hour	16:15	17:00			17:00							17:00
7 - 9 Pk Volume	397	459	0	0	848	4 - 6 Pk Volume	286	333	0	0	599							599
Pk Hr Factor	0.794	0.896	0.000	0.000	0.872	Pk Hr Factor	0.953	0.858	0.000	0.000	0.936							0.936



North Bound														
Time	< 15	15 - 19	20 - 24	25 - 29	30 - 34	35 - 39	40 - 44	45 - 49	50 - 54	55 - 59	60 - 64	65 - 69	70 +	Total
00:00 AM	0	0	1	1	4	1	0	0	1	0	0	0	0	8
00:15	0	0	0	0	3	0	0	0	0	0	0	0	0	3
00:30	0	0	0	0	2	0	0	0	0	0	0	0	0	2
00:45	0	0	0	2	2	0	0	0	0	0	0	0	0	4
01:00	0	0	0	2	2	1	0	0	0	0	0	0	0	6
01:15	0	0	0	2	1	0	0	0	0	0	0	0	0	3
01:30	0	0	0	0	0	0	0	0	0	0	0	0	0	0
01:45	0	0	3	0	2	0	0	0	0	0	0	0	0	5
02:00	0	0	1	0	1	0	0	0	0	0	0	0	0	2
02:15	0	0	0	0	0	0	0	0	0	0	0	0	0	0
02:30	0	0	0	0	0	0	0	0	0	0	0	0	0	0
02:45	0	0	0	0	0	0	0	0	0	0	0	0	0	0
03:00	0	0	0	0	0	0	0	0	0	0	0	0	0	0
03:15	0	0	0	0	0	0	0	0	0	0	0	0	0	0
03:30	0	0	1	2	1	1	0	0	0	0	0	0	0	5
03:45	0	0	0	0	1	1	0	0	0	0	0	0	0	3
04:00	0	0	1	1	0	0	0	0	0	0	0	0	0	2
04:15	0	0	0	1	0	0	0	0	0	0	0	0	0	1
04:30	0	0	0	1	2	0	0	0	0	0	0	0	0	3
04:45	0	0	1	0	0	0	0	0	0	0	0	0	0	1
05:00	0	0	0	1	1	0	0	0	0	0	0	0	0	2
05:15	0	1	3	1	0	1	0	0	0	0	0	0	0	5
05:30	0	0	0	3	2	0	0	0	0	0	0	0	0	5
05:45	0	0	0	3	1	2	0	0	0	0	0	0	0	6
06:00	0	0	1	3	6	0	1	1	0	0	0	0	0	12
06:15	0	0	0	5	10	4	0	0	0	0	0	0	0	19
06:30	0	0	3	9	4	4	0	0	0	0	0	0	0	20
06:45	0	3	7	17	4	0	1	0	0	0	0	0	0	32
07:00	1	11	26	28	4	0	0	0	0	0	0	0	0	70
07:15	0	13	50	29	0	0	0	0	0	0	0	0	0	92
07:30	1	31	43	36	2	1	0	0	0	0	0	0	0	114
07:45	0	3	31	43	20	1	0	0	0	0	0	0	0	98
08:00	0	10	28	16	2	0	0	0	0	0	0	0	0	55
08:15	1	17	37	27	2	0	0	0	0	0	0	0	0	84
08:30	9	31	48	17	0	0	0	0	0	0	0	0	0	105
08:45	2	69	72	15	2	0	0	0	0	0	0	0	0	160
09:00	0	2	9	33	11	2	0	0	0	0	0	0	0	57
09:15	0	1	6	13	14	1	0	0	0	0	0	0	0	35
09:30	0	0	0	16	13	5	0	0	0	0	0	0	0	34
09:45	0	0	4	15	14	3	0	0	0	0	0	0	0	36
10:00	0	0	5	10	17	3	0	0	0	0	0	0	0	35
10:15	2	0	5	16	19	3	0	0	0	0	0	0	0	45
10:30	4	5	11	24	6	5	1	0	0	0	0	0	0	56
10:45	0	1	13	25	10	7	0	0	0	0	0	0	0	56
11:00	0	0	1	7	17	8	2	0	0	0	0	0	0	35
11:15	0	0	2	14	14	2	3	0	0	0	0	0	0	35
11:30	0	0	2	18	13	3	0	0	0	0	0	0	0	36
11:45	0	0	2	25	16	4	1	0	0	0	0	0	0	48
12:00 PM	0	1	3	21	25	5	0	0	0	0	0	0	0	54
12:15	0	1	3	19	17	7	0	0	0	0	0	0	0	47
12:30	0	1	2	11	22	8	0	0	0	0	0	0	0	44
12:45	0	1	4	21	25	5	0	0	0	0	0	0	0	56
13:00	0	1	9	18	19	2	0	0	0	0	0	0	0	49
13:15	0	1	2	19	20	4	0	0	0	0	0	0	0	46
13:30	1	2	5	26	12	5	0	0	0	0	0	0	0	51
13:45	1	0	10	46	10	4	0	0	0	0	0	0	0	71
14:00	1	10	7	30	17	1	0	0	0	0	0	0	0	66
14:15	0	0	3	14	14	4	1	0	0	0	0	0	0	36
14:30	0	6	9	16	20	2	0	0	0	0	0	0	0	53
14:45	2	23	40	23	3	0	0	0	0	0	0	0	0	91
15:00	0	6	25	28	7	0	0	0	0	0	0	0	0	66
15:15	1	4	7	14	8	1	0	0	0	0	0	0	0	35
15:30	56	57	20	8	1	0	0	0	0	0	0	0	0	142
15:45	4	25	36	28	10	2	0	0	0	0	0	0	0	105
16:00	0	3	2	31	23	0	0	0	0	0	0	0	0	59
16:15	0	3	7	17	31	12	0	0	0	0	0	0	0	70
16:30	0	0	3	19	31	3	1	0	0	0	0	0	0	57
16:45	0	1	2	20	31	4	3	0	0	0	0	0	0	61
17:00	0	1	0	8	35	9	0	0	0	0	0	0	0	53
17:15	0	0	4	25	41	8	0	0	0	0	0	0	0	78
17:30	0	1	2	13	30	14	1	0	0	0	0	0	0	61
17:45	0	0	18	29	30	9	1	0	0	0	0	0	0	87
18:00	1	0	2	24	37	4	0	0	0	0	0	0	0	68
18:15	1	1	2	15	27	10	1	0	0	0	0	0	0	57
18:30	0	0	1	29	36	7	1	1	0	0	0	0	0	75
18:45	0	0	0	11	23	12	0	0	0	0	0	0	0	46
19:00	0	0	3	6	27	8	0	1	1	0	0	0	0	48
19:15	0	0	2	9	16	3	0	0	0	0	0	0	0	30
19:30	0	0	1	17	28	4	0	0	0	0	0	0	0	50
19:45	0	0	1	20	25	2	0	0	0	0	0	0	0	48
20:00	0	1	8	18	16	4	0	0	0	0	0	0	0	47
20:15	1	0	1	32	28	8	0	0	0	0	0	0	0	70
20:30	1	1	10	25	11	6	0	0	0	0	0	0	0	54
20:45	0	0	2	22	13	6	1	0	0	0	0	0	0	44
21:00	0	1	4	12	17	1	2	0	0	0	0	0	0	37
21:15	0	0	3	6	10	3	1	0	0	0	0	0	0	23
21:30	0	0	3	8	13	6	0	0	0	0	0	0	0	30
21:45	1	4	3	11	11	6	2	0	0	0	0	0	0	36
22:00	0	0	3	11	9	3	0	0	0	0	0	0	0	26
22:15	1	0	1	10	8	1	1	0	0	0	0	0	0	22
22:30	0	0	1	2	6	3	0	0	0	0	0	0	0	12
22:45	0	0	1	5	6	4	1	0	0	0	0	0	0	17
23:00	1	0	0	2	2	2	0	0	1	0	0	0	0	8
23:15	0	0	0	3	4	0	0	0	0	0	0	0	0	7
23:30	0	0	1	5	3	0	0	0	1	0	0	0	0	10
23:45	0	0	0	5	4	1	0	0	0	0	0	0	0	10
<b>Totals</b>	<b>93</b>	<b>353</b>	<b>687</b>	<b>1299</b>	<b>1108</b>	<b>278</b>	<b>26</b>	<b>3</b>	<b>3</b>					<b>3850</b>
% of Totals	2%	9%	18%	34%	29%	7%	1%	0%	0%					100%
<b>AM Volumes</b>	20	198	413	484	249	65	9	1	1	0	0	0	0	1437
% AM	1%	5%	11%	13%	6%	2%	0%	0%	0%					37%
<b>AM Peak Hour</b>	08:00	08:00	08:00	07:00	11:45	11:45	10:30	05:15	1	1				08:00
Volume	12	127	193	181	80	24	4	1	1					403
<b>PM Volumes</b>	73	155	274	813	863	213	17	2	2	0	0	0	0	2413
% PM	2%	4%	7%	21%	22%	6%	0%	0%	0%					63%
<b>PM Peak Hour</b>	15:00	15:00	14:45	13:45	16:30	17:00	21:00	18:15	22:45					15:00
Volume	61	121	92	121	138	40	5	2	2					376
<b>Directional Peak Periods</b>														
All Classes	Volume	%	Volume	%	Volume	%	Volume	%	Volume	%	Volume	%		
	782	20%	418	11%	526	14%	2124	55%						

Street Name	Direction	Percentiles					
		15th	50th	Average	85th	95th	ADT
SW 49th St	North Bound	21	28	28	34	37	3850
SW 49th St	South Bound	20	27	27	33	35	3556

Day: Thursday  
Date: 5/18/2023

City: Cooper City  
Project #: FL23\_140259\_029s

South Bound

Time	< 15	15 - 19	20 - 24	25 - 29	30 - 34	35 - 39	40 - 44	45 - 49	50 - 54	55 - 59	60 - 64	65 - 69	70 +	Total
00:00 AM	0	0	1	3	1	0	0	0	0	0	0	0	0	5
00:15	0	0	2	2	1	0	0	0	0	0	0	0	0	5
00:30	0	0	2	2	1	0	1	0	0	0	0	0	0	6
00:45	0	0	0	1	0	1	0	0	0	0	0	0	0	2
01:00	0	0	0	0	1	0	0	0	0	0	0	0	0	1
01:15	0	0	0	0	1	0	0	0	0	0	0	0	0	1
01:30	0	0	0	2	0	0	0	0	0	0	0	0	0	2
01:45	0	0	0	0	0	0	0	0	0	0	0	0	0	0
02:00	0	0	0	1	0	1	0	0	0	0	0	0	0	2
02:15	0	0	0	0	0	0	0	0	0	0	0	0	0	0
02:30	0	0	0	0	0	1	0	0	0	0	0	0	0	1
02:45	0	0	0	0	0	0	0	0	0	0	0	0	0	0
03:00	0	0	0	1	0	0	0	0	0	0	0	0	0	1
03:15	0	0	0	0	0	0	0	0	0	0	0	0	0	0
03:30	0	0	1	1	0	0	0	0	0	0	0	0	0	2
03:45	0	0	0	0	0	0	0	0	0	0	0	0	0	0
04:00	0	0	0	1	0	0	0	0	0	0	0	0	0	1
04:15	0	0	0	0	1	1	0	0	0	0	0	0	0	2
04:30	0	0	1	0	1	1	0	0	0	0	0	0	0	3
04:45	0	0	0	3	0	0	0	0	0	0	0	0	0	3
05:00	0	0	0	0	2	0	0	0	0	0	0	0	0	2
05:15	0	0	0	0	3	0	0	0	0	0	0	0	0	3
05:30	0	0	3	6	4	1	0	0	0	0	0	0	0	14
05:45	0	0	0	10	5	2	0	0	0	0	0	0	0	17
06:00	0	0	0	8	3	3	0	0	0	0	0	0	0	14
06:15	0	2	1	5	9	1	0	0	0	0	0	0	0	18
06:30	0	4	4	9	2	2	0	0	0	0	0	0	0	19
06:45	0	4	17	11	2	0	0	0	0	0	0	0	0	34
07:00	3	14	32	26	3	0	0	0	0	0	0	0	0	78
07:15	5	34	51	29	1	0	0	0	0	0	0	0	0	120
07:30	5	27	44	24	1	0	0	0	0	0	0	0	0	101
07:45	7	17	51	38	3	1	0	0	0	0	0	0	0	117
08:00	3	22	44	23	3	0	0	0	0	0	0	0	0	94
08:15	6	19	37	17	3	0	0	0	0	0	0	0	0	82
08:30	17	31	35	14	1	0	0	0	0	0	0	0	0	98
08:45	16	29	35	20	0	0	0	0	0	0	0	0	0	100
09:00	0	2	11	21	8	0	2	0	0	0	0	0	0	44
09:15	1	1	6	21	12	6	0	0	0	0	0	0	0	47
09:30	0	0	7	11	12	2	0	0	0	0	0	0	0	32
09:45	0	1	6	24	7	0	0	0	0	0	0	0	0	38
10:00	1	3	3	9	8	1	0	0	0	0	0	0	0	25
10:15	0	2	4	13	13	0	0	0	0	0	0	0	0	32
10:30	2	4	4	7	4	0	0	0	0	0	0	0	0	21
10:45	2	1	4	16	11	2	0	0	0	0	0	0	0	36
11:00	0	0	1	19	17	2	1	0	0	0	0	0	0	40
11:15	0	0	3	20	13	3	0	0	0	0	0	0	0	39
11:30	1	1	5	10	14	1	0	0	0	0	0	0	0	32
11:45	0	1	9	16	10	2	1	1	0	0	0	0	0	40
12:00 PM	0	0	6	22	20	4	0	1	0	0	0	0	0	53
12:15	0	0	5	18	13	1	0	0	0	0	0	0	0	37
12:30	0	1	3	16	11	1	1	0	0	0	0	0	0	33
12:45	0	0	7	14	9	2	0	0	0	0	0	0	0	32
13:00	0	1	7	29	12	3	0	0	0	0	0	0	0	52
13:15	0	0	3	30	16	2	0	0	0	0	0	0	0	51
13:30	1	3	4	15	8	3	1	0	0	0	0	0	0	35
13:45	0	0	4	29	15	0	1	0	0	0	0	0	0	49
14:00	0	11	29	45	3	3	0	0	0	0	0	0	0	91
14:15	0	6	14	38	6	2	0	0	0	0	0	0	0	66
14:30	1	4	17	17	7	3	0	0	0	0	0	0	0	49
14:45	6	24	19	19	4	0	0	0	0	0	0	0	0	72
15:00	1	8	20	14	6	0	0	0	0	0	0	0	0	48
15:15	3	21	32	26	7	0	0	0	0	0	0	0	0	89
15:30	24	28	14	1	0	0	0	0	0	0	0	0	0	67
15:45	5	12	18	11	5	1	0	0	0	0	0	0	0	52
16:00	1	1	5	20	22	4	1	0	0	0	0	0	0	54
16:15	0	0	0	17	13	2	0	0	0	0	0	0	0	33
16:30	0	0	2	32	29	3	0	0	0	0	0	0	0	66
16:45	0	0	6	24	22	2	0	0	0	0	0	0	0	54
17:00	0	1	4	40	24	4	0	0	0	0	0	0	0	73
17:15	0	0	3	37	24	4	1	0	0	0	0	0	0	69
17:30	0	2	7	40	21	4	0	0	0	0	0	0	0	74
17:45	0	0	4	43	43	6	0	0	0	0	0	0	0	93
18:00	0	5	29	36	4	0	0	0	0	0	0	0	0	74
18:15	0	1	7	24	40	7	0	1	0	0	0	0	0	80
18:30	0	1	12	24	25	7	0	0	0	0	0	0	0	69
18:45	0	1	7	15	26	4	1	0	0	0	0	0	0	49
19:00	0	1	2	17	17	3	2	0	0	0	0	0	0	43
19:15	0	2	3	23	13	2	0	0	0	0	0	0	0	43
19:30	0	0	5	16	16	1	0	1	0	0	0	0	0	39
19:45	0	0	1	17	15	1	0	0	0	0	0	0	0	34
20:00	0	0	2	14	15	3	0	0	0	0	0	0	0	34
20:15	0	0	2	13	13	3	2	0	0	0	0	0	0	33
20:30	0	0	9	13	14	8	0	0	0	0	0	0	0	41
20:45	0	2	6	17	11	4	1	0	0	0	0	0	0	41
21:00	0	2	3	11	14	2	1	0	0	0	0	0	0	33
21:15	0	1	2	15	8	2	0	0	0	0	0	0	0	28
21:30	0	0	1	6	11	3	0	0	0	0	0	0	0	21
21:45	1	0	3	4	11	2	0	0	0	0	0	0	0	19
22:00	0	0	3	4	2	2	0	0	0	0	0	0	0	11
22:15	0	0	0	3	8	2	0	1	0	0	0	0	0	14
22:30	0	0	2	6	8	2	1	0	0	0	0	0	0	19
22:45	0	0	0	6	7	3	1	0	0	0	0	0	0	17
23:00	0	1	1	4	3	2	0	0	0	0	0	0	0	11
23:15	0	0	1	3	2	0	1	0	0	0	0	0	0	7
23:30	1	0	1	3	2	2	1	1	0	0	0	0	0	11
23:45	0	0	0	1	6	3	0	0	0	0	0	0	0	10
Totals	113	352	731	1330	843	160	21	6						3556
% of Totals	3%	10%	21%	37%	24%	4%	1%	0%						100%

AM Peak Hour	08:00	08:00	07:15	07:00	11:15	11:15	08:15	11:15
AM Volumes	69	217	422	448	183	34	5	1
% AM	2%	6%	12%	13%	5%	1%	0%	0%
PM Peak Hour	16:45	16:45	16:30	17:00	17:00	17:00	20:15	12:00
PM Volumes	44	133	309	882	660	120	10	5
% PM	1%	4%	9%	25%	19%	4%	0%	0%
NOON Peak Hour	12:00	12:00	12:00	12:00	12:00	12:00	12:00	12:00
NOON Volumes	42	101	190	111	57	10	2	2
Off Peak Volumes	34	81	88	157	144	24	1	1

Street Name	Direction	Percentiles				
		15th	50th	Average	85th	95th
SW 49th St	North Bound	21	28	28	34	37
SW 49th St	South Bound	20	27	27	33	35
						ADT
						3850
						3556

Summary

Table with columns: Time, < 15, 15 - 19, 20 - 24, 25 - 29, 30 - 34, 35 - 39, 40 - 44, 45 - 49, 50 - 54, 55 - 59, 60 - 64, 65 - 69, 70 +, Total. Rows represent 15-minute intervals from 00:00 AM to 23:45.

Summary statistics table including AM Volumes, PM Volumes, PM Peak Hour, and Directional Peak Periods (AM 7-9, NOON 12-2, PM 4-6, Off Peak Volumes).

Table with columns: Street Name, Direction, 15th, 50th, Average, 85th, 95th, ADT. Row: SW 49th St, Summary, 21, 28, 27, 33, 36, 7406.

# SPEED

SW 90th Ave Bet. SW 52nd St & SW 52nd Pl

Day: Thursday  
Date: 5/18/2023

City: Cooper City  
Project #: FL23\_140259\_029n

## North Bound

Time	< 15	15 - 19	20 - 24	25 - 29	30 - 34	35 - 39	40 - 44	45 - 49	50 - 54	55 - 59	60 - 64	65 - 69	70 +	Total
00:00 AM	0	0	1	3	11	1	0	0	1	0	0	0	0	17
01:00	0	0	1	5	4	4	0	0	0	0	0	0	0	14
02:00	0	0	1	0	1	0	0	0	0	0	0	0	0	2
03:00	0	0	1	3	2	2	0	0	0	0	0	0	0	8
04:00	0	0	2	2	3	0	0	0	0	0	0	0	0	7
05:00	0	1	1	7	5	2	0	0	0	0	0	0	0	16
06:00	0	3	11	34	24	8	2	1	0	0	0	0	0	83
07:00	2	58	150	136	26	2	0	0	0	0	0	0	0	374
08:00	12	127	185	78	6	0	0	0	0	0	0	0	0	408
09:00	0	3	19	77	52	11	0	0	0	0	0	0	0	162
10:00	6	6	34	75	52	18	1	0	0	0	0	0	0	192
11:00	0	0	7	64	60	17	6	0	0	0	0	0	0	154
12:00 PM	0	3	12	72	89	25	0	0	0	0	0	0	0	201
13:00	2	4	26	109	61	15	0	0	0	0	0	0	0	217
14:00	3	39	59	83	54	7	1	0	0	0	0	0	0	246
15:00	61	92	88	78	26	3	0	0	0	0	0	0	0	348
16:00	0	7	14	87	116	19	4	0	0	0	0	0	0	247
17:00	0	2	24	75	136	40	2	0	0	0	0	0	0	279
18:00	2	1	5	79	123	33	2	1	0	0	0	0	0	246
19:00	0	0	7	55	96	17	0	1	0	0	0	0	0	176
20:00	2	2	21	97	68	24	1	0	0	0	0	0	0	215
21:00	1	5	11	37	51	16	5	0	0	0	0	0	0	126
22:00	1	0	6	28	29	11	2	0	0	0	0	0	0	77
23:00	1	0	1	15	13	3	0	0	2	0	0	0	0	35
<b>Totals</b>	<b>93</b>	<b>353</b>	<b>687</b>	<b>1299</b>	<b>1108</b>	<b>278</b>	<b>26</b>	<b>3</b>	<b>3</b>					<b>3850</b>
<b>% of Totals</b>	<b>2%</b>	<b>9%</b>	<b>18%</b>	<b>34%</b>	<b>29%</b>	<b>7%</b>	<b>1%</b>	<b>0%</b>	<b>0%</b>					<b>100%</b>

<b>AM Volumes</b>	20	198	413	484	246	65	9	1	1	0	0	0	0	1437
<b>% AM</b>	1%	5%	11%	13%	6%	2%	0%	0%	0%					37%
<b>AM Peak Hour</b>	08:00	08:00	08:00	07:00	11:00	10:00	11:00	06:00						08:00
<b>Volume</b>	12	127	185	136	60	18	6	1	1					408
<b>PM Volumes</b>	73	155	274	815	862	213	17	2	2	0	0	0	0	2413
<b>% PM</b>	2%	4%	7%	21%	22%	6%	0%	0%	0%					63%
<b>PM Peak Hour</b>	15:00	15:00	15:00	13:00	17:00	17:00	21:00	18:00	23:00					15:00
<b>Volume</b>	61	92	88	109	136	40	5	1	2					348

Directional Peak Periods All Speeds	AM 7-9		NOON 12-2		PM 4-6		Off Peak Volumes	
	Volume	%	Volume	%	Volume	%	Volume	%
	782	↔ 20%	418	↔ 11%	526	↔ 14%	2124	↔ 55%

Street Name	Direction	Percentiles					ADT
		15th	50th	Average	85th	95th	
SW 49th St	North Bound	21	28	28	34	37	3850
SW 49th St	South Bound	20	27	27	33	35	3556



# SPEED

SW 90th Ave Bet. SW 52nd St & SW 52nd Pl

Day: Thursday  
Date: 5/18/2023

City: Cooper City  
Project #: FL23\_140259\_029s

## South Bound

Time	< 15	15 - 19	20 - 24	25 - 29	30 - 34	35 - 39	40 - 44	45 - 49	50 - 54	55 - 59	60 - 64	65 - 69	70 +	Total
00:00 AM	0	0	3	8	4	2	1	0	0	0	0	0	0	18
01:00	0	0	0	5	2	0	0	0	0	0	0	0	0	7
02:00	0	0	0	2	0	1	0	0	0	0	0	0	0	3
03:00	0	0	1	2	0	0	0	0	0	0	0	0	0	3
04:00	0	0	1	3	3	2	0	0	0	0	0	0	0	9
05:00	0	0	3	16	14	3	0	0	0	0	0	0	0	36
06:00	0	8	22	33	16	6	0	0	0	0	0	0	0	85
07:00	20	92	178	117	8	1	0	0	0	0	0	0	0	416
08:00	42	101	151	73	7	0	0	0	0	0	0	0	0	374
09:00	1	4	30	77	39	8	2	0	0	0	0	0	0	161
10:00	5	10	15	47	36	3	0	0	0	0	0	0	0	116
11:00	1	2	18	65	54	8	2	1	0	0	0	0	0	151
12:00 PM	0	1	21	70	53	8	1	1	0	0	0	0	0	155
13:00	1	4	18	103	51	8	2	0	0	0	0	0	0	187
14:00	7	45	79	119	20	8	0	0	0	0	0	0	0	278
15:00	33	69	84	52	18	1	0	0	0	0	0	0	0	257
16:00	1	1	18	93	86	11	1	0	0	0	0	0	0	211
17:00	0	3	18	157	112	18	1	0	0	0	0	0	0	309
18:00	0	3	26	92	127	22	1	1	0	0	0	0	0	272
19:00	0	3	11	73	61	7	2	1	0	0	0	0	0	158
20:00	0	2	19	57	50	18	3	0	0	0	0	0	0	149
21:00	1	3	7	36	44	9	1	0	0	0	0	0	0	101
22:00	0	0	5	19	25	9	2	1	0	0	0	0	0	61
23:00	1	1	3	11	13	7	2	1	0	0	0	0	0	39
<b>Totals</b>	<b>113</b>	<b>352</b>	<b>731</b>	<b>1330</b>	<b>843</b>	<b>160</b>	<b>21</b>	<b>6</b>						<b>3556</b>
<b>% of Totals</b>	<b>3%</b>	<b>10%</b>	<b>21%</b>	<b>37%</b>	<b>24%</b>	<b>4%</b>	<b>1%</b>	<b>0%</b>						<b>100%</b>

<b>AM Volumes</b>	69	217	422	448	183	34	5	1	0	0	0	0	0	1379
<b>% AM</b>	2%	6%	12%	13%	5%	1%	0%	0%						39%
<b>AM Peak Hour</b>	08:00	08:00	07:00	07:00	11:00	09:00	09:00	11:00						07:00
<b>Volume</b>	42	101	178	117	54	8	2	1						416
<b>PM Volumes</b>	44	135	309	882	660	126	16	5	0	0	0	0	0	2177
<b>% PM</b>	1%	4%	9%	25%	19%	4%	0%	0%						61%
<b>PM Peak Hour</b>	15:00	15:00	15:00	17:00	18:00	18:00	20:00	12:00						17:00
<b>Volume</b>	33	69	84	157	127	22	3	1						309

Directional Peak Periods All Speeds	AM 7-9		NOON 12-2		PM 4-6		Off Peak Volumes	
	Volume	%	Volume	%	Volume	%	Volume	%
	790	↔ 22%	342	↔ 10%	520	↔ 15%	1904	↔ 54%

Street Name	Direction	Percentiles					ADT
		15th	50th	Average	85th	95th	
SW 49th St	North Bound	21	28	28	34	37	3850
SW 49th St	South Bound	20	27	27	33	35	3556

# SPEED

SW 90th Ave Bet. SW 52nd St & SW 52nd Pl

Day: Thursday  
Date: 5/18/2023

City: Cooper City  
Project #: FL23\_140259\_029

## Summary

Time	< 15	15 - 19	20 - 24	25 - 29	30 - 34	35 - 39	40 - 44	45 - 49	50 - 54	55 - 59	60 - 64	65 - 69	70 +	Total
00:00 AM	0	0	4	11	15	3	1	0	1	0	0	0	0	35
01:00	0	0	1	10	6	4	0	0	0	0	0	0	0	21
02:00	0	0	1	2	1	1	0	0	0	0	0	0	0	5
03:00	0	0	2	5	2	2	0	0	0	0	0	0	0	11
04:00	0	0	3	5	6	2	0	0	0	0	0	0	0	16
05:00	0	1	4	23	19	5	0	0	0	0	0	0	0	52
06:00	0	11	33	67	40	14	2	1	0	0	0	0	0	168
07:00	22	150	328	253	34	3	0	0	0	0	0	0	0	790
08:00	54	228	336	151	13	0	0	0	0	0	0	0	0	782
09:00	1	7	49	154	91	19	2	0	0	0	0	0	0	323
10:00	11	16	49	122	88	21	1	0	0	0	0	0	0	308
11:00	1	2	25	129	114	25	8	1	0	0	0	0	0	305
12:00 PM	0	4	33	142	142	33	1	1	0	0	0	0	0	356
13:00	3	8	44	212	112	23	2	0	0	0	0	0	0	404
14:00	10	84	138	202	74	15	1	0	0	0	0	0	0	524
15:00	94	161	172	130	44	4	0	0	0	0	0	0	0	605
16:00	1	8	32	180	202	30	5	0	0	0	0	0	0	458
17:00	0	5	42	232	248	58	3	0	0	0	0	0	0	588
18:00	2	4	31	171	250	55	3	2	0	0	0	0	0	518
19:00	0	3	18	128	157	24	2	2	0	0	0	0	0	334
20:00	2	4	40	154	118	42	4	0	0	0	0	0	0	364
21:00	2	8	18	73	95	25	6	0	0	0	0	0	0	227
22:00	1	0	11	47	54	20	4	1	0	0	0	0	0	138
23:00	2	1	4	26	26	10	2	1	2	0	0	0	0	74
<b>Totals</b>	<b>206</b>	<b>705</b>	<b>1418</b>	<b>2629</b>	<b>1951</b>	<b>438</b>	<b>47</b>	<b>9</b>	<b>3</b>					<b>7406</b>
<b>% of Totals</b>	<b>3%</b>	<b>10%</b>	<b>19%</b>	<b>35%</b>	<b>26%</b>	<b>6%</b>	<b>1%</b>	<b>0%</b>	<b>0%</b>					<b>100%</b>

<b>AM Volumes</b>	89	415	835	932	429	99	14	2	1	0	0	0	0	2816
<b>% AM</b>	1%	6%	11%	13%	6%	1%	0%	0%	0%					38%
<b>AM Peak Hour</b>	08:00	08:00	08:00	07:00	11:00	11:00	11:00	06:00						07:00
<b>Volume</b>	54	228	336	253	114	25	8	1	1					790
<b>PM Volumes</b>	117	290	583	1697	1522	339	33	7	2	0	0	0	0	4590
<b>% PM</b>	2%	4%	8%	23%	21%	5%	0%	0%	0%					62%
<b>PM Peak Hour</b>	15:00	15:00	15:00	17:00	18:00	17:00	21:00	18:00	23:00					15:00
<b>Volume</b>	94	161	172	232	250	58	6	2	2					605

Directional Peak Periods All Speeds	AM 7-9		NOON 12-2		PM 4-6		Off Peak Volumes	
	Volume	%	Volume	%	Volume	%	Volume	%
	1572	↔ 21%	760	↔ 10%	1046	↔ 14%	4028	↔ 54%

Street Name	Direction	Percentiles					ADT
		15th	50th	Average	85th	95th	
SW 49th St	Summary	21	28	27	33	36	7406

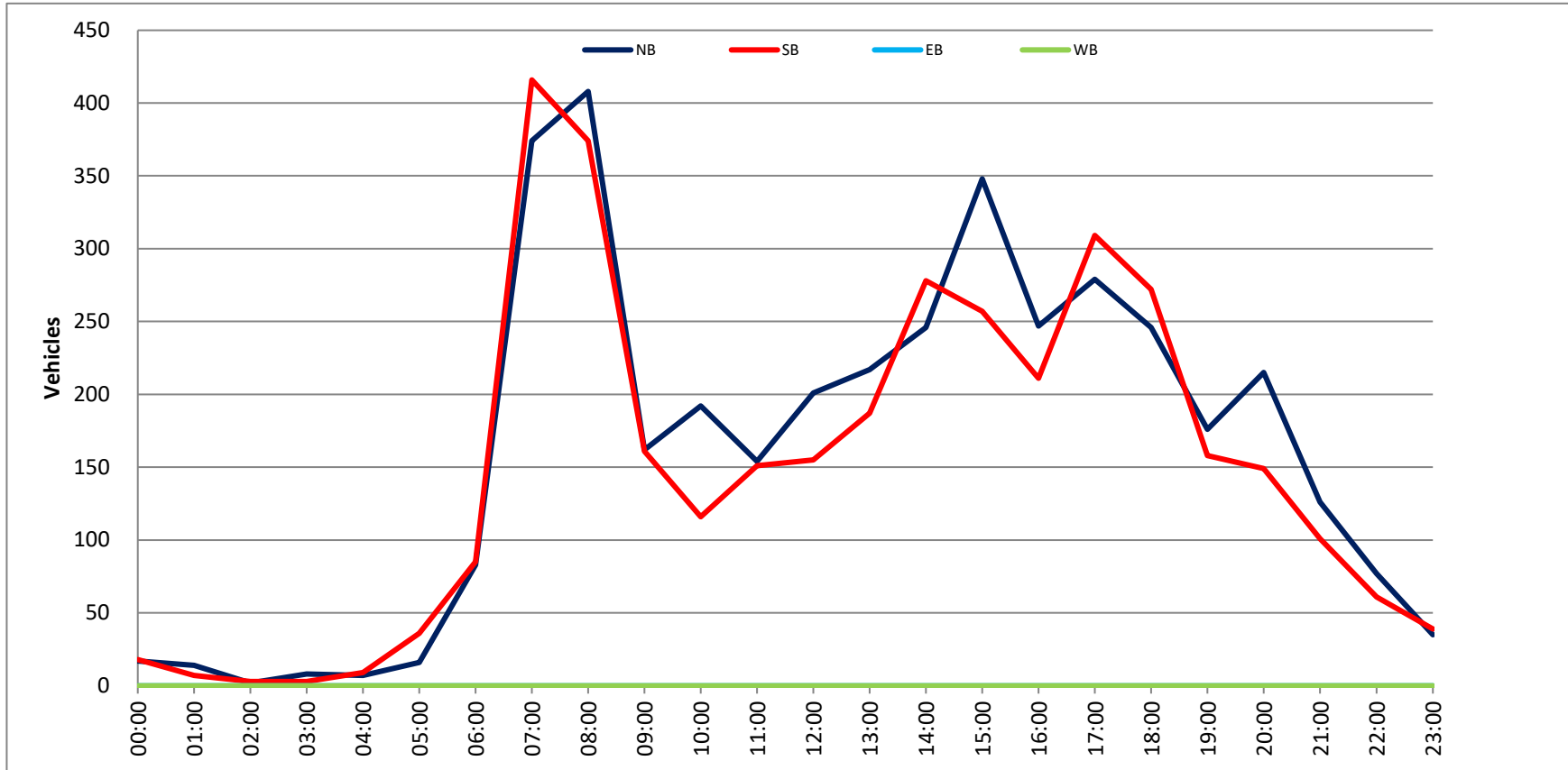
**VOLUME**

SW 90th Ave Bet. SW 52nd St & SW 52nd Pl

Day: Thursday  
Date: 5/18/2023

City: Cooper City  
Project #: FL23\_140259\_029

DAILY TOTALS												Total	
				NB		SB		EB		WB			
				3,850		3,556		0		0		7,406	
AM Period	NB	SB	EB	WB	TOTAL	PM Period	NB	SB	EB	WB	TOTAL		
00:15	3	5	0	0	13	12:00	54	53	0	0	107		
00:30	2	6	0	0	8	12:15	47	37	0	0	84		
00:45	4	17	2	18	8	12:30	44	33	0	0	77		
01:00	6	4	0	0	6	12:45	56	201	32	155	0	88	356
01:15	3	1	0	0	10	13:00	49	52	0	0	101		
01:30	0	2	0	0	2	13:15	46	51	0	0	97		
01:45	5	14	0	7	5	13:30	51	35	0	0	86		
02:00	2	2	0	0	4	13:45	71	217	49	187	0	120	404
02:15	0	0	0	0	4	14:00	66	91	0	0	157		
02:30	0	0	0	0	1	14:15	36	66	0	0	102		
02:45	0	2	0	3	5	14:30	53	49	0	0	102		
03:00	0	1	0	0	1	14:45	91	246	72	278	0	163	524
03:15	0	0	0	0	7	15:00	66	49	0	0	115		
03:30	5	2	0	0	7	15:15	35	89	0	0	124		
03:45	3	8	0	3	11	15:30	142	67	0	0	209		
04:00	2	1	0	0	3	15:45	105	348	52	257	0	157	605
04:15	1	2	0	0	3	16:00	59	54	0	0	113		
04:30	3	3	0	0	6	16:15	70	37	0	0	107		
04:45	1	7	3	9	4	16:30	57	66	0	0	123		
05:00	2	2	0	0	4	16:45	61	247	54	211	0	115	458
05:15	3	3	0	0	6	17:00	53	73	0	0	126		
05:30	5	14	0	0	19	17:15	78	69	0	0	147		
05:45	6	16	0	36	23	17:30	61	74	0	0	135		
06:00	12	14	0	0	26	17:45	87	279	93	309	0	180	588
06:15	19	18	0	0	37	18:00	68	74	0	0	142		
06:30	20	19	0	0	39	18:15	57	80	0	0	137		
06:45	32	83	34	85	66	18:30	75	69	0	0	144		
07:00	70	78	0	0	148	18:45	46	246	49	272	0	95	518
07:15	92	120	0	0	212	19:00	48	42	0	0	90		
07:30	114	101	0	0	215	19:15	30	43	0	0	73		
07:45	98	374	117	416	790	19:30	50	39	0	0	89		
08:00	59	94	0	0	153	19:45	48	176	34	158	0	82	334
08:15	84	82	0	0	166	20:00	47	34	0	0	81		
08:30	105	98	0	0	203	20:15	70	33	0	0	103		
08:45	160	408	100	374	782	20:30	54	41	0	0	95		
09:00	57	44	0	0	101	20:45	44	215	41	149	0	85	364
09:15	35	47	0	0	82	21:00	37	33	0	0	70		
09:30	34	32	0	0	66	21:15	23	28	0	0	51		
09:45	36	162	38	161	74	21:30	30	21	0	0	51		
10:00	35	25	0	0	60	21:45	36	126	19	101	0	55	227
10:15	45	32	0	0	77	22:00	26	11	0	0	37		
10:30	56	21	0	0	77	22:15	22	14	0	0	36		
10:45	56	192	38	116	94	22:30	12	19	0	0	31		
11:00	35	40	0	0	75	22:45	17	77	17	61	0	34	138
11:15	35	39	0	0	74	23:00	8	11	0	0	19		
11:30	36	32	0	0	68	23:15	7	7	0	0	14		
11:45	48	154	40	151	88	23:30	10	11	0	0	21		
TOTALS	1437	1379			2816	TOTALS	2413	2177			4590		
SPLIT %	51.0%	49.0%			38.0%	SPLIT %	52.6%	47.4%			62.0%		
DAILY TOTALS												Total	
				NB		SB		EB		WB			
				3,850		3,556		0		0		7,406	
AM Peak Hour	08:00	07:15				PM Peak Hour	15:30	17:30			14:45		
AM Pk Volume	408	432			795	PM Pk Volume	376	321			611		
Pk Hr Factor	0.638	0.900			0.924	Pk Hr Factor	0.662	0.863			0.731		
7 - 9 Volume	782	790	0	0	1572	4 - 6 Volume	526	520	0	0	1046		
7 - 9 Peak Hour	08:00	07:15			07:15	4 - 6 Peak Hour	17:00	17:00			17:00		
7 - 9 Pk Volume	408	432	0	0	795	4 - 6 Pk Volume	279	309	0	0	588		
Pk Hr Factor	0.638	0.900	0.900	0.900	0.924	Pk Hr Factor	0.802	0.831	0.900	0.900	0.817		



Time	< 15	15 - 19	20 - 24	25 - 29	30 - 34	35 - 39	40 - 44	45 - 49	50 - 54	55 - 59	60 - 64	65 - 69	70 +	Total
00:00 AM	0	0	0	0	0	0	0	0	0	0	0	0	0	0
00:15	0	0	1	0	0	0	0	0	0	0	0	0	0	1
00:30	0	0	0	0	0	0	0	0	0	0	0	0	0	0
00:45	0	0	0	0	0	0	0	0	0	0	0	0	0	0
01:00	0	0	0	0	0	0	0	0	0	0	0	0	0	0
01:15	0	0	0	0	0	0	0	0	0	0	0	0	0	0
01:30	0	0	0	0	0	0	0	0	0	0	0	0	0	0
01:45	0	0	0	0	0	0	0	0	0	0	0	0	0	0
02:00	0	0	0	0	0	0	0	0	0	0	0	0	0	0
02:15	0	0	0	0	0	0	0	0	0	0	0	0	0	0
02:30	0	0	0	0	0	0	0	0	0	0	0	0	0	0
02:45	0	0	0	0	0	0	0	0	0	0	0	0	0	0
03:00	0	0	0	0	0	0	0	0	0	0	0	0	0	0
03:15	0	0	0	0	0	0	0	0	0	0	0	0	0	0
03:30	0	0	0	0	0	0	0	0	0	0	0	0	0	0
03:45	0	0	0	0	0	0	0	0	0	0	0	0	0	0
04:00	0	0	0	0	0	0	0	0	0	0	0	0	0	0
04:15	0	0	0	0	0	0	0	0	0	0	0	0	0	0
04:30	0	0	0	0	0	0	0	0	0	0	0	0	0	0
04:45	0	0	0	0	0	0	0	0	0	0	0	0	0	0
05:00	0	0	0	0	0	0	0	0	0	0	0	0	0	0
05:15	0	1	0	0	0	0	0	0	0	0	0	0	0	1
05:30	0	0	0	0	0	0	0	0	0	0	0	0	0	0
05:45	0	0	1	0	0	0	0	0	0	0	0	0	0	1
06:00	0	0	0	0	0	0	0	0	0	0	0	0	0	0
06:15	0	1	0	0	0	0	0	0	0	0	0	0	0	1
06:30	1	0	0	1	0	0	0	0	0	0	0	0	0	2
06:45	0	1	0	1	0	0	0	0	0	0	0	0	0	2
07:00	0	0	2	0	0	0	0	0	0	0	0	0	0	2
07:15	0	0	1	0	1	0	0	0	0	0	0	0	0	2
07:30	0	1	2	5	1	0	0	0	0	0	0	0	0	9
07:45	2	2	4	4	2	0	0	0	0	0	0	0	0	14
08:00	0	0	2	2	0	0	0	0	0	0	0	0	0	4
08:15	0	0	5	0	3	0	0	0	0	0	0	0	0	8
08:30	0	0	5	4	1	0	0	0	0	0	0	0	0	10
08:45	0	1	6	6	4	0	0	0	0	0	0	0	0	17
09:00	0	0	3	2	1	0	0	0	0	0	0	0	0	4
09:15	0	0	0	1	0	0	0	0	0	0	0	0	0	1
09:30	0	0	1	2	0	0	0	0	0	0	0	0	0	3
09:45	2	0	3	0	0	0	0	0	0	0	0	0	0	5
10:00	0	0	2	1	0	0	0	0	0	0	0	0	0	3
10:15	0	0	0	0	0	0	0	0	0	0	0	0	0	0
10:30	0	1	2	1	2	0	0	0	0	0	0	0	0	6
10:45	1	0	2	1	0	0	0	0	0	0	0	0	0	4
11:00	0	0	0	1	0	0	0	0	0	0	0	0	0	1
11:15	0	3	1	0	0	0	0	0	0	0	0	0	0	4
11:30	0	0	1	2	1	1	0	0	0	0	0	0	0	5
11:45	0	1	5	2	0	0	0	0	0	0	0	0	0	8
12:00 PM	0	0	3	1	0	0	0	0	0	0	0	0	0	4
12:15	0	0	4	0	0	0	0	0	0	0	0	0	0	4
12:30	0	1	4	3	0	0	0	0	0	0	0	0	0	8
12:45	1	1	2	2	1	0	0	0	0	0	0	0	0	7
13:00	1	1	5	0	0	0	0	0	0	0	0	0	0	7
13:15	0	0	0	1	0	0	0	0	0	0	0	0	0	1
13:30	2	1	2	0	0	0	0	0	0	0	0	0	0	5
13:45	0	2	1	1	0	0	0	0	0	0	0	0	0	4
14:00	0	3	3	0	0	0	0	0	0	0	0	0	0	6
14:15	1	0	2	5	2	0	0	0	0	0	0	0	0	10
14:30	0	1	2	2	2	0	0	0	0	0	0	0	0	7
14:45	0	0	3	4	2	0	0	0	0	0	0	0	0	9
15:00	0	0	0	2	1	1	0	0	0	0	0	0	0	4
15:15	2	1	3	2	0	0	0	0	0	0	0	0	0	8
15:30	1	6	8	6	2	1	0	0	0	0	0	0	0	24
15:45	0	0	2	2	1	0	0	0	0	0	0	0	0	5
16:00	1	0	0	4	1	0	0	0	0	0	0	0	0	6
16:15	0	0	3	3	2	0	0	0	0	0	0	0	0	8
16:30	1	1	2	2	3	0	0	0	0	0	0	0	0	9
16:45	0	1	1	2	0	0	0	0	0	0	0	0	0	4
17:00	0	1	1	2	1	0	0	0	0	0	0	0	0	5
17:15	0	0	0	4	1	1	0	0	0	0	0	0	0	6
17:30	2	2	2	3	2	0	0	0	0	0	0	0	0	11
17:45	0	2	2	5	1	0	0	0	0	0	0	0	0	8
18:00	0	2	1	3	3	0	0	0	0	0	0	0	0	9
18:15	0	0	3	2	0	0	0	0	0	0	0	0	0	5
18:30	0	1	1	4	0	0	0	0	0	0	0	0	0	6
18:45	0	1	2	4	1	0	0	0	0	0	0	0	0	8
19:00	0	0	0	7	1	0	0	0	0	0	0	0	0	8
19:15	1	2	1	1	0	0	0	0	0	0	0	0	0	5
19:30	0	1	0	2	0	0	0	0	0	0	0	0	0	3
19:45	0	2	5	2	1	0	0	0	0	0	0	0	0	10
20:00	0	0	2	1	0	0	0	0	0	0	0	0	0	3
20:15	1	1	4	2	0	1	0	0	0	0	0	0	0	9
20:30	0	2	3	3	0	0	0	0	0	0	0	0	0	8
20:45	0	0	2	1	0	0	0	0	0	0	0	0	0	3
21:00	0	1	4	4	0	0	0	0	0	0	0	0	0	9
21:15	1	0	2	0	1	0	0	0	0	0	0	0	0	4
21:30	0	0	0	0	0	0	0	0	0	0	0	0	0	0
21:45	0	0	1	1	0	0	0	0	0	0	0	0	0	2
22:00	0	0	0	1	0	0	0	0	0	0	0	0	0	1
22:15	0	0	1	0	0	0	0	0	0	0	0	0	0	1
22:30	0	0	0	2	1	0	0	0	0	0	0	0	0	3
22:45	0	0	0	0	0	0	0	0	0	0	0	0	0	0
23:00	0	0	0	0	0	0	0	0	0	0	0	0	0	0
23:15	0	0	0	0	0	0	0	0	0	0	0	0	0	0
23:30	1	0	0	1	1	0	0	0	0	0	0	0	0	3
23:45	0	0	0	1	0	0	0	0	0	0	0	0	0	1
<b>Totals</b>	<b>22</b>	<b>49</b>	<b>146</b>	<b>120</b>	<b>45</b>	<b>4</b>								<b>386</b>
<b>% of Totals</b>	<b>6%</b>	<b>13%</b>	<b>38%</b>	<b>31%</b>	<b>12%</b>	<b>1%</b>								<b>100%</b>

AM Volumes	8	13	47	36	19	1	0	0	0	0	0	0	0	118
% AM	2%	3%	12%	9%	4%	0%								31%
AM Peak Hour	07:00	10:30	08:00	08:30	08:15	10:45								08:00
Volume	2	4	18	11	13	3								33
PM Volumes	16	37	99	84	29	3	0	0	0	0	0	0	0	268
% PM	4%	10%	26%	22%	8%	1%								69%
PM Peak Hour	12:45	14:45	16:45	15:30	14:45	14:45								16:45
Volume	4	7	16	15	7	1								45
<b>Directional Peak Periods</b>	<b>AM 7-9</b>			<b>NOON 12-2</b>			<b>PM 4-6</b>			<b>Off Peak Volumes</b>				
<b>All Classes</b>	Volume	%	Volume	%	Volume	%	Volume	%	Volume	%	Volume	%	Volume	%
	66	17%	40	10%	57	15%	223	58%						

Street Name	Direction	Percentiles					ADT
		15th	50th	Average	85th	95th	
SW 88th Terrace	North Bound	19	24	24	30	33	386
SW 88th Terrace	South Bound	20	26	26	31	35	282



Summary

Time	< 15	15 - 19	20 - 24	25 - 29	30 - 34	35 - 39	40 - 44	45 - 49	50 - 54	55 - 59	60 - 64	65 - 69	70 +	Total
00:00 AM	0	0	0	0	0	0	0	0	0	0	0	0	0	0
00:15	0	0	1	0	0	0	0	0	0	0	0	0	0	1
00:30	0	0	0	0	0	0	0	0	0	0	0	0	0	0
00:45	0	0	0	0	0	0	0	0	0	0	0	0	0	0
01:00	0	1	0	0	0	0	0	0	0	0	0	0	0	1
01:15	0	0	0	0	0	0	0	0	0	0	0	0	0	0
01:30	0	0	0	0	0	0	0	0	0	0	0	0	0	0
01:45	0	0	0	0	0	0	0	0	0	0	0	0	0	0
02:00	0	0	0	0	0	0	0	0	0	0	0	0	0	0
02:15	0	0	0	0	0	0	0	0	0	0	0	0	0	0
02:30	0	0	0	0	0	0	0	0	0	0	0	0	0	0
02:45	0	0	0	0	0	0	0	0	0	0	0	0	0	0
03:00	0	0	0	0	0	0	0	0	0	0	0	0	0	0
03:15	0	0	0	0	0	0	0	0	0	0	0	0	0	0
03:30	0	0	0	0	0	0	0	0	0	0	0	0	0	0
03:45	0	0	0	0	0	0	0	0	0	0	0	0	0	0
04:00	0	0	0	0	0	0	0	0	0	0	0	0	0	0
04:15	0	0	0	0	0	0	0	0	0	0	0	0	0	0
04:30	0	0	0	0	0	0	0	0	0	0	0	0	0	0
04:45	0	0	0	0	0	0	0	0	0	0	0	0	0	0
05:00	0	0	0	0	0	0	0	0	0	0	0	0	0	0
05:15	0	1	0	0	1	0	0	0	0	0	0	0	0	2
05:30	0	0	2	0	1	0	0	0	0	0	0	0	0	2
05:45	0	0	2	0	0	0	0	0	0	0	0	0	0	2
06:00	0	0	0	0	0	0	0	0	0	0	0	0	0	0
06:15	0	2	1	2	0	0	0	0	0	0	0	0	0	5
06:30	2	0	0	0	1	0	0	0	0	0	0	0	0	3
06:45	0	1	2	5	0	0	0	0	0	0	0	0	0	8
07:00	0	0	3	2	1	0	0	0	0	0	0	0	0	6
07:15	0	0	3	8	2	0	0	0	0	0	0	0	0	13
07:30	0	3	7	16	1	0	0	0	0	0	0	0	0	27
07:45	2	2	5	7	2	1	0	0	0	0	0	0	0	19
08:00	0	2	3	3	0	0	0	0	0	0	0	0	0	7
08:15	0	0	8	2	5	1	0	0	0	0	0	0	0	16
08:30	0	0	8	6	2	1	0	0	0	0	0	0	0	17
08:45	0	1	8	8	6	0	0	0	0	0	0	0	0	23
09:00	1	0	1	2	2	1	0	0	0	0	0	0	0	7
09:15	0	0	2	3	1	1	0	0	0	0	0	0	0	6
09:30	0	0	2	3	1	1	0	0	0	0	0	0	0	7
09:45	2	0	4	0	0	0	0	0	0	0	0	0	0	6
10:00	0	0	3	2	0	0	0	0	0	0	0	0	0	5
10:15	0	0	0	1	1	0	0	0	0	0	0	0	0	2
10:30	0	3	2	1	3	0	0	0	0	0	0	0	0	9
10:45	1	0	4	0	0	0	0	0	0	0	0	0	0	7
11:00	0	0	1	3	0	0	0	0	0	0	0	0	0	4
11:15	1	3	2	1	0	0	0	0	0	0	0	0	0	7
11:30	0	3	3	3	1	1	0	0	0	0	0	0	0	11
11:45	0	2	5	4	1	0	0	0	0	0	0	0	0	12
12:00 PM	0	0	4	2	1	0	0	0	0	0	0	0	0	8
12:15	0	0	4	0	1	0	0	0	0	0	0	0	0	5
12:30	0	1	5	6	1	0	0	0	0	0	0	0	0	13
12:45	1	2	5	3	1	0	0	0	0	0	0	0	0	12
13:00	1	1	7	1	2	1	0	0	0	0	0	0	0	13
13:15	0	0	0	1	2	0	0	0	0	0	0	0	0	3
13:30	2	3	3	2	1	0	0	0	0	0	0	0	0	10
13:45	0	3	2	5	0	0	0	0	0	0	0	0	0	11
14:00	2	3	3	2	0	0	0	0	0	0	0	0	0	10
14:15	1	0	2	6	2	0	0	0	0	0	0	0	0	11
14:30	0	1	3	6	2	0	0	0	0	0	0	0	0	12
14:45	0	0	3	6	7	0	0	0	0	0	0	0	0	16
15:00	0	1	3	3	1	0	0	0	0	0	0	0	0	8
15:15	2	1	3	2	2	0	0	0	0	0	0	0	0	10
15:30	2	11	12	11	5	1	0	0	0	0	0	0	0	42
15:45	0	0	2	4	2	0	0	0	0	0	0	0	0	8
16:00	1	1	1	4	1	0	0	0	0	0	0	0	0	8
16:15	1	0	4	5	2	1	0	0	0	0	0	0	0	13
16:30	1	1	4	3	4	0	1	0	0	0	0	0	0	14
16:45	0	1	1	6	1	0	0	0	0	0	0	0	0	9
17:00	0	2	2	3	1	0	0	0	0	0	0	0	0	8
17:15	0	0	2	5	1	2	0	0	0	0	0	0	0	10
17:30	2	2	5	5	2	0	0	0	0	0	0	0	0	16
17:45	0	3	5	3	0	0	0	0	0	0	0	0	0	11
18:00	1	2	4	5	4	0	0	0	0	0	0	0	0	16
18:15	0	1	4	3	1	1	0	0	0	0	0	0	0	10
18:30	0	1	2	9	0	0	0	0	0	0	0	0	0	12
18:45	0	1	2	6	1	1	0	0	0	0	0	0	0	11
19:00	0	1	0	7	1	0	0	0	0	0	0	0	0	9
19:15	2	2	1	2	1	0	0	0	0	0	0	0	0	8
19:30	0	1	1	3	1	0	0	0	0	0	0	0	0	6
19:45	0	2	6	3	2	0	0	0	0	0	0	0	0	13
20:00	0	0	3	1	0	0	0	0	0	0	0	0	0	4
20:15	1	1	5	3	0	1	0	0	0	0	0	0	0	11
20:30	0	2	4	4	4	0	0	0	0	0	0	0	0	16
20:45	0	0	2	1	0	0	0	0	0	0	0	0	0	3
21:00	1	2	4	4	1	0	0	0	0	0	0	0	0	12
21:15	1	0	2	1	1	0	0	0	0	0	0	0	0	5
21:30	0	0	1	0	1	0	0	0	0	0	0	0	0	2
21:45	0	0	1	2	0	0	0	0	0	0	0	0	0	3
22:00	0	0	1	1	0	0	0	0	0	0	0	0	0	2
22:15	0	2	0	0	0	0	0	0	0	0	0	0	0	4
22:30	0	0	0	2	1	1	0	0	0	0	0	0	0	4
22:45	0	0	0	1	1	0	0	0	0	0	0	0	0	2
23:00	0	0	0	0	0	0	0	0	0	0	0	0	0	0
23:15	0	0	0	0	0	0	0	0	0	0	0	0	0	0
23:30	1	0	0	1	1	1	0	0	0	0	0	0	0	4
23:45	0	0	0	1	0	0	0	0	0	0	0	0	0	1
<b>Totals</b>	<b>32</b>	<b>78</b>	<b>220</b>	<b>234</b>	<b>86</b>	<b>16</b>	<b>1</b>							<b>668</b>
<b>% of Totals</b>	<b>5%</b>	<b>12%</b>	<b>33%</b>	<b>35%</b>	<b>13%</b>	<b>2%</b>	<b>0%</b>							<b>100%</b>

Directional Peak Periods	AM 7-9				NOON 12-2				PM 4-6				Off Peak Volumes			
All Classes	Volume	%	Volume	%	Volume	%	Volume	%	Volume	%	Volume	%	Volume	%		
	128	19%	75	11%	89	13%	376	56%								

Street Name	Direction	15th	50th	Average	85th	95th	ADT
SW 88th Terrace	Summary	19	25	25	30	34	668

# SPEED

## SW 88th Terrace S/O SW 57th Ct

Day: Tuesday  
Date: 5/16/2023

City: Cooper City  
Project #: FL23\_140259\_030n

### North Bound

Time	< 15	15 - 19	20 - 24	25 - 29	30 - 34	35 - 39	40 - 44	45 - 49	50 - 54	55 - 59	60 - 64	65 - 69	70 +	Total
00:00 AM	0	0	1	0	0	0	0	0	0	0	0	0	0	1
01:00	0	0	0	0	0	0	0	0	0	0	0	0	0	0
02:00	0	0	0	0	0	0	0	0	0	0	0	0	0	0
03:00	0	0	0	0	0	0	0	0	0	0	0	0	0	0
04:00	0	0	0	0	0	0	0	0	0	0	0	0	0	0
05:00	0	1	1	0	0	0	0	0	0	0	0	0	0	2
06:00	1	2	0	2	0	0	0	0	0	0	0	0	0	5
07:00	2	3	9	9	4	0	0	0	0	0	0	0	0	27
08:00	0	1	18	12	8	0	0	0	0	0	0	0	0	39
09:00	2	0	5	5	1	0	0	0	0	0	0	0	0	13
10:00	1	1	6	3	2	0	0	0	0	0	0	0	0	13
11:00	0	4	7	5	1	1	0	0	0	0	0	0	0	18
12:00 PM	1	2	13	6	1	0	0	0	0	0	0	0	0	23
13:00	3	4	8	2	0	0	0	0	0	0	0	0	0	17
14:00	1	4	10	11	6	0	0	0	0	0	0	0	0	32
15:00	3	7	15	11	4	1	0	0	0	0	0	0	0	41
16:00	2	2	6	11	6	0	0	0	0	0	0	0	0	27
17:00	2	5	8	10	4	1	0	0	0	0	0	0	0	30
18:00	0	4	7	13	4	0	0	0	0	0	0	0	0	28
19:00	1	5	13	6	1	0	0	0	0	0	0	0	0	26
20:00	1	3	11	4	0	1	0	0	0	0	0	0	0	20
21:00	1	1	7	5	1	0	0	0	0	0	0	0	0	15
22:00	0	0	1	3	1	0	0	0	0	0	0	0	0	5
23:00	1	0	0	2	1	0	0	0	0	0	0	0	0	4
<b>Totals</b>	<b>22</b>	<b>49</b>	<b>146</b>	<b>120</b>	<b>45</b>	<b>4</b>								<b>386</b>
<b>% of Totals</b>	<b>6%</b>	<b>13%</b>	<b>38%</b>	<b>31%</b>	<b>12%</b>	<b>1%</b>								<b>100%</b>

<b>AM Volumes</b>	6	12	47	36	16	1	0	0	0	0	0	0	0	118
<b>% AM</b>	2%	3%	12%	9%	4%	0%								31%
<b>AM Peak Hour</b>	07:00	11:00	08:00	08:00	08:00	11:00								08:00
<b>Volume</b>	2	4	18	12	8	1								39
<b>PM Volumes</b>	16	37	99	84	29	3	0	0	0	0	0	0	0	268
<b>% PM</b>	4%	10%	26%	22%	8%	1%								69%
<b>PM Peak Hour</b>	13:00	15:00	15:00	18:00	14:00	15:00								15:00
<b>Volume</b>	3	7	15	13	6	1								41

Directional Peak Periods All Speeds	AM 7-9		NOON 12-2		PM 4-6		Off Peak Volumes	
	Volume	%	Volume	%	Volume	%	Volume	%
	66	↔ 17%	40	↔ 10%	57	↔ 15%	223	↔ 58%

Street Name	Direction	Percentiles					ADT
		15th	50th	Average	85th	95th	
SW 88th Terrace	North Bound	19	24	24	30	33	386
SW 88th Terrace	South Bound	20	26	26	31	35	282



# SPEED

## SW 88th Terrace S/O SW 57th Ct

Day: Tuesday  
Date: 5/16/2023

City: Cooper City  
Project #: FL23\_140259\_030s

### South Bound

Time	< 15	15 - 19	20 - 24	25 - 29	30 - 34	35 - 39	40 - 44	45 - 49	50 - 54	55 - 59	60 - 64	65 - 69	70 +	Total
00:00 AM	0	0	0	0	0	0	0	0	0	0	0	0	0	0
01:00	0	1	0	0	0	0	0	0	0	0	0	0	0	1
02:00	0	0	0	0	0	0	0	0	0	0	0	0	0	0
03:00	0	0	0	0	0	0	0	0	0	0	0	0	0	0
04:00	0	0	0	0	0	0	0	0	0	0	0	0	0	0
05:00	0	0	3	1	0	0	0	0	0	0	0	0	0	4
06:00	1	1	3	6	0	0	0	0	0	0	0	0	0	11
07:00	0	2	9	24	2	1	0	0	0	0	0	0	0	38
08:00	0	2	8	7	5	2	0	0	0	0	0	0	0	24
09:00	1	0	4	3	3	2	0	0	0	0	0	0	0	13
10:00	0	2	3	3	2	0	0	0	0	0	0	0	0	10
11:00	1	4	4	6	1	0	0	0	0	0	0	0	0	16
12:00 PM	0	1	7	5	2	0	0	0	0	0	0	0	0	15
13:00	0	3	4	7	5	1	0	0	0	0	0	0	0	20
14:00	2	0	1	9	5	0	0	0	0	0	0	0	0	17
15:00	1	6	5	9	6	0	0	0	0	0	0	0	0	27
16:00	1	1	4	7	2	1	1	0	0	0	0	0	0	17
17:00	0	2	6	6	0	1	0	0	0	0	0	0	0	15
18:00	1	1	5	10	2	2	0	0	0	0	0	0	0	21
19:00	1	1	2	3	3	0	0	0	0	0	0	0	0	10
20:00	0	0	3	5	0	0	0	0	0	0	0	0	0	8
21:00	1	1	1	2	2	0	0	0	0	0	0	0	0	7
22:00	0	2	2	1	1	1	0	0	0	0	0	0	0	7
23:00	0	0	0	0	0	1	0	0	0	0	0	0	0	1
<b>Totals</b>	<b>10</b>	<b>30</b>	<b>74</b>	<b>114</b>	<b>41</b>	<b>12</b>	<b>1</b>							<b>282</b>
<b>% of Totals</b>	<b>4%</b>	<b>11%</b>	<b>26%</b>	<b>40%</b>	<b>15%</b>	<b>4%</b>	<b>0%</b>							<b>100%</b>

<b>AM Volumes</b>	3	12	34	50	13	5	0	0	0	0	0	0	0	117
<b>% AM</b>	1%	4%	12%	18%	5%	2%								41%
<b>AM Peak Hour</b>	06:00	11:00	07:00	07:00	08:00	08:00								07:00
<b>Volume</b>	1	4	9	24	5	2								38
<b>PM Volumes</b>	7	18	40	64	28	7	1	0	0	0	0	0	0	165
<b>% PM</b>	2%	6%	14%	23%	10%	2%	0%							59%
<b>PM Peak Hour</b>	14:00	15:00	12:00	18:00	15:00	18:00	16:00							15:00
<b>Volume</b>	2	6	7	10	6	2	1							27

Directional Peak Periods All Speeds	AM 7-9		NOON 12-2		PM 4-6		Off Peak Volumes	
	Volume	%	Volume	%	Volume	%	Volume	%
	62	↔ 22%	35	↔ 12%	32	↔ 11%	153	↔ 54%

Street Name	Direction	Percentiles					ADT
		15th	50th	Average	85th	95th	
SW 88th Terrace	North Bound	19	24	24	30	33	386
SW 88th Terrace	South Bound	20	26	26	31	35	282

# SPEED

## SW 88th Terrace S/O SW 57th Ct

Day: Tuesday  
Date: 5/16/2023

City: Cooper City  
Project #: FL23\_140259\_030

### Summary

Time	< 15	15 - 19	20 - 24	25 - 29	30 - 34	35 - 39	40 - 44	45 - 49	50 - 54	55 - 59	60 - 64	65 - 69	70 +	Total
00:00 AM	0	0	1	0	0	0	0	0	0	0	0	0	0	1
01:00	0	1	0	0	0	0	0	0	0	0	0	0	0	1
02:00	0	0	0	0	0	0	0	0	0	0	0	0	0	0
03:00	0	0	0	0	0	0	0	0	0	0	0	0	0	0
04:00	0	0	0	0	0	0	0	0	0	0	0	0	0	0
05:00	0	1	4	1	0	0	0	0	0	0	0	0	0	6
06:00	2	3	3	8	0	0	0	0	0	0	0	0	0	16
07:00	2	5	18	33	6	1	0	0	0	0	0	0	0	65
08:00	0	3	26	19	13	2	0	0	0	0	0	0	0	63
09:00	3	0	9	8	4	2	0	0	0	0	0	0	0	26
10:00	1	3	9	6	4	0	0	0	0	0	0	0	0	23
11:00	1	8	11	11	2	1	0	0	0	0	0	0	0	34
12:00 PM	1	3	20	11	3	0	0	0	0	0	0	0	0	38
13:00	3	7	12	9	5	1	0	0	0	0	0	0	0	37
14:00	3	4	11	20	11	0	0	0	0	0	0	0	0	49
15:00	4	13	20	20	10	1	0	0	0	0	0	0	0	68
16:00	3	3	10	18	8	1	1	0	0	0	0	0	0	44
17:00	2	7	14	16	4	2	0	0	0	0	0	0	0	45
18:00	1	5	12	23	6	2	0	0	0	0	0	0	0	49
19:00	2	6	15	9	4	0	0	0	0	0	0	0	0	36
20:00	1	3	14	9	0	1	0	0	0	0	0	0	0	28
21:00	2	2	8	7	3	0	0	0	0	0	0	0	0	22
22:00	0	2	3	4	2	1	0	0	0	0	0	0	0	12
23:00	1	0	0	2	1	1	0	0	0	0	0	0	0	5
<b>Totals</b>	<b>32</b>	<b>79</b>	<b>220</b>	<b>234</b>	<b>86</b>	<b>16</b>	<b>1</b>							<b>668</b>
<b>% of Totals</b>	<b>5%</b>	<b>12%</b>	<b>33%</b>	<b>35%</b>	<b>13%</b>	<b>2%</b>	<b>0%</b>							<b>100%</b>

<b>AM Volumes</b>	9	24	81	86	29	6	0	0	0	0	0	0	0	235
<b>% AM</b>	1%	4%	12%	13%	4%	1%								35%
<b>AM Peak Hour</b>	09:00	11:00	08:00	07:00	08:00	08:00								07:00
<b>Volume</b>	3	8	26	33	13	2								65
<b>PM Volumes</b>	23	55	139	148	57	10	1	0	0	0	0	0	0	433
<b>% PM</b>	3%	8%	21%	22%	9%	1%	0%							65%
<b>PM Peak Hour</b>	15:00	15:00	12:00	18:00	14:00	17:00	16:00							15:00
<b>Volume</b>	4	13	20	23	11	2	1							68

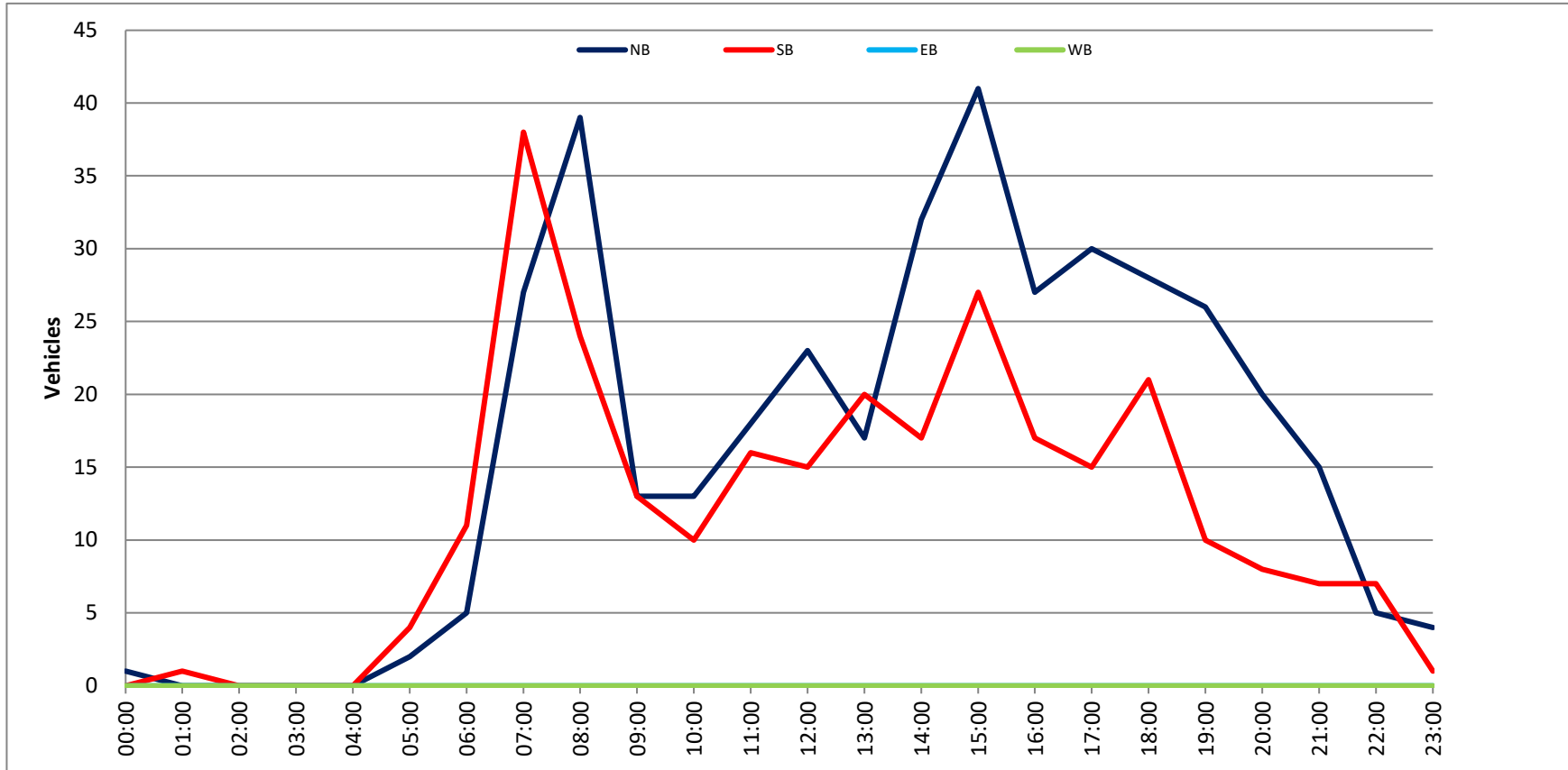
Directional Peak Periods All Speeds	AM 7-9		NOON 12-2		PM 4-6		Off Peak Volumes	
	Volume	%	Volume	%	Volume	%	Volume	%
	128	↔ 19%	75	↔ 11%	89	↔ 13%	376	↔ 56%

Street Name	Direction	Percentiles					ADT
		15th	50th	Average	85th	95th	
SW 88th Terrace	Summary	19	25	25	30	34	668

Day: Tuesday  
 Date: 5/16/2023

City: Cooper City  
 Project #: FL23\_140259\_030

DAILY TOTALS										NB		SB		EB		WB		Total	
										386		282		0		0		668	
AM Period	NB	SB	EB	WB	TOTAL	PMI Period	NB	SB	EB	WB	TOTAL	SPLIT %	EB	WB	TOTAL	SPLIT %	EB	WB	Total
00:00	0	0	0	0	0	12:00	4	4	0	0	8				8				8
00:15	1	0	0	0	1	12:15	4	1	0	0	5				5				5
00:30	0	0	0	0	0	12:30	8	5	0	0	13				13				13
00:45	0	1	0	0	1	12:45	7	23	5	15	12				12				38
01:00	0	1	0	0	1	13:00	7	6	6	0	13				13				13
01:15	0	0	0	0	0	13:15	1	2	0	0	3				3				3
01:30	0	0	0	0	0	13:30	5	6	0	0	11				11				11
01:45	0	0	1	0	1	13:45	4	17	6	20	10				10				37
02:00	0	0	0	0	0	14:00	6	4	0	0	10				10				10
02:15	0	0	0	0	0	14:15	10	4	1	0	11				11				11
02:30	0	0	0	0	0	14:30	7	5	0	0	12				12				12
02:45	0	0	0	0	0	14:45	9	32	7	17	16				16				49
03:00	0	0	0	0	0	15:00	4	4	0	0	8				8				8
03:15	0	0	0	0	0	15:15	8	2	2	0	10				10				10
03:30	0	0	0	0	0	15:30	24	18	0	0	42				42				42
03:45	0	0	0	0	0	15:45	5	41	3	27	8				8				68
04:00	0	0	0	0	0	16:00	6	2	0	0	8				8				8
04:15	0	0	0	0	0	16:15	8	5	0	0	13				13				13
04:30	0	0	0	0	0	16:30	9	5	0	0	14				14				14
04:45	0	0	0	0	0	16:45	4	27	5	17	9				9				44
05:00	0	0	0	0	0	17:00	5	3	3	0	8				8				8
05:15	1	1	0	0	2	17:15	6	4	4	0	10				10				10
05:30	0	2	0	0	2	17:30	11	6	0	0	16				16				16
05:45	1	2	1	4	6	17:45	8	30	3	15	11				11				45
06:00	0	0	0	0	0	18:00	9	7	7	0	16				16				16
06:15	1	4	0	0	5	18:15	5	5	5	0	10				10				10
06:30	2	1	0	0	3	18:30	6	6	0	0	12				12				12
06:45	2	5	6	11	8	18:45	8	28	3	21	11				11				49
07:00	2	4	0	0	6	19:00	8	1	0	0	9				9				9
07:15	2	11	0	0	13	19:15	5	3	3	0	8				8				8
07:30	9	18	0	0	27	19:30	3	3	3	0	6				6				6
07:45	14	27	5	38	19	19:45	10	26	3	10	13				13				36
08:00	4	3	0	0	7	20:00	3	1	0	0	4				4				4
08:15	8	8	0	0	16	20:15	9	2	0	0	11				11				11
08:30	10	7	0	0	17	20:30	5	5	0	0	10				10				10
08:45	17	39	6	24	23	20:45	3	20	0	8	3				3				28
09:00	4	3	0	0	7	21:00	9	3	3	0	12				12				12
09:15	1	5	0	0	6	21:15	4	1	0	0	5				5				5
09:30	3	4	0	0	7	21:30	0	2	0	0	2				2				2
09:45	5	13	1	13	6	21:45	2	15	1	7	3				3				22
10:00	3	2	0	0	5	22:00	1	1	0	0	2				2				2
10:15	0	2	0	0	2	22:15	1	3	0	0	4				4				4
10:30	6	3	0	0	9	22:30	3	3	0	0	4				4				4
10:45	4	13	3	10	7	22:45	0	5	2	7	2				2				12
11:00	1	3	0	0	4	23:00	0	0	0	0	0				0				0
11:15	4	3	0	0	7	23:15	0	0	0	0	0				0				0
11:30	5	6	0	0	11	23:30	3	1	0	0	4				4				4
11:45	8	18	4	16	12	23:45	1	4	0	1	1				1				5
<b>TOTALS</b>	<b>118</b>	<b>117</b>	<b>0</b>	<b>0</b>	<b>235</b>	<b>TOTALS</b>	<b>268</b>	<b>165</b>	<b>0</b>	<b>0</b>	<b>433</b>								
<b>SPLIT %</b>	<b>50.2%</b>	<b>49.8%</b>	<b>0%</b>	<b>0%</b>	<b>35.2%</b>	<b>SPLIT %</b>	<b>61.9%</b>	<b>38.1%</b>	<b>0%</b>	<b>0%</b>	<b>64.8%</b>								
<b>DAILY TOTALS</b>										<b>NB</b>		<b>SB</b>		<b>EB</b>		<b>WB</b>		<b>Total</b>	
										<b>386</b>		<b>282</b>		<b>0</b>		<b>0</b>		<b>668</b>	
AM Peak Hour	08:00	06:45			07:30	PM Peak Hour	14:45	14:45			14:45				14:45				14:45
AM Pk Volume	39	39			69	PM Pk Volume	45	31			76				76				76
Pk Hr Factor	0.574	0.542			0.639	Pk Hr Factor	0.469	0.431			0.452				0.452				0.452
7 - 9 Volume	66	62	0	0	128	4 - 6 Volume	57	32	0	0	89				89				89
7 - 9 Peak Hour	08:00	07:00			07:30	4 - 6 Peak Hour	17:00	16:15			17:00				17:00				17:00
7 - 9 Pk Volume	39	38	0	0	69	4 - 6 Pk Volume	30	18	0	0	45				45				45
Pk Hr Factor	0.574	0.528	0.000	0.000	0.639	Pk Hr Factor	0.682	0.900	0.000	0.000	0.703				0.703				0.703



North Bound

Time	< 15	15 - 19	20 - 24	25 - 29	30 - 34	35 - 39	40 - 44	45 - 49	50 - 54	55 - 59	60 - 64	65 - 69	70 +	Total
00:00 AM	0	0	0	0	0	0	0	0	0	0	0	0	0	0
00:15	0	0	0	0	0	0	0	0	0	0	0	0	0	0
00:30	0	0	0	0	0	0	0	0	0	0	0	0	0	0
00:45	0	0	0	0	0	0	0	0	0	0	0	0	0	0
01:00	0	0	0	0	0	0	0	0	0	0	0	0	0	0
01:15	0	0	1	0	0	0	0	0	0	0	0	0	0	1
01:30	0	0	0	0	0	0	0	0	0	0	0	0	0	0
01:45	0	0	0	0	0	0	0	0	0	0	0	0	0	0
02:00	0	0	0	0	0	0	0	0	0	0	0	0	0	0
02:15	0	0	0	0	0	0	0	0	0	0	0	0	0	0
02:30	0	0	0	0	0	0	0	0	0	0	0	0	0	0
02:45	0	0	0	0	0	0	0	0	0	0	0	0	0	0
03:00	0	0	0	0	0	0	0	0	0	0	0	0	0	0
03:15	0	0	0	0	0	0	0	0	0	0	0	0	0	0
03:30	0	0	0	0	0	0	0	0	0	0	0	0	0	0
03:45	0	0	0	0	0	0	0	0	0	0	0	0	0	0
04:00	0	0	0	0	0	0	0	0	0	0	0	0	0	0
04:15	0	0	0	0	0	0	0	0	0	0	0	0	0	0
04:30	0	0	0	0	0	0	0	0	0	0	0	0	0	0
04:45	0	0	0	0	0	0	0	0	0	0	0	0	0	0
05:00	0	0	0	0	1	0	0	0	0	0	0	0	0	1
05:15	0	0	0	0	0	0	0	0	0	0	0	0	0	0
05:30	0	0	0	0	0	0	0	0	0	0	0	0	0	0
05:45	0	0	0	0	0	0	0	0	0	0	0	0	0	0
06:00	0	0	0	0	0	0	0	0	0	0	0	0	0	0
06:15	0	0	0	0	1	0	0	0	0	0	0	0	0	1
06:30	0	1	0	0	0	1	0	0	0	0	0	0	0	2
06:45	0	1	0	1	0	0	0	0	0	0	0	0	0	2
07:00	0	0	0	4	1	0	0	0	0	0	0	0	0	5
07:15	0	0	0	0	2	0	0	0	0	0	0	0	0	2
07:30	0	3	3	3	2	0	0	0	0	0	0	0	0	11
07:45	0	0	4	5	1	0	0	0	0	0	0	0	0	10
08:00	0	0	3	0	0	0	0	0	0	0	0	0	0	3
08:15	0	1	1	3	0	0	0	0	0	0	0	0	0	5
08:30	2	0	1	5	0	0	0	0	0	0	0	0	0	8
08:45	0	1	3	6	1	1	0	0	0	0	0	0	0	12
09:00	1	0	2	4	0	0	0	0	0	0	0	0	0	7
09:15	0	0	3	1	2	0	0	0	0	0	0	0	0	6
09:30	0	0	1	0	0	0	0	0	0	0	0	0	0	1
09:45	0	1	2	1	0	0	0	0	0	0	0	0	0	4
10:00	0	0	3	2	0	0	0	0	0	0	0	0	0	5
10:15	0	1	3	3	0	0	0	0	0	0	0	0	0	7
10:30	0	1	0	1	0	0	0	0	0	0	0	0	0	2
10:45	0	0	2	0	1	0	0	0	0	0	0	0	0	3
11:00	0	0	2	2	0	0	0	0	0	0	0	0	0	4
11:15	2	0	1	1	0	0	0	0	0	0	0	0	0	4
11:30	0	0	1	2	1	0	0	0	0	0	0	0	0	4
11:45	0	1	3	2	0	0	0	0	0	0	0	0	0	6
12:00 PM	0	1	1	2	0	0	0	0	0	0	0	0	0	5
12:15	0	1	4	2	1	0	0	0	0	0	0	0	0	8
12:30	0	0	0	2	2	0	0	0	0	0	0	0	0	4
12:45	1	0	1	4	0	0	0	0	0	0	0	0	0	6
13:00	1	0	4	0	1	0	0	0	0	0	0	0	0	6
13:15	0	0	1	4	4	0	0	0	0	0	0	0	0	9
13:30	0	0	2	3	0	0	0	0	0	0	0	0	0	6
13:45	1	0	0	4	0	0	0	0	0	0	0	0	0	5
14:00	0	3	3	1	1	0	0	0	0	0	0	0	0	8
14:15	1	2	4	3	1	0	0	0	0	0	0	0	0	11
14:30	1	0	2	3	1	0	0	0	0	0	0	0	0	7
14:45	0	0	6	5	1	0	0	0	0	0	0	0	0	12
15:00	1	0	4	4	1	1	0	0	0	0	0	0	0	11
15:15	2	1	4	3	1	0	0	0	0	0	0	0	0	11
15:30	0	2	3	6	2	1	0	0	0	0	0	0	0	14
15:45	0	1	0	2	0	0	0	0	0	0	0	0	0	3
16:00	0	0	5	2	1	0	0	0	0	0	0	0	0	8
16:15	0	1	1	4	1	0	0	0	0	0	0	0	0	7
16:30	0	1	2	6	2	0	0	0	0	0	0	0	0	11
16:45	0	1	5	7	1	1	0	0	0	0	0	0	0	15
17:00	0	1	3	4	1	0	0	0	0	0	0	0	0	9
17:15	0	0	1	3	0	1	0	0	0	0	0	0	0	5
17:30	0	0	2	3	1	0	0	0	0	0	0	0	0	6
17:45	1	2	2	3	1	0	0	0	0	0	0	0	0	8
18:00	0	3	5	2	1	0	0	0	0	0	0	0	0	11
18:15	0	0	4	5	2	1	0	0	0	0	0	0	0	12
18:30	0	2	1	1	0	0	0	0	0	0	0	0	0	4
18:45	0	0	4	2	0	0	0	0	0	0	0	0	0	6
19:00	1	3	3	2	1	2	0	0	0	0	0	0	0	9
19:15	2	1	0	2	1	0	0	0	0	0	0	0	0	6
19:30	1	3	4	3	0	0	0	0	0	0	0	0	0	11
19:45	0	2	1	2	1	1	0	0	0	0	0	0	0	7
20:00	0	0	0	1	2	0	0	0	0	0	0	0	0	3
20:15	0	2	1	2	1	0	0	0	0	0	0	0	0	6
20:30	2	4	9	2	0	0	0	0	0	0	0	0	0	18
20:45	1	3	1	3	0	0	0	0	0	0	0	0	0	8
21:00	0	1	0	1	0	0	0	0	0	0	0	0	0	2
21:15	0	0	0	0	1	0	0	0	0	0	0	0	0	1
21:30	0	2	4	1	0	0	0	0	0	0	0	0	0	7
21:45	0	2	3	1	0	0	0	0	0	0	0	0	0	6
22:00	0	0	0	0	0	0	0	0	0	0	0	0	0	0
22:15	0	0	1	1	0	0	0	0	0	0	0	0	0	2
22:30	0	1	0	1	0	0	0	0	0	0	0	0	0	2
22:45	0	0	1	0	0	0	0	0	0	0	0	0	0	1
23:00	0	0	0	0	0	0	0	0	0	0	0	0	0	0
23:15	0	0	0	0	0	0	0	0	0	0	0	0	0	0
23:30	0	0	0	0	0	0	0	0	0	0	0	0	0	0
23:45	0	0	0	1	0	0	0	0	0	0	0	0	0	1
<b>Totals</b>	<b>21</b>	<b>54</b>	<b>128</b>	<b>155</b>	<b>52</b>	<b>7</b>								<b>417</b>
% of Totals	5%	13%	31%	37%	12%	2%								100%

AM Volumes	PM Volumes	Directional Peak Periods			
5	16	All Classes			
1%	4%	Volume	%	Volume	%
3%	10%	56	13%	47	11%
31	164	69	17%	245	59%

Street Name	Direction	15th	50th	Average	85th	95th	ADT
SW 88th Terrace	North Bound	19	25	25	30	34	417
SW 88th Terrace	South Bound	20	26	26	32	34	296

South Bound

Time	< 15	15 - 19	20 - 24	25 - 29	30 - 34	35 - 39	40 - 44	45 - 49	50 - 54	55 - 59	60 - 64	65 - 69	70 +	Total
00:00 AM	0	0	0	0	0	0	0	0	0	0	0	0	0	0
00:15	0	0	0	0	0	0	0	0	0	0	0	0	0	0
00:30	0	0	0	0	0	0	0	0	0	0	0	0	0	0
00:45	0	0	0	0	0	0	0	0	0	0	0	0	0	0
01:00	0	0	0	0	0	0	0	0	0	0	0	0	0	0
01:15	0	1	0	0	0	0	0	0	0	0	0	0	0	1
01:30	0	0	0	0	0	0	0	0	0	0	0	0	0	0
01:45	0	0	0	0	0	0	0	0	0	0	0	0	0	0
02:00	0	0	0	0	0	0	0	0	0	0	0	0	0	0
02:15	0	0	0	0	0	0	0	0	0	0	0	0	0	0
02:30	0	0	0	0	0	0	0	0	0	0	0	0	0	0
02:45	0	0	0	0	0	0	0	0	0	0	0	0	0	0
03:00	0	0	0	0	0	0	0	0	0	0	0	0	0	0
03:15	0	0	0	0	0	0	0	0	0	0	0	0	0	0
03:30	0	0	0	0	0	0	0	0	0	0	0	0	0	0
03:45	0	0	0	0	0	0	0	0	0	0	0	0	0	0
04:00	0	0	0	0	0	0	0	0	0	0	0	0	0	0
04:15	0	0	0	0	0	0	0	0	0	0	0	0	0	0
04:30	0	0	0	0	0	0	0	0	0	0	0	0	0	0
04:45	0	0	0	0	0	0	0	0	0	0	0	0	0	0
05:00	0	0	0	1	0	0	0	0	0	0	0	0	0	1
05:15	0	0	2	2	0	0	0	0	0	0	0	0	0	4
05:30	0	0	1	1	0	0	0	0	0	0	0	0	0	1
05:45	0	0	1	0	0	0	0	0	0	0	0	0	0	1
06:00	0	0	0	0	1	0	0	0	0	0	0	0	0	1
06:15	0	1	1	0	0	0	0	0	0	0	0	0	0	2
06:30	0	0	1	1	0	0	0	0	0	0	0	0	0	2
06:45	0	0	0	1	0	0	0	0	0	0	0	0	0	1
07:00	1	0	2	2	2	0	0	0	0	0	0	0	0	7
07:15	0	1	2	5	0	1	0	0	0	0	0	0	0	9
07:30	0	1	5	5	3	1	0	0	0	0	0	0	0	15
07:45	0	1	4	4	3	0	0	0	0	0	0	0	0	9
08:00	1	1	1	2	0	0	0	0	0	0	0	0	0	5
08:15	0	1	2	0	3	0	0	0	0	0	0	0	0	6
08:30	0	0	2	2	0	0	0	0	0	0	0	0	0	4
08:45	0	1	0	5	3	2	0	0	0	0	0	0	0	11
09:00	0	1	2	1	1	0	0	0	0	0	0	0	0	5
09:15	0	0	0	2	2	0	0	0	0	0	0	0	0	4
09:30	1	0	2	0	0	0	0	0	0	0	0	0	0	3
09:45	0	2	2	2	2	0	0	0	0	0	0	0	0	8
10:00	0	0	3	1	0	0	0	0	0	0	0	0	0	4
10:15	0	0	2	1	1	0	0	0	0	0	0	0	0	4
10:30	0	1	3	0	0	0	0	0	0	0	0	0	0	4
10:45	0	0	0	1	0	0	0	0	0	0	0	0	0	1
11:00	0	0	2	3	0	0	0	0	0	0	0	0	0	5
11:15	0	0	2	0	0	0	0	0	0	0	0	0	0	2
11:30	0	1	2	0	1	0	0	0	0	0	0	0	0	4
11:45	1	0	0	0	2	0	0	0	0	0	0	0	0	3
12:00 PM	0	0	0	1	0	0	0	0	0	0	0	0	0	1
12:15	0	0	1	0	0	0	0	0	0	0	0	0	0	1
12:30	0	0	1	3	1	0	0	0	0	0	0	0	0	5
12:45	0	0	1	1	1	0	0	0	0	0	0	0	0	3
13:00	0	1	1	1	0	0	0	0	0	0	0	0	0	3
13:15	0	0	1	4	1	0	0	0	0	0	0	0	0	6
13:30	0	1	0	1	2	0	0	0	0	0	0	0	0	5
13:45	0	0	3	0	3	0	1	0	0	0	0	0	0	7
14:00	1	1	1	0	1	0	0	0	0	0	0	0	0	4
14:15	1	0	0	3	0	0	0	0	0	0	0	0	0	4
14:30	0	0	0	1	1	0	0	0	0	0	0	0	0	2
14:45	0	0	2	2	2	1	0	0	0	0	0	0	0	7
15:00	0	0	0	0	2	1	0	0	0	0	0	0	0	2
15:15	0	0	1	1	0	0	0	0	0	0	0	0	0	2
15:30	0	0	2	4	4	0	1	0	0	0	0	0	0	11
15:45	0	0	0	1	1	0	0	0	0	0	0	0	0	2
16:00	1	0	3	1	0	0	0	0	0	0	0	0	0	5
16:15	0	0	0	1	2	0	0	0	0	0	0	0	0	3
16:30	0	0	3	2	1	0	0	0	0	0	0	0	0	6
16:45	0	1	3	4	2	0	0	0	0	0	0	0	0	10
17:00	0	0	5	3	1	0	0	0	0	0	0	0	0	9
17:15	0	0	1	2	2	0	0	0	0	0	0	0	0	5
17:30	0	1	1	1	0	0	0	0	0	0	0	0	0	3
17:45	0	0	1	2	1	0	0	0	0	0	0	0	0	4
18:00	1	0	1	3	1	0	0	0	0	0	0	0	0	6
18:15	0	0	3	1	0	0	0	0	0	0	0	0	0	4
18:30	0	1	2	2	0	0	0	0	0	0	0	0	0	5
18:45	0	0	1	2	0	0	0	0	0	0	0	0	0	3
19:00	1	0	0	0	1	0	0	0	0	0	0	0	0	2
19:15	1	0	2	1	0	0	0	0	0	0	0	0	0	4
19:30	1	0	2	1	0	0	0	0	0	0	0	0	0	4
19:45	0	0	1	0	0	0	0	0	0	0	0	0	0	1
20:00	0	1	0	1	0	0	0	0	0	0	0	0	0	2
20:15	0	0	1	1	1	0	0	0	0	0	0	0	0	3
20:30	0	2	1	1	1	0	0	0	0	0	0	0	0	5
20:45	0	0	4	0	0	0	0	0	0	0	0	0	0	4
21:00	1	0	0	0	0	0	0	0	0	0	0	0	0	1
21:15	1	0	2	2	0	0	0	0	0	0	0	0	0	5
21:30	0	0	1	1	0	0	0	0	0	0	0	0	0	2
21:45	0	0	0	0	0	0	0	0	0	0	0	0	0	0
22:00	0	0	0	1	0	0	0	0	0	0	0	0	0	1
22:15	0	0	0	0	0	0	0	0	0	0	0	0	0	0
22:30	0	0	0	0	0	0	0	0	0	0	0	0	0	0
22:45	0	0	0	0	0	0	0	0	0	0	0	0	0	0
23:00	0	0	0	0	1	0	0	0	0	0	0	0	0	1
23:15	0	0	0	0	0	0	0	0	0	0	0	0	0	0
23:30	0	0	0	0	0	0	0	0	0	0	0	0	0	0
23:45	0	0	0	1	0	0	0	0	0	0	0	0	0	1
Totals	13	24	94	100	57	6	2							296
% of Totals	4%	8%	32%	34%	19%	2%	1%							100%

AM Peak Hour	06:15	07:15	07:00	07:00	07:30	06:45	
Volume	1	4	10	11	15	9	
PM Peak Hour	18:45	18:30	16:30	16:30	13:45	13:00	
Volume	3	2	12	11	8	2	
Directional Peak Periods	AM 7-9		NOON 12-2		PM 4-6		Off Peak Volumes
All Classes	Volume	%	Volume	%	Volume	%	Volume
	66	22%	31	10%	45	15%	154
	← →		← →		← →		← →

Street Name	Direction	15th	50th	Average	85th	95th	ADT
SW 88th Terrace	North Bound	19	25	25	30	34	417
SW 88th Terrace	South Bound	20	26	26	32	34	296

**Summary**

Time	< 15	15 - 19	20 - 24	25 - 29	30 - 34	35 - 39	40 - 44	45 - 49	50 - 54	55 - 59	60 - 64	65 - 69	70 +	Total
00:00 AM	0	0	0	0	0	0	0	0	0	0	0	0	0	0
00:15	0	0	0	0	0	0	0	0	0	0	0	0	0	0
00:30	0	0	0	0	0	0	0	0	0	0	0	0	0	0
00:45	0	0	0	0	0	0	0	0	0	0	0	0	0	0
01:00	0	0	0	0	0	0	0	0	0	0	0	0	0	0
01:15	0	1	1	0	0	0	0	0	0	0	0	0	0	2
01:30	0	0	0	0	0	0	0	0	0	0	0	0	0	0
01:45	0	0	0	0	0	0	0	0	0	0	0	0	0	0
02:00	0	0	0	0	0	0	0	0	0	0	0	0	0	0
02:15	0	0	0	0	0	0	0	0	0	0	0	0	0	0
02:30	0	0	0	0	0	0	0	0	0	0	0	0	0	0
02:45	0	0	0	0	0	0	0	0	0	0	0	0	0	0
03:00	0	0	0	0	0	0	0	0	0	0	0	0	0	0
03:15	0	0	0	0	0	0	0	0	0	0	0	0	0	0
03:30	0	0	0	0	0	0	0	0	0	0	0	0	0	0
03:45	0	0	0	0	0	0	0	0	0	0	0	0	0	0
04:00	0	0	0	0	0	0	0	0	0	0	0	0	0	0
04:15	0	0	0	0	0	0	0	0	0	0	0	0	0	0
04:30	0	0	0	0	0	0	0	0	0	0	0	0	0	0
04:45	0	0	0	0	0	0	0	0	0	0	0	0	0	0
05:00	0	0	0	1	1	0	0	0	0	0	0	0	0	2
05:15	0	0	0	2	2	0	0	0	0	0	0	0	0	4
05:30	0	0	0	1	0	0	0	0	0	0	0	0	0	1
05:45	0	0	1	0	0	0	0	0	0	0	0	0	0	1
06:00	0	0	0	0	1	0	0	0	0	0	0	0	0	1
06:15	0	1	1	1	0	0	0	0	0	0	0	0	0	3
06:30	0	1	1	1	1	0	0	0	0	0	0	0	0	4
06:45	0	1	0	2	0	0	0	0	0	0	0	0	0	3
07:00	1	0	2	6	3	0	0	0	0	0	0	0	0	12
07:15	0	1	2	5	2	1	0	0	0	0	0	0	0	11
07:30	0	4	8	8	5	1	0	0	0	0	0	0	0	26
07:45	0	1	5	9	4	0	0	0	0	0	0	0	0	19
08:00	1	1	4	3	0	0	0	0	0	0	0	0	0	8
08:15	0	2	3	3	3	0	0	0	0	0	0	0	0	11
08:30	2	0	3	7	0	0	0	0	0	0	0	0	0	12
08:45	0	2	3	11	4	3	0	0	0	0	0	0	0	23
09:00	1	1	4	5	1	0	0	0	0	0	0	0	0	12
09:15	0	0	3	4	5	0	0	0	0	0	0	0	0	10
09:30	1	0	2	1	0	0	0	0	0	0	0	0	0	4
09:45	0	3	4	3	2	0	0	0	0	0	0	0	0	12
10:00	0	0	6	3	0	0	0	0	0	0	0	0	0	9
10:15	0	1	5	4	1	0	0	0	0	0	0	0	0	11
10:30	0	2	3	1	0	0	0	0	0	0	0	0	0	6
10:45	0	0	3	2	2	0	0	0	0	0	0	0	0	7
11:00	0	0	4	5	0	0	0	0	0	0	0	0	0	9
11:15	2	0	3	1	0	0	0	0	0	0	0	0	0	6
11:30	0	1	3	2	2	0	0	0	0	0	0	0	0	8
11:45	1	1	3	2	2	0	0	0	0	0	0	0	0	9
12:00 PM	0	0	1	3	0	0	0	0	0	0	0	0	0	4
12:15	0	1	5	2	1	0	0	0	0	0	0	0	0	9
12:30	0	0	1	5	3	0	0	0	0	0	0	0	0	9
12:45	1	0	2	5	1	0	0	0	0	0	0	0	0	9
13:00	1	1	5	1	1	0	0	0	0	0	0	0	0	9
13:15	0	0	2	8	5	0	0	0	0	0	0	0	0	15
13:30	0	1	2	6	0	0	0	0	0	0	0	0	0	11
13:45	1	0	3	4	3	0	1	0	0	0	0	0	0	12
14:00	1	4	4	1	2	0	0	0	0	0	0	0	0	12
14:15	2	2	4	6	1	0	0	0	0	0	0	0	0	15
14:30	1	0	2	4	2	0	0	0	0	0	0	0	0	9
14:45	0	0	8	7	3	1	0	0	0	0	0	0	0	19
15:00	1	0	4	4	2	2	0	0	0	0	0	0	0	13
15:15	2	1	5	4	1	0	0	0	0	0	0	0	0	13
15:30	0	2	5	10	6	1	1	0	0	0	0	0	0	25
15:45	0	1	0	3	1	0	0	0	0	0	0	0	0	5
16:00	1	0	8	3	1	0	0	0	0	0	0	0	0	13
16:15	0	1	5	1	5	0	0	0	0	0	0	0	0	10
16:30	0	1	5	8	3	0	0	0	0	0	0	0	0	17
16:45	0	2	8	11	3	1	0	0	0	0	0	0	0	25
17:00	0	1	8	7	2	0	0	0	0	0	0	0	0	18
17:15	0	0	2	5	2	1	0	0	0	0	0	0	0	10
17:30	0	1	3	4	1	0	0	0	0	0	0	0	0	9
17:45	1	2	3	4	2	0	0	0	0	0	0	0	0	12
18:00	1	3	6	5	2	0	0	0	0	0	0	0	0	17
18:15	0	0	7	6	2	1	0	0	0	0	0	0	0	16
18:30	0	3	3	3	0	0	0	0	0	0	0	0	0	9
18:45	0	0	5	4	0	0	0	0	0	0	0	0	0	9
19:00	2	3	3	2	1	3	0	0	0	0	0	0	0	14
19:15	3	3	3	2	3	1	0	0	0	0	0	0	0	12
19:30	2	3	6	4	0	0	0	0	0	0	0	0	0	15
19:45	0	2	2	2	1	1	0	0	0	0	0	0	0	8
20:00	0	1	0	2	2	0	0	0	0	0	0	0	0	5
20:15	0	2	2	3	2	0	0	0	0	0	0	0	0	9
20:30	2	4	4	16	13	14	4	0	0	0	0	0	0	46
20:45	1	3	5	3	0	0	0	0	0	0	0	0	0	12
21:00	1	1	0	1	0	0	0	0	0	0	0	0	0	3
21:15	1	0	2	2	1	0	0	0	0	0	0	0	0	6
21:30	0	2	5	2	0	0	0	0	0	0	0	0	0	9
21:45	0	2	3	1	0	0	0	0	0	0	0	0	0	8
22:00	0	0	0	1	0	0	0	0	0	0	0	0	0	1
22:15	0	0	1	1	0	0	0	0	0	0	0	0	0	2
22:30	0	1	0	1	0	0	0	0	0	0	0	0	0	2
22:45	0	0	1	0	0	0	0	0	0	0	0	0	0	1
23:00	0	0	0	0	1	0	0	0	0	0	0	0	0	1
23:15	0	0	0	0	0	0	0	0	0	0	0	0	0	0
23:30	0	0	0	0	0	0	0	0	0	0	0	0	0	0
23:45	0	0	0	2	0	0	0	0	0	0	0	0	0	2
<b>Totals</b>	<b>34</b>	<b>78</b>	<b>222</b>	<b>255</b>	<b>109</b>	<b>13</b>	<b>2</b>							<b>713</b>
<b>% of Totals</b>	<b>5%</b>	<b>11%</b>	<b>31%</b>	<b>36%</b>	<b>15%</b>	<b>2%</b>	<b>0%</b>							<b>100%</b>

Directional Peak Periods	AM 7-9		NOON 12-2		PM 4-6		Off Peak Volumes	
All Classes	Volume	%	Volume	%	Volume	%	Volume	%
	122	17%	78	11%	114	16%	399	56%

Street Name	Direction	15th	50th	Average	85th	95th	ADT
SW 88th Terrace	Summary	20	25	25	31	34	713

# SPEED

## SW 88th Terrace S/O SW 57th Ct

Day: Wednesday

Date: 5/17/2023

City: Cooper City

Project #: FL23\_140259\_030n

### North Bound

Time	< 15	15 - 19	20 - 24	25 - 29	30 - 34	35 - 39	40 - 44	45 - 49	50 - 54	55 - 59	60 - 64	65 - 69	70 +	Total
00:00 AM	0	0	0	0	0	0	0	0	0	0	0	0	0	0
01:00	0	0	1	0	0	0	0	0	0	0	0	0	0	1
02:00	0	0	0	0	0	0	0	0	0	0	0	0	0	0
03:00	0	0	0	0	0	0	0	0	0	0	0	0	0	0
04:00	0	0	0	0	0	0	0	0	0	0	0	0	0	0
05:00	0	0	0	0	1	0	0	0	0	0	0	0	0	1
06:00	0	2	0	2	1	0	0	0	0	0	0	0	0	5
07:00	0	3	7	12	6	0	0	0	0	0	0	0	0	28
08:00	2	2	8	14	1	1	0	0	0	0	0	0	0	28
09:00	1	1	5	8	3	0	0	0	0	0	0	0	0	18
10:00	0	2	8	6	1	0	0	0	0	0	0	0	0	17
11:00	2	1	7	7	1	0	0	0	0	0	0	0	0	18
12:00 PM	1	1	6	10	3	0	0	0	0	0	0	0	0	21
13:00	2	0	7	9	8	0	0	0	0	0	0	0	0	26
14:00	2	5	15	12	4	0	0	0	0	0	0	0	0	38
15:00	3	4	11	15	4	2	0	0	0	0	0	0	0	39
16:00	0	3	13	19	5	1	0	0	0	0	0	0	0	41
17:00	1	3	8	12	3	1	0	0	0	0	0	0	0	28
18:00	0	5	14	10	3	1	0	0	0	0	0	0	0	33
19:00	4	9	7	8	4	1	0	0	0	0	0	0	0	33
20:00	3	7	4	6	3	0	0	0	0	0	0	0	0	23
21:00	0	5	5	2	1	0	0	0	0	0	0	0	0	13
22:00	0	1	2	2	0	0	0	0	0	0	0	0	0	5
23:00	0	0	0	1	0	0	0	0	0	0	0	0	0	1
<b>Totals</b>	<b>21</b>	<b>54</b>	<b>128</b>	<b>155</b>	<b>52</b>	<b>7</b>								<b>417</b>
<b>% of Totals</b>	5%	13%	31%	37%	12%	2%								100%

<b>AM Volumes</b>	5	11	36	49	14	1	0	0	0	0	0	0	0	116
<b>% AM</b>	1%	3%	9%	12%	3%	0%								28%
<b>AM Peak Hour</b>	08:00	07:00	08:00	08:00	07:00	08:00								07:00
<b>Volume</b>	2	3	8	14	6	1								28
<b>PM Volumes</b>	16	43	92	106	38	6	0	0	0	0	0	0	0	301
<b>% PM</b>	4%	10%	22%	25%	9%	1%								72%
<b>PM Peak Hour</b>	19:00	19:00	14:00	16:00	13:00	15:00								16:00
<b>Volume</b>	4	9	15	19	8	2								41

Directional Peak Periods All Speeds	AM 7-9		NOON 12-2		PM 4-6		Off Peak Volumes	
	Volume	%	Volume	%	Volume	%	Volume	%
	56	↔ 13%	47	↔ 11%	69	↔ 17%	245	↔ 59%

Street Name	Direction	Percentiles					ADT
		15th	50th	Average	85th	95th	
SW 88th Terrace	North Bound	19	25	25	30	34	417
SW 88th Terrace	South Bound	20	26	26	32	34	296



# SPEED

## SW 88th Terrace S/O SW 57th Ct

Day: Wednesday

Date: 5/17/2023

City: Cooper City

Project #: FL23\_140259\_030s

### South Bound

Time	< 15	15 - 19	20 - 24	25 - 29	30 - 34	35 - 39	40 - 44	45 - 49	50 - 54	55 - 59	60 - 64	65 - 69	70 +	Total
00:00 AM	0	0	0	0	0	0	0	0	0	0	0	0	0	0
01:00	0	1	0	0	0	0	0	0	0	0	0	0	0	1
02:00	0	0	0	0	0	0	0	0	0	0	0	0	0	0
03:00	0	0	0	0	0	0	0	0	0	0	0	0	0	0
04:00	0	0	0	0	0	0	0	0	0	0	0	0	0	0
05:00	0	0	3	4	0	0	0	0	0	0	0	0	0	7
06:00	0	1	2	2	1	0	0	0	0	0	0	0	0	6
07:00	1	3	10	16	8	2	0	0	0	0	0	0	0	40
08:00	1	3	5	9	6	2	0	0	0	0	0	0	0	26
09:00	1	3	6	5	5	0	0	0	0	0	0	0	0	20
10:00	0	1	9	4	2	0	0	0	0	0	0	0	0	16
11:00	1	1	6	3	3	0	0	0	0	0	0	0	0	14
12:00 PM	0	0	3	5	2	0	0	0	0	0	0	0	0	10
13:00	0	2	5	6	7	0	1	0	0	0	0	0	0	21
14:00	2	1	3	6	4	1	0	0	0	0	0	0	0	17
15:00	0	0	3	6	6	1	1	0	0	0	0	0	0	17
16:00	1	1	9	8	5	0	0	0	0	0	0	0	0	24
17:00	0	1	8	8	4	0	0	0	0	0	0	0	0	21
18:00	1	1	7	8	1	0	0	0	0	0	0	0	0	18
19:00	3	2	5	2	1	0	0	0	0	0	0	0	0	13
20:00	0	3	7	3	1	0	0	0	0	0	0	0	0	14
21:00	2	0	3	3	0	0	0	0	0	0	0	0	0	8
22:00	0	0	0	1	0	0	0	0	0	0	0	0	0	1
23:00	0	0	0	1	1	0	0	0	0	0	0	0	0	2
<b>Totals</b>	<b>13</b>	<b>24</b>	<b>94</b>	<b>100</b>	<b>57</b>	<b>6</b>	<b>2</b>							<b>296</b>
<b>% of Totals</b>	4%	8%	32%	34%	19%	2%	1%							100%

<b>AM Volumes</b>	4	13	41	43	25	4	0	0	0	0	0	0	0	130
<b>% AM</b>	1%	4%	14%	15%	8%	1%								44%
<b>AM Peak Hour</b>	07:00	07:00	07:00	07:00	07:00	07:00								07:00
<b>Volume</b>	1	3	10	16	8	2								40
<b>PM Volumes</b>	9	11	53	57	32	2	2	0	0	0	0	0	0	166
<b>% PM</b>	3%	4%	18%	19%	11%	1%	1%							56%
<b>PM Peak Hour</b>	19:00	20:00	16:00	16:00	13:00	14:00	13:00							16:00
<b>Volume</b>	3	3	9	8	7	1	1							24

Directional Peak Periods All Speeds	AM 7-9		NOON 12-2		PM 4-6		Off Peak Volumes	
	Volume	%	Volume	%	Volume	%	Volume	%
	66	↔ 22%	31	↔ 10%	45	↔ 15%	154	↔ 52%

Street Name	Direction	Percentiles					ADT
		15th	50th	Average	85th	95th	
SW 88th Terrace	North Bound	19	25	25	30	34	417
SW 88th Terrace	South Bound	20	26	26	32	34	296

# SPEED

SW 88th Terrace S/O SW 57th Ct

Day: Wednesday

Date: 5/17/2023

City: Cooper City

Project #: FL23\_140259\_030

## Summary

Time	< 15	15 - 19	20 - 24	25 - 29	30 - 34	35 - 39	40 - 44	45 - 49	50 - 54	55 - 59	60 - 64	65 - 69	70 +	Total
00:00 AM	0	0	0	0	0	0	0	0	0	0	0	0	0	0
01:00	0	1	1	0	0	0	0	0	0	0	0	0	0	2
02:00	0	0	0	0	0	0	0	0	0	0	0	0	0	0
03:00	0	0	0	0	0	0	0	0	0	0	0	0	0	0
04:00	0	0	0	0	0	0	0	0	0	0	0	0	0	0
05:00	0	0	3	4	1	0	0	0	0	0	0	0	0	8
06:00	0	3	2	4	2	0	0	0	0	0	0	0	0	11
07:00	1	6	17	28	14	2	0	0	0	0	0	0	0	68
08:00	3	5	13	23	7	3	0	0	0	0	0	0	0	54
09:00	2	4	11	13	8	0	0	0	0	0	0	0	0	38
10:00	0	3	17	10	3	0	0	0	0	0	0	0	0	33
11:00	3	2	13	10	4	0	0	0	0	0	0	0	0	32
12:00 PM	1	1	9	15	5	0	0	0	0	0	0	0	0	31
13:00	2	2	12	15	15	0	1	0	0	0	0	0	0	47
14:00	4	6	18	18	8	1	0	0	0	0	0	0	0	55
15:00	3	4	14	21	10	3	1	0	0	0	0	0	0	56
16:00	1	4	22	27	10	1	0	0	0	0	0	0	0	65
17:00	1	4	16	20	7	1	0	0	0	0	0	0	0	49
18:00	1	6	21	18	4	1	0	0	0	0	0	0	0	51
19:00	7	11	12	10	5	1	0	0	0	0	0	0	0	46
20:00	3	10	11	9	4	0	0	0	0	0	0	0	0	37
21:00	2	5	8	5	1	0	0	0	0	0	0	0	0	21
22:00	0	1	2	3	0	0	0	0	0	0	0	0	0	6
23:00	0	0	0	2	1	0	0	0	0	0	0	0	0	3
<b>Totals</b>	<b>34</b>	<b>78</b>	<b>222</b>	<b>255</b>	<b>109</b>	<b>13</b>	<b>2</b>							<b>713</b>
<b>% of Totals</b>	<b>5%</b>	<b>11%</b>	<b>31%</b>	<b>36%</b>	<b>15%</b>	<b>2%</b>	<b>0%</b>							<b>100%</b>

<b>AM Volumes</b>	9	24	77	92	39	5	0	0	0	0	0	0	0	246
<b>% AM</b>	1%	3%	11%	13%	5%	1%								35%
<b>AM Peak Hour</b>	08:00	07:00	07:00	07:00	07:00	08:00								07:00
<b>Volume</b>	3	6	17	28	14	3								68
<b>PM Volumes</b>	25	54	145	163	70	8	2	0	0	0	0	0	0	467
<b>% PM</b>	4%	8%	20%	23%	10%	1%	0%							65%
<b>PM Peak Hour</b>	19:00	19:00	16:00	16:00	13:00	15:00	13:00							16:00
<b>Volume</b>	7	11	22	27	15	3	1							65

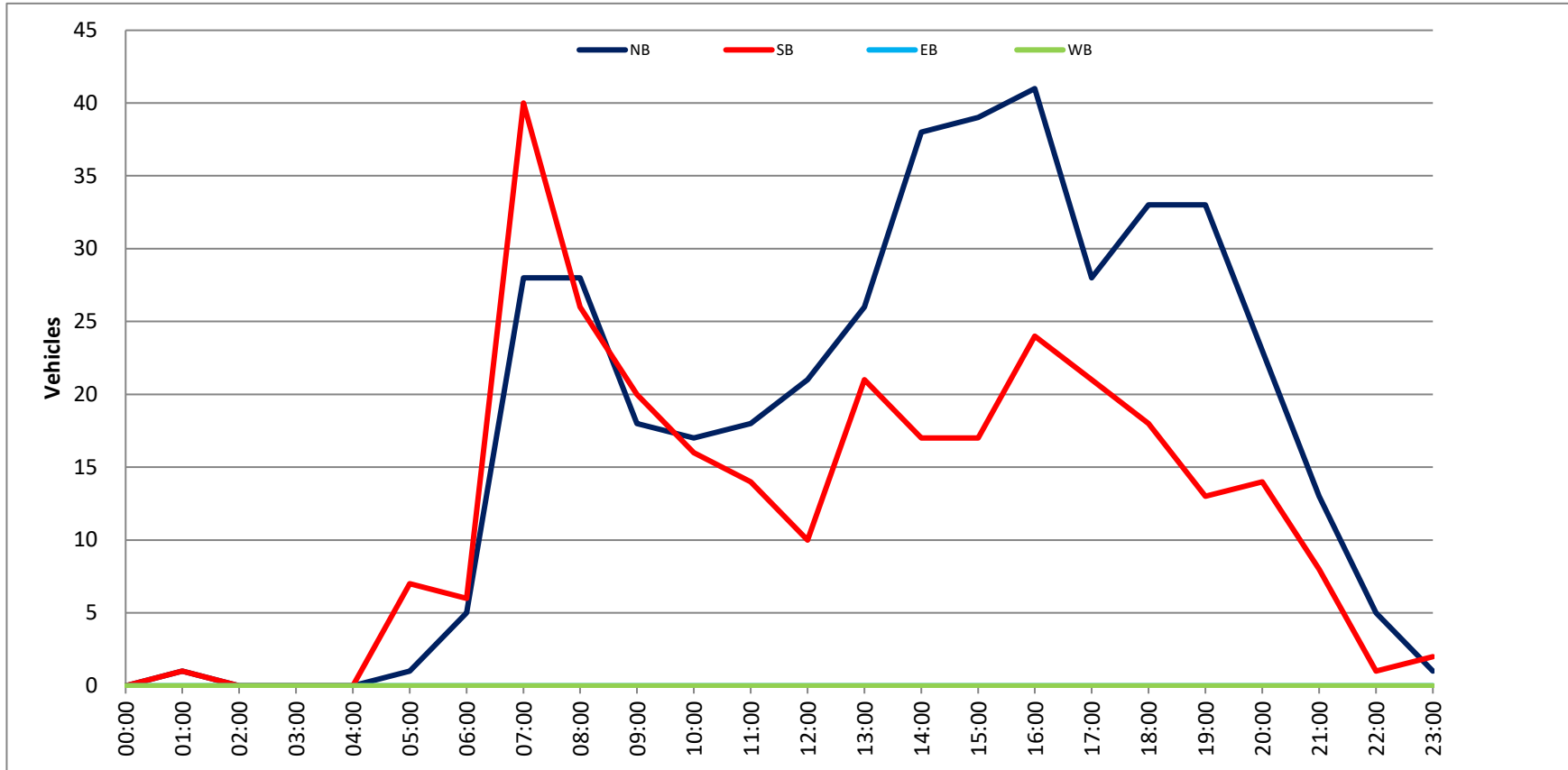
Directional Peak Periods All Speeds	AM 7-9		NOON 12-2		PM 4-6		Off Peak Volumes	
	Volume	%	Volume	%	Volume	%	Volume	%
	122	↔ 17%	78	↔ 11%	114	↔ 16%	399	↔ 56%

Street Name	Direction	Percentiles					ADT
		15th	50th	Average	85th	95th	
SW 88th Terrace	Summary	20	25	25	31	34	713

Day: Wednesday  
 Date: 5/17/2023

City: Cooper City  
 Project #: FL23\_140259\_030

DAILY TOTALS										NB		SB		EB		WB		Total
										417		296		0		0		713
AM Period	NB	SB	EB	WB	TOTAL	PM Period	NB	SB	EB	WB	TOTAL	SPLIT %	PM Period	NB	SB	EB	WB	TOTAL
00:00	0	0	0	0		12:00	3	1	1	0	0		12:00	8	1	0	0	4
00:15	0	0	0	0		12:15	4	1	1	0	0		12:15	8	1	0	0	9
00:30	0	0	0	0		12:30	4	5	0	0	0		12:30	4	5	0	0	9
00:45	0	0	0	0		12:45	6	21	3	10	0		12:45	6	21	3	10	31
01:00	0	0	0	0		13:00	6	3	3	0	0		13:00	6	3	0	0	9
01:15	1	1	0	0	2	13:15	9	6	6	0	0		13:15	9	6	0	0	15
01:30	0	0	0	0		13:30	6	5	5	0	0		13:30	6	5	0	0	11
01:45	0	1	0	0	2	13:45	5	26	7	21	0		13:45	5	26	7	21	47
02:00	0	0	0	0		14:00	8	4	4	0	0		14:00	8	4	0	0	12
02:15	0	0	0	0		14:15	11	4	4	0	0		14:15	11	4	0	0	15
02:30	0	0	0	0		14:30	7	7	2	0	0		14:30	7	7	0	0	14
02:45	0	0	0	0		14:45	12	38	7	17	0		14:45	12	38	7	17	19
03:00	0	0	0	0		15:00	11	2	2	0	0		15:00	11	2	0	0	13
03:15	0	0	0	0		15:15	11	2	2	0	0		15:15	11	2	0	0	13
03:30	0	0	0	0		15:30	14	11	11	0	0		15:30	14	11	0	0	25
03:45	0	0	0	0		15:45	3	39	2	17	0		15:45	3	39	2	17	56
04:00	0	0	0	0		16:00	8	5	5	0	0		16:00	8	5	0	0	13
04:15	0	0	0	0		16:15	7	3	3	0	0		16:15	7	3	0	0	10
04:30	0	0	0	0		16:30	11	6	6	0	0		16:30	11	6	0	0	17
04:45	0	0	0	0		16:45	15	41	10	24	0		16:45	15	41	10	24	25
05:00	1	1	0	0	2	17:00	9	9	9	0	0		17:00	9	9	0	0	18
05:15	0	4	0	0	4	17:15	5	5	5	0	0		17:15	5	5	0	0	10
05:30	0	1	0	0	1	17:30	6	3	3	0	0		17:30	6	3	0	0	9
05:45	0	1	0	0	8	17:45	8	28	4	21	0		17:45	8	28	4	21	12
06:00	0	1	0	0	1	18:00	11	6	6	0	0		18:00	11	6	0	0	17
06:15	1	2	0	0	3	18:15	12	4	4	0	0		18:15	12	4	0	0	16
06:30	2	2	0	0	4	18:30	4	5	5	0	0		18:30	4	5	0	0	9
06:45	2	5	0	0	3	18:45	6	33	3	18	0		18:45	6	33	3	18	9
07:00	5	7	0	0	12	19:00	9	2	2	0	0		19:00	9	2	0	0	11
07:15	2	9	0	0	11	19:15	6	6	6	0	0		19:15	6	6	0	0	12
07:30	11	15	0	0	26	19:30	11	4	4	0	0		19:30	11	4	0	0	15
07:45	10	28	9	0	19	19:45	7	33	1	13	0		19:45	7	33	1	13	8
08:00	3	5	0	0	8	20:00	3	2	2	0	0		20:00	3	2	0	0	5
08:15	5	6	0	0	11	20:15	6	3	3	0	0		20:15	6	3	0	0	9
08:30	8	4	0	0	12	20:30	6	5	5	0	0		20:30	6	5	0	0	11
08:45	12	28	11	0	23	20:45	8	23	4	14	0		20:45	8	23	4	14	12
09:00	7	5	0	0	12	21:00	2	1	1	0	0		21:00	2	1	0	0	3
09:15	6	4	0	0	10	21:15	1	5	5	0	0		21:15	1	5	0	0	6
09:30	1	3	0	0	4	21:30	7	2	2	0	0		21:30	7	2	0	0	9
09:45	4	18	8	0	12	21:45	3	13	0	8	0		21:45	3	13	0	8	3
10:00	5	4	0	0	9	22:00	0	1	1	0	0		22:00	0	1	0	0	1
10:15	7	4	0	0	11	22:15	2	2	0	0	0		22:15	2	2	0	0	2
10:30	2	4	0	0	6	22:30	2	2	0	0	0		22:30	2	2	0	0	2
10:45	3	17	4	0	7	22:45	1	5	0	1	0		22:45	1	5	0	1	6
11:00	4	5	0	0	9	23:00	0	1	1	0	0		23:00	0	1	0	0	1
11:15	4	2	0	0	6	23:15	0	0	0	0	0		23:15	0	0	0	0	0
11:30	4	4	0	0	8	23:30	0	0	0	0	0		23:30	0	0	0	0	0
11:45	6	18	3	0	9	23:45	1	1	1	2	0		23:45	1	1	1	2	2
TOTALS	116	130			246	TOTALS	301	166					TOTALS	301	166			467
SPLIT %	47.2%	52.8%			34.5%	SPLIT %	64.5%	35.5%					SPLIT %	64.5%	35.5%			65.5%
<b>DAILY TOTALS</b>										NB		SB		EB		WB		Total
										417		296		0		0		713
AM Peak Hour	08:30	07:00			07:00	PM Peak Hour	14:45	16:30			14:45		PM Peak Hour	14:45	16:30			14:45
AM Pk Volume	33	40			68	PM Pk Volume	48	30			48		PM Pk Volume	48	30			70
PK Hr Factor	0.688	0.667			0.654	PK Hr Factor	0.857	0.750			0.857		PK Hr Factor	0.857	0.750			0.700
7 - 9 Volume	56	66	0	0	122	4 - 6 Volume	69	45	0	0	0		4 - 6 Volume	69	45	0	0	114
7 - 9 Peak Hour	07:30	07:00			07:00	4 - 6 Peak Hour	16:15	16:30			16:15		4 - 6 Peak Hour	16:15	16:30			16:15
7 - 9 Pk Volume	29	40	0	0	68	4 - 6 Pk Volume	42	30	0	0	0		4 - 6 Pk Volume	42	30	0	0	70
PK Hr Factor	0.659	0.667	0.000	0.000	0.654	PK Hr Factor	0.700	0.750	0.000	0.000	0.700		PK Hr Factor	0.750	0.750	0.000	0.000	0.700



North Bound														
Time	< 15	15 - 19	20 - 24	25 - 29	30 - 34	35 - 39	40 - 44	45 - 49	50 - 54	55 - 59	60 - 64	65 - 69	70 +	Total
00:00 AM	0	0	1	0	0	0	0	0	0	0	0	0	0	1
00:15	0	0	0	0	0	0	0	0	0	0	0	0	0	0
00:30	0	0	0	0	0	0	0	0	0	0	0	0	0	0
00:45	0	0	0	0	0	0	0	0	0	0	0	0	0	0
01:00	0	0	0	0	0	0	0	0	0	0	0	0	0	0
01:15	0	0	0	0	0	0	0	0	0	0	0	0	0	0
01:30	0	0	0	0	0	0	0	0	0	0	0	0	0	0
01:45	1	0	0	0	0	0	0	0	0	0	0	0	0	1
02:00	0	0	0	0	0	0	0	0	0	0	0	0	0	0
02:15	0	0	0	0	0	0	0	0	0	0	0	0	0	0
02:30	0	0	0	0	0	0	0	0	0	0	0	0	0	0
02:45	0	0	0	0	0	0	0	0	0	0	0	0	0	0
03:00	0	0	0	0	0	0	0	0	0	0	0	0	0	0
03:15	0	0	0	0	0	0	0	0	0	0	0	0	0	0
03:30	0	0	0	0	0	0	0	0	0	0	0	0	0	0
03:45	0	0	0	0	0	0	0	0	0	0	0	0	0	0
04:00	0	0	0	0	0	0	0	0	0	0	0	0	0	0
04:15	0	0	0	0	0	0	0	0	0	0	0	0	0	0
04:30	0	0	1	0	0	0	0	0	0	0	0	0	0	1
04:45	0	0	0	0	0	0	0	0	0	0	0	0	0	0
05:00	0	0	0	0	0	0	0	0	0	0	0	0	0	0
05:15	0	0	0	0	0	0	0	0	0	0	0	0	0	0
05:30	0	0	0	0	0	0	0	0	0	0	0	0	0	0
05:45	0	0	0	0	0	0	0	0	0	0	0	0	0	0
06:00	0	0	0	0	0	0	0	0	0	0	0	0	0	0
06:15	0	0	0	0	1	0	0	0	0	0	0	0	0	1
06:30	0	1	0	0	2	0	0	0	0	0	0	0	0	3
06:45	0	1	0	0	0	0	0	0	0	0	0	0	0	1
07:00	0	0	4	0	1	0	0	0	0	0	0	0	0	5
07:15	0	0	1	4	0	0	0	0	0	0	0	0	0	5
07:30	1	3	4	3	0	0	0	0	0	0	0	0	0	11
07:45	0	2	3	3	0	0	0	0	0	0	0	0	0	8
08:00	0	1	3	3	0	0	0	0	0	0	0	0	0	6
08:15	0	2	2	1	0	0	0	0	0	0	0	0	0	5
08:30	1	1	5	2	1	0	0	0	0	0	0	0	0	10
08:45	1	0	4	3	3	0	0	0	0	0	0	0	0	11
09:00	0	0	0	1	0	0	0	0	0	0	0	0	0	1
09:15	0	2	0	1	0	0	0	0	0	0	0	0	0	3
09:30	1	1	2	1	0	0	0	0	0	0	0	0	0	5
09:45	0	1	3	2	1	1	0	0	0	0	0	0	0	8
10:00	0	1	0	2	1	0	0	0	0	0	0	0	0	4
10:15	0	1	4	3	0	0	0	0	0	0	0	0	0	8
10:30	0	1	6	0	0	0	0	0	0	0	0	0	0	7
10:45	0	2	0	0	1	0	0	0	0	0	0	0	0	3
11:00	0	1	3	0	0	0	0	0	0	0	0	0	0	4
11:15	0	1	1	1	1	0	0	0	0	0	0	0	0	3
11:30	0	3	3	2	1	0	0	0	0	0	0	0	0	9
11:45	0	0	3	1	1	0	0	0	0	0	0	0	0	5
12:00 PM	0	1	4	1	0	0	0	0	0	0	0	0	0	5
12:15	0	1	2	1	0	0	0	0	0	0	0	0	0	4
12:30	1	0	0	1	1	0	0	0	0	0	0	0	0	3
12:45	0	0	2	1	0	0	0	0	0	0	0	0	0	3
13:00	1	1	1	1	0	0	0	0	0	0	0	0	0	4
13:15	0	0	1	2	1	0	0	0	0	0	0	0	0	4
13:30	0	1	2	4	2	0	0	0	0	0	0	0	0	8
13:45	0	1	3	1	0	0	0	0	0	0	0	0	0	5
14:00	0	3	5	2	0	0	0	0	0	0	0	0	0	10
14:15	2	1	4	2	0	0	0	0	0	0	0	0	0	9
14:30	1	1	1	2	0	1	0	0	0	0	0	0	0	6
14:45	0	4	3	1	1	0	0	0	0	0	0	0	0	9
15:00	1	0	7	1	1	0	0	0	0	0	0	0	0	11
15:15	0	4	5	1	1	1	0	0	0	0	0	0	0	12
15:30	1	3	8	3	3	0	0	0	0	0	0	0	0	18
15:45	0	0	2	2	0	0	0	0	0	0	0	0	0	4
16:00	2	2	5	4	1	0	0	0	0	0	0	0	0	14
16:15	0	0	6	2	0	0	0	0	0	0	0	0	0	8
16:30	1	2	5	3	1	0	0	0	0	0	0	0	0	12
16:45	0	0	1	1	0	0	0	0	0	0	0	0	0	2
17:00	1	2	7	1	0	0	0	0	0	0	0	0	0	11
17:15	1	1	6	2	0	0	0	0	0	0	0	0	0	10
17:30	1	6	2	3	1	0	0	0	0	0	0	0	0	13
17:45	1	0	1	0	1	0	0	0	0	0	0	0	0	4
18:00	0	0	6	2	0	0	0	0	0	0	0	0	0	8
18:15	1	0	3	0	1	0	0	0	0	0	0	0	0	5
18:30	0	1	1	2	0	0	0	0	0	0	0	0	0	4
18:45	0	0	4	3	0	0	0	0	0	0	0	0	0	7
19:00	0	0	1	0	0	0	0	0	0	0	0	0	0	1
19:15	1	0	3	3	0	0	0	0	0	0	0	0	0	7
19:30	1	0	4	1	0	0	0	0	0	0	0	0	0	6
19:45	1	0	3	0	0	0	0	0	0	0	0	0	0	4
20:00	2	0	0	1	0	0	0	0	0	0	0	0	0	3
20:15	0	0	0	3	0	0	0	0	0	0	0	0	0	3
20:30	1	0	5	1	1	0	0	0	0	0	0	0	0	8
20:45	0	2	0	1	0	0	0	0	0	0	0	0	0	3
21:00	0	1	2	2	1	0	0	0	0	0	0	0	0	6
21:15	0	0	1	0	0	0	0	0	0	0	0	0	0	1
21:30	0	2	2	2	1	0	0	0	0	0	0	0	0	7
21:45	0	2	3	0	2	0	0	0	0	0	0	0	0	6
22:00	0	0	2	0	1	0	0	0	0	0	0	0	0	3
22:15	0	0	1	1	0	0	0	0	0	0	0	0	0	2
22:30	1	0	1	1	1	0	0	0	0	0	0	0	0	4
22:45	0	0	2	1	0	0	0	0	0	0	0	0	0	3
23:00	0	0	1	1	0	0	0	0	0	0	0	0	0	2
23:15	0	1	0	1	0	0	0	0	0	0	0	0	0	2
23:30	1	0	1	0	0	0	0	0	0	0	0	0	0	2
23:45	0	1	0	0	0	0	0	0	0	0	0	0	0	1
<b>Totals</b>	<b>28</b>	<b>62</b>	<b>175</b>	<b>109</b>	<b>36</b>	<b>4</b>								<b>419</b>
% of Totals	7%	16%	42%	26%	8%	1%								100%
<b>AM Volumes</b>	5	24	52	35	12	1	0	0	0	0	0	0	0	129
% AM	1%	6%	12%	8%	3%	0%								31%
<b>AM Peak Hour</b>	08:00	07:30	08:00	07:15	08:00	09:00								08:00
Volume	2	8	12	13	4	1								32
<b>PM Volumes</b>	23	43	123	74	24	3	0	0	0	0	0	0	0	290
% PM	5%	10%	29%	18%	6%	1%								69%
<b>PM Peak Hour</b>	19:15	18:45	18:45	17:45	18:45	14:30								18:45
Volume	5	11	21	12	6	2								49
<b>Directional Peak Periods</b>	<b>AM 7-9</b>			<b>NOON 12-2</b>			<b>PM 4-6</b>			<b>Off Peak Volumes</b>				
All Classes	Volume	%	Volume	%	Volume	%	Volume	%	Volume	%	Volume	%		
	61	15%	37	9%	75	18%	246	59%						

Street Name	Direction	Percentiles					
		15th	50th	Average	85th	95th	ADT
SW 88th Terrace	North Bound	18	23	23	29	33	419
SW 88th Terrace	South Bound	19	25	24	30	34	282

South Bound

Time	< 15	15 - 19	20 - 24	25 - 29	30 - 34	35 - 39	40 - 44	45 - 49	50 - 54	55 - 59	60 - 64	65 - 69	70 +	Total
00:00 AM	0	0	0	0	0	0	0	0	0	0	0	0	0	0
00:15	0	0	0	0	0	0	0	0	0	0	0	0	0	0
00:30	0	0	0	0	0	0	0	0	0	0	0	0	0	0
00:45	0	0	0	0	0	0	0	0	0	0	0	0	0	0
01:00	0	0	0	0	0	0	0	0	0	0	0	0	0	0
01:15	0	0	0	0	0	0	0	0	0	0	0	0	0	0
01:30	0	0	0	0	0	0	0	0	0	0	0	0	0	0
01:45	0	0	0	0	0	0	0	0	0	0	0	0	0	0
02:00	0	0	0	0	0	0	0	0	0	0	0	0	0	0
02:15	0	0	0	0	0	0	0	0	0	0	0	0	0	0
02:30	0	0	0	0	0	0	0	0	0	0	0	0	0	0
02:45	0	0	0	0	0	0	0	0	0	0	0	0	0	0
03:00	0	0	0	0	0	0	0	0	0	0	0	0	0	0
03:15	0	0	0	0	0	0	0	0	0	0	0	0	0	0
03:30	0	0	0	0	0	0	0	0	0	0	0	0	0	0
03:45	0	0	0	0	0	0	0	0	0	0	0	0	0	0
04:00	0	0	0	0	0	0	0	0	0	0	0	0	0	0
04:15	0	0	1	0	0	0	0	0	0	0	0	0	0	1
04:30	0	0	0	0	0	0	0	0	0	0	0	0	0	0
04:45	0	0	0	0	0	0	0	0	0	0	0	0	0	0
05:00	0	0	1	1	0	0	0	0	0	0	0	0	0	2
05:15	0	0	0	2	0	0	0	0	0	0	0	0	0	2
05:30	0	0	0	0	0	0	0	0	0	0	0	0	0	0
05:45	0	0	1	1	0	0	0	0	0	0	0	0	0	2
06:00	0	0	0	0	1	0	0	0	0	0	0	0	0	1
06:15	0	1	2	0	0	0	0	0	0	0	0	0	0	3
06:30	0	0	0	1	0	0	0	0	0	0	0	0	0	1
06:45	0	0	0	1	0	0	0	0	0	0	0	0	0	1
07:00	0	0	1	4	0	0	0	0	0	0	0	0	0	5
07:15	0	2	2	1	2	0	0	0	0	0	0	0	0	7
07:30	1	2	6	4	2	1	0	0	0	0	0	0	0	16
07:45	0	0	0	2	1	0	0	0	0	0	0	0	0	3
08:00	1	1	3	0	1	0	0	0	0	0	0	0	0	6
08:15	0	0	0	1	1	0	0	0	0	0	0	0	0	2
08:30	0	1	2	3	0	0	0	0	0	0	0	0	0	6
08:45	0	0	3	3	1	0	0	0	0	0	0	0	0	7
09:00	0	0	0	5	0	0	0	0	0	0	0	0	0	5
09:15	0	1	1	3	0	0	0	0	0	0	0	0	0	5
09:30	0	0	1	0	1	0	0	0	0	0	0	0	0	2
09:45	0	2	3	2	0	0	0	0	0	0	0	0	0	7
10:00	0	0	1	1	2	1	0	0	0	0	0	0	0	5
10:15	0	0	3	0	0	0	0	0	0	0	0	0	0	3
10:30	0	1	2	1	0	0	0	0	0	0	0	0	0	4
10:45	0	0	0	2	1	0	0	0	0	0	0	0	0	3
11:00	0	1	2	1	1	0	0	0	0	0	0	0	0	5
11:15	1	0	2	0	0	0	0	0	0	0	0	0	0	3
11:30	1	0	2	1	0	0	0	0	0	0	0	0	0	4
11:45	0	1	1	0	0	0	0	0	0	0	0	0	0	2
12:00 PM	0	0	1	1	2	0	0	0	0	0	0	0	0	4
12:15	0	0	1	1	0	0	0	0	0	0	0	0	0	2
12:30	0	0	0	0	0	0	0	0	0	0	0	0	0	0
12:45	0	1	1	0	0	0	0	0	0	0	0	0	0	2
13:00	1	1	1	3	1	0	0	0	0	0	0	0	0	7
13:15	0	1	3	2	1	0	0	0	0	0	0	0	0	7
13:30	0	1	0	2	4	2	0	0	0	0	0	0	0	9
13:45	0	1	1	2	2	0	0	0	0	0	0	0	0	6
14:00	0	1	2	1	2	0	0	0	0	0	0	0	0	6
14:15	0	3	1	0	0	0	0	0	0	0	0	0	0	4
14:30	0	2	0	1	0	1	0	0	0	0	0	0	0	4
14:45	0	0	1	0	0	0	0	0	0	0	0	0	0	1
15:00	0	2	0	3	0	0	0	0	0	0	0	0	0	5
15:15	0	2	6	1	1	0	0	0	0	0	0	0	0	10
15:30	3	2	4	1	1	0	0	0	0	0	0	0	0	11
15:45	0	0	0	1	0	1	0	0	0	0	0	0	0	2
16:00	0	1	0	1	0	0	0	0	0	0	0	0	0	2
16:15	1	0	0	3	1	0	0	0	0	0	0	0	0	5
16:30	1	1	1	2	1	0	0	0	0	0	0	0	0	6
16:45	0	0	1	3	0	0	0	0	0	0	0	0	0	4
17:00	0	0	2	3	1	0	0	0	0	0	0	0	0	6
17:15	0	1	4	0	1	0	0	0	0	0	0	0	0	6
17:30	1	1	1	5	0	0	0	0	0	0	0	0	0	8
17:45	0	0	2	2	1	0	0	0	0	0	0	0	0	5
18:00	0	3	2	1	0	0	0	0	0	0	0	0	0	6
18:15	0	1	3	3	0	0	0	0	0	0	0	0	0	7
18:30	0	1	3	1	0	0	0	0	0	0	0	0	0	5
18:45	0	0	1	0	0	0	0	0	0	0	0	0	0	1
19:00	0	0	2	0	0	0	0	0	0	0	0	0	0	2
19:15	0	2	1	0	0	0	0	0	0	0	0	0	0	3
19:30	0	0	0	1	1	0	0	0	0	0	0	0	0	2
19:45	0	0	0	0	0	0	0	0	0	0	0	0	0	0
20:00	0	0	2	1	0	0	0	0	0	0	0	0	0	3
20:15	0	1	0	2	0	0	0	0	0	0	0	0	0	3
20:30	0	0	1	1	0	0	0	0	0	0	0	0	0	2
20:45	1	1	0	0	0	0	0	0	0	0	0	0	0	2
21:00	0	0	1	1	1	0	0	0	0	0	0	0	0	3
21:15	0	0	2	0	0	0	0	0	0	0	0	0	0	2
21:30	0	0	0	0	0	0	0	0	0	0	0	0	0	0
21:45	1	0	0	0	0	0	0	0	0	0	0	0	0	1
22:00	0	1	0	0	0	0	0	0	0	0	0	0	0	1
22:15	0	0	0	1	0	0	0	0	0	0	0	0	0	1
22:30	0	0	0	1	0	0	0	0	0	0	0	0	0	1
22:45	0	0	1	0	0	0	0	0	0	0	0	0	0	1
23:00	0	0	0	0	0	0	0	0	0	0	0	0	0	0
23:15	0	0	0	0	0	0	0	0	0	0	0	0	0	0
23:30	0	0	0	0	0	0	0	0	0	0	0	0	0	0
23:45	0	0	1	0	0	0	0	0	0	0	0	0	0	1
<b>Totals</b>	<b>13</b>	<b>41</b>	<b>96</b>	<b>91</b>	<b>35</b>	<b>6</b>								<b>282</b>
% of Totals	5%	15%	34%	32%	12%	2%								100%

AM Peak Hour		PM Peak Hour		NOON 12-2		PM 4-6		Off Peak Volumes	
Volume	%	Volume	%	Volume	%	Volume	%	Volume	%
4	1%	13	5%	42	15%	40	14%	13	5%
2	1%	5	2%	11	4%	11	4%	11	4%
9	3%	28	10%	54	19%	51	18%	22	8%
4	1%	7	3%	11	4%	12	4%	9	3%
52	18%	37	13%	42	15%	151	54%		

Street Name	Direction	Percentiles					ADT
		15th	50th	Average	85th	95th	
SW 88th Terrace	North Bound	18	23	23	29	33	419
SW 88th Terrace	South Bound	19	25	24	30	34	282

**Summary**

Time	< 15	15 - 19	20 - 24	25 - 29	30 - 34	35 - 39	40 - 44	45 - 49	50 - 54	55 - 59	60 - 64	65 - 69	70 +	Total
00:00 AM	0	0	1	0	0	0	0	0	0	0	0	0	0	1
00:15	0	0	0	0	0	0	0	0	0	0	0	0	0	0
00:30	0	0	0	0	0	0	0	0	0	0	0	0	0	0
00:45	0	0	0	0	0	0	0	0	0	0	0	0	0	0
01:00	0	0	0	0	0	0	0	0	0	0	0	0	0	0
01:15	0	0	0	0	0	0	0	0	0	0	0	0	0	0
01:30	0	0	0	0	0	0	0	0	0	0	0	0	0	0
01:45	1	0	0	0	0	0	0	0	0	0	0	0	0	1
02:00	0	0	0	0	0	0	0	0	0	0	0	0	0	0
02:15	0	0	0	0	0	0	0	0	0	0	0	0	0	0
02:30	0	0	0	0	0	0	0	0	0	0	0	0	0	0
02:45	0	0	0	0	0	0	0	0	0	0	0	0	0	0
03:00	0	0	0	0	0	0	0	0	0	0	0	0	0	0
03:15	0	0	0	0	0	0	0	0	0	0	0	0	0	0
03:30	0	0	0	0	0	0	0	0	0	0	0	0	0	0
03:45	0	0	0	0	0	0	0	0	0	0	0	0	0	0
04:00	0	0	0	0	0	0	0	0	0	0	0	0	0	0
04:15	0	0	1	0	0	0	0	0	0	0	0	0	0	1
04:30	0	0	1	0	0	0	0	0	0	0	0	0	0	1
04:45	0	0	0	0	0	0	0	0	0	0	0	0	0	0
05:00	0	0	1	1	0	0	0	0	0	0	0	0	0	2
05:15	0	0	0	2	0	0	0	0	0	0	0	0	0	2
05:30	0	0	0	0	0	0	0	0	0	0	0	0	0	0
05:45	0	0	1	1	0	0	0	0	0	0	0	0	0	2
06:00	0	0	0	0	1	0	0	0	0	0	0	0	0	1
06:15	0	1	2	0	1	0	0	0	0	0	0	0	0	4
06:30	0	1	0	3	0	0	0	0	0	0	0	0	0	4
06:45	0	1	0	1	0	0	0	0	0	0	0	0	0	2
07:00	0	0	5	4	1	0	0	0	0	0	0	0	0	10
07:15	0	2	3	5	2	0	0	0	0	0	0	0	0	12
07:30	2	5	10	7	2	1	0	0	0	0	0	0	0	27
07:45	0	2	3	5	1	0	0	0	0	0	0	0	0	11
08:00	1	2	5	3	1	0	0	0	0	0	0	0	0	12
08:15	0	2	2	2	1	0	0	0	0	0	0	0	0	7
08:30	1	2	7	5	1	0	0	0	0	0	0	0	0	16
08:45	1	0	7	6	4	0	0	0	0	0	0	0	0	18
09:00	0	0	0	6	0	0	0	0	0	0	0	0	0	6
09:15	3	1	4	1	0	0	0	0	0	0	0	0	0	8
09:30	1	1	3	1	1	0	0	0	0	0	0	0	0	7
09:45	0	3	6	4	1	1	0	0	0	0	0	0	0	15
10:00	0	1	1	3	3	1	0	0	0	0	0	0	0	9
10:15	0	1	7	3	0	0	0	0	0	0	0	0	0	11
10:30	0	2	8	1	0	0	0	0	0	0	0	0	0	11
10:45	0	2	1	1	0	0	0	0	0	0	0	0	0	6
11:00	0	2	5	1	1	0	0	0	0	0	0	0	0	9
11:15	1	0	3	1	1	0	0	0	0	0	0	0	0	6
11:30	1	3	5	3	1	0	0	0	0	0	0	0	0	13
11:45	0	1	4	1	1	0	0	0	0	0	0	0	0	7
12:00 PM	0	0	5	2	2	0	0	0	0	0	0	0	0	9
12:15	0	1	3	2	0	0	0	0	0	0	0	0	0	6
12:30	1	0	0	1	1	0	0	0	0	0	0	0	0	3
12:45	0	1	3	1	0	0	0	0	0	0	0	0	0	5
13:00	2	2	2	4	1	0	0	0	0	0	0	0	0	11
13:15	0	1	4	4	2	0	0	0	0	0	0	0	0	11
13:30	0	2	2	6	2	0	0	0	0	0	0	0	0	16
13:45	0	2	4	3	2	0	0	0	0	0	0	0	0	11
14:00	0	4	7	3	2	0	0	0	0	0	0	0	0	16
14:15	2	4	5	2	0	0	0	0	0	0	0	0	0	13
14:30	1	3	1	3	0	2	0	0	0	0	0	0	0	10
14:45	0	4	4	1	1	0	0	0	0	0	0	0	0	10
15:00	1	2	7	4	1	0	0	0	0	0	0	0	0	15
15:15	0	6	11	2	2	1	0	0	0	0	0	0	0	22
15:30	4	5	12	4	4	0	0	0	0	0	0	0	0	29
15:45	0	0	2	3	0	1	0	0	0	0	0	0	0	6
16:00	2	3	5	5	1	0	0	0	0	0	0	0	0	16
16:15	1	0	6	5	2	0	0	0	0	0	0	0	0	14
16:30	2	3	6	5	2	0	0	0	0	0	0	0	0	18
16:45	0	0	2	4	0	0	0	0	0	0	0	0	0	6
17:00	1	2	9	4	1	0	0	0	0	0	0	0	0	17
17:15	1	2	10	2	1	0	0	0	0	0	0	0	0	16
17:30	2	7	3	8	1	0	0	0	0	0	0	0	0	21
17:45	1	0	3	3	1	1	0	0	0	0	0	0	0	8
18:00	0	0	3	8	3	0	0	0	0	0	0	0	0	14
18:15	1	1	6	3	1	0	0	0	0	0	0	0	0	12
18:30	0	2	4	3	0	0	0	0	0	0	0	0	0	9
18:45	0	0	5	3	0	0	0	0	0	0	0	0	0	8
19:00	0	0	3	0	0	0	0	0	0	0	0	0	0	3
19:15	1	2	4	3	0	0	0	0	0	0	0	0	0	10
19:30	1	0	4	2	1	0	0	0	0	0	0	0	0	8
19:45	1	0	3	0	0	0	0	0	0	0	0	0	0	4
20:00	2	0	2	2	0	0	0	0	0	0	0	0	0	6
20:15	0	1	0	5	0	0	0	0	0	0	0	0	0	6
20:30	1	0	6	2	1	0	0	0	0	0	0	0	0	10
20:45	1	3	0	1	0	0	0	0	0	0	0	0	0	5
21:00	0	1	3	3	2	0	0	0	0	0	0	0	0	9
21:15	0	0	3	0	0	0	0	0	0	0	0	0	0	3
21:30	0	2	2	2	1	0	0	0	0	0	0	0	0	7
21:45	1	2	3	0	2	0	0	0	0	0	0	0	0	8
22:00	0	1	2	0	1	0	0	0	0	0	0	0	0	4
22:15	0	0	1	2	0	0	0	0	0	0	0	0	0	3
22:30	1	0	1	2	1	0	0	0	0	0	0	0	0	5
22:45	0	0	3	1	0	0	0	0	0	0	0	0	0	4
23:00	0	0	1	1	0	0	0	0	0	0	0	0	0	2
23:15	0	1	0	1	0	0	0	0	0	0	0	0	0	3
23:30	1	0	1	0	0	0	0	0	0	0	0	0	0	2
23:45	0	1	1	0	0	0	0	0	0	0	0	0	0	2
<b>Totals</b>	<b>41</b>	<b>108</b>	<b>271</b>	<b>200</b>	<b>71</b>	<b>10</b>								<b>701</b>
% of Totals	6%	15%	39%	29%	10%	1%								100%

AM Volumes		9	37	94	75	25	3	0	0	0	0	0	0	243	
% AM		1%	5%	13%	11%	4%	0%							35%	
AM Peak Hour		07:15	07:15	09:45	07:00	08:00	09:15							07:35	
Volume		3	11	22	21	7	3							62	
PM Volumes		32	71	177	125	40	7	0	0	0	0	0	0	458	
% PM		5%	10%	25%	18%	7%	1%							65%	
PM Peak Hour		15:30	14:45	14:45	17:45	13:15	14:30							14:45	
Volume		7	17	34	22	12	3							76	
Directional Peak Periods		AM 7-9				NOON 12-2				PM 4-6				Off Peak Volumes	
All Classes		Volume				Volume				Volume				Volume	
		113				74				117				397	
		16%				11%				17%				57%	

Street Name	Direction	15th	50th	Average	85th	95th	ADT
SW 88th Terrace	Summary	18	24	24	29	33	701

# SPEED

## SW 88th Terrace S/O SW 57th Ct

Day: Thursday  
Date: 5/18/2023

City: Cooper City  
Project #: FL23\_140259\_030n

### North Bound

Time	< 15	15 - 19	20 - 24	25 - 29	30 - 34	35 - 39	40 - 44	45 - 49	50 - 54	55 - 59	60 - 64	65 - 69	70 +	Total
00:00 AM	0	0	1	0	0	0	0	0	0	0	0	0	0	1
01:00	1	0	0	0	0	0	0	0	0	0	0	0	0	1
02:00	0	0	0	0	0	0	0	0	0	0	0	0	0	0
03:00	0	0	0	0	0	0	0	0	0	0	0	0	0	0
04:00	0	0	1	0	0	0	0	0	0	0	0	0	0	1
05:00	0	0	0	0	0	0	0	0	0	0	0	0	0	0
06:00	0	2	0	2	1	0	0	0	0	0	0	0	0	5
07:00	1	5	12	10	1	0	0	0	0	0	0	0	0	29
08:00	2	4	13	9	4	0	0	0	0	0	0	0	0	32
09:00	1	4	5	5	1	1	0	0	0	0	0	0	0	17
10:00	0	5	10	5	2	0	0	0	0	0	0	0	0	22
11:00	0	4	10	4	3	0	0	0	0	0	0	0	0	21
12:00 PM	1	1	8	4	1	0	0	0	0	0	0	0	0	15
13:00	1	3	7	8	3	0	0	0	0	0	0	0	0	22
14:00	3	9	13	7	1	1	0	0	0	0	0	0	0	34
15:00	2	7	22	7	5	1	0	0	0	0	0	0	0	44
16:00	3	4	17	10	3	0	0	0	0	0	0	0	0	37
17:00	4	9	16	7	1	1	0	0	0	0	0	0	0	38
18:00	1	1	8	11	3	0	0	0	0	0	0	0	0	24
19:00	3	0	11	4	0	0	0	0	0	0	0	0	0	18
20:00	3	2	5	7	1	0	0	0	0	0	0	0	0	18
21:00	0	5	8	4	4	0	0	0	0	0	0	0	0	21
22:00	1	0	6	3	2	0	0	0	0	0	0	0	0	12
23:00	1	2	2	2	0	0	0	0	0	0	0	0	0	7
<b>Totals</b>	<b>28</b>	<b>67</b>	<b>175</b>	<b>109</b>	<b>36</b>	<b>4</b>								<b>419</b>
<b>% of Totals</b>	<b>7%</b>	<b>16%</b>	<b>42%</b>	<b>26%</b>	<b>9%</b>	<b>1%</b>								<b>100%</b>

<b>AM Volumes</b>	5	24	52	35	12	1	0	0	0	0	0	0	0	129
<b>% AM</b>	1%	6%	12%	8%	3%	0%								31%
<b>AM Peak Hour</b>	08:00	07:00	08:00	07:00	08:00	09:00								08:00
<b>Volume</b>	2	5	13	10	4	1								32
<b>PM Volumes</b>	23	43	123	74	24	3	0	0	0	0	0	0	0	290
<b>% PM</b>	5%	10%	29%	18%	6%	1%								69%
<b>PM Peak Hour</b>	17:00	14:00	15:00	18:00	15:00	14:00								15:00
<b>Volume</b>	4	9	22	11	5	1								44

Directional Peak Periods All Speeds	AM 7-9		NOON 12-2		PM 4-6		Off Peak Volumes	
	Volume	%	Volume	%	Volume	%	Volume	%
	61	↔ 15%	37	↔ 9%	75	↔ 18%	246	↔ 59%

Street Name	Direction	Percentiles					ADT
		15th	50th	Average	85th	95th	
SW 88th Terrace	North Bound	18	23	23	29	33	419
SW 88th Terrace	South Bound	19	25	24	30	34	282



# SPEED

SW 88th Terrace S/O SW 57th Ct

Day: Thursday  
Date: 5/18/2023

City: Cooper City  
Project #: FL23\_140259\_030s

## South Bound

Time	< 15	15 - 19	20 - 24	25 - 29	30 - 34	35 - 39	40 - 44	45 - 49	50 - 54	55 - 59	60 - 64	65 - 69	70 +	Total
00:00 AM	0	0	0	0	0	0	0	0	0	0	0	0	0	0
01:00	0	0	0	1	0	0	0	0	0	0	0	0	0	1
02:00	0	0	0	0	0	0	0	0	0	0	0	0	0	0
03:00	0	0	0	0	0	0	0	0	0	0	0	0	0	0
04:00	0	0	1	0	0	0	0	0	0	0	0	0	0	1
05:00	0	0	2	4	0	0	0	0	0	0	0	0	0	6
06:00	0	1	2	2	1	0	0	0	0	0	0	0	0	6
07:00	1	4	9	11	5	1	0	0	0	0	0	0	0	31
08:00	1	2	8	7	3	0	0	0	0	0	0	0	0	21
09:00	0	3	5	10	1	0	0	0	0	0	0	0	0	19
10:00	0	1	8	3	2	1	0	0	0	0	0	0	0	15
11:00	2	2	7	2	1	0	0	0	0	0	0	0	0	14
12:00 PM	0	1	3	2	2	0	0	0	0	0	0	0	0	8
13:00	1	4	5	9	8	2	0	0	0	0	0	0	0	29
14:00	0	6	4	2	2	1	0	0	0	0	0	0	0	15
15:00	3	6	10	6	2	1	0	0	0	0	0	0	0	28
16:00	2	2	2	9	2	0	0	0	0	0	0	0	0	17
17:00	1	2	9	10	3	0	0	0	0	0	0	0	0	25
18:00	0	2	10	6	1	0	0	0	0	0	0	0	0	19
19:00	0	2	3	1	1	0	0	0	0	0	0	0	0	7
20:00	1	2	3	3	0	0	0	0	0	0	0	0	0	9
21:00	1	0	3	1	1	0	0	0	0	0	0	0	0	6
22:00	0	1	1	2	0	0	0	0	0	0	0	0	0	4
23:00	0	0	1	0	0	0	0	0	0	0	0	0	0	1
<b>Totals</b>	<b>13</b>	<b>41</b>	<b>96</b>	<b>91</b>	<b>35</b>	<b>6</b>								<b>282</b>
<b>% of Totals</b>	<b>5%</b>	<b>15%</b>	<b>34%</b>	<b>32%</b>	<b>12%</b>	<b>2%</b>								<b>100%</b>

<b>AM Volumes</b>	4	13	42	40	13	2	0	0	0	0	0	0	0	114
<b>% AM</b>	1%	5%	15%	14%	5%	1%								40%
<b>AM Peak Hour</b>	11:00	07:00	07:00	07:00	07:00	07:00								07:00
<b>Volume</b>	2	4	9	11	5	1								31
<b>PM Volumes</b>	9	28	54	51	22	4	0	0	0	0	0	0	0	168
<b>% PM</b>	3%	10%	19%	18%	8%	1%								60%
<b>PM Peak Hour</b>	15:00	14:00	15:00	17:00	13:00	13:00								13:00
<b>Volume</b>	3	6	10	10	8	2								29

Directional Peak Periods All Speeds	AM 7-9		NOON 12-2		PM 4-6		Off Peak Volumes	
	Volume	%	Volume	%	Volume	%	Volume	%
	52	18%	37	13%	42	15%	151	54%

Street Name	Direction	Percentiles					ADT
		15th	50th	Average	85th	95th	
SW 88th Terrace	North Bound	18	23	23	29	33	419
SW 88th Terrace	South Bound	19	25	24	30	34	282

# SPEED

SW 88th Terrace S/O SW 57th Ct

Day: Thursday  
Date: 5/18/2023

City: Cooper City  
Project #: FL23\_140259\_030

## Summary

Time	< 15	15 - 19	20 - 24	25 - 29	30 - 34	35 - 39	40 - 44	45 - 49	50 - 54	55 - 59	60 - 64	65 - 69	70 +	Total
00:00 AM	0	0	1	0	0	0	0	0	0	0	0	0	0	1
01:00	1	0	0	1	0	0	0	0	0	0	0	0	0	2
02:00	0	0	0	0	0	0	0	0	0	0	0	0	0	0
03:00	0	0	0	0	0	0	0	0	0	0	0	0	0	0
04:00	0	0	2	0	0	0	0	0	0	0	0	0	0	2
05:00	0	0	2	4	0	0	0	0	0	0	0	0	0	6
06:00	0	3	2	4	2	0	0	0	0	0	0	0	0	11
07:00	2	9	21	21	6	1	0	0	0	0	0	0	0	60
08:00	3	6	21	16	7	0	0	0	0	0	0	0	0	53
09:00	1	7	10	15	2	1	0	0	0	0	0	0	0	36
10:00	0	6	18	8	4	1	0	0	0	0	0	0	0	37
11:00	2	6	17	6	4	0	0	0	0	0	0	0	0	35
12:00 PM	1	2	11	6	3	0	0	0	0	0	0	0	0	23
13:00	2	7	12	17	11	2	0	0	0	0	0	0	0	51
14:00	3	15	17	9	3	2	0	0	0	0	0	0	0	49
15:00	5	13	32	13	7	2	0	0	0	0	0	0	0	72
16:00	5	6	19	19	5	0	0	0	0	0	0	0	0	54
17:00	5	11	25	17	4	1	0	0	0	0	0	0	0	63
18:00	1	3	18	17	4	0	0	0	0	0	0	0	0	43
19:00	3	2	14	5	1	0	0	0	0	0	0	0	0	25
20:00	4	4	8	10	1	0	0	0	0	0	0	0	0	27
21:00	1	5	11	5	5	0	0	0	0	0	0	0	0	27
22:00	1	1	7	5	2	0	0	0	0	0	0	0	0	16
23:00	1	2	3	2	0	0	0	0	0	0	0	0	0	8
<b>Totals</b>	<b>41</b>	<b>108</b>	<b>271</b>	<b>200</b>	<b>71</b>	<b>10</b>								<b>701</b>
<b>% of Totals</b>	<b>6%</b>	<b>15%</b>	<b>39%</b>	<b>29%</b>	<b>10%</b>	<b>1%</b>								<b>100%</b>

<b>AM Volumes</b>	9	37	94	75	25	3	0	0	0	0	0	0	0	243
<b>% AM</b>	1%	5%	13%	11%	4%	0%								35%
<b>AM Peak Hour</b>	08:00	07:00	07:00	07:00	08:00	07:00								07:00
<b>Volume</b>	3	9	21	21	7	1								60
<b>PM Volumes</b>	32	71	177	125	46	7	0	0	0	0	0	0	0	458
<b>% PM</b>	5%	10%	25%	18%	7%	1%								65%
<b>PM Peak Hour</b>	15:00	14:00	15:00	16:00	13:00	13:00								15:00
<b>Volume</b>	5	15	32	19	11	2								72

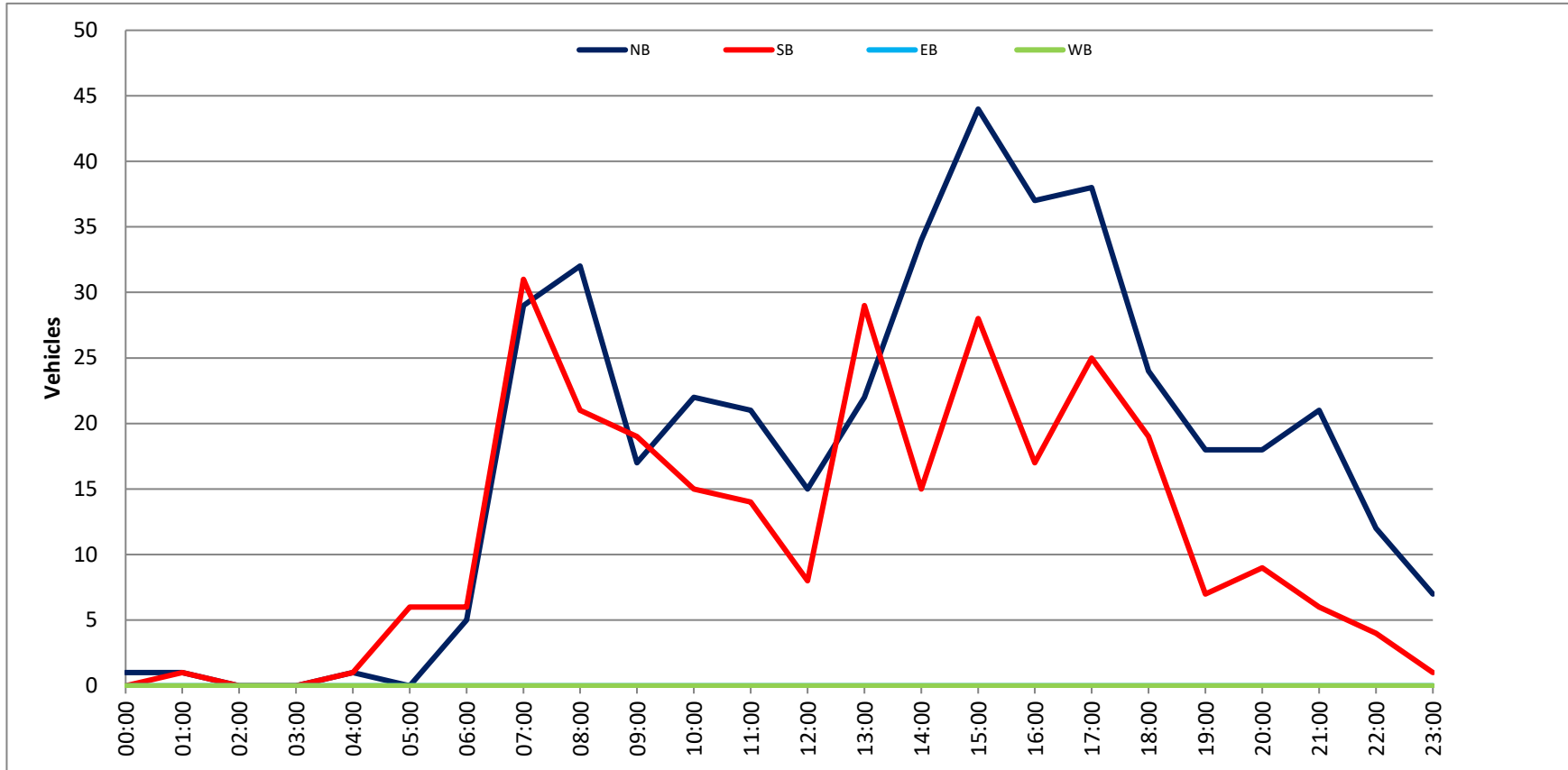
Directional Peak Periods All Speeds	AM 7-9		NOON 12-2		PM 4-6		Off Peak Volumes	
	Volume	%	Volume	%	Volume	%	Volume	%
	113	↔ 16%	74	↔ 11%	117	↔ 17%	397	↔ 57%

Street Name	Direction	Percentiles					ADT
		15th	50th	Average	85th	95th	
SW 88th Terrace	Summary	18	24	24	29	33	701

Day: Thursday  
 Date: 5/18/2023

City: Cooper City  
 Project #: FL23\_140259\_030

DAILY TOTALS							NB		SB		EB		WB		Total
							419	282	0	0	0	0			701
AM Period	NB	SB	EB	WB	TOTAL	PMI Period	NB	SB	EB	WB	TOTAL				
00:00	1	0	0	0	1	12:00	5	4	0	0	9				
00:15	0	0	0	0		12:15	4	2	0	0	6				
00:30	0	0	0	0		12:30	3	0	0	0	3				
00:45	0	1	0	0	1	12:45	3	15	2	8	5	23			
01:00	0	1	0	0	1	13:00	4	7	7	0	11				
01:15	0	0	0	0		13:15	4	7	0	0	11				
01:30	0	0	0	0		13:30	9	9	0	0	18				
01:45	1	1	0	0	2	13:45	5	22	6	29	11	51			
02:00	0	0	0	0		14:00	10	6	0	0	16				
02:15	0	0	0	0		14:15	9	4	0	0	13				
02:30	0	0	0	0		14:30	6	4	0	0	10				
02:45	0	0	0	0		14:45	9	34	1	15	10	49			
03:00	0	0	0	0		15:00	10	5	0	0	15				
03:15	0	0	0	0		15:15	12	10	0	0	22				
03:30	0	0	0	0		15:30	18	11	0	0	29				
03:45	0	0	0	0		15:45	4	44	2	28	6	72			
04:00	0	0	0	0		16:00	14	2	2	0	16				
04:15	0	1	0	0	1	16:15	9	5	0	0	14				
04:30	0	0	0	0	1	16:30	12	6	0	0	18				
04:45	0	1	0	0	2	16:45	2	37	4	17	6	54			
05:00	0	2	0	0	2	17:00	11	6	0	0	17				
05:15	0	2	0	0	2	17:15	10	6	0	0	16				
05:30	0	0	0	0		17:30	13	8	0	0	21				
05:45	0	2	0	0	2	17:45	4	38	5	25	9	63			
06:00	0	1	0	0	1	18:00	8	6	0	0	14				
06:15	1	3	0	0	4	18:15	5	7	0	0	12				
06:30	3	1	0	0	4	18:30	4	5	0	0	9				
06:45	1	5	0	0	6	18:45	7	24	1	19	8	43			
07:00	5	7	0	0	12	19:00	1	2	0	0	3				
07:15	5	5	0	0	10	19:15	7	3	0	0	10				
07:30	11	16	0	0	27	19:30	6	2	0	0	8				
07:45	8	29	3	0	40	19:45	4	18	0	7	4	25			
08:00	6	6	0	0	12	20:00	3	3	0	0	6				
08:15	5	2	0	0	7	20:15	3	3	0	0	6				
08:30	10	6	0	0	16	20:30	9	1	0	0	10				
08:45	11	32	7	0	50	20:45	3	18	2	9	5	27			
09:00	1	5	0	0	6	21:00	6	3	0	0	9				
09:15	3	5	0	0	8	21:15	1	2	0	0	3				
09:30	5	2	0	0	7	21:30	7	0	0	0	7				
09:45	8	17	7	0	32	21:45	7	21	1	6	8	27			
10:00	4	5	0	0	9	22:00	3	1	0	0	4				
10:15	8	3	0	0	11	22:15	2	1	0	0	3				
10:30	7	4	0	0	11	22:30	4	1	0	0	5				
10:45	3	22	3	0	28	22:45	3	12	1	4	4	16			
11:00	4	5	0	0	9	23:00	2	0	0	0	2				
11:15	3	3	0	0	6	23:15	2	0	0	0	2				
11:30	9	4	0	0	13	23:30	2	0	0	0	2				
11:45	5	21	2	0	35	23:45	1	7	1	1	8				
TOTALS	129	114			243	TOTALS	290	168			458				
SPLIT %	53.1%	46.9%			34.7%	SPLIT %	63.3%	36.7%			65.3%				
<b>DAILY TOTALS</b>							NB		SB		EB		WB		Total
							419	282	0	0					701
AM Peak Hour	08:00	07:15			07:15	PM Peak Hour	14:45	13:00			14:45				
AM Pk Volume	32	32			62	PM Pk Volume	49	29			76				
Pk Hr Factor	0.727	0.500			0.574	Pk Hr Factor	0.681	0.806			0.655				
7 - 9 Volume	61	52	0		113	4 - 6 Volume	75	42	0		117				
7 - 9 Peak Hour	08:00	07:15	0		07:15	4 - 6 Peak Hour	17:00	17:00	0		17:00				
7 - 9 Pk Volume	32	32	0		62	4 - 6 Pk Volume	38	25	0		63				
Pk Hr Factor	0.727	0.500	0.500		0.574	Pk Hr Factor	0.731	0.781	0.500		0.750				



**SPEED**

SW 57th St Bet. SW 88th Terrace & SW 88th Ave

Day: Tuesday  
Date: 5/16/2023

City: Cooper City  
Project #: FL23\_140259\_031e

Time	< 15	15 - 19	20 - 24	25 - 29	30 - 34	35 - 39	40 - 44	45 - 49	50 - 54	55 - 59	60 - 64	65 - 69	70 +	Total
00:00 AM	0	0	0	0	0	0	0	0	0	0	0	0	0	0
00:15	0	1	0	0	0	0	0	0	0	0	0	0	0	1
00:30	0	1	0	0	0	0	0	0	0	0	0	0	0	1
00:45	0	0	0	0	0	0	0	0	0	0	0	0	0	0
01:00	0	0	0	0	0	0	0	0	0	0	0	0	0	0
01:15	0	0	0	0	0	0	0	0	0	0	0	0	0	0
01:30	0	0	0	0	0	0	0	0	0	0	0	0	0	0
01:45	0	0	0	0	0	0	0	0	0	0	0	0	0	0
02:00	0	0	0	0	0	0	0	0	0	0	0	0	0	0
02:15	0	0	0	0	0	0	0	0	0	0	0	0	0	0
02:30	0	0	0	0	0	0	0	0	0	0	0	0	0	0
02:45	0	0	0	0	0	0	0	0	0	0	0	0	0	0
03:00	0	0	0	0	0	0	0	0	0	0	0	0	0	0
03:15	0	0	0	0	0	0	0	0	0	0	0	0	0	0
03:30	0	0	0	0	0	0	0	0	0	0	0	0	0	0
03:45	0	0	0	0	0	0	0	0	0	0	0	0	0	0
04:00	0	0	0	0	0	0	0	0	0	0	0	0	0	0
04:15	0	0	0	1	0	0	0	0	0	0	0	0	0	1
04:30	0	0	0	0	0	0	0	0	0	0	0	0	0	0
04:45	1	0	0	0	0	0	0	0	0	0	0	0	0	1
05:00	0	0	0	0	0	0	0	0	0	0	0	0	0	0
05:15	0	0	0	0	0	0	0	0	0	0	0	0	0	0
05:30	1	0	0	0	0	0	0	0	0	0	0	0	0	1
05:45	0	1	0	0	0	0	0	0	0	0	0	0	0	1
06:00	1	2	0	0	0	0	0	0	0	0	0	0	0	3
06:15	1	2	0	0	0	0	0	0	0	0	0	0	0	3
06:30	0	1	0	0	0	0	0	0	0	0	0	0	0	1
06:45	1	5	1	0	0	0	0	0	0	0	0	0	0	7
07:00	1	3	0	0	0	0	0	0	0	0	0	0	0	4
07:15	3	6	3	0	0	0	0	0	0	0	0	0	0	12
07:30	3	14	0	0	0	0	0	0	0	0	0	0	0	17
07:45	2	7	0	0	0	0	0	0	0	0	0	0	0	9
08:00	3	4	1	0	0	0	0	0	0	0	0	0	0	8
08:15	2	9	2	0	0	0	0	0	0	0	0	0	0	13
08:30	4	5	0	0	0	0	0	0	0	0	0	0	0	9
08:45	3	10	4	0	0	0	0	0	0	0	0	0	0	17
09:00	2	3	0	0	0	0	0	0	0	0	0	0	0	5
09:15	2	1	0	0	0	0	0	0	0	0	0	0	0	3
09:30	0	1	0	0	0	0	0	0	0	0	0	0	0	1
09:45	1	2	0	0	0	0	0	0	0	0	0	0	0	3
10:00	0	4	0	0	0	0	0	0	0	0	0	0	0	4
10:15	0	3	0	0	0	0	0	0	0	0	0	0	0	3
10:30	0	4	0	0	0	0	0	0	0	0	0	0	0	4
10:45	3	2	1	0	0	0	0	0	0	0	0	0	0	6
11:00	1	2	0	0	0	0	0	0	0	0	0	0	0	3
11:15	4	2	0	0	0	0	0	0	0	0	0	0	0	6
11:30	1	6	1	0	0	0	0	0	0	0	0	0	0	8
11:45	1	2	2	0	0	0	0	0	0	0	0	0	0	5
12:00 PM	1	3	0	0	0	0	0	0	0	0	0	0	0	4
12:15	2	1	0	0	0	0	0	0	0	0	0	0	0	3
12:30	3	1	1	0	0	0	0	0	0	0	0	0	0	5
12:45	1	2	0	0	0	0	0	0	0	0	0	0	0	3
13:00	1	2	0	0	0	0	0	0	0	0	0	0	0	3
13:15	0	1	0	0	0	0	0	0	0	0	0	0	0	1
13:30	2	3	0	0	0	0	0	0	0	0	0	0	0	5
13:45	4	4	1	0	0	0	0	0	0	0	0	0	0	9
14:00	5	3	0	0	0	0	0	0	0	0	0	0	0	8
14:15	3	5	0	0	0	0	0	0	0	0	0	0	0	8
14:30	2	4	0	0	0	0	0	0	0	0	0	0	0	6
14:45	1	10	0	0	0	0	0	0	0	0	0	0	0	11
15:00	2	6	0	0	0	0	0	0	0	0	0	0	0	8
15:15	3	3	0	0	0	0	0	0	0	0	0	0	0	6
15:30	11	2	1	0	0	0	0	0	0	0	0	0	0	14
15:45	1	5	0	0	0	0	0	0	0	0	0	0	0	6
16:00	1	7	0	0	0	0	0	0	0	0	0	0	0	8
16:15	2	5	0	0	0	0	0	0	0	0	0	0	0	7
16:30	1	4	0	0	0	0	0	0	0	0	0	0	0	5
16:45	2	2	0	0	0	0	0	0	0	0	0	0	0	4
17:00	4	0	0	0	0	0	0	0	0	0	0	0	0	4
17:15	4	6	1	0	0	0	0	0	0	0	0	0	0	11
17:30	3	2	0	0	0	0	0	0	0	0	0	0	0	5
17:45	0	3	1	0	0	0	0	0	0	0	0	0	0	4
18:00	2	4	1	0	0	0	0	0	0	0	0	0	0	7
18:15	1	3	0	0	0	0	0	0	0	0	0	0	0	4
18:30	2	4	0	0	0	0	0	0	0	0	0	0	0	6
18:45	4	4	1	0	0	0	0	0	0	0	0	0	0	9
19:00	4	1	0	0	0	0	0	0	0	0	0	0	0	5
19:15	4	3	0	0	0	0	0	0	0	0	0	0	0	7
19:30	3	2	0	0	0	0	0	0	0	0	0	0	0	5
19:45	4	5	0	0	0	0	0	0	0	0	0	0	0	9
20:00	0	2	0	0	0	0	0	0	0	0	0	0	0	2
20:15	6	3	0	0	0	0	0	0	0	0	0	0	0	9
20:30	2	3	0	0	0	0	0	0	0	0	0	0	0	4
20:45	1	2	0	0	0	0	0	0	0	0	0	0	0	3
21:00	3	2	1	0	0	0	0	0	0	0	0	0	0	6
21:15	0	1	1	0	0	0	0	0	0	0	0	0	0	2
21:30	0	0	0	0	0	0	0	0	0	0	0	0	0	0
21:45	0	0	0	0	0	0	0	0	0	0	0	0	0	0
22:00	1	1	1	0	0	0	0	0	0	0	0	0	0	3
22:15	0	0	0	0	0	0	0	0	0	0	0	0	0	0
22:30	0	1	0	0	0	0	0	0	0	0	0	0	0	1
22:45	0	0	0	0	0	0	0	0	0	0	0	0	0	0
23:00	1	1	0	0	0	0	0	0	0	0	0	0	0	2
23:15	0	0	0	0	0	0	0	0	0	0	0	0	0	0
23:30	0	2	0	0	0	0	0	0	0	0	0	0	0	2
23:45	0	1	0	0	0	0	0	0	0	0	0	0	0	1
<b>Totals</b>	<b>138</b>	<b>231</b>	<b>26</b>	<b>1</b>										<b>396</b>
<b>% of Totals</b>	<b>35%</b>	<b>58%</b>	<b>7%</b>	<b>0%</b>										<b>100%</b>

Directional Peak Periods	Volume	%	Volume	%	Volume	%	Volume	%
<b>All Classes</b>	<b>89</b>	<b>22%</b>	<b>33</b>	<b>8%</b>	<b>48</b>	<b>12%</b>	<b>226</b>	<b>57%</b>

Street Name	Direction	15th	50th	Average	85th	95th	ADT
SW 57th St	East Bound	9	16	15	19	21	396
SW 57th St	West Bound	8	15	14	20	24	409

**SPEED**

SW 57th St Bet. SW 88th Terrace & SW 88th Ave

Day: Tuesday  
Date: 5/16/2023

City: Cooper City  
Project #: FL23\_140259\_031w

Time	< 15	15 - 19	20 - 24	25 - 29	30 - 34	35 - 39	40 - 44	45 - 49	50 - 54	55 - 59	60 - 64	65 - 69	70 +	Total
00:00 AM	0	0	0	0	0	0	0	0	0	0	0	0	0	0
00:15	1	0	0	0	0	0	0	0	0	0	0	0	0	1
00:30	0	0	0	0	0	0	0	0	0	0	0	0	0	0
00:45	0	0	0	0	0	0	0	0	0	0	0	0	0	0
01:00	0	0	0	0	0	0	0	0	0	0	0	0	0	0
01:15	0	0	0	0	0	0	0	0	0	0	0	0	0	0
01:30	0	0	0	0	0	0	0	0	0	0	0	0	0	0
01:45	0	0	0	0	0	0	0	0	0	0	0	0	0	0
02:00	0	0	0	0	0	0	0	0	0	0	0	0	0	0
02:15	0	0	0	0	0	0	0	0	0	0	0	0	0	0
02:30	0	0	0	0	0	0	0	0	0	0	0	0	0	0
02:45	0	0	1	0	0	0	0	0	0	0	0	0	0	1
03:00	0	0	0	0	0	0	0	0	0	0	0	0	0	0
03:15	0	0	0	0	0	0	0	0	0	0	0	0	0	0
03:30	0	0	0	0	0	0	0	0	0	0	0	0	0	0
03:45	0	0	0	0	0	0	0	0	0	0	0	0	0	0
04:00	0	0	0	0	0	0	0	0	0	0	0	0	0	0
04:15	0	0	1	0	0	0	0	0	0	0	0	0	0	1
04:30	0	0	0	0	0	0	0	0	0	0	0	0	0	0
04:45	0	0	0	0	0	0	0	0	0	0	0	0	0	0
05:00	1	0	0	0	0	0	0	0	0	0	0	0	0	1
05:15	1	0	0	0	0	0	0	0	0	0	0	0	0	1
05:30	2	0	0	0	0	0	0	0	0	0	0	0	0	2
05:45	0	1	0	0	0	0	0	0	0	0	0	0	0	1
06:00	1	0	0	0	0	0	0	0	0	0	0	0	0	1
06:15	2	1	0	0	0	0	0	0	0	0	0	0	0	3
06:30	0	0	0	0	0	0	0	0	0	0	0	0	0	0
06:45	3	3	0	0	0	0	0	0	0	0	0	0	0	6
07:00	1	2	1	0	0	0	0	0	0	0	0	0	0	4
07:15	7	3	2	0	0	0	0	0	0	0	0	0	0	12
07:30	8	7	1	0	0	0	0	0	0	0	0	0	0	16
07:45	3	2	0	1	0	0	0	0	0	0	0	0	0	6
08:00	2	1	0	0	0	0	0	0	0	0	0	0	0	3
08:15	6	6	0	1	0	0	0	0	0	0	0	0	0	13
08:30	5	2	1	0	0	0	0	0	0	0	0	0	0	8
08:45	9	7	3	0	0	0	0	0	0	0	0	0	0	19
09:00	3	1	1	0	0	0	0	0	0	0	0	0	0	5
09:15	4	1	0	0	0	0	0	0	0	0	0	0	0	5
09:30	0	0	1	0	0	0	0	0	0	0	0	0	0	1
09:45	0	0	1	0	0	0	0	0	0	0	0	0	0	1
10:00	0	0	1	0	0	0	0	0	0	0	0	0	0	1
10:15	1	1	0	0	0	0	0	0	0	0	0	0	0	2
10:30	1	0	1	0	0	0	0	0	0	0	0	0	0	2
10:45	7	2	0	0	0	0	0	0	0	0	0	0	0	9
11:00	3	2	0	0	0	0	0	0	0	0	0	0	0	5
11:15	4	1	0	0	0	0	0	0	0	0	0	0	0	5
11:30	1	2	0	0	0	0	0	0	0	0	0	0	0	3
11:45	1	2	0	0	0	0	0	0	0	0	0	0	0	3
12:00 PM	1	3	1	0	0	0	0	0	0	0	0	0	0	5
12:15	1	0	1	0	0	0	0	0	0	0	0	0	0	2
12:30	4	0	2	0	0	0	0	0	0	0	0	0	0	6
12:45	3	1	1	0	0	0	0	0	0	0	0	0	0	5
13:00	2	2	1	0	0	0	0	0	0	0	0	0	0	5
13:15	0	0	1	0	0	0	0	0	0	0	0	0	0	1
13:30	7	3	0	0	0	0	0	0	0	0	0	0	0	10
13:45	4	3	3	0	0	0	0	0	0	0	0	0	0	10
14:00	5	0	2	0	0	0	0	0	0	0	0	0	0	7
14:15	4	0	0	0	0	0	0	0	0	0	0	0	0	4
14:30	5	2	1	0	0	0	0	0	0	0	0	0	0	8
14:45	8	3	0	0	0	0	0	0	0	0	0	0	0	11
15:00	3	4	0	0	0	0	0	0	0	0	0	0	0	7
15:15	2	5	0	0	0	0	0	0	0	0	0	0	0	7
15:30	23	6	4	0	0	0	0	0	0	0	0	0	0	33
15:45	3	2	1	0	0	0	0	0	0	0	0	0	0	6
16:00	0	1	0	0	0	0	0	0	0	0	0	0	0	1
16:15	1	1	0	0	0	0	0	0	0	0	0	0	0	2
16:30	3	3	3	0	0	0	0	0	0	0	0	0	0	9
16:45	2	8	0	0	0	0	0	0	0	0	0	0	0	10
17:00	1	3	1	0	0	0	0	0	0	0	0	0	0	5
17:15	2	1	1	0	0	0	0	0	0	0	0	0	0	4
17:30	0	7	1	0	0	0	0	0	0	0	0	0	0	8
17:45	3	1	0	0	0	0	0	0	0	0	0	0	0	4
18:00	4	4	1	0	0	0	0	0	0	0	0	0	0	9
18:15	2	4	1	0	0	0	0	0	0	0	0	0	0	7
18:30	2	2	0	0	0	0	0	0	0	0	0	0	0	4
18:45	4	2	1	1	0	0	0	0	0	0	0	0	0	8
19:00	2	0	1	0	0	0	0	0	0	0	0	0	0	3
19:15	4	0	3	0	0	0	0	0	0	0	0	0	0	7
19:30	4	0	1	0	0	0	0	0	0	0	0	0	0	5
19:45	3	0	2	0	0	0	0	0	0	0	0	0	0	5
20:00	3	1	1	0	0	0	0	0	0	0	0	0	0	5
20:15	5	4	0	0	0	0	0	0	0	0	0	0	0	9
20:30	1	1	2	0	0	0	0	0	0	0	0	0	0	4
20:45	2	2	0	0	0	0	0	0	0	0	0	0	0	4
21:00	3	3	1	0	0	0	0	0	0	0	0	0	0	7
21:15	0	2	0	0	0	0	0	0	0	0	0	0	0	2
21:30	1	0	2	0	0	0	0	0	0	0	0	0	0	3
21:45	1	0	0	0	0	0	0	0	0	0	0	0	0	1
22:00	1	1	0	0	0	0	0	0	0	0	0	0	0	2
22:15	0	1	0	0	0	0	0	0	0	0	0	0	0	1
22:30	1	1	0	0	0	0	0	0	0	0	0	0	0	2
22:45	0	1	1	0	0	0	0	0	0	0	0	0	0	2
23:00	0	0	0	0	0	0	0	0	0	0	0	0	0	0
23:15	0	1	0	0	0	0	0	0	0	0	0	0	0	1
23:30	2	0	1	0	0	0	0	0	0	0	0	0	0	3
23:45	0	1	0	0	0	0	0	0	0	0	0	0	0	1
<b>Totals</b>	<b>209</b>	<b>137</b>	<b>60</b>	<b>3</b>										<b>409</b>
<b>% of Totals</b>	<b>51%</b>	<b>33%</b>	<b>15%</b>	<b>1%</b>										<b>100%</b>

Directional Peak Periods	AM 7-9		NOON 12-2		PM 4-6		Off Peak Volumes	
All Classes	Volume	%	Volume	%	Volume	%	Volume	%
	81	20%	44	11%	45	11%	239	58%

Street Name	Direction	Percentiles					
		15th	50th	Average	85th	95th	ADT
SW 57th St	East Bound	9	16	15	19	21	396
SW 57th St	West Bound	8	15	14	20	24	409

Summary

Time	< 15	15 - 19	20 - 24	25 - 29	30 - 34	35 - 39	40 - 44	45 - 49	50 - 54	55 - 59	60 - 64	65 - 69	70 +	Total
00:00 AM	0	0	0	0	0	0	0	0	0	0	0	0	0	0
00:15	1	1	0	0	0	0	0	0	0	0	0	0	0	2
00:30	0	1	0	0	0	0	0	0	0	0	0	0	0	1
00:45	0	0	0	0	0	0	0	0	0	0	0	0	0	0
01:00	0	0	0	0	0	0	0	0	0	0	0	0	0	0
01:15	0	0	0	0	0	0	0	0	0	0	0	0	0	0
01:30	0	0	0	0	0	0	0	0	0	0	0	0	0	0
01:45	0	0	0	0	0	0	0	0	0	0	0	0	0	0
02:00	0	0	0	0	0	0	0	0	0	0	0	0	0	0
02:15	0	0	0	0	0	0	0	0	0	0	0	0	0	0
02:30	0	0	0	0	0	0	0	0	0	0	0	0	0	0
02:45	0	0	1	0	0	0	0	0	0	0	0	0	0	1
03:00	0	0	0	0	0	0	0	0	0	0	0	0	0	0
03:15	0	0	0	0	0	0	0	0	0	0	0	0	0	0
03:30	0	0	0	0	0	0	0	0	0	0	0	0	0	0
03:45	0	0	0	0	0	0	0	0	0	0	0	0	0	0
04:00	0	0	0	0	0	0	0	0	0	0	0	0	0	0
04:15	0	0	1	1	0	0	0	0	0	0	0	0	0	2
04:30	0	0	0	0	0	0	0	0	0	0	0	0	0	0
04:45	1	0	0	0	0	0	0	0	0	0	0	0	0	1
05:00	1	0	0	0	0	0	0	0	0	0	0	0	0	1
05:15	1	0	0	0	0	0	0	0	0	0	0	0	0	1
05:30	3	0	0	0	0	0	0	0	0	0	0	0	0	3
05:45	0	2	0	0	0	0	0	0	0	0	0	0	0	2
06:00	2	2	0	0	0	0	0	0	0	0	0	0	0	4
06:15	3	3	0	0	0	0	0	0	0	0	0	0	0	6
06:30	0	1	0	0	0	0	0	0	0	0	0	0	0	1
06:45	4	8	1	0	0	0	0	0	0	0	0	0	0	13
07:00	2	5	1	0	0	0	0	0	0	0	0	0	0	8
07:15	10	9	5	0	0	0	0	0	0	0	0	0	0	24
07:30	11	21	1	0	0	0	0	0	0	0	0	0	0	33
07:45	5	9	0	1	0	0	0	0	0	0	0	0	0	15
08:00	5	5	11	0	0	0	0	0	0	0	0	0	0	11
08:15	8	15	2	1	0	0	0	0	0	0	0	0	0	26
08:30	9	7	1	0	0	0	0	0	0	0	0	0	0	17
08:45	12	17	7	0	0	0	0	0	0	0	0	0	0	36
09:00	5	4	3	0	0	0	0	0	0	0	0	0	0	10
09:15	6	2	0	0	0	0	0	0	0	0	0	0	0	8
09:30	0	1	1	0	0	0	0	0	0	0	0	0	0	2
09:45	1	2	1	0	0	0	0	0	0	0	0	0	0	4
10:00	0	4	1	0	0	0	0	0	0	0	0	0	0	5
10:15	1	4	0	0	0	0	0	0	0	0	0	0	0	5
10:30	1	4	1	0	0	0	0	0	0	0	0	0	0	6
10:45	10	4	1	0	0	0	0	0	0	0	0	0	0	15
11:00	4	4	0	0	0	0	0	0	0	0	0	0	0	8
11:15	8	3	0	0	0	0	0	0	0	0	0	0	0	11
11:30	2	8	1	0	0	0	0	0	0	0	0	0	0	11
11:45	2	4	2	0	0	0	0	0	0	0	0	0	0	8
12:00 PM	2	6	1	0	0	0	0	0	0	0	0	0	0	9
12:15	3	1	1	0	0	0	0	0	0	0	0	0	0	5
12:30	7	1	3	0	0	0	0	0	0	0	0	0	0	11
12:45	4	3	1	0	0	0	0	0	0	0	0	0	0	8
13:00	3	4	1	0	0	0	0	0	0	0	0	0	0	8
13:15	0	1	3	0	0	0	0	0	0	0	0	0	0	2
13:30	9	6	0	0	0	0	0	0	0	0	0	0	0	15
13:45	8	7	4	0	0	0	0	0	0	0	0	0	0	19
14:00	10	3	2	0	0	0	0	0	0	0	0	0	0	15
14:15	7	5	0	0	0	0	0	0	0	0	0	0	0	12
14:30	7	6	1	0	0	0	0	0	0	0	0	0	0	14
14:45	9	13	0	0	0	0	0	0	0	0	0	0	0	22
15:00	5	10	0	0	0	0	0	0	0	0	0	0	0	15
15:15	5	8	0	0	0	0	0	0	0	0	0	0	0	13
15:30	34	8	5	0	0	0	0	0	0	0	0	0	0	47
15:45	4	7	1	0	0	0	0	0	0	0	0	0	0	12
16:00	1	8	0	0	0	0	0	0	0	0	0	0	0	9
16:15	3	6	2	0	0	0	0	0	0	0	0	0	0	11
16:30	4	7	3	0	0	0	0	0	0	0	0	0	0	14
16:45	4	10	0	0	0	0	0	0	0	0	0	0	0	14
17:00	5	3	1	0	0	0	0	0	0	0	0	0	0	9
17:15	6	7	2	0	0	0	0	0	0	0	0	0	0	15
17:30	3	9	1	0	0	0	0	0	0	0	0	0	0	13
17:45	3	4	1	0	0	0	0	0	0	0	0	0	0	8
18:00	6	8	2	0	0	0	0	0	0	0	0	0	0	16
18:15	3	7	1	0	0	0	0	0	0	0	0	0	0	11
18:30	4	6	0	0	0	0	0	0	0	0	0	0	0	10
18:45	8	6	2	1	0	0	0	0	0	0	0	0	0	17
19:00	6	1	1	0	0	0	0	0	0	0	0	0	0	8
19:15	8	3	3	0	0	0	0	0	0	0	0	0	0	14
19:30	7	2	1	0	0	0	0	0	0	0	0	0	0	10
19:45	7	5	2	0	0	0	0	0	0	0	0	0	0	14
20:00	3	3	1	0	0	0	0	0	0	0	0	0	0	7
20:15	11	7	0	0	0	0	0	0	0	0	0	0	0	18
20:30	3	3	2	0	0	0	0	0	0	0	0	0	0	8
20:45	3	4	0	0	0	0	0	0	0	0	0	0	0	7
21:00	6	5	2	0	0	0	0	0	0	0	0	0	0	13
21:15	0	3	1	0	0	0	0	0	0	0	0	0	0	4
21:30	1	0	2	0	0	0	0	0	0	0	0	0	0	3
21:45	1	0	6	0	0	0	0	0	0	0	0	0	0	7
22:00	2	2	1	0	0	0	0	0	0	0	0	0	0	5
22:15	0	1	0	0	0	0	0	0	0	0	0	0	0	1
22:30	1	2	0	0	0	0	0	0	0	0	0	0	0	3
22:45	0	1	1	0	0	0	0	0	0	0	0	0	0	2
23:00	1	1	0	0	0	0	0	0	0	0	0	0	0	2
23:15	0	1	0	0	0	0	0	0	0	0	0	0	0	1
23:30	2	2	1	0	0	0	0	0	0	0	0	0	0	5
23:45	0	2	0	0	0	0	0	0	0	0	0	0	0	2
Totals	347	368	86	4										805
% of Totals	43%	46%	11%	0%										100%

AM Volumes	118	150	32	3	0	0	0	0	0	0	0	0	0	303
% AM	15%	19%	4%	0%										38%
AM Peak Hour	08:00	07:30	08:00	07:30										08:00
Volume	34	50	34	11										90
PM Volumes	229	218	54	1	0	0	0	0	0	0	0	0	0	502
% PM	28%	27%	7%	0%										62%
PM Peak Hour	16:45	14:45	15:30	18:00										16:45
Volume	53	39	81	1										97

Directional Peak Periods		AM 7-9		NOON 12-2		PM 4-6		Off Peak Volumes		
All Classes	Volume	%	All Classes	Volume	%	All Classes	Volume	%	All Classes	
	170	21%		77	10%		93	12%	465	58%

Street Name	Direction	Percentiles					
		15th	50th	Average	85th	95th	ADT
SW 57th St	Summary	8	16	15	20	23	805

# SPEED

## SW 57th St Bet. SW 88th Terrace & SW 88th Ave

Day: Tuesday  
Date: 5/16/2023

City: Cooper City  
Project #: FL23\_140259\_031e

### East Bound

Time	< 15	15 - 19	20 - 24	25 - 29	30 - 34	35 - 39	40 - 44	45 - 49	50 - 54	55 - 59	60 - 64	65 - 69	70 +	Total
00:00 AM	0	2	0	0	0	0	0	0	0	0	0	0	0	2
01:00	0	0	1	0	0	0	0	0	0	0	0	0	0	1
02:00	0	0	0	0	0	0	0	0	0	0	0	0	0	0
03:00	0	0	0	0	0	0	0	0	0	0	0	0	0	0
04:00	1	0	0	1	0	0	0	0	0	0	0	0	0	2
05:00	1	1	0	0	0	0	0	0	0	0	0	0	0	2
06:00	3	10	1	0	0	0	0	0	0	0	0	0	0	14
07:00	9	30	3	0	0	0	0	0	0	0	0	0	0	42
08:00	12	28	7	0	0	0	0	0	0	0	0	0	0	47
09:00	5	7	0	0	0	0	0	0	0	0	0	0	0	12
10:00	3	13	1	0	0	0	0	0	0	0	0	0	0	17
11:00	7	12	3	0	0	0	0	0	0	0	0	0	0	22
12:00 PM	7	7	1	0	0	0	0	0	0	0	0	0	0	15
13:00	7	10	1	0	0	0	0	0	0	0	0	0	0	18
14:00	11	22	0	0	0	0	0	0	0	0	0	0	0	33
15:00	17	16	1	0	0	0	0	0	0	0	0	0	0	34
16:00	6	18	0	0	0	0	0	0	0	0	0	0	0	24
17:00	11	11	2	0	0	0	0	0	0	0	0	0	0	24
18:00	9	15	2	0	0	0	0	0	0	0	0	0	0	26
19:00	15	11	0	0	0	0	0	0	0	0	0	0	0	26
20:00	9	9	0	0	0	0	0	0	0	0	0	0	0	18
21:00	3	3	2	0	0	0	0	0	0	0	0	0	0	8
22:00	1	2	1	0	0	0	0	0	0	0	0	0	0	4
23:00	1	4	0	0	0	0	0	0	0	0	0	0	0	5
<b>Totals</b>	<b>138</b>	<b>231</b>	<b>26</b>	<b>1</b>										<b>396</b>
<b>% of Totals</b>	<b>35%</b>	<b>58%</b>	<b>7%</b>	<b>0%</b>										<b>100%</b>

<b>AM Volumes</b>	41	103	16	1	0	0	0	0	0	0	0	0	0	161
<b>% AM</b>	10%	26%	4%	0%										41%
<b>AM Peak Hour</b>	08:00	07:00	08:00	04:00										08:00
<b>Volume</b>	12	30	7	1										47
<b>PM Volumes</b>	97	128	10	0	0	0	0	0	0	0	0	0	0	235
<b>% PM</b>	24%	32%	3%											59%
<b>PM Peak Hour</b>	15:00	14:00	17:00											15:00
<b>Volume</b>	17	22	2											34

Directional Peak Periods All Speeds	AM 7-9		NOON 12-2		PM 4-6		Off Peak Volumes	
	Volume	%	Volume	%	Volume	%	Volume	%
	89	↔ 22%	33	↔ 8%	48	↔ 12%	226	↔ 57%

Street Name	Direction	Percentiles					ADT
		15th	50th	Average	85th	95th	
SW 57th St	East Bound	9	16	15	19	21	396
SW 57th St	West Bound	8	15	14	20	24	409



# SPEED

SW 57th St Bet. SW 88th Terrace & SW 88th Ave

Day: Tuesday  
Date: 5/16/2023

City: Cooper City  
Project #: FL23\_140259\_031w

## West Bound

Time	< 15	15 - 19	20 - 24	25 - 29	30 - 34	35 - 39	40 - 44	45 - 49	50 - 54	55 - 59	60 - 64	65 - 69	70 +	Total
00:00 AM	1	0	0	0	0	0	0	0	0	0	0	0	0	1
01:00	0	0	1	0	0	0	0	0	0	0	0	0	0	1
02:00	0	0	1	0	0	0	0	0	0	0	0	0	0	1
03:00	0	0	0	0	0	0	0	0	0	0	0	0	0	0
04:00	0	0	1	0	0	0	0	0	0	0	0	0	0	1
05:00	4	1	0	0	0	0	0	0	0	0	0	0	0	5
06:00	6	4	0	0	0	0	0	0	0	0	0	0	0	10
07:00	19	14	4	1	0	0	0	0	0	0	0	0	0	38
08:00	22	16	4	1	0	0	0	0	0	0	0	0	0	43
09:00	7	2	3	0	0	0	0	0	0	0	0	0	0	12
10:00	9	3	2	0	0	0	0	0	0	0	0	0	0	14
11:00	9	7	0	0	0	0	0	0	0	0	0	0	0	16
12:00 PM	9	4	5	0	0	0	0	0	0	0	0	0	0	18
13:00	13	8	5	0	0	0	0	0	0	0	0	0	0	26
14:00	22	5	3	0	0	0	0	0	0	0	0	0	0	30
15:00	31	17	5	0	0	0	0	0	0	0	0	0	0	53
16:00	6	13	5	0	0	0	0	0	0	0	0	0	0	24
17:00	6	12	3	0	0	0	0	0	0	0	0	0	0	21
18:00	12	12	3	1	0	0	0	0	0	0	0	0	0	28
19:00	13	0	7	0	0	0	0	0	0	0	0	0	0	20
20:00	11	8	3	0	0	0	0	0	0	0	0	0	0	22
21:00	5	5	3	0	0	0	0	0	0	0	0	0	0	13
22:00	2	4	1	0	0	0	0	0	0	0	0	0	0	7
23:00	2	2	1	0	0	0	0	0	0	0	0	0	0	5
<b>Totals</b>	<b>209</b>	<b>137</b>	<b>60</b>	<b>3</b>										<b>409</b>
<b>% of Totals</b>	<b>51%</b>	<b>33%</b>	<b>15%</b>	<b>1%</b>										<b>100%</b>

<b>AM Volumes</b>	77	47	16	2	0	0	0	0	0	0	0	0	0	142
<b>% AM</b>	19%	11%	4%	0%										35%
<b>AM Peak Hour</b>	08:00	08:00	07:00	07:00										08:00
<b>Volume</b>	22	16	4	1										43
<b>PM Volumes</b>	132	90	44	1	0	0	0	0	0	0	0	0	0	267
<b>% PM</b>	32%	22%	11%	0%										65%
<b>PM Peak Hour</b>	15:00	15:00	19:00	18:00										15:00
<b>Volume</b>	31	17	7	1										53

Directional Peak Periods All Speeds	AM 7-9		NOON 12-2		PM 4-6		Off Peak Volumes	
	Volume	%	Volume	%	Volume	%	Volume	%
	81	↔ 20%	44	↔ 11%	45	↔ 11%	239	↔ 58%

Street Name	Direction	Percentiles					ADT
		15th	50th	Average	85th	95th	
SW 57th St	East Bound	9	16	15	19	21	396
SW 57th St	West Bound	8	15	14	20	24	409

# SPEED

SW 57th St Bet. SW 88th Terrace & SW 88th Ave

Day: Tuesday  
Date: 5/16/2023

City: Cooper City  
Project #: FL23\_140259\_031

## Summary

Time	< 15	15 - 19	20 - 24	25 - 29	30 - 34	35 - 39	40 - 44	45 - 49	50 - 54	55 - 59	60 - 64	65 - 69	70 +	Total
00:00 AM	1	2	0	0	0	0	0	0	0	0	0	0	0	3
01:00	0	0	2	0	0	0	0	0	0	0	0	0	0	2
02:00	0	0	1	0	0	0	0	0	0	0	0	0	0	1
03:00	0	0	0	0	0	0	0	0	0	0	0	0	0	0
04:00	1	0	1	1	0	0	0	0	0	0	0	0	0	3
05:00	5	2	0	0	0	0	0	0	0	0	0	0	0	7
06:00	9	14	1	0	0	0	0	0	0	0	0	0	0	24
07:00	28	44	7	1	0	0	0	0	0	0	0	0	0	80
08:00	34	44	11	1	0	0	0	0	0	0	0	0	0	90
09:00	12	9	3	0	0	0	0	0	0	0	0	0	0	24
10:00	12	16	3	0	0	0	0	0	0	0	0	0	0	31
11:00	16	19	3	0	0	0	0	0	0	0	0	0	0	38
12:00 PM	16	11	6	0	0	0	0	0	0	0	0	0	0	33
13:00	20	18	6	0	0	0	0	0	0	0	0	0	0	44
14:00	33	27	3	0	0	0	0	0	0	0	0	0	0	63
15:00	48	33	6	0	0	0	0	0	0	0	0	0	0	87
16:00	12	31	5	0	0	0	0	0	0	0	0	0	0	48
17:00	17	23	5	0	0	0	0	0	0	0	0	0	0	45
18:00	21	27	5	1	0	0	0	0	0	0	0	0	0	54
19:00	28	11	7	0	0	0	0	0	0	0	0	0	0	46
20:00	20	17	3	0	0	0	0	0	0	0	0	0	0	40
21:00	8	8	5	0	0	0	0	0	0	0	0	0	0	21
22:00	3	6	2	0	0	0	0	0	0	0	0	0	0	11
23:00	3	6	1	0	0	0	0	0	0	0	0	0	0	10
<b>Totals</b>	<b>347</b>	<b>368</b>	<b>86</b>	<b>4</b>										<b>805</b>
<b>% of Totals</b>	<b>43%</b>	<b>46%</b>	<b>11%</b>	<b>0%</b>										<b>100%</b>

<b>AM Volumes</b>	118	150	32	3	0	0	0	0	0	0	0	0	0	303
<b>% AM</b>	15%	19%	4%	0%										38%
<b>AM Peak Hour</b>	08:00	07:00	08:00	04:00										08:00
<b>Volume</b>	34	44	11	1										90
<b>PM Volumes</b>	229	218	54	1	0	0	0	0	0	0	0	0	0	502
<b>% PM</b>	28%	27%	7%	0%										62%
<b>PM Peak Hour</b>	15:00	15:00	19:00	18:00										15:00
<b>Volume</b>	48	33	7	1										87

Directional Peak Periods All Speeds	AM 7-9		NOON 12-2		PM 4-6		Off Peak Volumes	
	Volume	%	Volume	%	Volume	%	Volume	%
	170	↔ 21%	77	↔ 10%	93	↔ 12%	465	↔ 58%

Street Name	Direction	Percentiles					ADT
		15th	50th	Average	85th	95th	
SW 57th St	Summary	8	16	15	20	23	805

### VOLUME

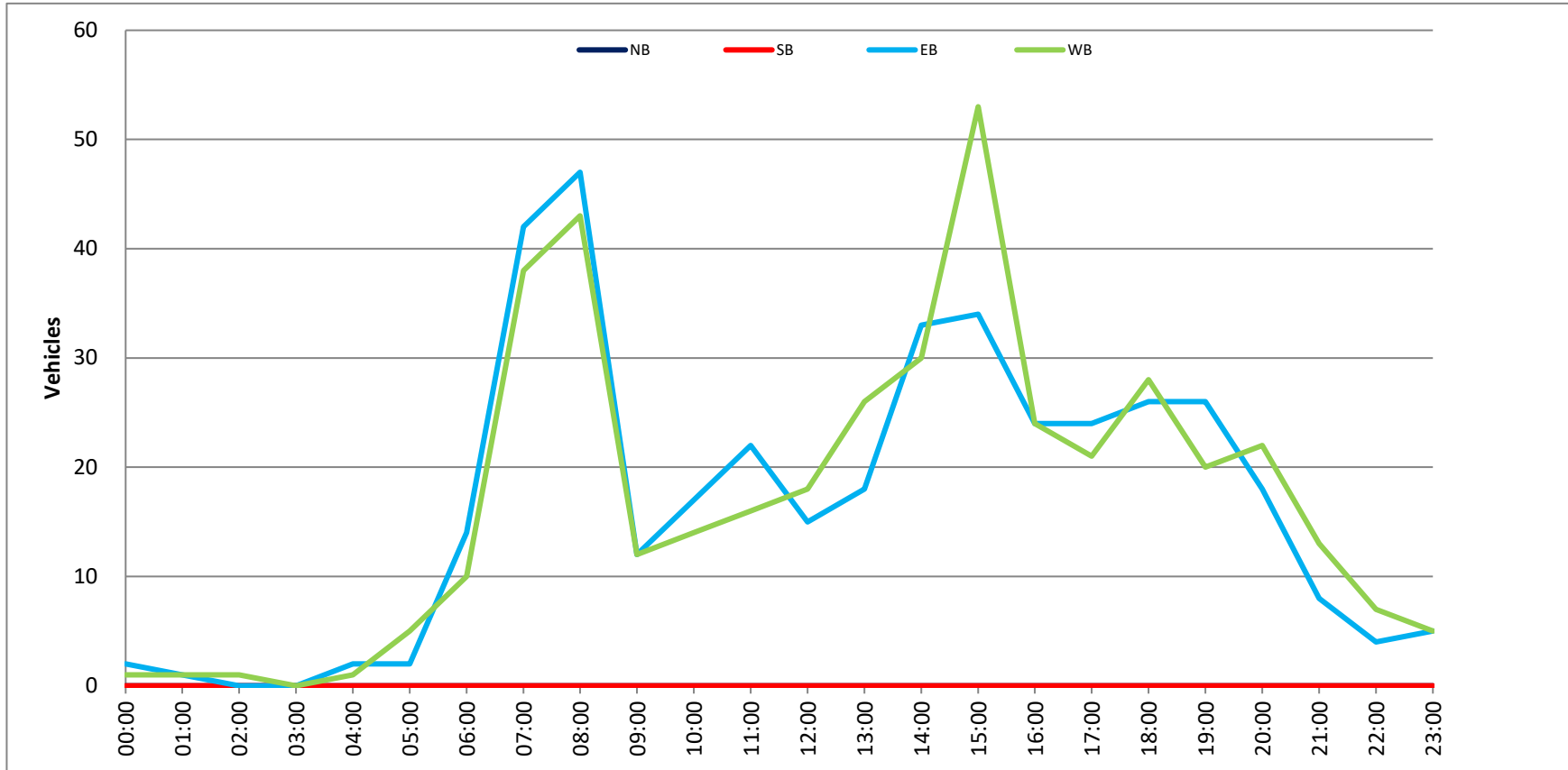
SW 57th St Bet. SW 88th Terrace & SW 88th Ave

Day: Tuesday  
Date: 5/16/2023

City: Cooper City  
Project #: FL23\_140259\_031

DAILY TOTALS										NB		SB		EB		WB		TOTAL	
										0		0		396		409		805	
DAILY TOTALS										0		0		396		409		805	
AM Period	NB	SB	EB	WB	TOTAL	PMI Period	NB	SB	EB	WB	TOTAL								
00:00	0	0	1	0	1	12:00	0	0	4	5	9								
00:15	0	0	1	1	2	12:15	0	0	3	2	5								
00:30	0	0	1	0	1	12:30	0	0	5	6	11								
00:45	0	0	2	0	2	12:45	0	0	3	15	18								
01:00	0	0	1	1	2	13:00	0	0	3	5	8								
01:15	0	0	0	0	0	13:15	0	0	1	1	2								
01:30	0	0	0	0	0	13:30	0	0	5	10	15								
01:45	0	0	1	0	1	13:45	0	0	9	18	26								
02:00	0	0	0	0	0	14:00	0	0	8	7	15								
02:15	0	0	0	0	0	14:15	0	0	8	4	12								
02:30	0	0	0	0	0	14:30	0	0	6	8	14								
02:45	0	0	0	1	1	14:45	0	0	11	33	44								
03:00	0	0	0	0	0	15:00	0	0	8	11	19								
03:15	0	0	0	0	0	15:15	0	0	6	7	15								
03:30	0	0	0	0	0	15:30	0	0	14	33	47								
03:45	0	0	0	0	0	15:45	0	0	6	34	40								
04:00	0	0	0	0	0	16:00	0	0	8	1	9								
04:15	0	0	1	1	2	16:15	0	0	7	4	11								
04:30	0	0	0	0	0	16:30	0	0	5	9	14								
04:45	0	0	1	2	3	16:45	0	0	4	10	14								
05:00	0	0	0	1	1	17:00	0	0	4	5	9								
05:15	0	0	0	1	1	17:15	0	0	11	4	15								
05:30	0	0	1	2	3	17:30	0	0	5	8	13								
05:45	0	0	1	1	2	17:45	0	0	4	4	8								
06:00	0	0	3	1	4	18:00	0	0	7	9	16								
06:15	0	0	1	3	4	18:15	0	0	4	7	11								
06:30	0	0	1	0	1	18:30	0	0	6	4	10								
06:45	0	0	7	6	13	18:45	0	0	9	26	35								
07:00	0	0	4	4	8	19:00	0	0	5	3	8								
07:15	0	0	12	12	24	19:15	0	0	7	7	14								
07:30	0	0	17	16	33	19:30	0	0	5	5	10								
07:45	0	0	9	6	15	19:45	0	0	9	26	35								
08:00	0	0	8	3	11	20:00	0	0	2	5	7								
08:15	0	0	13	13	26	20:15	0	0	9	9	18								
08:30	0	0	9	8	17	20:30	0	0	4	4	8								
08:45	0	0	17	19	36	20:45	0	0	3	4	7								
09:00	0	0	5	5	10	21:00	0	0	6	7	13								
09:15	0	0	3	5	8	21:15	0	0	2	2	4								
09:30	0	0	1	1	2	21:30	0	0	0	3	3								
09:45	0	0	3	12	15	21:45	0	0	8	1	9								
10:00	0	0	4	1	5	22:00	0	0	3	2	5								
10:15	0	0	3	2	5	22:15	0	0	0	1	1								
10:30	0	0	4	2	6	22:30	0	0	1	2	3								
10:45	0	0	6	9	15	22:45	0	0	4	2	6								
11:00	0	0	3	5	8	23:00	0	0	2	0	2								
11:15	0	0	6	5	11	23:15	0	0	0	1	1								
11:30	0	0	8	3	11	23:30	0	0	2	3	5								
11:45	0	0	22	3	25	23:45	0	0	5	1	6								
TOTALS	161	142	303	37.6%	TOTALS	235	267	502	46.8%	53.2%									
SPLIT %	53.1%		46.9%		SPLIT %		46.8%		53.2%										
DAILY TOTALS										NB		SB		EB		WB		Total	
										0		0		396		409		805	
DAILY TOTALS										0		0		396		409		805	

AM Peak Hour	07:30	08:15	08:00	14:45	14:45
AM Pk Volume	47	45	90	39	97
Pk Hr Factor	0.691	0.592	0.625	0.696	0.439
7 - 9 Volume	0	0	170	48	45
7 - 9 Peak Hour	07:30	08:00	08:00	16:00	16:15
7 - 9 Pk Volume	0	0	90	24	28
Pk Hr Factor	0.000	0.000	0.625	0.750	0.700
4 - 6 Volume	0	0	0	0	0
4 - 6 Peak Hour	07:30	08:00	08:00	16:00	16:15
4 - 6 Pk Volume	0	0	90	24	28
Pk Hr Factor	0.000	0.000	0.625	0.750	0.700



SPEED

SW 57th St Bet. SW 88th Terrace & SW 88th Ave

Day: Wednesday  
Date: 5/17/2023

City: Cooper City  
Project #: FL23\_140259\_031e

East Bound														
Time	< 15	15 - 19	20 - 24	25 - 29	30 - 34	35 - 39	40 - 44	45 - 49	50 - 54	55 - 59	60 - 64	65 - 69	70 +	Total
00:00 AM	0	0	0	0	0	0	0	0	0	0	0	0	0	0
00:15	0	0	0	0	0	0	0	0	0	0	0	0	0	0
00:30	0	0	0	0	0	0	0	0	0	0	0	0	0	0
00:45	1	0	0	0	0	0	0	0	0	0	0	0	0	1
01:00	0	0	0	0	0	0	0	0	0	0	0	0	0	0
01:15	0	0	0	0	0	0	0	0	0	0	0	0	0	0
01:30	0	0	0	0	0	0	0	0	0	0	0	0	0	0
01:45	0	0	0	0	0	0	0	0	0	0	0	0	0	0
02:00	0	0	0	0	0	0	0	0	0	0	0	0	0	0
02:15	0	0	0	0	0	0	0	0	0	0	0	0	0	0
02:30	0	0	0	0	0	0	0	0	0	0	0	0	0	0
02:45	0	0	0	0	0	0	0	0	0	0	0	0	0	0
03:00	0	0	0	0	0	0	0	0	0	0	0	0	0	0
03:15	0	0	0	0	0	0	0	0	0	0	0	0	0	0
03:30	0	0	0	0	0	0	0	0	0	0	0	0	0	0
03:45	1	0	0	0	0	0	0	0	0	0	0	0	0	1
04:00	0	0	0	0	0	0	0	0	0	0	0	0	0	0
04:15	0	0	0	0	0	0	0	0	0	0	0	0	0	0
04:30	0	0	0	0	0	0	0	0	0	0	0	0	0	0
04:45	0	0	0	0	0	0	0	0	0	0	0	0	0	0
05:00	1	0	0	0	0	0	0	0	0	0	0	0	0	1
05:15	1	0	0	0	0	0	0	0	0	0	0	0	0	1
05:30	0	2	0	0	0	0	0	0	0	0	0	0	0	2
05:45	0	1	0	0	0	0	0	0	0	0	0	0	0	1
06:00	3	0	0	0	0	0	0	0	0	0	0	0	0	3
06:15	1	1	1	0	0	0	0	0	0	0	0	0	0	3
06:30	0	2	0	0	0	0	0	0	0	0	0	0	0	2
06:45	0	3	0	0	0	0	0	0	0	0	0	0	0	3
07:00	2	6	0	0	0	0	0	0	0	0	0	0	0	8
07:15	4	6	1	0	0	0	0	0	0	0	0	0	0	11
07:30	4	12	1	0	0	0	0	0	0	0	0	0	0	17
07:45	1	6	2	0	0	0	0	0	0	0	0	0	0	8
08:00	4	4	0	0	0	0	0	0	0	0	0	0	0	8
08:15	0	3	0	0	0	0	0	0	0	0	0	0	0	3
08:30	4	6	0	0	0	0	0	0	0	0	0	0	0	10
08:45	4	5	1	0	0	0	0	0	0	0	0	0	0	10
09:00	0	4	0	0	0	0	0	0	0	0	0	0	0	4
09:15	5	5	0	0	0	0	0	0	0	0	0	0	0	10
09:30	0	3	0	0	0	0	0	0	0	0	0	0	0	3
09:45	2	1	1	0	0	0	0	0	0	0	0	0	0	4
10:00	1	5	0	0	0	0	0	0	0	0	0	0	0	6
10:15	2	4	0	0	0	0	0	0	0	0	0	0	0	6
10:30	3	4	1	0	0	0	0	0	0	0	0	0	0	8
10:45	0	3	1	0	0	0	0	0	0	0	0	0	0	4
11:00	0	3	1	0	0	0	0	0	0	0	0	0	0	4
11:15	1	2	1	0	0	0	0	0	0	0	0	0	0	4
11:30	3	3	1	0	0	0	0	0	0	0	0	0	0	7
11:45	3	5	0	0	0	0	0	0	0	0	0	0	0	8
12:00 PM	2	1	0	0	0	0	0	0	0	0	0	0	0	3
12:15	2	2	0	0	0	0	0	0	0	0	0	0	0	4
12:30	3	4	1	0	0	0	0	0	0	0	0	0	0	8
12:45	2	4	0	0	0	0	0	0	0	0	0	0	0	6
13:00	3	1	0	0	0	0	0	0	0	0	0	0	0	4
13:15	2	5	0	0	0	0	0	0	0	0	0	0	0	7
13:30	1	5	0	0	0	0	0	0	0	0	0	0	0	6
13:45	2	2	0	0	0	0	0	0	0	0	0	0	0	4
14:00	3	3	0	0	0	0	0	0	0	0	0	0	0	6
14:15	3	5	0	0	0	0	0	0	0	0	0	0	0	8
14:30	1	4	0	0	0	0	0	0	0	0	0	0	0	5
14:45	7	10	0	0	0	0	0	0	0	0	0	0	0	17
15:00	6	2	0	0	0	0	0	0	0	0	0	0	0	8
15:15	0	3	0	0	0	0	0	0	0	0	0	0	0	3
15:30	5	13	1	0	0	0	0	0	0	0	0	0	0	19
15:45	0	2	0	0	0	0	0	0	0	0	0	0	0	2
16:00	1	6	1	0	0	0	0	0	0	0	0	0	0	8
16:15	3	4	0	0	0	0	0	0	0	0	0	0	0	7
16:30	2	6	0	0	0	0	0	0	0	0	0	0	0	8
16:45	4	6	0	0	0	0	0	0	0	0	0	0	0	10
17:00	5	5	2	0	0	0	0	0	0	0	0	0	0	12
17:15	2	3	1	0	0	0	0	0	0	0	0	0	0	6
17:30	4	4	0	0	0	0	0	0	0	0	0	0	0	8
17:45	3	4	0	0	0	0	0	0	0	0	0	0	0	7
18:00	2	3	0	0	0	0	0	0	0	0	0	0	0	5
18:15	1	10	3	0	0	0	0	0	0	0	0	0	0	14
18:30	2	3	0	0	0	0	0	0	0	0	0	0	0	5
18:45	1	6	0	0	0	0	0	0	0	0	0	0	0	7
19:00	3	3	0	0	0	0	0	0	0	0	0	0	0	6
19:15	2	0	1	0	0	0	0	0	0	0	0	0	0	3
19:30	4	3	0	0	0	0	0	0	0	0	0	0	0	7
19:45	4	3	0	0	0	0	0	0	0	0	0	0	0	7
20:00	3	2	0	0	0	0	0	0	0	0	0	0	0	5
20:15	3	4	1	0	0	0	0	0	0	0	0	0	0	8
20:30	3	2	0	0	0	0	0	0	0	0	0	0	0	5
20:45	3	4	0	0	0	0	0	0	0	0	0	0	0	7
21:00	2	1	0	0	0	0	0	0	0	0	0	0	0	3
21:15	1	2	0	0	0	0	0	0	0	0	0	0	0	3
21:30	2	2	0	0	0	0	0	0	0	0	0	0	0	4
21:45	1	1	0	0	0	0	0	0	0	0	0	0	0	2
22:00	0	1	0	0	0	0	0	0	0	0	0	0	0	1
22:15	1	1	0	0	0	0	0	0	0	0	0	0	0	2
22:30	0	1	0	0	0	0	0	0	0	0	0	0	0	1
22:45	0	0	0	0	0	0	0	0	0	0	0	0	0	0
23:00	0	0	0	0	0	0	0	0	0	0	0	0	0	0
23:15	0	0	0	0	0	0	0	0	0	0	0	0	0	0
23:30	0	0	0	0	0	0	0	0	0	0	0	0	0	0
23:45	0	0	0	0	0	0	0	0	0	0	0	0	0	0
<b>Totals</b>	<b>155</b>	<b>258</b>	<b>22</b>											<b>432</b>
<b>% of Totals</b>	<b>36%</b>	<b>59%</b>	<b>5%</b>											<b>100%</b>
<b>AM Volumes</b>	51	99	11	0	0	0	0	0	0	0	0	0	0	161
<b>% AM</b>	12%	23%	3%											37%
<b>AM Peak Hour</b>	07:15	07:30	10:30											07:30
<b>Volume</b>	13	30	4											44
<b>PM Volumes</b>	104	150	11	0	0	0	0	0	0	0	0	0	0	271
<b>% PM</b>	24%	36%	3%											63%
<b>PM Peak Hour</b>	16:45	16:45	16:30											16:45
<b>Volume</b>	18	28	3											47
<b>Directional Peak Periods</b>				<b>AM 7-9</b>			<b>NOON 12-2</b>			<b>PM 4-6</b>			<b>Off Peak Volumes</b>	
<b>All Classes</b>	Volume	%		Volume	%		Volume	%		Volume	%			
	75	17%	← →	42	10%	← →	66	15%	← →	249	58%	← →		
<b>Street Name</b>	<b>Direction</b>	<b>15th</b>	<b>50th</b>	<b>Average</b>	<b>85th</b>	<b>95th</b>	<b>ADT</b>							
SW 57th St	East Bound	9	16	15	19	20	432							
SW 57th St	West Bound	8	15	15	20	23	415							

Time	< 15	15 - 19	20 - 24	25 - 29	30 - 34	35 - 39	40 - 44	45 - 49	50 - 54	55 - 59	60 - 64	65 - 69	70 +	Total
00:00 AM	0	0	0	0	0	0	0	0	0	0	0	0	0	0
00:15	0	0	0	0	0	0	0	0	0	0	0	0	0	0
00:30	0	0	0	0	0	0	0	0	0	0	0	0	0	0
00:45	0	0	0	0	0	0	0	0	0	0	0	0	0	0
01:00	0	0	0	0	0	0	0	0	0	0	0	0	0	0
01:15	0	0	0	0	0	0	0	0	0	0	0	0	0	0
01:30	0	0	0	0	0	0	0	0	0	0	0	0	0	0
01:45	0	0	0	0	0	0	0	0	0	0	0	0	0	0
02:00	0	0	0	0	0	0	0	0	0	0	0	0	0	0
02:15	0	0	0	0	0	0	0	0	0	0	0	0	0	0
02:30	0	0	0	0	0	0	0	0	0	0	0	0	0	0
02:45	0	0	0	0	0	0	0	0	0	0	0	0	0	0
03:00	0	0	0	0	0	0	0	0	0	0	0	0	0	0
03:15	0	0	0	0	0	0	0	0	0	0	0	0	0	0
03:30	0	0	0	0	0	0	0	0	0	0	0	0	0	0
03:45	1	0	0	0	0	0	0	0	0	0	0	0	0	1
04:00	0	0	0	0	0	0	0	0	0	0	0	0	0	0
04:15	0	0	0	0	0	0	0	0	0	0	0	0	0	0
04:30	0	1	0	0	0	0	0	0	0	0	0	0	0	1
04:45	0	0	0	0	0	0	0	0	0	0	0	0	0	0
05:00	0	0	0	0	0	0	0	0	0	0	0	0	0	0
05:15	1	1	0	0	0	0	0	0	0	0	0	0	0	2
05:30	1	0	0	0	0	0	0	0	0	0	0	0	0	1
05:45	1	0	0	0	0	0	0	0	0	0	0	0	0	1
06:00	0	0	0	0	0	0	0	0	0	0	0	0	0	0
06:15	1	0	0	0	0	0	0	0	0	0	0	0	0	1
06:30	1	0	0	0	0	0	0	0	0	0	0	0	0	1
06:45	1	1	0	0	0	0	0	0	0	0	0	0	0	2
07:00	4	1	3	0	0	0	0	0	0	0	0	0	0	8
07:15	4	4	3	0	0	0	0	0	0	0	0	0	0	11
07:30	4	8	3	0	0	0	0	0	0	0	0	0	0	15
07:45	1	5	2	0	0	0	0	0	0	0	0	0	0	8
08:00	1	2	0	0	0	0	0	0	0	0	0	0	0	3
08:15	0	4	0	0	0	0	0	0	0	0	0	0	0	4
08:30	5	5	0	0	0	0	0	0	0	0	0	0	0	10
08:45	8	9	4	0	0	0	0	0	0	0	0	0	0	21
09:00	3	1	1	0	0	0	0	0	0	0	0	0	0	5
09:15	3	1	2	0	0	0	0	0	0	0	0	0	0	6
09:30	3	3	0	0	0	0	0	0	0	0	0	0	0	6
09:45	5	1	2	0	0	0	0	0	0	0	0	0	0	8
10:00	2	1	0	0	0	0	0	0	0	0	0	0	0	3
10:15	4	0	1	0	0	0	0	0	0	0	0	0	0	5
10:30	4	5	0	0	0	0	0	0	0	0	0	0	0	9
10:45	2	0	0	0	0	0	0	0	0	0	0	0	0	2
11:00	2	3	0	0	0	0	0	0	0	0	0	0	0	5
11:15	4	0	0	0	0	0	0	0	0	0	0	0	0	4
11:30	7	1	0	0	0	0	0	0	0	0	0	0	0	8
11:45	3	1	1	0	0	0	0	0	0	0	0	0	0	5
12:00 PM	0	1	1	0	0	0	0	0	0	0	0	0	0	2
12:15	2	2	1	0	0	0	0	0	0	0	0	0	0	5
12:30	4	2	1	0	0	0	0	0	0	0	0	0	0	7
12:45	2	2	1	0	0	0	0	0	0	0	0	0	0	5
13:00	1	0	0	0	0	0	0	0	0	0	0	0	0	1
13:15	1	3	1	0	0	0	0	0	0	0	0	0	0	5
13:30	3	4	0	0	0	0	0	0	0	0	0	0	0	7
13:45	3	2	3	0	0	0	0	0	0	0	0	0	0	8
14:00	3	3	0	0	0	0	0	0	0	0	0	0	0	6
14:15	5	1	0	0	0	0	0	0	0	0	0	0	0	6
14:30	2	2	0	0	0	0	0	0	0	0	0	0	0	4
14:45	5	6	5	0	0	0	0	0	0	0	0	0	0	16
15:00	0	1	0	0	0	0	0	0	0	0	0	0	0	1
15:15	0	2	3	0	0	0	0	0	0	0	0	0	0	5
15:30	5	6	3	0	0	0	0	0	0	0	0	0	0	14
15:45	2	2	2	0	0	0	0	0	0	0	0	0	0	6
16:00	5	2	1	0	0	0	0	0	0	0	0	0	0	8
16:15	2	2	1	0	0	0	0	0	0	0	0	0	0	5
16:30	5	5	0	0	0	0	0	0	0	0	0	0	0	10
16:45	6	4	0	0	0	0	0	0	0	0	0	0	0	10
17:00	6	2	1	0	0	0	0	0	0	0	0	0	0	9
17:15	4	4	3	0	0	0	0	0	0	0	0	0	0	11
17:30	3	3	1	0	0	0	0	0	0	0	0	0	0	7
17:45	3	6	3	0	0	0	0	0	0	0	0	0	0	10
18:00	3	3	1	0	0	0	0	0	0	0	0	0	0	7
18:15	5	5	1	0	0	0	0	0	0	0	0	0	0	11
18:30	3	3	1	0	0	0	0	0	0	0	0	0	0	7
18:45	4	2	0	1	0	0	0	0	0	0	0	0	0	7
19:00	4	2	0	0	0	0	0	0	0	0	0	0	0	6
19:15	2	2	2	0	0	0	0	0	0	0	0	0	0	6
19:30	4	3	1	0	0	0	0	0	0	0	0	0	0	8
19:45	2	1	0	0	0	0	0	0	0	0	0	0	0	3
20:00	1	1	0	0	0	0	0	0	0	0	0	0	0	2
20:15	5	1	2	0	0	0	0	0	0	0	0	0	0	8
20:30	3	0	0	0	0	0	0	0	0	0	0	0	0	3
20:45	4	2	0	0	0	0	0	0	0	0	0	0	0	6
21:00	0	2	0	0	0	0	0	0	0	0	0	0	0	2
21:15	2	2	1	0	0	0	0	0	0	0	0	0	0	5
21:30	3	0	0	0	0	0	0	0	0	0	0	0	0	3
21:45	0	0	0	0	0	0	0	0	0	0	0	0	0	0
22:00	1	0	0	0	0	0	0	0	0	0	0	0	0	1
22:15	0	1	0	0	0	0	0	0	0	0	0	0	0	1
22:30	1	0	0	0	0	0	0	0	0	0	0	0	0	1
22:45	0	0	0	0	0	0	0	0	0	0	0	0	0	0
23:00	0	1	1	0	0	0	0	0	0	0	0	0	0	2
23:15	0	0	0	0	0	0	0	0	0	0	0	0	0	0
23:30	0	1	0	0	0	0	0	0	0	0	0	0	0	1
23:45	0	1	0	0	0	0	0	0	0	0	0	0	0	1
<b>Totals</b>	<b>195</b>	<b>158</b>	<b>61</b>	<b>1</b>										<b>415</b>
<b>% of Totals</b>	<b>47%</b>	<b>38%</b>	<b>15%</b>	<b>0%</b>										<b>100%</b>

<b>AM Volumes</b>	76	58	22	0	0	0	0	0	0	0	0	0	0	156
<b>% AM</b>	18%	14%	5%											38%
<b>AM Peak Hour</b>	08:30	08:00	07:00											07:00
<b>Volume</b>	19	20	11											42
<b>PM Volumes</b>	119	100	39	1	0	0	0	0	0	0	0	0	0	259
<b>% PM</b>	29%	24%	9%	0%										62%
<b>PM Peak Hour</b>	16:30	17:30	16:45											16:30
<b>Volume</b>	21	17	11											40
<b>Directional Peak Periods</b>	<b>AM 7-9</b>			<b>NOON 12-2</b>			<b>PM 4-6</b>			<b>Off Peak Volumes</b>				
<b>All Classes</b>	Volume	%	Volume	%	Volume	%	Volume	%	Volume	%	Volume	%		
	80	19%	40	10%	70	17%	225	54%						

Street Name	Direction	Percentiles					
		15th	50th	Average	85th	95th	ADT
SW 57th St	East Bound	9	16	15	19	20	432
SW 57th St	West Bound	8	15	15	20	23	415

Summary

Table with columns: Time, < 15, 15 - 19, 20 - 24, 25 - 29, 30 - 34, 35 - 39, 40 - 44, 45 - 49, 50 - 54, 55 - 59, 60 - 64, 65 - 69, 70 +, Total. Rows include time intervals from 00:00 AM to 23:45.

Summary statistics table including AM Volumes, PM Volumes, Directional Peak Periods (AM 7-9, NOON 12-2, PM 4-6, Off Peak Volumes), and % of Totals.

Table with columns: Street Name, Direction, Percentiles (15th, 50th, Average, 85th, 95th), ADT. Row: SW 57th St, Summary.

# SPEED

SW 57th St Bet. SW 88th Terrace & SW 88th Ave

Day: Wednesday

Date: 5/17/2023

City: Cooper City

Project #: FL23\_140259\_031e

## East Bound

Time	< 15	15 - 19	20 - 24	25 - 29	30 - 34	35 - 39	40 - 44	45 - 49	50 - 54	55 - 59	60 - 64	65 - 69	70 +	Total
00:00 AM	1	0	0	0	0	0	0	0	0	0	0	0	0	1
01:00	0	0	0	0	0	0	0	0	0	0	0	0	0	0
02:00	0	0	0	0	0	0	0	0	0	0	0	0	0	0
03:00	1	0	0	0	0	0	0	0	0	0	0	0	0	1
04:00	0	0	0	0	0	0	0	0	0	0	0	0	0	0
05:00	2	3	0	0	0	0	0	0	0	0	0	0	0	5
06:00	4	6	1	0	0	0	0	0	0	0	0	0	0	11
07:00	11	30	3	0	0	0	0	0	0	0	0	0	0	44
08:00	12	18	1	0	0	0	0	0	0	0	0	0	0	31
09:00	7	13	1	0	0	0	0	0	0	0	0	0	0	21
10:00	6	16	2	0	0	0	0	0	0	0	0	0	0	24
11:00	7	13	3	0	0	0	0	0	0	0	0	0	0	23
12:00 PM	9	11	1	0	0	0	0	0	0	0	0	0	0	21
13:00	8	13	0	0	0	0	0	0	0	0	0	0	0	21
14:00	14	22	0	0	0	0	0	0	0	0	0	0	0	36
15:00	11	20	1	0	0	0	0	0	0	0	0	0	0	32
16:00	10	22	1	0	0	0	0	0	0	0	0	0	0	33
17:00	14	16	3	0	0	0	0	0	0	0	0	0	0	33
18:00	6	22	3	0	0	0	0	0	0	0	0	0	0	31
19:00	13	9	1	0	0	0	0	0	0	0	0	0	0	23
20:00	12	12	1	0	0	0	0	0	0	0	0	0	0	25
21:00	6	6	0	0	0	0	0	0	0	0	0	0	0	12
22:00	1	3	0	0	0	0	0	0	0	0	0	0	0	4
23:00	0	0	0	0	0	0	0	0	0	0	0	0	0	0
<b>Totals</b>	<b>155</b>	<b>255</b>	<b>22</b>											<b>432</b>
<b>% of Totals</b>	<b>36%</b>	<b>59%</b>	<b>5%</b>											<b>100%</b>

<b>AM Volumes</b>	51	99	11	0	0	0	0	0	0	0	0	0	0	161
<b>% AM</b>	12%	23%	3%											37%
<b>AM Peak Hour</b>	08:00	07:00	07:00											07:00
<b>Volume</b>	12	30	3											44
<b>PM Volumes</b>	104	156	11	0	0	0	0	0	0	0	0	0	0	271
<b>% PM</b>	24%	36%	3%											63%
<b>PM Peak Hour</b>	14:00	14:00	17:00											14:00
<b>Volume</b>	14	22	3											36

Directional Peak Periods All Speeds	AM 7-9		NOON 12-2		PM 4-6		Off Peak Volumes	
	Volume	%	Volume	%	Volume	%	Volume	%
	75	↔ 17%	42	↔ 10%	66	↔ 15%	249	↔ 58%

Street Name	Direction	Percentiles					ADT
		15th	50th	Average	85th	95th	
SW 57th St	East Bound	9	16	15	19	20	432
SW 57th St	West Bound	8	15	15	20	23	415



# SPEED

SW 57th St Bet. SW 88th Terrace & SW 88th Ave

Day: Wednesday

Date: 5/17/2023

City: Cooper City

Project #: FL23\_140259\_031w

## West Bound

Time	< 15	15 - 19	20 - 24	25 - 29	30 - 34	35 - 39	40 - 44	45 - 49	50 - 54	55 - 59	60 - 64	65 - 69	70 +	Total
00:00 AM	0	0	0	0	0	0	0	0	0	0	0	0	0	0
01:00	0	0	0	0	0	0	0	0	0	0	0	0	0	0
02:00	0	0	0	0	0	0	0	0	0	0	0	0	0	0
03:00	1	0	0	0	0	0	0	0	0	0	0	0	0	1
04:00	0	1	0	0	0	0	0	0	0	0	0	0	0	1
05:00	3	1	0	0	0	0	0	0	0	0	0	0	0	4
06:00	3	1	0	0	0	0	0	0	0	0	0	0	0	4
07:00	13	18	11	0	0	0	0	0	0	0	0	0	0	42
08:00	14	20	4	0	0	0	0	0	0	0	0	0	0	38
09:00	14	6	5	0	0	0	0	0	0	0	0	0	0	25
10:00	12	6	1	0	0	0	0	0	0	0	0	0	0	19
11:00	16	5	1	0	0	0	0	0	0	0	0	0	0	22
12:00 PM	8	7	4	0	0	0	0	0	0	0	0	0	0	19
13:00	8	9	4	0	0	0	0	0	0	0	0	0	0	21
14:00	15	12	5	0	0	0	0	0	0	0	0	0	0	32
15:00	7	11	8	0	0	0	0	0	0	0	0	0	0	26
16:00	18	13	2	0	0	0	0	0	0	0	0	0	0	33
17:00	16	15	6	0	0	0	0	0	0	0	0	0	0	37
18:00	15	13	3	1	0	0	0	0	0	0	0	0	0	32
19:00	12	8	3	0	0	0	0	0	0	0	0	0	0	23
20:00	13	4	2	0	0	0	0	0	0	0	0	0	0	19
21:00	5	4	1	0	0	0	0	0	0	0	0	0	0	10
22:00	2	1	0	0	0	0	0	0	0	0	0	0	0	3
23:00	0	3	1	0	0	0	0	0	0	0	0	0	0	4
<b>Totals</b>	<b>195</b>	<b>158</b>	<b>61</b>	<b>1</b>										<b>415</b>
<b>% of Totals</b>	<b>47%</b>	<b>38%</b>	<b>15%</b>	<b>0%</b>										<b>100%</b>

<b>AM Volumes</b>	76	58	22	0	0	0	0	0	0	0	0	0	0	156
<b>% AM</b>	18%	14%	5%											38%
<b>AM Peak Hour</b>	11:00	08:00	07:00											07:00
<b>Volume</b>	16	20	11											42
<b>PM Volumes</b>	119	100	39	1	0	0	0	0	0	0	0	0	0	259
<b>% PM</b>	29%	24%	9%	0%										62%
<b>PM Peak Hour</b>	16:00	17:00	15:00	18:00										17:00
<b>Volume</b>	18	15	8	1										37

Directional Peak Periods All Speeds	AM 7-9		NOON 12-2		PM 4-6		Off Peak Volumes	
	Volume	%	Volume	%	Volume	%	Volume	%
	80	↔ 19%	40	↔ 10%	70	↔ 17%	225	↔ 54%

Street Name	Direction	Percentiles					ADT
		15th	50th	Average	85th	95th	
SW 57th St	East Bound	9	16	15	19	20	432
SW 57th St	West Bound	8	15	15	20	23	415

# SPEED

SW 57th St Bet. SW 88th Terrace & SW 88th Ave

Day: Wednesday

Date: 5/17/2023

City: Cooper City

Project #: FL23\_140259\_031

## Summary

Time	< 15	15 - 19	20 - 24	25 - 29	30 - 34	35 - 39	40 - 44	45 - 49	50 - 54	55 - 59	60 - 64	65 - 69	70 +	Total
00:00 AM	1	0	0	0	0	0	0	0	0	0	0	0	0	1
01:00	0	0	0	0	0	0	0	0	0	0	0	0	0	0
02:00	0	0	0	0	0	0	0	0	0	0	0	0	0	0
03:00	2	0	0	0	0	0	0	0	0	0	0	0	0	2
04:00	0	1	0	0	0	0	0	0	0	0	0	0	0	1
05:00	5	4	0	0	0	0	0	0	0	0	0	0	0	9
06:00	7	7	1	0	0	0	0	0	0	0	0	0	0	15
07:00	24	48	14	0	0	0	0	0	0	0	0	0	0	86
08:00	26	38	5	0	0	0	0	0	0	0	0	0	0	69
09:00	21	19	6	0	0	0	0	0	0	0	0	0	0	46
10:00	18	22	3	0	0	0	0	0	0	0	0	0	0	43
11:00	23	18	4	0	0	0	0	0	0	0	0	0	0	45
12:00 PM	17	18	5	0	0	0	0	0	0	0	0	0	0	40
13:00	16	22	4	0	0	0	0	0	0	0	0	0	0	42
14:00	29	34	5	0	0	0	0	0	0	0	0	0	0	68
15:00	18	31	9	0	0	0	0	0	0	0	0	0	0	58
16:00	28	35	3	0	0	0	0	0	0	0	0	0	0	66
17:00	30	31	9	0	0	0	0	0	0	0	0	0	0	70
18:00	21	35	6	1	0	0	0	0	0	0	0	0	0	63
19:00	25	17	4	0	0	0	0	0	0	0	0	0	0	46
20:00	25	16	3	0	0	0	0	0	0	0	0	0	0	44
21:00	11	10	1	0	0	0	0	0	0	0	0	0	0	22
22:00	3	4	0	0	0	0	0	0	0	0	0	0	0	7
23:00	0	3	1	0	0	0	0	0	0	0	0	0	0	4
<b>Totals</b>	<b>350</b>	<b>413</b>	<b>83</b>	<b>1</b>										<b>847</b>
<b>% of Totals</b>	<b>41%</b>	<b>49%</b>	<b>10%</b>	<b>0%</b>										<b>100%</b>

<b>AM Volumes</b>	127	157	33	0	0	0	0	0	0	0	0	0	0	317
<b>% AM</b>	15%	19%	4%											37%
<b>AM Peak Hour</b>	08:00	07:00	07:00											07:00
<b>Volume</b>	26	48	14											86
<b>PM Volumes</b>	223	256	50	1	0	0	0	0	0	0	0	0	0	530
<b>% PM</b>	26%	30%	6%	0%										63%
<b>PM Peak Hour</b>	17:00	16:00	15:00	18:00										17:00
<b>Volume</b>	30	35	9	1										70

Directional Peak Periods All Speeds	AM 7-9		NOON 12-2		PM 4-6		Off Peak Volumes	
	Volume	%	Volume	%	Volume	%	Volume	%
	155	↔ 18%	82	↔ 10%	136	↔ 16%	474	↔ 56%

Street Name	Direction	Percentiles					ADT
		15th	50th	Average	85th	95th	
SW 57th St	Summary	9	16	15	19	23	847





East Bound														
Time	< 15	15 - 19	20 - 24	25 - 29	30 - 34	35 - 39	40 - 44	45 - 49	50 - 54	55 - 59	60 - 64	65 - 69	70 +	Total
00:00 AM	0	1	0	0	0	0	0	0	0	0	0	0	0	1
00:15	0	0	0	0	0	0	0	0	0	0	0	0	0	0
00:30	0	0	0	0	0	0	0	0	0	0	0	0	0	0
00:45	0	0	0	0	0	0	0	0	0	0	0	0	0	0
01:00	0	0	0	0	0	0	0	0	0	0	0	0	0	0
01:15	0	0	0	0	0	0	0	0	0	0	0	0	0	0
01:30	0	0	0	0	0	0	0	0	0	0	0	0	0	0
01:45	0	0	0	0	0	0	0	0	0	0	0	0	0	0
02:00	0	0	0	0	0	0	0	0	0	0	0	0	0	0
02:15	0	0	0	0	0	0	0	0	0	0	0	0	0	0
02:30	0	0	0	0	0	0	0	0	0	0	0	0	0	0
02:45	0	0	0	0	0	0	0	0	0	0	0	0	0	0
03:00	0	0	0	0	0	0	0	0	0	0	0	0	0	0
03:15	0	0	0	0	0	0	0	0	0	0	0	0	0	0
03:30	0	0	0	0	0	0	0	0	0	0	0	0	0	0
03:45	0	0	0	0	0	0	0	0	0	0	0	0	0	0
04:00	0	0	0	0	0	0	0	0	0	0	0	0	0	0
04:15	0	1	0	0	0	0	0	0	0	0	0	0	0	1
04:30	0	1	0	0	0	0	0	0	0	0	0	0	0	1
04:45	1	1	0	0	0	0	0	0	0	0	0	0	0	2
05:00	1	0	0	0	0	0	0	0	0	0	0	0	0	1
05:15	0	0	0	0	0	0	0	0	0	0	0	0	0	0
05:30	1	0	0	0	0	0	0	0	0	0	0	0	0	1
05:45	1	0	0	0	0	0	0	0	0	0	0	0	0	1
06:00	1	0	0	0	0	0	0	0	0	0	0	0	0	1
06:15	0	2	0	0	0	0	0	0	0	0	0	0	0	2
06:30	1	2	0	0	0	0	0	0	0	0	0	0	0	3
06:45	0	3	0	0	0	0	0	0	0	0	0	0	0	3
07:00	3	4	0	0	0	0	0	0	0	0	0	0	0	7
07:15	0	8	2	0	0	0	0	0	0	0	0	0	0	10
07:30	6	13	0	0	0	0	0	0	0	0	0	0	0	19
07:45	3	6	1	0	0	0	0	0	0	0	0	0	0	10
08:00	4	6	0	0	0	0	0	0	0	0	0	0	0	10
08:15	2	7	0	0	0	0	0	0	0	0	0	0	0	9
08:30	0	9	1	0	0	0	0	0	0	0	0	0	0	10
08:45	3	9	1	0	0	0	0	0	0	0	0	0	0	13
09:00	4	3	0	0	0	0	0	0	0	0	0	0	0	7
09:15	3	4	0	0	0	0	0	0	0	0	0	0	0	7
09:30	2	6	0	0	0	0	0	0	0	0	0	0	0	8
09:45	2	2	0	0	0	0	0	0	0	0	0	0	0	4
10:00	3	2	0	0	0	0	0	0	0	0	0	0	0	5
10:15	2	6	1	0	0	0	0	0	0	0	0	0	0	9
10:30	1	5	1	0	0	0	0	0	0	0	0	0	0	7
10:45	1	1	0	0	0	0	0	0	0	0	0	0	0	2
11:00	2	1	0	0	0	0	0	0	0	0	0	0	0	3
11:15	0	0	0	0	0	0	0	0	0	0	0	0	0	0
11:30	1	5	1	0	0	0	0	0	0	0	0	0	0	7
11:45	1	4	0	0	0	0	0	0	0	0	0	0	0	5
12:00 PM	1	3	0	0	0	0	0	0	0	0	0	0	0	4
12:15	0	4	0	0	0	0	0	0	0	0	0	0	0	4
12:30	2	3	0	0	0	0	0	0	0	0	0	0	0	5
12:45	2	4	0	0	0	0	0	0	0	0	0	0	0	6
13:00	2	1	1	0	0	0	0	0	0	0	0	0	0	4
13:15	1	2	0	0	0	0	0	0	0	0	0	0	0	3
13:30	1	4	1	0	0	0	0	0	0	0	0	0	0	6
13:45	0	1	1	0	0	0	0	0	0	0	0	0	0	2
14:00	4	3	0	0	0	0	0	0	0	0	0	0	0	7
14:15	4	2	0	0	0	0	0	0	0	0	0	0	0	6
14:30	2	4	0	0	0	0	0	0	0	0	0	0	0	6
14:45	6	10	2	0	0	0	0	0	0	0	0	0	0	18
15:00	4	5	1	0	0	0	0	0	0	0	0	0	0	10
15:15	2	2	1	0	0	0	0	0	0	0	0	0	0	5
15:30	13	11	0	0	0	0	0	0	0	0	0	0	0	24
15:45	1	1	0	0	0	0	0	0	0	0	0	0	0	2
16:00	3	7	1	0	0	0	0	0	0	0	0	0	0	11
16:15	0	4	0	0	0	0	0	0	0	0	0	0	0	4
16:30	2	5	0	0	0	0	0	0	0	0	0	0	0	7
16:45	2	2	0	0	0	0	0	0	0	0	0	0	0	4
17:00	1	3	0	0	0	0	0	0	0	0	0	0	0	4
17:15	2	4	0	0	0	0	0	0	0	0	0	0	0	6
17:30	4	4	0	0	0	0	0	0	0	0	0	0	0	8
17:45	0	5	2	0	0	0	0	0	0	0	0	0	0	7
18:00	4	6	0	0	0	0	0	0	0	0	0	0	0	10
18:15	3	3	0	0	0	0	0	0	0	0	0	0	0	6
18:30	6	2	0	0	0	0	0	0	0	0	0	0	0	8
18:45	4	4	1	0	0	0	0	0	0	0	0	0	0	9
19:00	2	3	0	0	0	0	0	0	0	0	0	0	0	5
19:15	2	3	0	0	0	0	0	0	0	0	0	0	0	5
19:30	7	4	0	0	0	0	0	0	0	0	0	0	0	11
19:45	3	2	1	0	0	0	0	0	0	0	0	0	0	6
20:00	0	1	0	0	0	0	0	0	0	0	0	0	0	1
20:15	2	1	0	0	0	0	0	0	0	0	0	0	0	3
20:30	3	5	0	0	0	0	0	0	0	0	0	0	0	8
20:45	2	2	0	0	0	0	0	0	0	0	0	0	0	4
21:00	1	1	0	0	0	0	0	0	0	0	0	0	0	2
21:15	0	3	0	0	0	0	0	0	0	0	0	0	0	3
21:30	0	4	0	0	0	0	0	0	0	0	0	0	0	4
21:45	1	4	0	0	0	0	0	0	0	0	0	0	0	5
22:00	1	2	0	0	0	0	0	0	0	0	0	0	0	3
22:15	2	1	0	0	0	0	0	0	0	0	0	0	0	3
22:30	1	1	0	0	0	0	0	0	0	0	0	0	0	2
22:45	2	2	0	0	0	0	0	0	0	0	0	0	0	4
23:00	0	1	0	0	0	0	0	0	0	0	0	0	0	1
23:15	1	1	0	0	0	0	0	0	0	0	0	0	0	2
23:30	0	1	0	0	0	0	0	0	0	0	0	0	0	1
23:45	0	0	0	0	0	0	0	0	0	0	0	0	0	0
<b>Totals</b>	<b>155</b>	<b>265</b>	<b>20</b>											<b>440</b>
% of Totals	35%	60%	5%											100%

<b>AM Volumes</b>	49	114	8	0	0	0	0	0	0	0	0	0	0	171
% AM	11%	26%	2%											39%
<b>AM Peak Hour</b>	07:30	07:15	07:00											07:15
Volume	15	33	31											43
<b>PM Volumes</b>	106	151	12	0	0	0	0	0	0	0	0	0	0	269
% PM	24%	34%	3%											61%
<b>PM Peak Hour</b>	16:45	16:30	16:15											16:45
Volume	25	28	41											57
<b>Directional Peak Periods</b>	<b>AM 7-9</b>			<b>NOON 12-2</b>			<b>PM 4-6</b>			<b>Off Peak Volumes</b>				
<b>All Classes</b>	Volume	%		Volume	%		Volume	%		Volume	%			
	88	20%	← →	34	8%	← →	51	12%	← →	267	61%	← →		

Street Name	Direction	Percentiles					ADT
		15th	50th	Average	85th	95th	
SW 57th St	East Bound	9	16	15	19	20	440
SW 57th St	West Bound	8	15	15	20	23	409

West Bound														
Time	< 15	15 - 19	20 - 24	25 - 29	30 - 34	35 - 39	40 - 44	45 - 49	50 - 54	55 - 59	60 - 64	65 - 69	70 +	Total
00:00 AM	0	0	1	0	0	0	0	0	0	0	0	0	0	1
00:15	0	0	0	0	0	0	0	0	0	0	0	0	0	0
00:30	0	0	0	0	0	0	0	0	0	0	0	0	0	0
00:45	0	0	0	0	0	0	0	0	0	0	0	0	0	0
01:00	0	0	0	0	0	0	0	0	0	0	0	0	0	0
01:15	0	1	0	0	0	0	0	0	0	0	0	0	0	1
01:30	0	0	0	0	0	0	0	0	0	0	0	0	0	0
01:45	0	0	0	0	0	0	0	0	0	0	0	0	0	0
02:00	0	0	0	0	0	0	0	0	0	0	0	0	0	0
02:15	0	0	0	0	0	0	0	0	0	0	0	0	0	0
02:30	0	0	0	0	0	0	0	0	0	0	0	0	0	0
02:45	0	0	0	0	0	0	0	0	0	0	0	0	0	0
03:00	0	0	0	0	0	0	0	0	0	0	0	0	0	0
03:15	0	0	0	0	0	0	0	0	0	0	0	0	0	0
03:30	0	0	0	0	0	0	0	0	0	0	0	0	0	0
03:45	0	0	0	0	0	0	0	0	0	0	0	0	0	0
04:00	0	0	0	0	0	0	0	0	0	0	0	0	0	0
04:15	1	0	0	0	0	0	0	0	0	0	0	0	0	1
04:30	0	0	0	0	0	0	0	0	0	0	0	0	0	0
04:45	0	0	0	0	0	0	0	0	0	0	0	0	0	0
05:00	2	0	0	0	0	0	0	0	0	0	0	0	0	2
05:15	0	0	0	0	0	0	0	0	0	0	0	0	0	0
05:30	0	0	0	0	0	0	0	0	0	0	0	0	0	0
05:45	1	0	0	0	0	0	0	0	0	0	0	0	0	1
06:00	0	1	1	0	0	0	0	0	0	0	0	0	0	2
06:15	2	2	0	0	0	0	0	0	0	0	0	0	0	4
06:30	0	0	0	0	0	0	0	0	0	0	0	0	0	0
06:45	1	0	0	0	0	0	0	0	0	0	0	0	0	1
07:00	3	3	1	0	0	0	0	0	0	0	0	0	0	7
07:15	5	5	3	0	0	0	0	0	0	0	0	0	0	13
07:30	7	7	2	0	0	0	0	0	0	0	0	0	0	16
07:45	5	3	0	0	0	0	0	0	0	0	0	0	0	9
08:00	6	3	0	0	0	0	0	0	0	0	0	0	0	9
08:15	4	1	1	0	0	0	0	0	0	0	0	0	0	6
08:30	3	5	1	0	0	0	0	0	0	0	0	0	0	9
08:45	5	6	2	0	0	0	0	0	0	0	0	0	0	13
09:00	4	0	1	0	0	0	0	0	0	0	0	0	0	5
09:15	4	1	0	0	0	0	0	0	0	0	0	0	0	5
09:30	5	1	0	0	0	0	0	0	0	0	0	0	0	6
09:45	2	1	0	0	0	0	0	0	0	0	0	0	0	3
10:00	3	1	1	0	0	0	0	0	0	0	0	0	0	5
10:15	1	3	0	0	0	0	0	0	0	0	0	0	0	4
10:30	5	2	0	0	0	0	0	0	0	0	0	0	0	7
10:45	1	1	1	0	0	0	0	0	0	0	0	0	0	3
11:00	0	1	0	1	0	0	0	0	0	0	0	0	0	2
11:15	0	2	1	0	0	0	0	0	0	0	0	0	0	3
11:30	3	1	0	0	0	0	0	0	0	0	0	0	0	4
11:45	1	1	0	0	0	0	0	0	0	0	0	0	0	2
12:00 PM	1	4	0	0	0	0	0	0	0	0	0	0	0	5
12:15	2	0	1	0	0	0	0	0	0	0	0	0	0	3
12:30	2	1	0	0	0	0	0	0	0	0	0	0	0	3
12:45	1	3	2	0	0	0	0	0	0	0	0	0	0	6
13:00	0	2	1	0	0	0	0	0	0	0	0	0	0	3
13:15	2	1	0	0	0	0	0	0	0	0	0	0	0	3
13:30	1	4	3	0	0	0	0	0	0	0	0	0	0	8
13:45	4	2	1	0	0	0	0	0	0	0	0	0	0	7
14:00	2	3	1	0	0	0	0	0	0	0	0	0	0	6
14:15	5	3	1	0	0	0	0	0	0	0	0	0	0	9
14:30	4	2	0	0	0	0	0	0	0	0	0	0	0	6
14:45	3	4	1	0	0	0	0	0	0	0	0	0	0	8
15:00	3	4	1	0	0	0	0	0	0	0	0	0	0	8
15:15	2	3	1	0	0	0	0	0	0	0	0	0	0	6
15:30	11	5	2	0	0	0	0	0	0	0	0	0	0	18
15:45	0	2	1	0	0	0	0	0	0	0	0	0	0	3
16:00	5	2	2	0	0	0	0	0	0	0	0	0	0	9
16:15	2	6	1	0	0	0	0	0	0	0	0	0	0	9
16:30	3	5	1	0	0	0	0	0	0	0	0	0	0	9
16:45	3	0	1	0	0	0	0	0	0	0	0	0	0	4
17:00	3	1	3	0	0	0	0	0	0	0	0	0	0	7
17:15	3	5	1	0	0	0	0	0	0	0	0	0	0	9
17:30	6	4	2	0	0	0	0	0	0	0	0	0	0	12
17:45	4	4	3	0	0	0	0	0	0	0	0	0	0	11
18:00	4	8	2	0	0	0	0	0	0	0	0	0	0	14
18:15	3	2	0	0	0	0	0	0	0	0	0	0	0	5
18:30	8	6	0	0	0	0	0	0	0	0	0	0	0	14
18:45	2	3	0	0	0	0	0	0	0	0	0	0	0	5
19:00	1	4	0	0	0	0	0	0	0	0	0	0	0	5
19:15	2	2	1	0	0	0	0	0	0	0	0	0	0	5
19:30	4	3	0	0	0	0	0	0	0	0	0	0	0	7
19:45	2	1	0	0	0	0	0	0	0	0	0	0	0	3
20:00	0	0	0	0	0	0	0	0	0	0	0	0	0	0
20:15	3	4	0	0	0	0	0	0	0	0	0	0	0	7
20:30	3	0	0	0	0	0	0	0	0	0	0	0	0	3
20:45	2	0	0	0	0	0	0	0	0	0	0	0	0	2
21:00	0	3	0	0	0	0	0	0	0	0	0	0	0	3
21:15	3	0	0	0	0	0	0	0	0	0	0	0	0	3
21:30	2	0	0	0	0	0	0	0	0	0	0	0	0	2
21:45	3	0	0	0	0	0	0	0	0	0	0	0	0	3
22:00	1	0	0	0	0	0	0	0	0	0	0	0	0	1
22:15	3	1	1	0	0	0	0	0	0	0	0	0	0	5
22:30	2	0	0	0	0	0	0	0	0	0	0	0	0	2
22:45	0	0	0	0	0	0	0	0	0	0	0	0	0	0
23:00	1	1	0	0	0	0	0	0	0	0	0	0	0	2
23:15	1	0	0	0	0	0	0	0	0	0	0	0	0	1
23:30	0	0	0	0	0	0	0	0	0	0	0	0	0	0
23:45	0	1	0	0	0	0	0	0	0	0	0	0	0	1
Totals	196	161	51	1										409
% of Totals	48%	39%	12%	0%										100%
AM Volumes	74	53	17	1	0	0	0	0	0	0	0	0	0	144
% AM	18%	13%	4%	0%										35%
AM Peak Hour	07:15	07:30	07:45	10:15										07:35
Volume	22	18	21	11										42
PM Volumes	122	109	34	0	0	0	0	0	0	0	0	0	0	265
% PM	30%	27%	8%											65%
PM Peak Hour	16:45	17:15	17:30											17:45
Volume	19	21	91											46
Directional Peak Periods	AM 7-9			NOON 12-2			PM 4-6			Off Peak Volumes				
All Classes	Volume	%	Volume	%	Volume	%	Volume	%	Volume	%				
	82	20%	38	9%	70	17%	219	54%						

Street Name	Direction	Percentiles					ADT
		15th	50th	Average	85th	95th	
SW 57th St	East Bound	9	16	15	19	20	440
SW 57th St	West Bound	8	15	15	20	23	409

**Summary**

Time	< 15	15 - 19	20 - 24	25 - 29	30 - 34	35 - 39	40 - 44	45 - 49	50 - 54	55 - 59	60 - 64	65 - 69	70 +	Total
00:00 AM	0	1	1	0	0	0	0	0	0	0	0	0	0	2
00:15	0	0	0	0	0	0	0	0	0	0	0	0	0	0
00:30	0	0	0	0	0	0	0	0	0	0	0	0	0	0
00:45	0	0	0	0	0	0	0	0	0	0	0	0	0	0
01:00	0	0	0	0	0	0	0	0	0	0	0	0	0	0
01:15	0	1	0	0	0	0	0	0	0	0	0	0	0	1
01:30	0	0	0	0	0	0	0	0	0	0	0	0	0	0
01:45	0	0	0	0	0	0	0	0	0	0	0	0	0	0
02:00	0	0	0	0	0	0	0	0	0	0	0	0	0	0
02:15	0	0	0	0	0	0	0	0	0	0	0	0	0	0
02:30	0	0	0	0	0	0	0	0	0	0	0	0	0	0
02:45	0	0	0	0	0	0	0	0	0	0	0	0	0	0
03:00	0	0	0	0	0	0	0	0	0	0	0	0	0	0
03:15	0	0	0	0	0	0	0	0	0	0	0	0	0	0
03:30	0	0	0	0	0	0	0	0	0	0	0	0	0	0
03:45	0	0	0	0	0	0	0	0	0	0	0	0	0	0
04:00	0	0	0	0	0	0	0	0	0	0	0	0	0	0
04:15	1	1	0	0	0	0	0	0	0	0	0	0	0	2
04:30	0	1	0	0	0	0	0	0	0	0	0	0	0	1
04:45	1	1	0	0	0	0	0	0	0	0	0	0	0	2
05:00	3	0	0	0	0	0	0	0	0	0	0	0	0	3
05:15	0	0	0	0	0	0	0	0	0	0	0	0	0	0
05:30	1	0	0	0	0	0	0	0	0	0	0	0	0	1
05:45	2	0	0	0	0	0	0	0	0	0	0	0	0	2
06:00	1	1	1	0	0	0	0	0	0	0	0	0	0	3
06:15	2	4	0	0	0	0	0	0	0	0	0	0	0	6
06:30	1	2	0	0	0	0	0	0	0	0	0	0	0	3
06:45	1	3	0	0	0	0	0	0	0	0	0	0	0	4
07:00	6	7	1	0	0	0	0	0	0	0	0	0	0	14
07:15	5	13	5	0	0	0	0	0	0	0	0	0	0	23
07:30	13	20	2	0	0	0	0	0	0	0	0	0	0	35
07:45	8	9	2	0	0	0	0	0	0	0	0	0	0	19
08:00	10	9	0	0	0	0	0	0	0	0	0	0	0	19
08:15	6	8	1	0	0	0	0	0	0	0	0	0	0	15
08:30	3	14	2	0	0	0	0	0	0	0	0	0	0	19
08:45	8	15	3	0	0	0	0	0	0	0	0	0	0	26
09:00	8	3	1	0	0	0	0	0	0	0	0	0	0	12
09:15	7	5	0	0	0	0	0	0	0	0	0	0	0	12
09:30	7	7	0	0	0	0	0	0	0	0	0	0	0	14
09:45	4	3	0	0	0	0	0	0	0	0	0	0	0	7
10:00	6	3	1	0	0	0	0	0	0	0	0	0	0	10
10:15	3	9	1	0	0	0	0	0	0	0	0	0	0	13
10:30	6	7	1	0	0	0	0	0	0	0	0	0	0	14
10:45	2	2	1	0	0	0	0	0	0	0	0	0	0	5
11:00	2	2	0	1	0	0	0	0	0	0	0	0	0	5
11:15	0	2	1	0	0	0	0	0	0	0	0	0	0	3
11:30	4	6	1	0	0	0	0	0	0	0	0	0	0	11
11:45	2	5	0	0	0	0	0	0	0	0	0	0	0	7
12:00 PM	2	7	0	0	0	0	0	0	0	0	0	0	0	9
12:15	2	4	1	0	0	0	0	0	0	0	0	0	0	7
12:30	4	4	0	0	0	0	0	0	0	0	0	0	0	8
12:45	3	7	2	0	0	0	0	0	0	0	0	0	0	12
13:00	2	3	2	0	0	0	0	0	0	0	0	0	0	7
13:15	3	3	0	0	0	0	0	0	0	0	0	0	0	6
13:30	2	8	4	0	0	0	0	0	0	0	0	0	0	14
13:45	4	3	2	0	0	0	0	0	0	0	0	0	0	9
14:00	6	6	1	0	0	0	0	0	0	0	0	0	0	13
14:15	9	5	1	0	0	0	0	0	0	0	0	0	0	15
14:30	6	6	0	0	0	0	0	0	0	0	0	0	0	12
14:45	9	14	3	0	0	0	0	0	0	0	0	0	0	26
15:00	7	9	2	0	0	0	0	0	0	0	0	0	0	18
15:15	4	5	2	0	0	0	0	0	0	0	0	0	0	11
15:30	24	16	2	0	0	0	0	0	0	0	0	0	0	42
15:45	1	3	1	0	0	0	0	0	0	0	0	0	0	5
16:00	8	9	3	0	0	0	0	0	0	0	0	0	0	20
16:15	2	10	1	0	0	0	0	0	0	0	0	0	0	13
16:30	5	10	1	0	0	0	0	0	0	0	0	0	0	16
16:45	5	2	1	0	0	0	0	0	0	0	0	0	0	8
17:00	4	4	3	0	0	0	0	0	0	0	0	0	0	11
17:15	5	9	1	0	0	0	0	0	0	0	0	0	0	15
17:30	10	8	2	0	0	0	0	0	0	0	0	0	0	20
17:45	4	9	5	0	0	0	0	0	0	0	0	0	0	18
18:00	8	14	2	0	0	0	0	0	0	0	0	0	0	24
18:15	6	5	0	0	0	0	0	0	0	0	0	0	0	11
18:30	14	8	0	0	0	0	0	0	0	0	0	0	0	22
18:45	6	7	1	0	0	0	0	0	0	0	0	0	0	14
19:00	3	7	0	0	0	0	0	0	0	0	0	0	0	10
19:15	4	5	1	0	0	0	0	0	0	0	0	0	0	10
19:30	11	7	0	0	0	0	0	0	0	0	0	0	0	18
19:45	5	3	1	0	0	0	0	0	0	0	0	0	0	9
20:00	0	1	0	0	0	0	0	0	0	0	0	0	0	1
20:15	5	5	0	0	0	0	0	0	0	0	0	0	0	10
20:30	6	5	0	0	0	0	0	0	0	0	0	0	0	11
20:45	4	2	0	0	0	0	0	0	0	0	0	0	0	6
21:00	1	4	0	0	0	0	0	0	0	0	0	0	0	5
21:15	3	3	0	0	0	0	0	0	0	0	0	0	0	6
21:30	2	4	0	0	0	0	0	0	0	0	0	0	0	6
21:45	4	4	0	0	0	0	0	0	0	0	0	0	0	8
22:00	2	2	0	0	0	0	0	0	0	0	0	0	0	4
22:15	5	2	1	0	0	0	0	0	0	0	0	0	0	8
22:30	3	1	0	0	0	0	0	0	0	0	0	0	0	4
22:45	2	2	0	0	0	0	0	0	0	0	0	0	0	4
23:00	1	2	0	0	0	0	0	0	0	0	0	0	0	3
23:15	2	1	0	0	0	0	0	0	0	0	0	0	0	3
23:30	0	1	0	0	0	0	0	0	0	0	0	0	0	1
23:45	0	1	0	0	0	0	0	0	0	0	0	0	0	1
<b>Totals</b>	<b>351</b>	<b>426</b>	<b>71</b>	<b>1</b>										<b>849</b>
<b>% of Totals</b>	<b>41%</b>	<b>50%</b>	<b>8%</b>	<b>0%</b>										<b>100%</b>

<b>AM Volumes</b>	223	166	25	1	0	0	0	0	0	0	0	0	0	315
<b>% AM</b>	14%	20%	3%	0%										37%
<b>AM Peak Hour</b>	07:30	07:15	07:00	10:15										07:35
<b>Volume</b>	37	51	10	11										91
<b>PM Volumes</b>	228	260	40	0	0	0	0	0	0	0	0	0	0	534
<b>% PM</b>	27%	31%	5%											63%
<b>PM Peak Hour</b>	16:45	16:45	17:00											16:45
<b>Volume</b>	44	44	11											97

<b>Directional Peak Periods</b>				<b>AM 7-9</b>				<b>NOON 12-2</b>				<b>PM 4-6</b>				<b>Off Peak Volumes</b>			
<b>All Classes</b>				Volume	%	Volume	%	Volume	%	Volume	%	Volume	%	Volume	%	Volume	%		
				170	20%	72	8%	121	14%	486	57%								

Street Name	Direction	Percentiles					
		15th	50th	Average	85th	95th	ADT
SW 57th St	Summary	9	16	15	19	22	849

# SPEED

SW 57th St Bet. SW 88th Terrace & SW 88th Ave

Day: Thursday  
Date: 5/18/2023

City: Cooper City  
Project #: FL23\_140259\_031e

## East Bound

Time	< 15	15 - 19	20 - 24	25 - 29	30 - 34	35 - 39	40 - 44	45 - 49	50 - 54	55 - 59	60 - 64	65 - 69	70 +	Total
00:00 AM	0	1	0	0	0	0	0	0	0	0	0	0	0	1
01:00	0	0	0	0	0	0	0	0	0	0	0	0	0	0
02:00	0	0	0	0	0	0	0	0	0	0	0	0	0	0
03:00	0	0	0	0	0	0	0	0	0	0	0	0	0	0
04:00	1	3	0	0	0	0	0	0	0	0	0	0	0	4
05:00	3	0	0	0	0	0	0	0	0	0	0	0	0	3
06:00	2	9	0	0	0	0	0	0	0	0	0	0	0	11
07:00	12	31	3	0	0	0	0	0	0	0	0	0	0	46
08:00	9	31	2	0	0	0	0	0	0	0	0	0	0	42
09:00	11	15	0	0	0	0	0	0	0	0	0	0	0	26
10:00	7	14	2	0	0	0	0	0	0	0	0	0	0	23
11:00	4	10	1	0	0	0	0	0	0	0	0	0	0	15
12:00 PM	5	14	0	0	0	0	0	0	0	0	0	0	0	19
13:00	4	8	3	0	0	0	0	0	0	0	0	0	0	15
14:00	16	19	2	0	0	0	0	0	0	0	0	0	0	37
15:00	20	19	2	0	0	0	0	0	0	0	0	0	0	41
16:00	7	18	1	0	0	0	0	0	0	0	0	0	0	26
17:00	7	16	2	0	0	0	0	0	0	0	0	0	0	25
18:00	17	15	1	0	0	0	0	0	0	0	0	0	0	33
19:00	14	12	1	0	0	0	0	0	0	0	0	0	0	27
20:00	7	9	0	0	0	0	0	0	0	0	0	0	0	16
21:00	2	12	0	0	0	0	0	0	0	0	0	0	0	14
22:00	6	6	0	0	0	0	0	0	0	0	0	0	0	12
23:00	1	3	0	0	0	0	0	0	0	0	0	0	0	4
<b>Totals</b>	<b>155</b>	<b>265</b>	<b>20</b>											<b>440</b>
<b>% of Totals</b>	<b>35%</b>	<b>60%</b>	<b>5%</b>											<b>100%</b>

<b>AM Volumes</b>	49	114	8	0	0	0	0	0	0	0	0	0	0	171
<b>% AM</b>	11%	26%	2%											39%
<b>AM Peak Hour</b>	07:00	07:00	07:00											07:00
<b>Volume</b>	12	31	3											46
<b>PM Volumes</b>	106	151	12	0	0	0	0	0	0	0	0	0	0	269
<b>% PM</b>	24%	34%	3%											61%
<b>PM Peak Hour</b>	15:00	14:00	13:00											15:00
<b>Volume</b>	20	19	3											41

Directional Peak Periods All Speeds	AM 7-9		NOON 12-2		PM 4-6		Off Peak Volumes	
	Volume	%	Volume	%	Volume	%	Volume	%
	88	↔ 20%	34	↔ 8%	51	↔ 12%	267	↔ 61%

Street Name	Direction	Percentiles					ADT
		15th	50th	Average	85th	95th	
SW 57th St	East Bound	9	16	15	19	20	440
SW 57th St	West Bound	8	15	15	20	23	409



# SPEED

SW 57th St Bet. SW 88th Terrace & SW 88th Ave

Day: Thursday  
Date: 5/18/2023

City: Cooper City  
Project #: FL23\_140259\_031w

## West Bound

Time	< 15	15 - 19	20 - 24	25 - 29	30 - 34	35 - 39	40 - 44	45 - 49	50 - 54	55 - 59	60 - 64	65 - 69	70 +	Total
00:00 AM	0	0	1	0	0	0	0	0	0	0	0	0	0	1
01:00	0	1	0	0	0	0	0	0	0	0	0	0	0	1
02:00	0	0	0	0	0	0	0	0	0	0	0	0	0	0
03:00	0	0	0	0	0	0	0	0	0	0	0	0	0	0
04:00	1	0	0	0	0	0	0	0	0	0	0	0	0	1
05:00	3	0	0	0	0	0	0	0	0	0	0	0	0	3
06:00	3	3	1	0	0	0	0	0	0	0	0	0	0	7
07:00	20	18	7	0	0	0	0	0	0	0	0	0	0	45
08:00	18	15	4	0	0	0	0	0	0	0	0	0	0	37
09:00	15	3	1	0	0	0	0	0	0	0	0	0	0	19
10:00	10	7	2	0	0	0	0	0	0	0	0	0	0	19
11:00	4	5	1	1	0	0	0	0	0	0	0	0	0	11
12:00 PM	6	8	3	0	0	0	0	0	0	0	0	0	0	17
13:00	7	9	5	0	0	0	0	0	0	0	0	0	0	21
14:00	14	12	3	0	0	0	0	0	0	0	0	0	0	29
15:00	16	14	5	0	0	0	0	0	0	0	0	0	0	35
16:00	13	13	5	0	0	0	0	0	0	0	0	0	0	31
17:00	16	14	9	0	0	0	0	0	0	0	0	0	0	39
18:00	17	19	2	0	0	0	0	0	0	0	0	0	0	38
19:00	9	10	1	0	0	0	0	0	0	0	0	0	0	20
20:00	8	4	0	0	0	0	0	0	0	0	0	0	0	12
21:00	8	3	0	0	0	0	0	0	0	0	0	0	0	11
22:00	6	1	1	0	0	0	0	0	0	0	0	0	0	8
23:00	2	2	0	0	0	0	0	0	0	0	0	0	0	4
<b>Totals</b>	<b>196</b>	<b>161</b>	<b>51</b>	<b>1</b>										<b>409</b>
<b>% of Totals</b>	<b>48%</b>	<b>39%</b>	<b>12%</b>	<b>0%</b>										<b>100%</b>

<b>AM Volumes</b>	74	52	17	1	0	0	0	0	0	0	0	0	0	144
<b>% AM</b>	18%	13%	4%	0%										35%
<b>AM Peak Hour</b>	07:00	07:00	07:00	11:00										07:00
<b>Volume</b>	20	18	7	1										45
<b>PM Volumes</b>	122	109	34	0	0	0	0	0	0	0	0	0	0	265
<b>% PM</b>	30%	27%	8%											65%
<b>PM Peak Hour</b>	18:00	18:00	17:00											17:00
<b>Volume</b>	17	19	9											39

Directional Peak Periods All Speeds	AM 7-9		NOON 12-2		PM 4-6		Off Peak Volumes	
	Volume	%	Volume	%	Volume	%	Volume	%
	82	↔ 20%	38	↔ 9%	70	↔ 17%	219	↔ 54%

Street Name	Direction	Percentiles					ADT
		15th	50th	Average	85th	95th	
SW 57th St	East Bound	9	16	15	19	20	440
SW 57th St	West Bound	8	15	15	20	23	409

# SPEED

SW 57th St Bet. SW 88th Terrace & SW 88th Ave

Day: Thursday  
Date: 5/18/2023

City: Cooper City  
Project #: FL23\_140259\_031

## Summary

Time	< 15	15 - 19	20 - 24	25 - 29	30 - 34	35 - 39	40 - 44	45 - 49	50 - 54	55 - 59	60 - 64	65 - 69	70 +	Total
00:00 AM	0	1	1	0	0	0	0	0	0	0	0	0	0	2
01:00	0	1	0	0	0	0	0	0	0	0	0	0	0	1
02:00	0	0	0	0	0	0	0	0	0	0	0	0	0	0
03:00	0	0	0	0	0	0	0	0	0	0	0	0	0	0
04:00	2	3	0	0	0	0	0	0	0	0	0	0	0	5
05:00	6	0	0	0	0	0	0	0	0	0	0	0	0	6
06:00	5	12	1	0	0	0	0	0	0	0	0	0	0	18
07:00	32	49	10	0	0	0	0	0	0	0	0	0	0	91
08:00	27	46	6	0	0	0	0	0	0	0	0	0	0	79
09:00	26	18	1	0	0	0	0	0	0	0	0	0	0	45
10:00	17	21	4	0	0	0	0	0	0	0	0	0	0	42
11:00	8	15	2	1	0	0	0	0	0	0	0	0	0	26
12:00 PM	11	22	3	0	0	0	0	0	0	0	0	0	0	36
13:00	11	17	8	0	0	0	0	0	0	0	0	0	0	36
14:00	30	31	5	0	0	0	0	0	0	0	0	0	0	66
15:00	36	33	7	0	0	0	0	0	0	0	0	0	0	76
16:00	20	31	6	0	0	0	0	0	0	0	0	0	0	57
17:00	23	30	11	0	0	0	0	0	0	0	0	0	0	64
18:00	34	34	3	0	0	0	0	0	0	0	0	0	0	71
19:00	23	22	2	0	0	0	0	0	0	0	0	0	0	47
20:00	15	13	0	0	0	0	0	0	0	0	0	0	0	28
21:00	10	15	0	0	0	0	0	0	0	0	0	0	0	25
22:00	12	7	1	0	0	0	0	0	0	0	0	0	0	20
23:00	3	5	0	0	0	0	0	0	0	0	0	0	0	8
<b>Totals</b>	<b>351</b>	<b>426</b>	<b>71</b>	<b>1</b>										<b>849</b>
<b>% of Totals</b>	<b>41%</b>	<b>50%</b>	<b>8%</b>	<b>0%</b>										<b>100%</b>

<b>AM Volumes</b>	123	166	25	1	0	0	0	0	0	0	0	0	0	315
<b>% AM</b>	14%	20%	3%	0%										37%
<b>AM Peak Hour</b>	07:00	07:00	07:00	11:00										07:00
<b>Volume</b>	32	49	10	1										91
<b>PM Volumes</b>	228	260	46	0	0	0	0	0	0	0	0	0	0	534
<b>% PM</b>	27%	31%	5%											63%
<b>PM Peak Hour</b>	15:00	18:00	17:00											15:00
<b>Volume</b>	36	34	11											76

Directional Peak Periods All Speeds	AM 7-9		NOON 12-2		PM 4-6		Off Peak Volumes	
	Volume	%	Volume	%	Volume	%	Volume	%
	170	↔ 20%	72	↔ 8%	121	↔ 14%	486	↔ 57%

Street Name	Direction	Percentiles					ADT
		15th	50th	Average	85th	95th	
SW 57th St	Summary	9	16	15	19	22	849

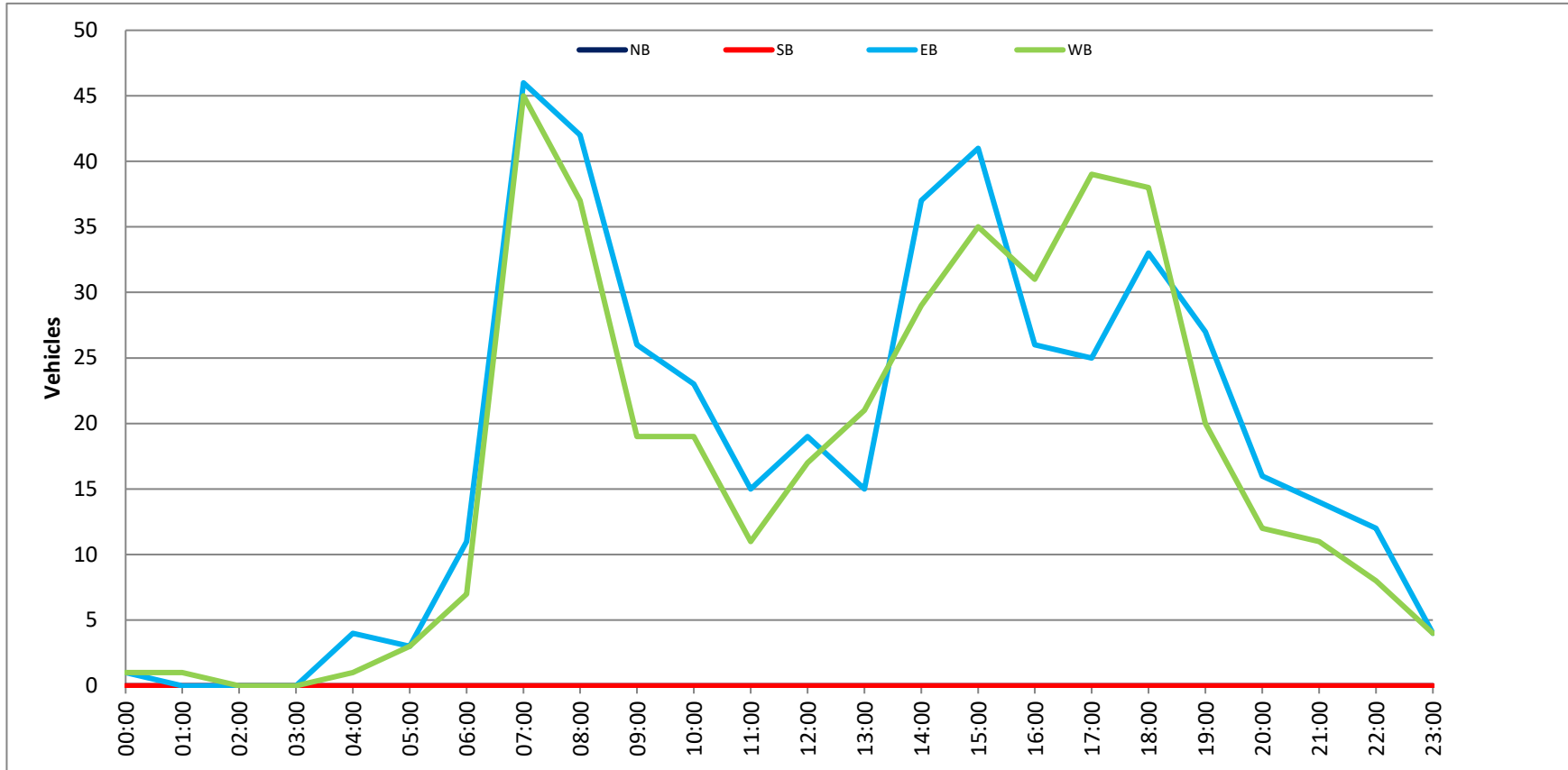
### VOLUME

SW 57th St Bet. SW 88th Terrace & SW 88th Ave

Day: Thursday  
Date: 5/18/2023

City: Cooper City  
Project #: FL23\_140259\_031

DAILY TOTALS										NB		SB		TOTAL		EB		WB		TOTAL			
										0		0				440		409		849			
AM Period	NB	SB	EB	WB	TOTAL	PMI Period	NB	SB	EB	WB	TOTAL	SPLIT %	EB	WB	TOTAL	SPLIT %	EB	WB	TOTAL	SPLIT %	EB	WB	TOTAL
00:00	0	0	1	1	2	12:00	0	0	4	5	9		0	0	0	50.4%	4	2	6	49.6%	0	0	0
00:15	0	0	0	0	0	12:15	0	0	4	3	7		0	0	0		4	3	7		0	0	0
00:30	0	0	0	0	0	12:30	0	0	5	3	8		0	0	0		5	3	8		0	0	0
00:45	0	0	0	1	1	12:45	0	0	6	6	12		0	0	0		6	6	12		0	0	0
01:00	0	0	0	0	0	13:00	0	0	4	3	7		0	0	0		4	3	7		0	0	0
01:15	0	0	0	1	1	13:15	0	0	3	3	6		0	0	0		3	3	6		0	0	0
01:30	0	0	0	0	0	13:30	0	0	6	8	14		0	0	0		6	8	14		0	0	0
01:45	0	0	0	0	1	13:45	0	0	2	2	4		0	0	0		2	2	4		0	0	0
02:00	0	0	0	0	0	14:00	0	0	7	6	13		0	0	0		7	6	13		0	0	0
02:15	0	0	0	0	0	14:15	0	0	6	9	15		0	0	0		6	9	15		0	0	0
02:30	0	0	0	0	0	14:30	0	0	6	6	12		0	0	0		6	6	12		0	0	0
02:45	0	0	0	0	0	14:45	0	0	18	37	55		0	0	0		18	37	55		0	0	0
03:00	0	0	0	0	0	15:00	0	0	10	8	18		0	0	0		10	8	18		0	0	0
03:15	0	0	0	0	0	15:15	0	0	5	6	11		0	0	0		5	6	11		0	0	0
03:30	0	0	0	0	0	15:30	0	0	24	18	42		0	0	0		24	18	42		0	0	0
03:45	0	0	0	0	0	15:45	0	0	2	4	6		0	0	0		2	4	6		0	0	0
04:00	0	0	0	0	0	16:00	0	0	11	9	20		0	0	0		11	9	20		0	0	0
04:15	0	0	1	1	2	16:15	0	0	4	4	8		0	0	0		4	4	8		0	0	0
04:30	0	0	1	0	1	16:30	0	0	7	9	16		0	0	0		7	9	16		0	0	0
04:45	0	0	2	0	2	16:45	0	0	4	4	8		0	0	0		4	4	8		0	0	0
05:00	0	0	1	2	3	17:00	0	0	4	7	11		0	0	0		4	7	11		0	0	0
05:15	0	0	0	0	0	17:15	0	0	6	6	12		0	0	0		6	6	12		0	0	0
05:30	0	0	1	0	1	17:30	0	0	8	8	16		0	0	0		8	8	16		0	0	0
05:45	0	0	1	1	2	17:45	0	0	7	7	14		0	0	0		7	7	14		0	0	0
06:00	0	0	1	2	3	18:00	0	0	10	14	24		0	0	0		10	14	24		0	0	0
06:15	0	0	2	4	6	18:15	0	0	6	5	11		0	0	0		6	5	11		0	0	0
06:30	0	0	3	0	3	18:30	0	0	8	14	22		0	0	0		8	14	22		0	0	0
06:45	0	0	5	1	6	18:45	0	0	9	33	42		0	0	0		9	33	42		0	0	0
07:00	0	0	7	7	14	19:00	0	0	5	5	10		0	0	0		5	5	10		0	0	0
07:15	0	0	10	13	23	19:15	0	0	5	5	10		0	0	0		5	5	10		0	0	0
07:30	0	0	16	16	35	19:30	0	0	11	7	18		0	0	0		11	7	18		0	0	0
07:45	0	0	10	9	19	19:45	0	0	6	27	33		0	0	0		6	27	33		0	0	0
08:00	0	0	10	9	19	20:00	0	0	1	0	1		0	0	0		1	0	1		0	0	0
08:15	0	0	9	6	15	20:15	0	0	3	3	6		0	0	0		3	3	6		0	0	0
08:30	0	0	10	9	19	20:30	0	0	8	8	16		0	0	0		8	8	16		0	0	0
08:45	0	0	13	13	26	20:45	0	0	4	4	8		0	0	0		4	4	8		0	0	0
09:00	0	0	7	5	12	21:00	0	0	2	2	4		0	0	0		2	2	4		0	0	0
09:15	0	0	7	5	12	21:15	0	0	3	3	6		0	0	0		3	3	6		0	0	0
09:30	0	0	8	6	14	21:30	0	0	4	4	8		0	0	0		4	4	8		0	0	0
09:45	0	0	4	3	7	21:45	0	0	5	14	19		0	0	0		5	14	19		0	0	0
10:00	0	0	5	5	10	22:00	0	0	3	1	4		0	0	0		3	1	4		0	0	0
10:15	0	0	9	4	13	22:15	0	0	3	5	8		0	0	0		3	5	8		0	0	0
10:30	0	0	7	7	14	22:30	0	0	2	2	4		0	0	0		2	2	4		0	0	0
10:45	0	0	2	3	5	22:45	0	0	4	4	8		0	0	0		4	4	8		0	0	0
11:00	0	0	3	2	5	23:00	0	0	1	2	3		0	0	0		1	2	3		0	0	0
11:15	0	0	0	3	3	23:15	0	0	2	1	3		0	0	0		2	1	3		0	0	0
11:30	0	0	7	4	11	23:30	0	0	1	0	1		0	0	0		1	0	1		0	0	0
11:45	0	0	5	2	7	23:45	0	0	0	4	4		0	0	0		0	4	4		0	0	0
TOTALS			171	144	315	TOTALS			269	265	534												
SPLIT %			54.3%	45.7%	37.1%	SPLIT %			50.4%	49.6%	62.9%												
<b>DAILY TOTALS</b>										<b>NB</b>		<b>SB</b>		<b>TOTAL</b>		<b>EB</b>		<b>WB</b>		<b>TOTAL</b>			
										<b>0</b>		<b>0</b>		<b>0</b>		<b>440</b>		<b>409</b>		<b>849</b>			
AM Peak Hour										07:15	07:15	07:15	07:15	14:45	17:15	14:45	17:15	14:45	17:15	14:45	17:15		
AM Pk Volume										49	47	96	0.645	57	46	57	0.594	0.821	0.821	0.577			
PK Hr Factor										0.645	0.734	0.686		0.594	0.821	0.821		0.821	0.821	0.577			
7 - 9 Volume										0	0	170	0.645	82	82	170	0.645	0.734	0.686	121			
7 - 9 Peak Hour										07:15	07:15	07:15	07:15	16:00	17:00	16:00	17:00	16:00	17:00	17:00			
7 - 9 Pk Volume										0	0	96	0.645	49	47	96	0.645	0.734	0.686	64			
PK Hr Factor										0.645	0.734	0.686		0.594	0.821	0.821		0.821	0.821	0.577			



**North Bound**

Time	< 15	15 - 19	20 - 24	25 - 29	30 - 34	35 - 39	40 - 44	45 - 49	50 - 54	55 - 59	60 - 64	65 - 69	70 +	Total
00:00 AM	0	0	0	0	0	0	0	0	0	0	0	0	0	0
00:15	0	0	0	0	0	0	0	0	0	0	0	0	0	0
00:30	0	0	0	0	0	0	0	0	0	0	0	0	0	0
00:45	0	0	0	0	0	0	0	0	0	0	0	0	0	0
01:00	0	0	0	0	0	0	0	0	0	0	0	0	0	0
01:15	0	0	0	0	0	0	0	0	0	0	0	0	0	0
01:30	0	0	0	0	0	0	0	0	0	0	0	0	0	0
01:45	0	0	0	0	0	0	0	0	0	0	0	0	0	0
02:00	0	0	0	0	0	0	0	0	0	0	0	0	0	0
02:15	0	0	0	0	0	0	0	0	0	0	0	0	0	0
02:30	0	0	0	0	0	0	0	0	0	0	0	0	0	0
02:45	0	0	0	0	0	0	0	0	0	0	0	0	0	0
03:00	0	0	0	0	0	0	0	0	0	0	0	0	0	0
03:15	0	0	0	0	0	0	0	0	0	0	0	0	0	0
03:30	0	0	1	0	0	0	0	0	0	0	0	0	0	1
03:45	0	0	0	0	0	0	0	0	0	0	0	0	0	0
04:00	0	0	0	0	0	0	0	0	0	0	0	0	0	0
04:15	0	0	0	0	0	0	0	0	0	0	0	0	0	0
04:30	0	0	0	0	0	0	0	0	0	0	0	0	0	0
04:45	0	0	0	0	0	0	0	0	0	0	0	0	0	0
05:00	0	0	0	0	0	0	0	0	0	0	0	0	0	0
05:15	0	0	0	0	0	0	0	0	0	0	0	0	0	0
05:30	0	0	0	0	0	0	0	0	0	0	0	0	0	0
05:45	0	0	0	0	0	0	0	0	0	0	0	0	0	0
06:00	0	0	0	0	0	0	0	0	0	0	0	0	0	0
06:15	1	0	0	0	0	0	0	0	0	0	0	0	0	1
06:30	0	0	0	0	0	0	0	0	0	0	0	0	0	0
06:45	0	0	1	0	0	0	0	0	0	0	0	0	0	1
07:00	0	0	0	2	0	0	0	0	0	0	0	0	0	2
07:15	0	0	2	1	1	0	0	0	0	0	0	0	0	4
07:30	1	1	4	1	1	0	0	0	0	0	0	0	0	8
07:45	1	0	0	0	0	0	0	0	0	0	0	0	0	1
08:00	0	0	0	0	0	0	0	0	0	0	0	0	0	0
08:15	1	3	2	2	1	0	0	0	0	0	0	0	0	9
08:30	0	0	2	3	0	0	0	0	0	0	0	0	0	5
08:45	0	1	0	2	3	0	0	0	0	0	0	0	0	6
09:00	0	0	0	1	0	0	0	0	0	0	0	0	0	1
09:15	1	0	1	0	0	0	0	0	0	0	0	0	0	2
09:30	0	0	1	0	0	0	0	0	0	0	0	0	0	1
09:45	0	0	2	1	0	0	0	0	0	0	0	0	0	3
10:00	0	0	0	0	1	0	0	0	0	0	0	0	0	1
10:15	0	3	1	2	0	0	0	0	0	0	0	0	0	6
10:30	0	0	0	0	0	0	0	0	0	0	0	0	0	0
10:45	1	1	2	3	1	0	0	0	0	0	0	0	0	8
11:00	1	0	0	1	0	0	0	0	0	0	0	0	0	2
11:15	0	0	1	1	0	0	0	0	0	0	0	0	0	2
11:30	0	0	2	2	1	0	0	0	0	0	0	0	0	5
11:45	0	0	1	0	1	0	0	0	0	0	0	0	0	2
12:00 PM	0	0	2	0	1	0	0	0	0	0	0	0	0	3
12:15	0	0	0	0	1	0	0	0	0	0	0	0	0	1
12:30	0	1	0	2	0	1	0	0	0	0	0	0	0	4
12:45	0	0	0	1	3	0	0	0	0	0	0	0	0	4
13:00	0	2	1	2	0	0	0	0	0	0	0	0	0	5
13:15	1	0	2	1	0	0	0	0	0	0	0	0	0	4
13:30	0	1	6	0	0	0	0	0	0	0	0	0	0	7
13:45	2	0	1	0	2	0	0	0	0	0	0	0	0	5
14:00	0	0	0	0	1	0	0	0	0	0	0	0	0	1
14:15	0	0	0	0	0	0	0	0	0	0	0	0	0	0
14:30	0	0	1	0	1	0	0	0	0	0	0	0	0	2
14:45	1	1	2	6	0	0	0	0	0	0	0	0	0	10
15:00	1	0	1	0	1	0	0	0	0	0	0	0	0	3
15:15	0	1	2	3	1	0	0	0	0	0	0	0	0	7
15:30	1	2	3	8	2	0	0	0	0	0	0	0	0	16
15:45	1	2	0	1	1	0	0	0	0	0	0	0	0	5
16:00	0	0	2	1	1	0	0	0	0	0	0	0	0	4
16:15	0	1	0	0	1	0	0	0	0	0	0	0	0	3
16:30	0	0	2	3	4	0	0	0	0	0	0	0	0	9
16:45	0	0	3	4	0	0	0	0	0	0	0	0	0	7
17:00	0	0	1	0	1	1	0	0	0	0	0	0	0	3
17:15	0	1	1	0	0	0	0	0	0	0	0	0	0	2
17:30	1	2	3	1	1	0	0	0	0	0	0	0	0	8
17:45	1	0	0	0	0	0	0	0	0	0	0	0	0	1
18:00	1	2	1	3	0	0	0	0	0	0	0	0	0	7
18:15	0	0	0	2	0	0	0	0	0	0	0	0	0	2
18:30	4	0	0	2	0	0	0	0	0	0	0	0	0	6
18:45	1	0	0	1	2	0	0	0	0	0	0	0	0	4
19:00	0	0	0	6	6	0	0	0	0	0	0	0	0	12
19:15	0	0	0	2	1	0	0	0	0	0	0	0	0	3
19:30	0	0	2	0	1	0	0	0	0	0	0	0	0	3
19:45	0	0	1	1	0	0	0	0	0	0	0	0	0	2
20:00	0	1	0	0	0	0	0	0	0	0	0	0	0	1
20:15	2	1	0	0	0	0	0	0	0	0	0	0	0	3
20:30	0	0	0	2	1	0	0	0	0	0	0	0	0	3
20:45	0	1	2	1	0	0	0	0	0	0	0	0	0	4
21:00	0	0	0	0	0	0	0	0	0	0	0	0	0	0
21:15	1	0	0	1	0	0	0	0	0	0	0	0	0	2
21:30	0	0	1	0	1	0	0	0	0	0	0	0	0	2
21:45	0	2	1	1	0	0	0	0	0	0	0	0	0	4
22:00	0	0	1	1	0	0	0	0	0	0	0	0	0	2
22:15	1	0	1	1	0	0	0	0	0	0	0	0	0	3
22:30	0	0	0	0	0	0	0	0	0	0	0	0	0	0
22:45	0	0	0	2	1	0	0	0	0	0	0	0	0	3
23:00	0	0	0	0	0	0	0	0	0	0	0	0	0	0
23:15	0	0	0	0	1	0	0	0	0	0	0	0	0	1
23:30	0	0	0	0	0	0	0	0	0	0	0	0	0	0
23:45	0	0	0	0	0	0	0	0	0	0	0	0	0	0
<b>Totals</b>	<b>26</b>	<b>30</b>	<b>68</b>	<b>83</b>	<b>38</b>	<b>3</b>								<b>248</b>
<b>% of Totals</b>	<b>10%</b>	<b>12%</b>	<b>27%</b>	<b>33%</b>	<b>15%</b>	<b>1%</b>								<b>100%</b>

AM Peak Hour	PM Peak Hour	NOON 12-2	PM 4-6	Off Peak Volumes
7-9	17-19	11-13	4-6	10-16
Volume	33	33	37	143
%	14%	13%	15%	58%

Street Name	Direction	15th	50th	Average	85th	95th	ADT
SW 88th Ave	North Bound	17	25	24	31	34	248
SW 88th Ave	South Bound	19	25	24	30	33	289

**South Bound**

Time	< 15	15 - 19	20 - 24	25 - 29	30 - 34	35 - 39	40 - 44	45 - 49	50 - 54	55 - 59	60 - 64	65 - 69	70 +	Total
00:00 AM	0	0	0	0	0	0	0	0	0	0	0	0	0	0
00:15	0	0	0	0	0	0	0	0	0	0	0	0	0	0
00:30	0	0	0	0	0	0	0	0	0	0	0	0	0	0
00:45	0	0	0	0	0	0	0	0	0	0	0	0	0	0
01:00	0	0	0	0	0	0	0	0	0	0	0	0	0	0
01:15	0	0	0	0	0	0	0	0	0	0	0	0	0	0
01:30	0	0	0	0	0	0	0	0	0	0	0	0	0	0
01:45	0	0	0	0	0	0	0	0	0	0	0	0	0	0
02:00	0	0	0	0	0	0	0	0	0	0	0	0	0	0
02:15	0	0	0	0	0	0	0	0	0	0	0	0	0	0
02:30	0	1	0	0	0	0	0	0	0	0	0	0	0	1
02:45	0	0	1	0	0	0	0	0	0	0	0	0	0	1
03:00	0	0	0	0	0	0	0	0	0	0	0	0	0	0
03:15	0	0	0	0	0	0	0	0	0	0	0	0	0	0
03:30	0	0	0	0	0	0	0	0	0	0	0	0	0	0
03:45	0	0	0	0	0	0	0	0	0	0	0	0	0	0
04:00	0	0	0	0	0	0	0	0	0	0	0	0	0	0
04:15	0	0	0	0	0	0	0	0	0	0	0	0	0	0
04:30	0	0	0	0	0	0	0	0	0	0	0	0	0	0
04:45	0	0	1	0	0	0	0	0	0	0	0	0	0	1
05:00	0	1	0	0	0	0	0	0	0	0	0	0	0	1
05:15	0	0	0	0	0	0	0	0	0	0	0	0	0	0
05:30	0	0	0	0	0	0	0	0	0	0	0	0	0	0
05:45	2	0	0	1	0	0	0	0	0	0	0	0	0	3
06:00	0	1	1	0	0	0	0	0	0	0	0	0	0	2
06:15	0	0	0	1	0	0	0	0	0	0	0	0	0	1
06:30	0	0	1	0	0	0	0	0	0	0	0	0	0	1
06:45	0	0	1	0	0	0	0	0	0	0	0	0	0	1
07:00	0	0	0	0	1	0	0	0	0	0	0	0	0	1
07:15	0	0	3	3	2	0	0	0	0	0	0	0	0	8
07:30	1	0	3	4	1	0	0	0	0	0	0	0	0	9
07:45	0	1	2	3	0	0	0	0	0	0	0	0	0	6
08:00	0	1	1	1	0	0	0	0	0	0	0	0	0	3
08:15	1	0	2	3	1	0	0	0	0	0	0	0	0	7
08:30	0	1	5	1	1	0	0	0	0	0	0	0	0	8
08:45	0	0	2	3	3	0	0	0	0	0	0	0	0	8
09:00	0	0	2	3	0	0	0	0	0	0	0	0	0	5
09:15	0	0	0	2	0	0	0	0	0	0	0	0	0	2
09:30	1	0	0	0	0	0	0	0	0	0	0	0	0	1
09:45	0	0	0	2	0	0	0	0	0	0	0	0	0	2
10:00	0	0	3	1	1	0	0	0	0	0	0	0	0	5
10:15	0	0	0	1	0	0	0	0	0	0	0	0	0	1
10:30	0	1	2	1	0	0	0	0	0	0	0	0	0	4
10:45	0	2	3	1	0	0	0	0	0	0	0	0	0	6
11:00	0	0	0	1	1	0	0	0	0	0	0	0	0	2
11:15	0	0	0	1	2	0	0	0	0	0	0	0	0	3
11:30	0	0	0	5	0	0	0	0	0	0	0	0	0	5
11:45	0	1	0	2	1	1	0	0	0	0	0	0	0	5
12:00 PM	1	0	1	1	1	0	0	0	0	0	0	0	0	4
12:15	0	0	3	0	1	0	0	0	0	0	0	0	0	4
12:30	0	1	1	1	0	0	0	0	0	0	0	0	0	3
12:45	0	1	2	0	0	0	0	0	0	0	0	0	0	3
13:00	0	0	0	1	2	1	0	0	0	0	0	0	0	4
13:15	0	0	0	1	0	0	0	0	0	0	0	0	0	1
13:30	0	3	0	1	0	0	0	0	0	0	0	0	0	4
13:45	0	3	2	1	0	0	0	0	0	0	0	0	0	6
14:00	1	2	2	1	1	0	0	0	0	0	0	0	0	7
14:15	0	2	2	2	0	0	0	0	0	0	0	0	0	6
14:30	1	0	1	4	0	0	0	0	0	0	0	0	0	6
14:45	0	0	2	1	0	0	0	0	0	0	0	0	0	3
15:00	0	0	0	4	3	0	0	0	0	0	0	0	0	7
15:15	0	0	0	1	0	0	0	0	0	0	0	0	0	1
15:30	3	4	6	7	1	0	0	0	0	0	0	0	0	21
15:45	0	1	1	2	1	0	0	0	0	0	0	0	0	5
16:00	0	0	3	5	2	0	0	0	0	0	0	0	0	10
16:15	1	0	0	5	3	0	0	0	0	0	0	0	0	9
16:30	0	0	2	1	0	1	0	0	0	0	0	0	0	4
16:45	0	0	1	1	0	0	0	0	0	0	0	0	0	2
17:00	0	0	0	2	0	0	0	0	0	0	0	0	0	2
17:15	0	1	2	4	0	1	0	0	0	0	0	0	0	8
17:30	1	1	1	1	1	0	0	0	0	0	0	0	0	5
17:45	0	1	1	0	1	0	0	0	0	0	0	0	0	3
18:00	0	2	2	1	0	0	0	0	0	0	0	0	0	5
18:15	0	0	3	0	0	0	0	0	0	0	0	0	0	3
18:30	0	1	1	3	0	0	0	0	0	0	0	0	0	5
18:45	1	0	4	0	0	0	0	0	0	0	0	0	0	5
19:00	0	0	3	3	1	0	0	0	0	0	0	0	0	4
19:15	0	1	1	2	0	0	0	0	0	0	0	0	0	4
19:30	0	1	1	0	0	0	0	0	0	0	0	0	0	2
19:45	0	1	1	4	0	0	0	0	0	0	0	0	0	6
20:00	1	0	2	1	0	0	0	0	0	0	0	0	0	4
20:15	0	0	0	1	1	0	0	0	0	0	0	0	0	2
20:30	0	0	3	3	0	0	0	0	0	0	0	0	0	3
20:45	0	0	1	0	0	0	0	0	0	0	0	0	0	1
21:00	1	0	2	2	0	0	0	0	0	0	0	0	0	5
21:15	0	0	0	0	1	0	0	0	0	0	0	0	0	1
21:30	0	1	0	0	0	0	0	0	0	0	0	0	0	1
21:45	0	0	0	0	0	0	0	0	0	0	0	0	0	0
22:00	0	0	0	1	0	0	0	0	0	0	0	0	0	1
22:15	0	0	0	0	0	0	0	0	0	0	0	0	0	0
22:30	0	0	0	0	0	0	0	0	0	0	0	0	0	0
22:45	0	0	0	0	1	0	0	0	0	0	0	0	0	1
23:00	0	1	0	1	0	0	0	0	0	0	0	0	0	2
23:15	0	1	0	0	0	0	0	0	0	0	0	0	0	1
23:30	0	0	0	0	0	0	0	0	0	0	0	0	0	0
23:45	0	0	0	0	0	0	0	0	0	0	0	0	0	0
<b>Totals</b>	<b>16</b>	<b>38</b>	<b>96</b>	<b>102</b>	<b>32</b>	<b>4</b>								<b>289</b>
<b>% of Totals</b>	<b>6%</b>	<b>13%</b>	<b>33%</b>	<b>35%</b>	<b>11%</b>	<b>1%</b>								<b>100%</b>

<b>AM Volumes</b>	5	19	33	40	14	1	0	0	0	0	0	0	0	103
<b>% AM</b>	2%	3%	11%	14%	5%	0%								36%
<b>AM Peak Hour</b>	05:00	07:45	08:15	07:15	08:00	11:00								08:35
<b>Volume</b>	2	3	11	11	5	1								23
<b>PM Volumes</b>	11	29	63	62	19	3	0	0	0	0	0	0	0	180
<b>% PM</b>	4%	10%	22%	21%	6%	1%								64%
<b>PM Peak Hour</b>	15:30	13:30	15:30	15:30	15:00	16:30								15:30
<b>Volume</b>	4	10	15	17	5	2								45
<b>Directional Peak Periods</b>	<b>AM 7-9</b>			<b>NOON 12-2</b>			<b>PM 4-6</b>			<b>Off Peak Volumes</b>				
<b>All Classes</b>	Volume	%	Volume	%	Volume	%	Volume	%	Volume	%	Volume	%		
	50	17%	29	10%	43	15%	167	58%						

Street Name	Direction	15th	50th	Average	85th	95th	ADT
SW 88th Ave	North Bound	17	25	24	31	34	248
SW 88th Ave	South Bound	19	25	24	30	33	289

**Summary**

Time	< 15	15 - 19	20 - 24	25 - 29	30 - 34	35 - 39	40 - 44	45 - 49	50 - 54	55 - 59	60 - 64	65 - 69	70 +	Total
00:00 AM	0	0	0	0	0	0	0	0	0	0	0	0	0	0
00:15	0	0	0	0	0	0	0	0	0	0	0	0	0	0
00:30	0	0	0	0	0	0	0	0	0	0	0	0	0	0
00:45	0	0	0	0	0	0	0	0	0	0	0	0	0	0
01:00	0	0	0	0	0	0	0	0	0	0	0	0	0	0
01:15	0	0	0	0	0	0	0	0	0	0	0	0	0	0
01:30	0	0	0	0	0	0	0	0	0	0	0	0	0	0
01:45	0	0	0	0	0	0	0	0	0	0	0	0	0	0
02:00	0	0	0	0	0	0	0	0	0	0	0	0	0	0
02:15	0	0	0	0	0	0	0	0	0	0	0	0	0	0
02:30	0	1	1	0	0	0	0	0	0	0	0	0	0	2
02:45	0	0	1	0	0	0	0	0	0	0	0	0	0	1
03:00	0	0	0	0	0	0	0	0	0	0	0	0	0	0
03:15	0	0	0	0	0	0	0	0	0	0	0	0	0	0
03:30	0	0	1	0	0	0	0	0	0	0	0	0	0	1
03:45	0	0	0	0	0	0	0	0	0	0	0	0	0	0
04:00	0	0	0	0	0	0	0	0	0	0	0	0	0	0
04:15	0	0	0	0	0	0	0	0	0	0	0	0	0	0
04:30	0	0	0	0	0	0	0	0	0	0	0	0	0	0
04:45	0	0	1	0	0	0	0	0	0	0	0	0	0	1
05:00	0	1	0	0	0	0	0	0	0	0	0	0	0	1
05:15	0	0	0	0	0	0	0	0	0	0	0	0	0	0
05:30	0	0	0	0	0	0	0	0	0	0	0	0	0	0
05:45	2	0	0	1	0	0	0	0	0	0	0	0	0	3
06:00	0	1	1	0	0	0	0	0	0	0	0	0	0	2
06:15	1	0	0	1	0	0	0	0	0	0	0	0	0	2
06:30	0	0	1	0	0	0	0	0	0	0	0	0	0	1
06:45	0	0	2	0	0	0	0	0	0	0	0	0	0	2
07:00	0	0	0	2	1	0	0	0	0	0	0	0	0	3
07:15	0	0	5	4	3	0	0	0	0	0	0	0	0	12
07:30	2	1	7	5	2	0	0	0	0	0	0	0	0	17
07:45	1	1	2	3	0	0	0	0	0	0	0	0	0	7
08:00	0	1	1	1	0	0	0	0	0	0	0	0	0	3
08:15	2	3	4	5	2	0	0	0	0	0	0	0	0	16
08:30	0	1	7	4	1	0	0	0	0	0	0	0	0	13
08:45	0	1	2	5	6	0	0	0	0	0	0	0	0	14
09:00	0	0	2	4	0	0	0	0	0	0	0	0	0	6
09:15	1	0	3	1	2	0	0	0	0	0	0	0	0	4
09:30	1	0	1	0	0	0	0	0	0	0	0	0	0	2
09:45	0	0	2	3	0	0	0	0	0	0	0	0	0	5
10:00	0	0	3	1	2	0	0	0	0	0	0	0	0	6
10:15	0	3	1	3	0	0	0	0	0	0	0	0	0	7
10:30	0	1	2	1	0	0	0	0	0	0	0	0	0	4
10:45	1	3	3	5	1	0	0	0	0	0	0	0	0	14
11:00	1	0	0	2	1	0	0	0	0	0	0	0	0	4
11:15	0	0	1	2	2	0	0	0	0	0	0	0	0	5
11:30	0	0	2	7	1	0	0	0	0	0	0	0	0	10
11:45	0	1	1	2	2	1	0	0	0	0	0	0	0	7
12:00 PM	1	0	3	1	2	0	0	0	0	0	0	0	0	7
12:15	0	0	3	0	2	0	0	0	0	0	0	0	0	5
12:30	0	2	1	3	0	1	0	0	0	0	0	0	0	7
12:45	0	1	2	1	3	0	0	0	0	0	0	0	0	7
13:00	0	2	1	3	2	1	0	0	0	0	0	0	0	9
13:15	1	0	2	2	0	0	0	0	0	0	0	0	0	5
13:30	0	4	6	6	1	0	0	0	0	0	0	0	0	11
13:45	2	3	3	1	2	0	0	0	0	0	0	0	0	11
14:00	1	2	2	1	2	0	0	0	0	0	0	0	0	8
14:15	0	2	2	2	0	0	0	0	0	0	0	0	0	6
14:30	1	0	2	4	1	0	0	0	0	0	0	0	0	8
14:45	1	1	4	7	0	0	0	0	0	0	0	0	0	13
15:00	1	0	2	4	4	0	0	0	0	0	0	0	0	11
15:15	0	1	2	4	1	0	0	0	0	0	0	0	0	8
15:30	4	6	9	15	3	0	0	0	0	0	0	0	0	37
15:45	1	3	1	3	2	0	0	0	0	0	0	0	0	10
16:00	0	0	5	6	3	0	0	0	0	0	0	0	0	14
16:15	1	1	4	5	4	0	0	0	0	0	0	0	0	12
16:30	0	0	4	4	4	1	0	0	0	0	0	0	0	13
16:45	0	0	4	5	0	0	0	0	0	0	0	0	0	9
17:00	0	0	1	2	1	1	0	0	0	0	0	0	0	5
17:15	0	2	3	4	2	1	0	0	0	0	0	0	0	10
17:30	2	3	4	2	2	0	0	0	0	0	0	0	0	13
17:45	1	1	1	0	1	0	0	0	0	0	0	0	0	4
18:00	1	4	3	4	0	0	0	0	0	0	0	0	0	12
18:15	0	0	3	2	0	0	0	0	0	0	0	0	0	5
18:30	4	1	1	5	0	0	0	0	0	0	0	0	0	11
18:45	2	0	4	1	2	0	0	0	0	0	0	0	0	9
19:00	0	0	3	3	7	0	0	0	0	0	0	0	0	10
19:15	0	1	1	4	1	0	0	0	0	0	0	0	0	7
19:30	0	1	3	0	1	0	0	0	0	0	0	0	0	5
19:45	0	1	2	5	0	0	0	0	0	0	0	0	0	8
20:00	1	1	2	1	0	0	0	0	0	0	0	0	0	5
20:15	2	1	0	1	1	0	0	0	0	0	0	0	0	5
20:30	0	0	5	1	0	0	0	0	0	0	0	0	0	6
20:45	0	1	3	1	0	0	0	0	0	0	0	0	0	5
21:00	1	0	2	2	0	0	0	0	0	0	0	0	0	5
21:15	1	0	0	1	1	0	0	0	0	0	0	0	0	3
21:30	0	1	1	0	1	0	0	0	0	0	0	0	0	3
21:45	0	2	3	1	1	0	0	0	0	0	0	0	0	5
22:00	0	0	1	2	0	0	0	0	0	0	0	0	0	3
22:15	1	0	1	1	0	0	0	0	0	0	0	0	0	3
22:30	0	0	0	0	0	0	0	0	0	0	0	0	0	0
22:45	0	0	0	2	2	0	0	0	0	0	0	0	0	4
23:00	0	1	0	1	0	0	0	0	0	0	0	0	0	2
23:15	0	1	0	1	0	0	0	0	0	0	0	0	0	2
23:30	0	0	0	0	0	0	0	0	0	0	0	0	0	0
23:45	0	0	0	0	0	0	0	0	0	0	0	0	0	0
<b>Totals</b>	<b>42</b>	<b>68</b>	<b>164</b>	<b>185</b>	<b>70</b>	<b>7</b>								<b>537</b>
% of Totals	8%	13%	31%	34%	13%	1%								100%

AM Volumes		12	15	56	63	25	1	0	0	0	0	0	0	170	
% AM		2%	4%	10%	12%	5%	0%							33%	
AM Peak Hour		07:30	10:00	07:15	08:15	08:00	11:45							08:15	
Volume		5	7	15	13	9	2							43	
PM Volumes		30	50	108	122	45	6	0	0	0	0	0	0	361	
% PM		6%	9%	20%	23%	8%	1%							67%	
PM Peak Hour		18:00	18:30	15:30	16:45	15:00	16:15							15:30	
Volume		7	11	20	30	30	3							73	
Directional Peak Periods		AM 7-9				NOON 12-2				PM 4-6				Off Peak Volumes	
All Classes		Volume				Volume				Volume				Volume	
		85				62				80				310	
		16%				12%				15%				58%	

Street Name	Direction	15th	50th	Average	85th	95th	ADT
SW 88th Ave	Summary	18	25	24	30	34	537

# SPEED

## SW 88th Ave S/O SW 57th St

Day: Tuesday  
Date: 5/16/2023

City: Cooper City  
Project #: FL23\_140259\_032n

### North Bound

Time	< 15	15 - 19	20 - 24	25 - 29	30 - 34	35 - 39	40 - 44	45 - 49	50 - 54	55 - 59	60 - 64	65 - 69	70 +	Total
00:00 AM	0	0	0	0	0	0	0	0	0	0	0	0	0	0
01:00	0	0	0	0	0	0	0	0	0	0	0	0	0	0
02:00	0	0	1	0	0	0	0	0	0	0	0	0	0	1
03:00	0	0	1	0	0	0	0	0	0	0	0	0	0	1
04:00	0	0	0	0	0	0	0	0	0	0	0	0	0	0
05:00	0	0	0	0	0	0	0	0	0	0	0	0	0	0
06:00	1	0	1	0	1	0	0	0	0	0	0	0	0	3
07:00	2	1	6	4	2	0	0	0	0	0	0	0	0	15
08:00	1	4	4	7	4	0	0	0	0	0	0	0	0	20
09:00	1	0	3	3	0	0	0	0	0	0	0	0	0	7
10:00	1	4	3	5	2	0	0	0	0	0	0	0	0	15
11:00	1	0	4	4	2	0	0	0	0	0	0	0	0	11
12:00 PM	0	1	2	3	5	1	0	0	0	0	0	0	0	12
13:00	3	3	10	3	2	0	0	0	0	0	0	0	0	21
14:00	1	1	3	6	2	0	0	0	0	0	0	0	0	13
15:00	3	5	6	12	5	0	0	0	0	0	0	0	0	31
16:00	0	1	7	9	5	1	0	0	0	0	0	0	0	23
17:00	2	3	5	1	2	1	0	0	0	0	0	0	0	14
18:00	6	2	1	8	2	0	0	0	0	0	0	0	0	19
19:00	0	0	3	9	2	0	0	0	0	0	0	0	0	14
20:00	2	3	4	2	0	0	0	0	0	0	0	0	0	11
21:00	1	2	2	2	1	0	0	0	0	0	0	0	0	8
22:00	1	0	2	4	1	0	0	0	0	0	0	0	0	8
23:00	0	0	0	1	0	0	0	0	0	0	0	0	0	1
<b>Totals</b>	<b>26</b>	<b>30</b>	<b>68</b>	<b>83</b>	<b>38</b>	<b>3</b>								<b>248</b>
<b>% of Totals</b>	10%	12%	27%	33%	15%	1%								100%

<b>AM Volumes</b>	7	9	23	23	11	0	0	0	0	0	0	0	0	73
<b>% AM</b>	3%	4%	9%	9%	4%									29%
<b>AM Peak Hour</b>	07:00	08:00	07:00	08:00	08:00									08:00
<b>Volume</b>	2	4	6	7	4									20
<b>PM Volumes</b>	19	21	45	60	27	3	0	0	0	0	0	0	0	175
<b>% PM</b>	8%	8%	18%	24%	11%	1%								71%
<b>PM Peak Hour</b>	18:00	15:00	13:00	15:00	12:00	12:00								15:00
<b>Volume</b>	6	5	10	12	5	1								31

Directional Peak Periods All Speeds	AM 7-9		NOON 12-2		PM 4-6		Off Peak Volumes	
	Volume	%	Volume	%	Volume	%	Volume	%
	35	↔ 14%	33	↔ 13%	37	↔ 15%	143	↔ 58%

Street Name	Direction	Percentiles					ADT
		15th	50th	Average	85th	95th	
SW 88th Ave	North Bound	17	25	24	31	34	248
SW 88th Ave	South Bound	19	25	24	30	33	289



# SPEED

SW 88th Ave S/O SW 57th St

Day: Tuesday  
Date: 5/16/2023

City: Cooper City  
Project #: FL23\_140259\_032s

## South Bound

Time	< 15	15 - 19	20 - 24	25 - 29	30 - 34	35 - 39	40 - 44	45 - 49	50 - 54	55 - 59	60 - 64	65 - 69	70 +	Total
00:00 AM	0	0	0	0	0	0	0	0	0	0	0	0	0	0
01:00	0	0	0	0	0	0	0	0	0	0	0	0	0	0
02:00	0	1	1	0	0	0	0	0	0	0	0	0	0	2
03:00	0	0	0	0	0	0	0	0	0	0	0	0	0	0
04:00	0	0	1	0	0	0	0	0	0	0	0	0	0	1
05:00	2	1	0	1	0	0	0	0	0	0	0	0	0	4
06:00	0	1	3	1	0	0	0	0	0	0	0	0	0	5
07:00	1	1	8	10	4	0	0	0	0	0	0	0	0	24
08:00	1	2	10	8	5	0	0	0	0	0	0	0	0	26
09:00	1	0	2	7	0	0	0	0	0	0	0	0	0	10
10:00	0	3	8	4	1	0	0	0	0	0	0	0	0	16
11:00	0	1	0	9	4	1	0	0	0	0	0	0	0	15
12:00 PM	1	2	7	2	2	0	0	0	0	0	0	0	0	14
13:00	0	6	2	4	2	1	0	0	0	0	0	0	0	15
14:00	2	4	7	8	1	0	0	0	0	0	0	0	0	22
15:00	3	5	8	14	5	0	0	0	0	0	0	0	0	35
16:00	1	0	11	10	2	1	0	0	0	0	0	0	0	25
17:00	1	3	4	7	2	1	0	0	0	0	0	0	0	18
18:00	1	3	10	4	0	0	0	0	0	0	0	0	0	18
19:00	0	3	6	7	0	0	0	0	0	0	0	0	0	16
20:00	1	0	6	2	1	0	0	0	0	0	0	0	0	10
21:00	1	1	2	2	2	0	0	0	0	0	0	0	0	8
22:00	0	0	0	1	1	0	0	0	0	0	0	0	0	2
23:00	0	2	0	1	0	0	0	0	0	0	0	0	0	3
<b>Totals</b>	<b>16</b>	<b>39</b>	<b>96</b>	<b>102</b>	<b>32</b>	<b>4</b>								<b>289</b>
<b>% of Totals</b>	<b>6%</b>	<b>13%</b>	<b>33%</b>	<b>35%</b>	<b>11%</b>	<b>1%</b>								<b>100%</b>

<b>AM Volumes</b>	5	10	33	40	14	1	0	0	0	0	0	0	0	103
<b>% AM</b>	2%	3%	11%	14%	5%	0%								36%
<b>AM Peak Hour</b>	05:00	10:00	08:00	07:00	08:00	11:00								08:00
<b>Volume</b>	2	3	10	10	5	1								26
<b>PM Volumes</b>	11	29	63	62	18	3	0	0	0	0	0	0	0	186
<b>% PM</b>	4%	10%	22%	21%	6%	1%								64%
<b>PM Peak Hour</b>	15:00	13:00	16:00	15:00	15:00	13:00								15:00
<b>Volume</b>	3	6	11	14	5	1								35

Directional Peak Periods All Speeds	AM 7-9		NOON 12-2		PM 4-6		Off Peak Volumes	
	Volume	%	Volume	%	Volume	%	Volume	%
	50	↔ 17%	29	↔ 10%	43	↔ 15%	167	↔ 58%

Street Name	Direction	Percentiles					ADT
		15th	50th	Average	85th	95th	
SW 88th Ave	North Bound	17	25	24	31	34	248
SW 88th Ave	South Bound	19	25	24	30	33	289

# SPEED

SW 88th Ave S/O SW 57th St

Day: Tuesday  
Date: 5/16/2023

City: Cooper City  
Project #: FL23\_140259\_032

## Summary

Time	< 15	15 - 19	20 - 24	25 - 29	30 - 34	35 - 39	40 - 44	45 - 49	50 - 54	55 - 59	60 - 64	65 - 69	70 +	Total
00:00 AM	0	0	0	0	0	0	0	0	0	0	0	0	0	0
01:00	0	0	0	0	0	0	0	0	0	0	0	0	0	0
02:00	0	1	2	0	0	0	0	0	0	0	0	0	0	3
03:00	0	0	1	0	0	0	0	0	0	0	0	0	0	1
04:00	0	0	1	0	0	0	0	0	0	0	0	0	0	1
05:00	2	1	0	1	0	0	0	0	0	0	0	0	0	4
06:00	1	1	4	1	1	0	0	0	0	0	0	0	0	8
07:00	3	2	14	14	6	0	0	0	0	0	0	0	0	39
08:00	2	6	14	15	9	0	0	0	0	0	0	0	0	46
09:00	2	0	5	10	0	0	0	0	0	0	0	0	0	17
10:00	1	7	11	9	3	0	0	0	0	0	0	0	0	31
11:00	1	1	4	13	6	1	0	0	0	0	0	0	0	26
12:00 PM	1	3	9	5	7	1	0	0	0	0	0	0	0	26
13:00	3	9	12	7	4	1	0	0	0	0	0	0	0	36
14:00	3	5	10	14	3	0	0	0	0	0	0	0	0	35
15:00	6	10	14	26	10	0	0	0	0	0	0	0	0	66
16:00	1	1	18	19	7	2	0	0	0	0	0	0	0	48
17:00	3	6	9	8	4	2	0	0	0	0	0	0	0	32
18:00	7	5	11	12	2	0	0	0	0	0	0	0	0	37
19:00	0	3	9	16	2	0	0	0	0	0	0	0	0	30
20:00	3	3	10	4	1	0	0	0	0	0	0	0	0	21
21:00	2	3	4	4	3	0	0	0	0	0	0	0	0	16
22:00	1	0	2	5	2	0	0	0	0	0	0	0	0	10
23:00	0	2	0	2	0	0	0	0	0	0	0	0	0	4
<b>Totals</b>	<b>42</b>	<b>69</b>	<b>164</b>	<b>185</b>	<b>70</b>	<b>7</b>								<b>537</b>
<b>% of Totals</b>	<b>8%</b>	<b>13%</b>	<b>31%</b>	<b>34%</b>	<b>13%</b>	<b>1%</b>								<b>100%</b>

<b>AM Volumes</b>	12	19	56	63	25	1	0	0	0	0	0	0	0	176
<b>% AM</b>	2%	4%	10%	12%	5%	0%								33%
<b>AM Peak Hour</b>	07:00	10:00	07:00	08:00	08:00	11:00								08:00
<b>Volume</b>	3	7	14	15	9	1								46
<b>PM Volumes</b>	30	50	108	122	45	6	0	0	0	0	0	0	0	361
<b>% PM</b>	6%	9%	20%	23%	8%	1%								67%
<b>PM Peak Hour</b>	18:00	15:00	16:00	15:00	15:00	16:00								15:00
<b>Volume</b>	7	10	18	26	10	2								66

Directional Peak Periods All Speeds	AM 7-9		NOON 12-2		PM 4-6		Off Peak Volumes	
	Volume	%	Volume	%	Volume	%	Volume	%
	85	↔ 16%	62	↔ 12%	80	↔ 15%	310	↔ 58%

Street Name	Direction	Percentiles					ADT
		15th	50th	Average	85th	95th	
SW 88th Ave	Summary	18	25	24	30	34	537

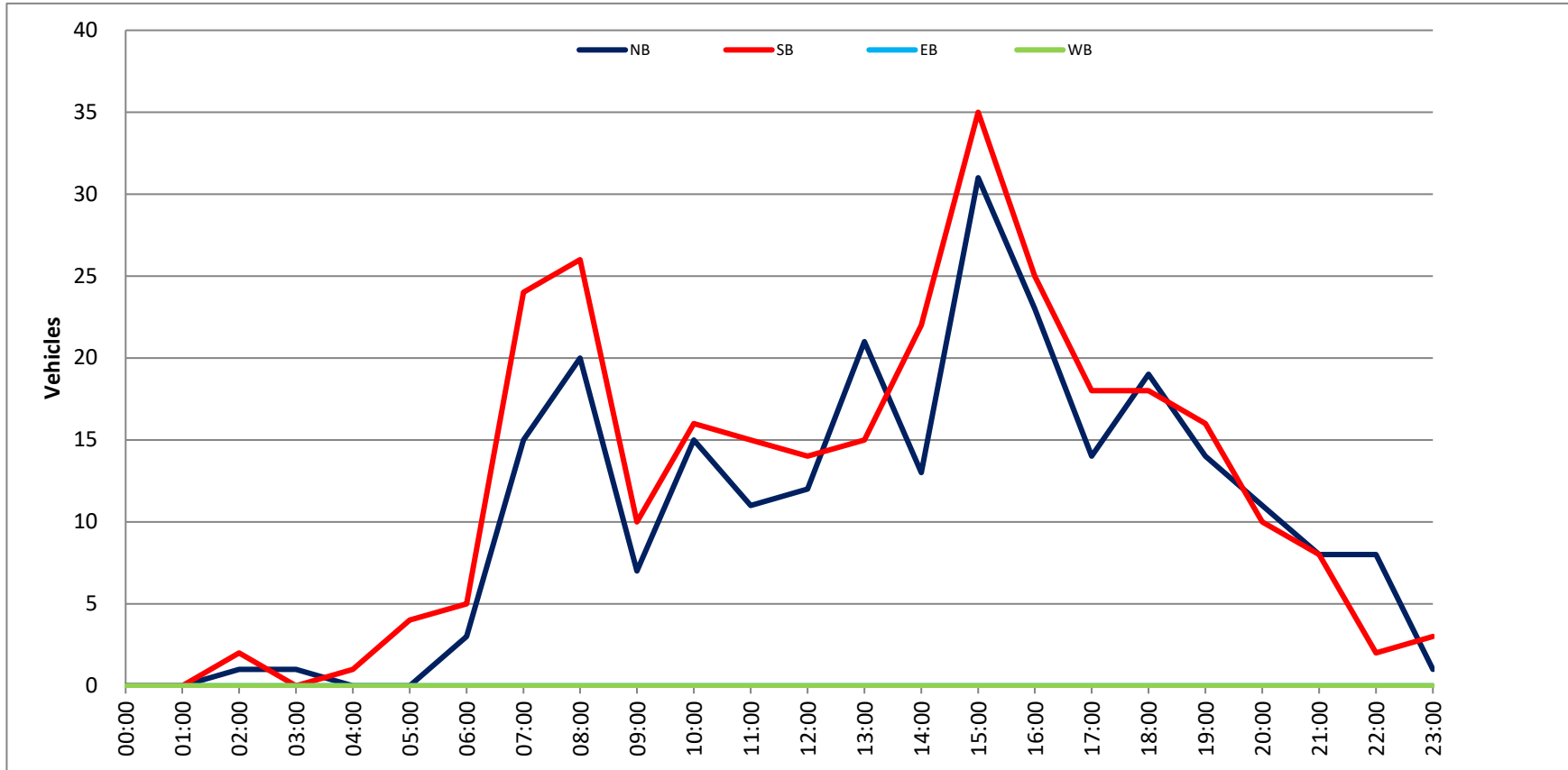
**VOLUME**

SW 88th Ave S/O SW 57th St

Day: Tuesday  
Date: 5/16/2023

City: Cooper City  
Project #: FL23\_140259\_032

DAILY TOTALS										NB		SB		EB		WB		Total
										248		289		0		0		537
AM Period	NB	SB	EB	WB	TOTAL	PM Period	NB	SB	EB	WB	TOTAL	SPLIT %					Total	
00:00	0	0	0	0	0	12:00	3	4	4	0	0	7					7	
00:15	0	0	0	0	0	12:15	1	4	4	0	0	5					5	
00:30	0	0	0	0	0	12:30	4	3	3	0	0	7					7	
00:45	0	0	0	0	0	12:45	4	12	3	14	0	7					26	
01:00	0	0	0	0	0	13:00	5	4	4	0	0	9					9	
01:15	0	0	0	0	0	13:15	4	1	1	0	0	5					5	
01:30	0	0	0	0	0	13:30	7	4	4	0	0	11					11	
01:45	0	0	0	0	0	13:45	5	21	6	15	0	11					36	
02:00	0	0	0	0	0	14:00	1	7	7	0	0	8					8	
02:15	0	0	0	0	0	14:15	0	6	6	0	0	6					6	
02:30	1	1	0	0	2	14:30	2	6	6	0	0	8					8	
02:45	0	1	2	0	3	14:45	10	13	3	22	0	13					35	
03:00	0	0	0	0	0	15:00	3	8	8	0	0	11					11	
03:15	0	0	0	0	0	15:15	7	1	1	0	0	8					8	
03:30	1	0	0	0	1	15:30	16	21	21	0	0	37					37	
03:45	0	1	0	0	1	15:45	5	31	5	35	0	10					66	
04:00	0	0	0	0	0	16:00	4	10	10	0	0	14					14	
04:15	0	0	0	0	0	16:15	3	9	9	0	0	12					12	
04:30	0	0	0	0	0	16:30	9	4	4	0	0	13					13	
04:45	0	1	1	0	1	16:45	7	23	2	25	0	9					48	
05:00	0	1	0	0	1	17:00	3	2	2	0	0	5					5	
05:15	0	0	0	0	0	17:15	2	8	8	0	0	10					10	
05:30	0	0	0	0	0	17:30	8	5	5	0	0	13					13	
05:45	0	3	4	0	3	17:45	1	14	3	18	0	4					32	
06:00	0	2	0	0	2	18:00	7	5	5	0	0	12					12	
06:15	1	1	0	0	2	18:15	2	3	3	0	0	5					5	
06:30	1	1	0	0	2	18:30	6	5	5	0	0	11					11	
06:45	1	3	5	0	2	18:45	4	19	5	18	0	9					37	
07:00	2	1	0	0	3	19:00	6	4	4	0	0	10					10	
07:15	4	8	0	0	12	19:15	3	4	4	0	0	7					7	
07:30	8	9	0	0	17	19:30	3	2	2	0	0	5					5	
07:45	1	15	6	24	39	19:45	2	14	6	16	0	8					30	
08:00	0	3	0	0	3	20:00	1	4	4	0	0	5					5	
08:15	9	7	0	0	16	20:15	3	2	2	0	0	5					5	
08:30	5	8	0	0	13	20:30	3	3	3	0	0	6					6	
08:45	6	20	8	26	46	20:45	4	11	1	10	0	5					21	
09:00	1	5	0	0	6	21:00	0	5	5	0	0	3					3	
09:15	2	2	0	0	4	21:15	2	1	1	0	0	3					3	
09:30	1	1	0	0	2	21:30	2	1	1	0	0	3					3	
09:45	3	7	2	10	17	21:45	4	8	1	8	0	5					16	
10:00	1	5	0	0	6	22:00	2	1	1	0	0	3					3	
10:15	6	1	0	0	7	22:15	3	0	0	0	0	3					3	
10:30	0	4	0	0	4	22:30	0	0	0	0	0	0					0	
10:45	8	15	6	16	31	22:45	3	8	1	2	0	4					10	
11:00	2	2	0	0	4	23:00	0	2	2	0	0	2					2	
11:15	2	3	0	0	5	23:15	1	1	1	0	0	2					2	
11:30	5	5	0	0	10	23:30	0	0	0	0	0	0					0	
11:45	2	11	5	15	26	23:45	0	1	0	3	0	4					4	
<b>TOTALS</b>	<b>73</b>	<b>103</b>			<b>176</b>	<b>TOTALS</b>	<b>175</b>	<b>186</b>			<b>361</b>							
<b>SPLIT %</b>	<b>41.5%</b>	<b>58.5%</b>			<b>32.8%</b>	<b>SPLIT %</b>	<b>48.5%</b>	<b>51.5%</b>			<b>67.2%</b>							
<b>DAILY TOTALS</b>										<b>NB</b>		<b>SB</b>		<b>EB</b>		<b>WB</b>		<b>Total</b>
										<b>248</b>		<b>289</b>		<b>0</b>		<b>0</b>		<b>537</b>
AM Peak Hour	08:15	08:15			08:15	PM Peak Hour	14:45	15:30			15:30						15:30	
AM Pk Volume	21	28			49	PM Pk Volume	36	45			73						73	
Pk Hr Factor	0.583	0.875			0.766	Pk Hr Factor	0.563	0.536			0.493						0.493	
7 - 9 Volume	35	50	0	0	85	4 - 6 Volume	37	43	0	0	80						80	
7 - 9 Peak Hour	08:00	07:15			08:00	4 - 6 Peak Hour	16:00	16:00			16:00						16:00	
7 - 9 Pk Volume	20	26	0	0	46	4 - 6 Pk Volume	23	25	0	0	48						48	
Pk Hr Factor	0.556	0.722	0.000	0.000	0.719	Pk Hr Factor	0.639	0.625	0.000	0.000	0.857						0.857	



SPEED

SW 88th Ave S/O SW 57th St

Day: Wednesday  
Date: 5/17/2023

City: Cooper City  
Project #: FL23\_140259\_032n

North Bound

Time	< 15	15 - 19	20 - 24	25 - 29	30 - 34	35 - 39	40 - 44	45 - 49	50 - 54	55 - 59	60 - 64	65 - 69	70 +	Total
00:00 AM	0	0	0	0	0	0	0	0	0	0	0	0	0	0
00:15	0	0	0	0	0	0	0	0	0	0	0	0	0	0
00:30	0	0	0	0	0	0	0	0	0	0	0	0	0	0
00:45	0	0	0	0	0	0	0	0	0	0	0	0	0	0
01:00	0	0	0	0	0	0	0	0	0	0	0	0	0	0
01:15	0	0	0	0	0	0	0	0	0	0	0	0	0	0
01:30	0	0	0	0	0	0	0	0	0	0	0	0	0	0
01:45	0	0	0	0	0	0	0	0	0	0	0	0	0	0
02:00	0	0	0	0	0	0	0	0	0	0	0	0	0	0
02:15	0	0	0	0	0	0	0	0	0	0	0	0	0	0
02:30	0	0	0	0	0	0	0	0	0	0	0	0	0	0
02:45	0	0	0	0	0	0	0	0	0	0	0	0	0	0
03:00	0	1	0	0	0	0	0	0	0	0	0	0	0	1
03:15	0	0	0	0	0	0	0	0	0	0	0	0	0	0
03:30	0	0	0	0	0	0	0	0	0	0	0	0	0	0
03:45	0	0	0	0	0	0	0	0	0	0	0	0	0	0
04:00	0	0	0	0	0	0	0	0	0	0	0	0	0	0
04:15	0	0	0	0	0	0	0	0	0	0	0	0	0	0
04:30	0	0	1	0	0	0	0	0	0	0	0	0	0	1
04:45	0	0	0	0	0	0	0	0	0	0	0	0	0	0
05:00	0	0	0	0	0	0	0	0	0	0	0	0	0	0
05:15	0	0	0	0	0	0	0	0	0	0	0	0	0	0
05:30	0	0	0	0	0	0	0	0	0	0	0	0	0	0
05:45	0	0	0	0	0	0	0	0	0	0	0	0	0	0
06:00	1	0	0	0	0	0	0	0	0	0	0	0	0	1
06:15	0	0	0	0	0	0	0	0	0	0	0	0	0	0
06:30	0	0	0	0	0	0	0	0	0	0	0	0	0	0
06:45	0	0	0	1	0	0	0	0	0	0	0	0	0	1
07:00	0	0	0	1	0	0	0	0	0	0	0	0	0	1
07:15	0	0	1	1	2	0	0	0	0	0	0	0	0	4
07:30	1	1	0	2	1	0	0	0	0	0	0	0	0	5
07:45	0	0	0	0	0	0	0	0	0	0	0	0	0	0
08:00	0	1	2	1	0	0	0	0	0	0	0	0	0	4
08:15	0	0	0	6	1	0	0	0	0	0	0	0	0	7
08:30	0	0	3	1	1	0	0	0	0	0	0	0	0	5
08:45	0	0	3	1	3	0	0	0	0	0	0	0	0	7
09:00	0	0	1	1	0	0	0	0	0	0	0	0	0	2
09:15	0	0	0	1	1	0	0	0	0	0	0	0	0	2
09:30	1	0	0	1	1	0	0	0	0	0	0	0	0	3
09:45	0	1	0	1	0	0	0	0	0	0	0	0	0	2
10:00	0	1	3	1	1	0	0	0	0	0	0	0	0	6
10:15	0	0	1	0	1	0	0	0	0	0	0	0	0	2
10:30	0	2	0	1	0	0	0	0	0	0	0	0	0	3
10:45	0	0	0	0	0	0	0	0	0	0	0	0	0	0
11:00	0	2	3	0	0	0	0	0	0	0	0	0	0	5
11:15	0	0	4	2	0	0	0	0	0	0	0	0	0	6
11:30	0	1	0	0	1	0	0	0	0	0	0	0	0	2
11:45	0	0	1	2	1	0	0	0	0	0	0	0	0	4
12:00 PM	0	1	0	0	0	0	0	0	0	0	0	0	0	1
12:15	0	0	0	0	1	0	0	0	0	0	0	0	0	1
12:30	0	0	4	1	2	0	0	0	0	0	0	0	0	7
12:45	0	0	2	1	0	0	0	0	0	0	0	0	0	3
13:00	0	0	1	0	3	0	0	0	0	0	0	0	0	4
13:15	0	0	0	2	1	0	0	0	0	0	0	0	0	3
13:30	0	0	2	1	2	0	0	0	0	0	0	0	0	6
13:45	0	0	0	0	2	0	0	0	0	0	0	0	0	2
14:00	1	0	1	0	0	0	0	0	0	0	0	0	0	2
14:15	1	2	0	0	0	0	0	0	0	0	0	0	0	3
14:30	0	0	1	0	0	0	0	0	0	0	0	0	0	1
14:45	1	2	2	2	3	0	0	0	0	0	0	0	0	10
15:00	1	0	0	0	3	0	0	0	0	0	0	0	0	4
15:15	1	0	1	1	0	1	0	0	0	0	0	0	0	4
15:30	0	1	4	2	1	0	0	0	0	0	0	0	0	8
15:45	0	0	1	2	0	0	0	0	0	0	0	0	0	3
16:00	0	2	2	0	0	0	0	0	0	0	0	0	0	4
16:15	0	0	0	0	3	1	0	0	0	0	0	0	0	4
16:30	0	0	2	1	1	1	0	0	0	0	0	0	0	5
16:45	0	0	1	1	0	0	0	0	0	0	0	0	0	2
17:00	1	1	1	0	0	0	0	0	0	0	0	0	0	3
17:15	0	0	2	5	0	1	0	0	0	0	0	0	0	8
17:30	1	0	2	4	2	1	0	0	0	0	0	0	0	10
17:45	0	0	0	0	1	0	0	0	0	0	0	0	0	1
18:00	0	0	1	1	1	0	0	0	0	0	0	0	0	3
18:15	0	0	2	2	0	0	0	0	0	0	0	0	0	4
18:30	1	0	1	2	0	0	0	0	0	0	0	0	0	4
18:45	0	0	1	2	1	0	0	0	0	0	0	0	0	4
19:00	0	1	0	0	1	0	0	0	0	0	0	0	0	2
19:15	1	0	0	0	1	0	0	0	0	0	0	0	0	2
19:30	1	0	1	1	0	0	0	0	0	0	0	0	0	3
19:45	0	0	2	1	0	0	0	0	0	0	0	0	0	3
20:00	0	0	1	0	0	0	0	0	0	0	0	0	0	1
20:15	1	0	1	3	0	0	0	0	0	0	0	0	0	5
20:30	0	1	3	3	1	0	0	0	0	0	0	0	0	8
20:45	0	2	2	0	0	0	0	0	0	0	0	0	0	4
21:00	0	0	0	2	2	0	0	0	0	0	0	0	0	4
21:15	0	1	1	1	0	0	0	0	0	0	0	0	0	3
21:30	0	0	0	0	1	0	0	0	0	0	0	0	0	1
21:45	1	1	1	0	2	0	0	0	0	0	0	0	0	6
22:00	0	0	1	0	0	0	0	0	0	0	0	0	0	1
22:15	0	0	0	1	1	0	0	0	0	0	0	0	0	2
22:30	0	0	0	0	0	0	0	0	0	0	0	0	0	0
22:45	0	0	0	0	1	0	0	0	0	0	0	0	0	1
23:00	0	0	1	0	0	0	0	0	0	0	0	0	0	1
23:15	0	0	0	0	0	0	0	0	0	0	0	0	0	0
23:30	0	0	0	0	2	0	0	0	0	0	0	0	0	2
23:45	0	0	0	0	1	0	0	0	0	0	0	0	0	1
Totals	15	25	70	75	45	4								234
% of Totals	6%	11%	30%	32%	19%	2%								100%

AM Peak Hour		PM Peak Hour		NOON 12-2		PM 4-6		Off Peak Volumes	
Volume	%	Volume	%	Volume	%	Volume	%	Volume	%
33	14%	27	12%	38	16%	136	58%		

Street Name	Direction	Percentiles					
		15th	50th	Average	85th	95th	ADT
SW 88th Ave	North Bound	19	25	25	32	34	234
SW 88th Ave	South Bound	18	25	24	30	33	312

South Bound

Time	< 15	15 - 19	20 - 24	25 - 29	30 - 34	35 - 39	40 - 44	45 - 49	50 - 54	55 - 59	60 - 64	65 - 69	70 +	Total
00:00 AM	0	0	0	0	0	0	0	0	0	0	0	0	0	0
00:15	0	0	0	0	0	0	0	0	0	0	0	0	0	0
00:30	0	0	0	0	0	0	0	0	0	0	0	0	0	0
00:45	0	0	1	0	0	0	0	0	0	0	0	0	0	1
01:00	0	0	0	0	0	0	0	0	0	0	0	0	0	0
01:15	0	0	0	0	0	0	0	0	0	0	0	0	0	0
01:30	0	0	0	0	0	0	0	0	0	0	0	0	0	0
01:45	0	0	0	0	0	0	0	0	0	0	0	0	0	0
02:00	0	0	0	0	0	0	0	0	0	0	0	0	0	0
02:15	0	0	0	1	0	0	0	0	0	0	0	0	0	1
02:30	0	0	0	0	0	0	0	0	0	0	0	0	0	0
02:45	0	0	0	1	0	0	0	0	0	0	0	0	0	1
03:00	0	0	0	0	0	0	0	0	0	0	0	0	0	0
03:15	0	0	0	0	0	0	0	0	0	0	0	0	0	0
03:30	0	0	0	0	0	0	0	0	0	0	0	0	0	0
03:45	0	0	1	0	0	0	0	0	0	0	0	0	0	1
04:00	0	0	1	0	0	0	0	0	0	0	0	0	0	1
04:15	0	0	0	0	0	0	0	0	0	0	0	0	0	0
04:30	0	0	1	0	0	0	0	0	0	0	0	0	0	1
04:45	0	0	0	0	0	0	0	0	0	0	0	0	0	0
05:00	0	0	1	0	0	0	0	0	0	0	0	0	0	1
05:15	0	0	0	0	0	0	0	0	0	0	0	0	0	0
05:30	0	0	0	0	0	0	0	0	0	0	0	0	0	0
05:45	0	0	0	0	0	0	0	0	0	0	0	0	0	0
06:00	2	0	0	0	0	0	0	0	0	0	0	0	0	2
06:15	0	0	0	2	2	0	0	0	0	0	0	0	0	4
06:30	0	0	0	0	1	0	0	0	0	0	0	0	0	1
06:45	0	0	1	0	0	0	0	0	0	0	0	0	0	1
07:00	0	0	2	1	0	0	0	0	0	0	0	0	0	3
07:15	0	1	2	3	0	0	0	0	0	0	0	0	0	6
07:30	1	0	1	4	2	0	0	0	0	0	0	0	0	8
07:45	0	0	2	3	2	0	0	0	0	0	0	0	0	6
08:00	0	0	2	3	1	0	0	0	0	0	0	0	0	6
08:15	0	1	0	0	0	0	0	0	0	0	0	0	0	1
08:30	0	0	4	3	1	0	0	0	0	0	0	0	0	8
08:45	0	0	2	1	2	0	0	0	0	0	0	0	0	5
09:00	0	1	0	2	0	0	0	0	0	0	0	0	0	3
09:15	0	1	0	0	0	0	0	0	0	0	0	0	0	1
09:30	0	1	0	3	0	0	0	0	0	0	0	0	0	4
09:45	0	0	1	1	0	0	0	0	0	0	0	0	0	2
10:00	1	1	0	0	0	0	0	0	0	0	0	0	0	2
10:15	0	1	3	0	0	0	0	0	0	0	0	0	0	4
10:30	1	1	3	2	1	1	0	0	0	0	0	0	0	9
10:45	1	0	0	1	1	0	0	0	0	0	0	0	0	3
11:00	0	0	0	3	1	0	0	0	0	0	0	0	0	4
11:15	0	0	0	1	0	0	0	0	0	0	0	0	0	1
11:30	0	0	0	0	0	0	0	0	0	0	0	0	0	0
11:45	0	1	0	3	0	0	0	0	0	0	0	0	0	4
12:00 PM	0	0	1	3	2	0	0	0	0	0	0	0	0	6
12:15	0	0	1	3	1	0	0	0	0	0	0	0	0	5
12:30	0	1	2	2	1	0	0	0	0	0	0	0	0	6
12:45	0	2	2	1	1	0	0	0	0	0	0	0	0	6
13:00	0	0	1	4	1	0	0	0	0	0	0	0	0	6
13:15	0	0	3	3	0	0	0	0	0	0	0	0	0	6
13:30	0	0	2	3	1	0	0	0	0	0	0	0	0	6
13:45	1	0	1	1	0	0	0	0	0	0	0	0	0	3
14:00	0	1	2	1	0	0	0	0	0	0	0	0	0	4
14:15	0	1	5	1	0	0	0	0	0	0	0	0	0	7
14:30	2	0	2	2	1	0	0	0	0	0	0	0	0	7
14:45	1	4	2	3	1	0	0	0	0	0	0	0	0	11
15:00	0	0	0	1	2	0	0	0	0	0	0	0	0	3
15:15	1	0	3	2	1	0	0	0	0	0	0	0	0	7
15:30	0	3	3	4	0	0	0	0	0	0	0	0	0	10
15:45	0	0	1	1	0	0	0	0	0	0	0	0	0	2
16:00	0	0	2	2	0	0	0	0	0	0	0	0	0	4
16:15	1	0	1	1	2	0	0	0	0	0	0	0	0	4
16:30	2	1	1	4	3	0	0	0	0	0	0	0	0	11
16:45	1	0	1	1	1	0	0	0	0	0	0	0	0	4
17:00	1	1	0	3	0	0	0	0	0	0	0	0	0	5
17:15	1	0	5	3	0	0	0	0	0	0	0	0	0	9
17:30	0	1	5	1	0	0	0	0	0	0	0	0	0	7
17:45	0	1	2	4	1	0	0	0	0	0	0	0	0	7
18:00	0	0	1	2	2	0	0	0	0	0	0	0	0	5
18:15	1	1	2	3	2	0	0	0	0	0	0	0	0	9
18:30	0	2	2	1	0	0	0	0	0	0	0	0	0	5
18:45	0	1	2	1	0	0	0	0	0	0	0	0	0	4
19:00	0	1	1	0	0	0	0	0	0	0	0	0	0	2
19:15	0	1	2	1	1	0	0	0	0	0	0	0	0	5
19:30	0	4	2	0	0	0	0	0	0	0	0	0	0	6
19:45	1	3	2	0	1	0	0	0	0	0	0	0	0	7
20:00	0	1	1	0	0	0	0	0	0	0	0	0	0	2
20:15	0	2	0	1	1	0	0	0	0	0	0	0	0	4
20:30	0	4	2	0	0	0	0	0	0	0	0	0	0	7
20:45	0	2	1	1	0	0	0	0	0	0	0	0	0	4
21:00	1	1	1	3	0	0	0	0	0	0	0	0	0	6
21:15	0	0	1	2	1	0	0	0	0	0	0	0	0	4
21:30	0	0	0	0	0	0	0	0	0	0	0	0	0	0
21:45	0	0	0	0	0	0	0	0	0	0	0	0	0	0
22:00	0	0	0	0	1	0	0	0	0	0	0	0	0	1
22:15	0	1	0	1	0	0	0	0	0	0	0	0	0	2
22:30	0	0	0	0	0	0	0	0	0	0	0	0	0	0
22:45	0	0	1	0	0	0	0	0	0	0	0	0	0	1
23:00	0	0	0	0	0	0	0	0	0	0	0	0	0	0
23:15	0	0	0	0	0	0	0	0	0	0	0	0	0	0
23:30	0	0	0	0	0	0	0	0	0	0	0	0	0	0
23:45	0	0	0	0	0	0	0	0	0	0	0	0	0	0
<b>Totals</b>	<b>20</b>	<b>48</b>	<b>96</b>	<b>108</b>	<b>38</b>	<b>1</b>								<b>312</b>
% of Totals	6%	16%	31%	35%	12%	0%								100%

AM Volumes		8	9	27	39	13	1	0	0	0	0	0	0	88	
% AM		2%	3%	9%	13%	4%	0%							30%	
AM Peak Hour		10:00	08:45	08:00	07:15	07:15	09:45							07:35	
Volume		3	3	11	13	5	1							26	
PM Volumes		14	40	69	69	25	0	0	0	0	0	0	0	237	
% PM		4%	13%	22%	22%	8%								70%	
PM Peak Hour		16:15	19:30	17:15	14:45	12:00								16:45	
Volume		5	10	12	11	5								31	
Directional Peak Periods		AM 7-9				NOON 12-2				PM 4-6				Off Peak Volumes	
All Classes		Volume	%	Volume	%	Volume	%	Volume	%	Volume	%				
		43	14%	41	13%	51	16%	177	57%						

Street Name	Direction	Percentiles					
		15th	50th	Average	85th	95th	ADT
SW 88th Ave	North Bound	19	25	25	32	34	234
SW 88th Ave	South Bound	18	25	24	30	33	312

Summary														
Time	< 15	15 - 19	20 - 24	25 - 29	30 - 34	35 - 39	40 - 44	45 - 49	50 - 54	55 - 59	60 - 64	65 - 69	70 +	Total
00:00 AM	0	0	0	0	0	0	0	0	0	0	0	0	0	0
00:15	0	0	0	0	0	0	0	0	0	0	0	0	0	0
00:30	0	0	0	0	0	0	0	0	0	0	0	0	0	0
00:45	0	0	1	0	0	0	0	0	0	0	0	0	0	1
01:00	0	0	0	0	0	0	0	0	0	0	0	0	0	0
01:15	0	0	0	0	0	0	0	0	0	0	0	0	0	0
01:30	0	0	0	0	0	0	0	0	0	0	0	0	0	0
01:45	0	0	0	0	0	0	0	0	0	0	0	0	0	0
02:00	0	0	0	0	0	0	0	0	0	0	0	0	0	0
02:15	0	0	2	1	0	0	0	0	0	0	0	0	0	2
02:30	0	0	0	0	0	0	0	0	0	0	0	0	0	0
02:45	0	0	0	1	0	0	0	0	0	0	0	0	0	1
03:00	0	1	0	0	0	0	0	0	0	0	0	0	0	1
03:15	0	0	0	0	0	0	0	0	0	0	0	0	0	0
03:30	0	0	0	0	0	0	0	0	0	0	0	0	0	0
03:45	0	0	1	0	0	0	0	0	0	0	0	0	0	1
04:00	0	0	1	0	0	0	0	0	0	0	0	0	0	1
04:15	0	0	0	0	0	0	0	0	0	0	0	0	0	0
04:30	0	0	2	0	0	0	0	0	0	0	0	0	0	2
04:45	0	0	0	0	0	0	0	0	0	0	0	0	0	0
05:00	0	0	1	0	0	0	0	0	0	0	0	0	0	1
05:15	0	0	0	0	0	0	0	0	0	0	0	0	0	0
05:30	0	0	0	0	0	0	0	0	0	0	0	0	0	0
05:45	0	0	0	0	0	0	0	0	0	0	0	0	0	0
06:00	3	0	0	0	0	0	0	0	0	0	0	0	0	3
06:15	0	0	0	2	2	0	0	0	0	0	0	0	0	4
06:30	0	0	0	0	1	0	0	0	0	0	0	0	0	1
06:45	0	0	1	1	0	0	0	0	0	0	0	0	0	2
07:00	0	0	2	2	0	0	0	0	0	0	0	0	0	4
07:15	0	1	3	4	2	0	0	0	0	0	0	0	0	10
07:30	2	1	1	6	3	0	0	0	0	0	0	0	0	13
07:45	0	0	2	3	2	0	0	0	0	0	0	0	0	6
08:00	0	1	4	4	1	0	0	0	0	0	0	0	0	10
08:15	0	1	0	6	1	0	0	0	0	0	0	0	0	8
08:30	0	0	7	4	2	0	0	0	0	0	0	0	0	13
08:45	0	0	5	2	5	0	0	0	0	0	0	0	0	12
09:00	0	1	1	3	0	0	0	0	0	0	0	0	0	5
09:15	0	1	0	1	0	0	0	0	0	0	0	0	0	3
09:30	1	1	0	4	1	0	0	0	0	0	0	0	0	7
09:45	0	1	1	2	0	0	0	0	0	0	0	0	0	4
10:00	1	2	3	1	1	0	0	0	0	0	0	0	0	8
10:15	0	1	4	0	1	0	0	0	0	0	0	0	0	6
10:30	1	3	3	3	1	1	0	0	0	0	0	0	0	12
10:45	1	0	0	1	1	0	0	0	0	0	0	0	0	3
11:00	0	2	3	3	1	0	0	0	0	0	0	0	0	9
11:15	0	0	4	3	0	0	0	0	0	0	0	0	0	7
11:30	0	1	0	1	0	0	0	0	0	0	0	0	0	2
11:45	0	1	1	5	1	0	0	0	0	0	0	0	0	8
12:00 PM	0	1	1	3	2	0	0	0	0	0	0	0	0	7
12:15	0	0	1	3	2	0	0	0	0	0	0	0	0	6
12:30	0	1	6	3	3	0	0	0	0	0	0	0	0	13
12:45	0	2	4	2	1	0	0	0	0	0	0	0	0	9
13:00	0	0	2	4	4	0	0	0	0	0	0	0	0	10
13:15	0	0	3	5	1	0	0	0	0	0	0	0	0	9
13:30	0	0	3	3	2	0	0	0	0	0	0	0	0	8
13:45	1	0	1	1	2	0	0	0	0	0	0	0	0	5
14:00	1	1	3	1	0	0	0	0	0	0	0	0	0	6
14:15	1	3	5	1	0	0	0	0	0	0	0	0	0	10
14:30	2	0	3	2	1	0	0	0	0	0	0	0	0	8
14:45	2	6	4	5	4	0	0	0	0	0	0	0	0	21
15:00	1	0	4	5	0	0	0	0	0	0	0	0	0	7
15:15	2	0	4	3	1	1	0	0	0	0	0	0	0	11
15:30	0	4	7	6	1	0	0	0	0	0	0	0	0	18
15:45	0	0	2	3	0	0	0	0	0	0	0	0	0	5
16:00	0	2	4	2	0	0	0	0	0	0	0	0	0	8
16:15	1	0	1	0	0	0	0	0	0	0	0	0	0	2
16:30	2	1	3	5	4	1	0	0	0	0	0	0	0	16
16:45	1	0	2	2	1	0	0	0	0	0	0	0	0	6
17:00	2	2	1	3	0	0	0	0	0	0	0	0	0	8
17:15	1	0	7	8	1	0	0	0	0	0	0	0	0	17
17:30	1	1	7	5	2	1	0	0	0	0	0	0	0	17
17:45	0	1	1	5	2	0	0	0	0	0	0	0	0	9
18:00	0	2	3	3	0	0	0	0	0	0	0	0	0	8
18:15	1	1	4	5	2	0	0	0	0	0	0	0	0	13
18:30	1	2	3	3	1	0	0	0	0	0	0	0	0	9
18:45	0	1	3	3	1	0	0	0	0	0	0	0	0	8
19:00	0	2	4	1	0	0	0	0	0	0	0	0	0	4
19:15	1	1	2	1	2	0	0	0	0	0	0	0	0	7
19:30	1	4	3	1	0	0	0	0	0	0	0	0	0	9
19:45	1	3	4	1	1	0	0	0	0	0	0	0	0	10
20:00	0	1	2	0	0	0	0	0	0	0	0	0	0	3
20:15	1	2	1	4	1	0	0	0	0	0	0	0	0	9
20:30	0	5	5	5	3	1	0	0	0	0	0	0	0	11
20:45	0	4	3	1	0	0	0	0	0	0	0	0	0	8
21:00	1	1	1	5	2	0	0	0	0	0	0	0	0	10
21:15	0	1	2	3	1	0	0	0	0	0	0	0	0	7
21:30	0	0	0	0	1	0	0	0	0	0	0	0	0	1
21:45	1	1	0	2	0	0	0	0	0	0	0	0	0	4
22:00	0	0	1	0	1	0	0	0	0	0	0	0	0	2
22:15	0	1	0	2	1	0	0	0	0	0	0	0	0	4
22:30	0	0	0	0	0	0	0	0	0	0	0	0	0	0
22:45	0	0	1	0	1	0	0	0	0	0	0	0	0	2
23:00	0	0	1	0	0	0	0	0	0	0	0	0	0	1
23:15	0	0	0	0	0	0	0	0	0	0	0	0	0	0
23:30	0	0	0	0	2	0	0	0	0	0	0	0	0	2
23:45	0	0	0	0	1	0	0	0	0	0	0	0	0	1
<b>Totals</b>	<b>35</b>	<b>74</b>	<b>166</b>	<b>183</b>	<b>83</b>	<b>5</b>								<b>546</b>
<b>% of Totals</b>	<b>6%</b>	<b>14%</b>	<b>30%</b>	<b>34%</b>	<b>15%</b>	<b>1%</b>								<b>100%</b>
<b>AM Volumes</b>	8	19	51	63	27	1	0	0	0	0	0	0	0	170
<b>% AM</b>	2%	3%	9%	12%	5%	0%								31%
<b>AM Peak Hour</b>	05:15	09:45	08:00	07:30	08:00	09:45								08:00
<b>Volume</b>	3	7	16	19	9	1								43
<b>PM Volumes</b>	26	55	113	120	56	4	0	0	0	0	0	0	0	370
<b>% PM</b>	5%	10%	21%	22%	10%	1%								69%
<b>PM Peak Hour</b>	14:30	20:00	15:15	17:00	12:15	16:30								16:45
<b>Volume</b>	7	12	17	21	10	2								57
<b>Directional Peak Periods</b>	<b>AM 7-9</b>			<b>NOON 12-2</b>			<b>PM 4-6</b>			<b>Off Peak Volumes</b>				
<b>All Classes</b>	Volume	%	Volume	%	Volume	%	Volume	%	Volume	%	Volume	%		
	76	14%	68	12%	89	16%	313	57%						

Street Name	Direction	15th	50th	Average	85th	95th	ADT
SW 88th Ave	Summary	18	25	24	30	34	546

# SPEED

## SW 88th Ave S/O SW 57th St

Day: Wednesday

Date: 5/17/2023

City: Cooper City

Project #: FL23\_140259\_032n

### North Bound

Time	< 15	15 - 19	20 - 24	25 - 29	30 - 34	35 - 39	40 - 44	45 - 49	50 - 54	55 - 59	60 - 64	65 - 69	70 +	Total
00:00 AM	0	0	0	0	0	0	0	0	0	0	0	0	0	0
01:00	0	0	0	0	0	0	0	0	0	0	0	0	0	0
02:00	0	0	1	0	0	0	0	0	0	0	0	0	0	1
03:00	0	1	0	0	0	0	0	0	0	0	0	0	0	1
04:00	0	0	1	0	0	0	0	0	0	0	0	0	0	1
05:00	0	0	0	0	0	0	0	0	0	0	0	0	0	0
06:00	1	0	0	1	0	0	0	0	0	0	0	0	0	2
07:00	1	1	1	4	3	0	0	0	0	0	0	0	0	10
08:00	0	1	8	9	5	0	0	0	0	0	0	0	0	23
09:00	1	1	1	4	2	0	0	0	0	0	0	0	0	9
10:00	0	3	4	2	2	0	0	0	0	0	0	0	0	11
11:00	0	3	8	4	2	0	0	0	0	0	0	0	0	17
12:00 PM	0	1	6	2	3	0	0	0	0	0	0	0	0	12
13:00	0	0	2	5	8	0	0	0	0	0	0	0	0	15
14:00	3	4	4	2	3	0	0	0	0	0	0	0	0	16
15:00	2	1	6	8	1	1	0	0	0	0	0	0	0	19
16:00	0	2	5	5	2	1	0	0	0	0	0	0	0	15
17:00	2	1	5	10	3	2	0	0	0	0	0	0	0	23
18:00	1	0	5	7	2	0	0	0	0	0	0	0	0	15
19:00	2	1	3	3	1	0	0	0	0	0	0	0	0	10
20:00	1	3	7	3	0	0	0	0	0	0	0	0	0	14
21:00	1	2	1	5	3	0	0	0	0	0	0	0	0	12
22:00	0	0	1	1	2	0	0	0	0	0	0	0	0	4
23:00	0	0	1	0	3	0	0	0	0	0	0	0	0	4
<b>Totals</b>	<b>15</b>	<b>25</b>	<b>70</b>	<b>75</b>	<b>45</b>	<b>4</b>								<b>234</b>
<b>% of Totals</b>	<b>6%</b>	<b>11%</b>	<b>30%</b>	<b>32%</b>	<b>19%</b>	<b>2%</b>								<b>100%</b>

<b>AM Volumes</b>	3	10	24	24	14	0	0	0	0	0	0	0	0	75
<b>% AM</b>	1%	4%	10%	10%	6%									32%
<b>AM Peak Hour</b>	06:00	10:00	08:00	08:00	08:00									08:00
<b>Volume</b>	1	3	8	9	5									23
<b>PM Volumes</b>	12	15	46	51	31	4	0	0	0	0	0	0	0	159
<b>% PM</b>	5%	6%	20%	22%	13%	2%								68%
<b>PM Peak Hour</b>	14:00	14:00	20:00	17:00	13:00	17:00								17:00
<b>Volume</b>	3	4	7	10	8	2								23

Directional Peak Periods All Speeds	AM 7-9		NOON 12-2		PM 4-6		Off Peak Volumes	
	Volume	%	Volume	%	Volume	%	Volume	%
	33	↔ 14%	27	↔ 12%	38	↔ 16%	136	↔ 58%

Street Name	Direction	Percentiles					ADT
		15th	50th	Average	85th	95th	
SW 88th Ave	North Bound	19	25	25	32	34	234
SW 88th Ave	South Bound	18	25	24	30	33	312



# SPEED

SW 88th Ave S/O SW 57th St

Day: Wednesday

Date: 5/17/2023

City: Cooper City

Project #: FL23\_140259\_032s

## South Bound

Time	< 15	15 - 19	20 - 24	25 - 29	30 - 34	35 - 39	40 - 44	45 - 49	50 - 54	55 - 59	60 - 64	65 - 69	70 +	Total
00:00 AM	0	0	1	0	0	0	0	0	0	0	0	0	0	1
01:00	0	0	0	0	0	0	0	0	0	0	0	0	0	0
02:00	0	0	0	2	0	0	0	0	0	0	0	0	0	2
03:00	0	0	1	0	0	0	0	0	0	0	0	0	0	1
04:00	0	0	2	0	0	0	0	0	0	0	0	0	0	2
05:00	0	0	1	0	0	0	0	0	0	0	0	0	0	1
06:00	2	0	1	3	2	0	0	0	0	0	0	0	0	8
07:00	1	1	6	11	4	0	0	0	0	0	0	0	0	23
08:00	0	1	8	7	4	0	0	0	0	0	0	0	0	20
09:00	0	3	1	6	0	0	0	0	0	0	0	0	0	10
10:00	3	3	6	3	2	1	0	0	0	0	0	0	0	18
11:00	0	1	0	7	1	0	0	0	0	0	0	0	0	9
12:00 PM	0	3	6	9	5	0	0	0	0	0	0	0	0	23
13:00	1	0	7	8	2	0	0	0	0	0	0	0	0	18
14:00	3	6	11	7	2	0	0	0	0	0	0	0	0	29
15:00	1	3	8	9	1	0	0	0	0	0	0	0	0	22
16:00	4	1	5	9	4	0	0	0	0	0	0	0	0	23
17:00	2	3	11	11	1	0	0	0	0	0	0	0	0	28
18:00	1	4	7	7	4	0	0	0	0	0	0	0	0	23
19:00	1	9	7	1	2	0	0	0	0	0	0	0	0	20
20:00	0	9	4	2	2	0	0	0	0	0	0	0	0	17
21:00	1	1	2	5	1	0	0	0	0	0	0	0	0	10
22:00	0	1	1	1	1	0	0	0	0	0	0	0	0	4
23:00	0	0	0	0	0	0	0	0	0	0	0	0	0	0
<b>Totals</b>	<b>20</b>	<b>49</b>	<b>96</b>	<b>108</b>	<b>38</b>	<b>1</b>								<b>312</b>
<b>% of Totals</b>	<b>6%</b>	<b>16%</b>	<b>31%</b>	<b>35%</b>	<b>12%</b>	<b>0%</b>								<b>100%</b>

<b>AM Volumes</b>	6	9	27	39	13	1	0	0	0	0	0	0	0	95
<b>% AM</b>	2%	3%	9%	13%	4%	0%								30%
<b>AM Peak Hour</b>	10:00	09:00	08:00	07:00	07:00	10:00								07:00
<b>Volume</b>	3	3	8	11	4	1								23
<b>PM Volumes</b>	14	40	69	69	25	0	0	0	0	0	0	0	0	217
<b>% PM</b>	4%	13%	22%	22%	8%									70%
<b>PM Peak Hour</b>	16:00	19:00	14:00	17:00	12:00									14:00
<b>Volume</b>	4	9	11	11	5									29

Directional Peak Periods All Speeds	AM 7-9		NOON 12-2		PM 4-6		Off Peak Volumes	
	Volume	%	Volume	%	Volume	%	Volume	%
	43	↔ 14%	41	↔ 13%	51	↔ 16%	177	↔ 57%

Street Name	Direction	Percentiles					ADT
		15th	50th	Average	85th	95th	
SW 88th Ave	North Bound	19	25	25	32	34	234
SW 88th Ave	South Bound	18	25	24	30	33	312

# SPEED

SW 88th Ave S/O SW 57th St

Day: Wednesday

Date: 5/17/2023

City: Cooper City

Project #: FL23\_140259\_032

## Summary

Time	< 15	15 - 19	20 - 24	25 - 29	30 - 34	35 - 39	40 - 44	45 - 49	50 - 54	55 - 59	60 - 64	65 - 69	70 +	Total
00:00 AM	0	0	1	0	0	0	0	0	0	0	0	0	0	1
01:00	0	0	0	0	0	0	0	0	0	0	0	0	0	0
02:00	0	0	1	2	0	0	0	0	0	0	0	0	0	3
03:00	0	1	1	0	0	0	0	0	0	0	0	0	0	2
04:00	0	0	3	0	0	0	0	0	0	0	0	0	0	3
05:00	0	0	1	0	0	0	0	0	0	0	0	0	0	1
06:00	3	0	1	4	2	0	0	0	0	0	0	0	0	10
07:00	2	2	7	15	7	0	0	0	0	0	0	0	0	33
08:00	0	2	16	16	9	0	0	0	0	0	0	0	0	43
09:00	1	4	2	10	2	0	0	0	0	0	0	0	0	19
10:00	3	6	10	5	4	1	0	0	0	0	0	0	0	29
11:00	0	4	8	11	3	0	0	0	0	0	0	0	0	26
12:00 PM	0	4	12	11	8	0	0	0	0	0	0	0	0	35
13:00	1	0	9	13	10	0	0	0	0	0	0	0	0	33
14:00	6	10	15	9	5	0	0	0	0	0	0	0	0	45
15:00	3	4	14	17	2	1	0	0	0	0	0	0	0	41
16:00	4	3	10	14	6	1	0	0	0	0	0	0	0	38
17:00	4	4	16	21	4	2	0	0	0	0	0	0	0	51
18:00	2	4	12	14	6	0	0	0	0	0	0	0	0	38
19:00	3	10	10	4	3	0	0	0	0	0	0	0	0	30
20:00	1	12	11	5	2	0	0	0	0	0	0	0	0	31
21:00	2	3	3	10	4	0	0	0	0	0	0	0	0	22
22:00	0	1	2	2	3	0	0	0	0	0	0	0	0	8
23:00	0	0	1	0	3	0	0	0	0	0	0	0	0	4
<b>Totals</b>	<b>35</b>	<b>74</b>	<b>166</b>	<b>183</b>	<b>83</b>	<b>5</b>								<b>546</b>
<b>% of Totals</b>	<b>6%</b>	<b>14%</b>	<b>30%</b>	<b>34%</b>	<b>15%</b>	<b>1%</b>								<b>100%</b>

<b>AM Volumes</b>	9	19	51	63	27	1	0	0	0	0	0	0	0	170
<b>% AM</b>	2%	3%	9%	12%	5%	0%								31%
<b>AM Peak Hour</b>	06:00	10:00	08:00	08:00	08:00	10:00								08:00
<b>Volume</b>	3	6	16	16	9	1								43
<b>PM Volumes</b>	26	55	115	120	56	4	0	0	0	0	0	0	0	376
<b>% PM</b>	5%	10%	21%	22%	10%	1%								69%
<b>PM Peak Hour</b>	14:00	20:00	17:00	17:00	13:00	17:00								17:00
<b>Volume</b>	6	12	16	21	10	2								51

Directional Peak Periods All Speeds	AM 7-9		NOON 12-2		PM 4-6		Off Peak Volumes	
	Volume	%	Volume	%	Volume	%	Volume	%
	76	↔ 14%	68	↔ 12%	89	↔ 16%	313	↔ 57%

Street Name	Direction	Percentiles					ADT
		15th	50th	Average	85th	95th	
SW 88th Ave	Summary	18	25	24	30	34	546

Day: Wednesday  
 Date: 5/17/2023

City: Cooper City  
 Project #: FL23\_140259\_032

DAILY TOTALS				NB		SB		EB		WB		TOTAL	
				234		312		0		0		546	
AM Period	NB	SB	EB	WB	TOTAL	PM Period	NB	SB	EB	WB	TOTAL		
00:00	0	0	0	0		12:00	1	6	0	0	7		
00:15	0	0	0	0		12:15	1	5	0	0	6		
00:30	0	0	0	0		12:30	7	6	0	0	13		
00:45	0	1	1	0	1	12:45	3	12	6	23	9	35	
01:00	0	0	0	0		13:00	4	6	0	0	10		
01:15	0	0	0	0		13:15	3	6	0	0	9		
01:30	0	0	0	0		13:30	6	3	0	0	9		
01:45	0	0	0	0		13:45	2	15	3	18	5	33	
02:00	0	0	0	0		14:00	2	4	0	0	6		
02:15	1	1	0	0	2	14:15	3	7	0	0	10		
02:30	0	0	0	0		14:30	1	7	0	0	8		
02:45	0	1	2	0	3	14:45	10	16	11	29	21	45	
03:00	1	0	0	0	1	15:00	4	3	0	0	7		
03:15	0	0	0	0		15:15	4	7	0	0	11		
03:30	0	0	0	0		15:30	8	10	0	0	18		
03:45	0	1	1	0	2	15:45	3	19	2	22	5	41	
04:00	0	1	1	0	2	16:00	4	4	0	0	8		
04:15	0	0	0	0		16:15	4	4	0	0	8		
04:30	1	1	0	0	2	16:30	5	11	0	0	16		
04:45	0	1	2	0	3	16:45	2	15	4	23	6	38	
05:00	0	1	0	0	1	17:00	3	5	0	0	8		
05:15	0	0	0	0		17:15	8	9	0	0	17		
05:30	0	0	0	0		17:30	10	7	0	0	17		
05:45	0	0	1	0	1	17:45	2	23	7	28	9	51	
06:00	1	2	0	0	3	18:00	3	5	0	0	8		
06:15	0	4	0	0	4	18:15	4	9	0	0	13		
06:30	0	1	0	0	1	18:30	4	5	0	0	9		
06:45	1	2	8	0	10	18:45	4	15	4	23	8	38	
07:00	1	3	0	0	4	19:00	2	2	0	0	4		
07:15	4	6	0	0	10	19:15	2	5	0	0	7		
07:30	5	8	0	0	13	19:30	3	6	0	0	9		
07:45	0	10	6	0	16	19:45	3	10	7	20	10	30	
08:00	4	6	0	0	10	20:00	1	2	0	0	3		
08:15	7	1	0	0	8	20:15	5	4	0	0	9		
08:30	5	8	0	0	13	20:30	4	7	0	0	11		
08:45	7	23	5	0	35	20:45	4	14	4	17	8	31	
09:00	2	3	0	0	5	21:00	4	6	0	0	10		
09:15	2	1	0	0	3	21:15	3	4	0	0	7		
09:30	3	4	0	0	7	21:30	1	0	0	0	1		
09:45	2	9	2	0	19	21:45	4	12	0	10	4	22	
10:00	6	2	0	0	8	22:00	1	1	0	0	2		
10:15	2	4	0	0	6	22:15	2	2	0	0	4		
10:30	3	9	0	0	12	22:30	0	0	0	0	0		
10:45	0	11	3	0	14	22:45	1	4	0	4	2	8	
11:00	5	4	0	0	9	23:00	1	0	0	0	1		
11:15	6	1	0	0	7	23:15	0	0	0	0	0		
11:30	2	0	0	0	2	23:30	2	0	0	0	2		
11:45	4	17	4	0	26	23:45	1	4	0	0	1	4	
<b>TOTALS</b>	<b>75</b>	<b>95</b>			<b>170</b>	<b>TOTALS</b>	<b>159</b>	<b>217</b>			<b>376</b>		
<b>SPLIT %</b>	<b>44.1%</b>	<b>55.9%</b>			<b>31.1%</b>	<b>SPLIT %</b>	<b>42.3%</b>	<b>57.7%</b>			<b>68.9%</b>		
DAILY TOTALS				NB		SB		EB		WB		Total	
				234		312		0		0		546	
AM Peak Hour	08:00	07:15	08:00			PM Peak Hour	14:45	14:45			14:45	14:45	
AM Pk Volume	23	26	43			PM Pk Volume	26	31			57	57	
Pk Hr Factor	0.821	0.813	0.827			Pk Hr Factor	0.650	0.705			0.679	0.679	
7 - 9 Volume	33	43	0	0	76	4 - 6 Volume	38	51	0	0	89	89	
7 - 9 Peak Hour	08:00	07:15	08:00			4 - 6 Peak Hour	16:45	16:30			17:00	17:00	
7 - 9 Pk Volume	23	26	43			4 - 6 Pk Volume	23	29	0	0	51	51	
Pk Hr Factor	0.821	0.813	0.827			Pk Hr Factor	0.575	0.659	0.590	0.590	0.750	0.750	



Time	< 15	15 - 19	20 - 24	25 - 29	30 - 34	35 - 39	40 - 44	45 - 49	50 - 54	55 - 59	60 - 64	65 - 69	70 +	Total
00:00 AM	0	0	0	0	0	0	0	0	0	0	0	0	0	0
00:15	0	0	0	0	0	0	0	0	0	0	0	0	0	0
00:30	0	0	0	0	0	0	0	0	0	0	0	0	0	0
00:45	0	0	0	0	0	0	0	0	0	0	0	0	0	0
01:00	0	0	0	0	0	0	0	0	0	0	0	0	0	0
01:15	0	0	0	1	0	0	0	0	0	0	0	0	0	1
01:30	0	0	0	0	0	0	0	0	0	0	0	0	0	0
01:45	0	0	0	0	0	0	0	0	0	0	0	0	0	0
02:00	0	0	0	0	0	0	0	0	0	0	0	0	0	0
02:15	0	0	0	0	0	0	0	0	0	0	0	0	0	0
02:30	0	0	0	0	0	0	0	0	0	0	0	0	0	0
02:45	0	0	0	0	0	0	0	0	0	0	0	0	0	0
03:00	0	0	0	0	0	0	0	0	0	0	0	0	0	0
03:15	0	0	0	0	0	0	0	0	0	0	0	0	0	0
03:30	0	0	0	0	0	0	0	0	0	0	0	0	0	0
03:45	0	0	0	0	0	0	0	0	0	0	0	0	0	0
04:00	0	0	0	0	0	0	0	0	0	0	0	0	0	0
04:15	0	0	0	0	0	0	0	0	0	0	0	0	0	0
04:30	0	0	0	0	0	0	0	0	0	0	0	0	0	0
04:45	0	0	0	0	1	0	0	0	0	0	0	0	0	1
05:00	0	0	0	0	0	0	0	0	0	0	0	0	0	0
05:15	0	0	0	0	0	0	0	0	0	0	0	0	0	0
05:30	0	0	0	0	0	0	0	0	0	0	0	0	0	0
05:45	0	0	0	0	0	0	0	0	0	0	0	0	0	0
06:00	1	0	1	0	0	0	0	0	0	0	0	0	0	2
06:15	0	0	0	0	0	0	0	0	0	0	0	0	0	0
06:30	0	0	0	0	0	0	0	0	0	0	0	0	0	0
06:45	0	0	0	0	0	0	0	0	0	0	0	0	0	0
07:00	0	0	0	1	1	0	0	0	0	0	0	0	0	2
07:15	1	0	2	0	0	0	0	0	0	0	0	0	0	3
07:30	2	0	0	4	1	2	0	0	0	0	0	0	0	9
07:45	1	0	0	2	1	0	0	0	0	0	0	0	0	4
08:00	0	0	0	0	0	0	0	0	0	0	0	0	0	0
08:15	0	0	1	2	1	0	0	0	0	0	0	0	0	4
08:30	0	0	2	1	1	0	0	0	0	0	0	0	0	4
08:45	0	0	2	2	0	1	0	0	0	0	0	0	0	5
09:00	1	0	2	0	1	0	0	0	0	0	0	0	0	4
09:15	0	0	1	0	1	0	0	0	0	0	0	0	0	2
09:30	0	0	1	1	0	0	0	0	0	0	0	0	0	2
09:45	0	1	1	3	1	0	0	0	0	0	0	0	0	6
10:00	0	0	1	0	0	0	0	0	0	0	0	0	0	1
10:15	0	1	0	1	0	0	0	0	0	0	0	0	0	2
10:30	0	0	2	2	0	0	0	0	0	0	0	0	0	4
10:45	1	0	1	3	0	0	0	0	0	0	0	0	0	5
11:00	0	0	0	2	1	0	0	0	0	0	0	0	0	3
11:15	1	0	1	1	0	0	0	0	0	0	0	0	0	3
11:30	0	0	1	1	1	0	0	0	0	0	0	0	0	3
11:45	0	0	0	0	0	0	0	0	0	0	0	0	0	0
12:00 PM	0	0	1	1	0	0	0	0	0	0	0	0	0	2
12:15	0	0	1	1	1	0	0	0	0	0	0	0	0	3
12:30	0	0	2	2	0	0	0	0	0	0	0	0	0	4
12:45	0	0	0	2	2	1	0	0	0	0	0	0	0	5
13:00	1	1	0	1	0	0	0	0	0	0	0	0	0	3
13:15	1	0	0	1	0	0	0	0	0	0	0	0	0	2
13:30	1	1	3	1	0	1	0	0	0	0	0	0	0	6
13:45	0	0	2	1	0	0	0	0	0	0	0	0	0	3
14:00	0	0	0	1	2	0	0	0	0	0	0	0	0	3
14:15	0	0	1	1	2	0	0	0	0	0	0	0	0	4
14:30	0	1	2	2	0	0	0	0	0	0	0	0	0	5
14:45	0	0	0	3	0	0	0	0	0	0	0	0	0	3
15:00	1	1	0	2	0	0	0	0	0	0	0	0	0	4
15:15	0	0	1	2	2	0	0	0	0	0	0	0	0	5
15:30	1	2	1	5	5	0	0	0	0	0	0	0	0	14
15:45	0	0	1	1	1	1	0	0	0	0	0	0	0	4
16:00	1	0	0	3	1	0	0	0	0	0	0	0	0	5
16:15	1	1	1	1	0	0	0	0	0	0	0	0	0	4
16:30	0	0	1	0	2	0	0	0	0	0	0	0	0	3
16:45	0	0	2	1	0	0	0	0	0	0	0	0	0	3
17:00	0	0	1	1	0	0	0	0	0	0	0	0	0	2
17:15	1	0	2	0	1	0	0	0	0	0	0	0	0	4
17:30	0	1	2	1	2	0	0	0	0	0	0	0	0	6
17:45	1	0	1	0	0	1	0	0	0	0	0	0	0	4
18:00	1	0	2	3	0	0	0	0	0	0	0	0	0	6
18:15	0	0	0	0	0	0	0	0	0	0	0	0	0	0
18:30	1	0	1	3	0	0	0	0	0	0	0	0	0	5
18:45	0	0	2	0	0	0	0	0	0	0	0	0	0	2
19:00	1	1	0	0	1	0	0	0	0	0	0	0	0	4
19:15	0	0	1	0	0	0	0	0	0	0	0	0	0	1
19:30	0	2	0	1	0	0	0	0	0	0	0	0	0	3
19:45	0	0	3	1	1	0	0	0	0	0	0	0	0	5
20:00	0	0	1	1	0	0	0	0	0	0	0	0	0	2
20:15	0	0	0	0	1	0	0	0	0	0	0	0	0	1
20:30	1	0	1	4	14	15	21	30	17	0	0	0	0	61
20:45	0	0	1	0	0	0	0	0	0	0	0	0	0	1
21:00	0	0	2	0	0	0	0	0	0	0	0	0	0	2
21:15	1	0	1	1	0	0	0	0	0	0	0	0	0	3
21:30	0	0	1	0	0	0	0	0	0	0	0	0	0	1
21:45	0	0	1	1	0	0	0	0	0	0	0	0	0	2
22:00	0	0	1	1	0	0	0	0	0	0	0	0	0	2
22:15	0	0	0	0	0	2	0	0	0	0	0	0	0	2
22:30	0	0	1	1	0	0	0	0	0	0	0	0	0	2
22:45	0	1	1	0	0	0	0	0	0	0	0	0	0	2
23:00	0	0	0	1	0	0	0	0	0	0	0	0	0	1
23:15	0	0	0	0	0	0	0	0	0	0	0	0	0	0
23:30	0	0	0	0	0	0	0	0	0	0	0	0	0	0
23:45	0	0	1	0	0	0	0	0	0	0	0	0	0	1
Totals	22	14	62	75	38	7	1							219
% of Totals	10%	6%	28%	34%	17%	3%	0%							100%

Direction	Volume	%	Direction	Volume	%	Direction	Volume	%	Direction	Volume	%	
AM Volumes	8	3%	NOON 12-2	3	1%	PM 4-6	0	0%	Off Peak Volumes	0	0%	
% AM	4%	1%	% NOON	1%	1%	% PM	0%	0%	% Off Peak	0%	0%	
AM Peak Hour	07:00 - 09:30	08:15 - 07:30	09:00 - 06:45	07:00	07:00							
Volume	4	2	3	4	2							
PM Volumes	14	6%	NOON 12-2	26	12%	PM 4-6	31	14%	Off Peak Volumes	131	60%	
% PM	6%	5%	% NOON	12%	12%	% PM	14%	14%	% Off Peak	60%	60%	
PM Peak Hour	12:45 - 14:45	16:45 - 14:45	17:00 - 17:00	15:45 - 21:30	17:00							
Volume	4	3	3	12	9							
Directional Peak Periods	AM 7-9		NOON 12-2		PM 4-6		Off Peak Volumes					
All Classes	Volume	%	Volume	%	Volume	%	Volume	%				
	31	14%	26	12%	31	14%	131	60%				

Street Name	Direction	15th	50th	Average	85th	95th	ADT
SW 88th Ave	North Bound	19	26	25	32	35	219
SW 88th Ave	South Bound	18	26	24	30	34	303

SPEED

SW 88th Ave S/O SW 57th St

Day: Thursday  
Date: 5/18/2023

City: Cooper City  
Project #: FL23\_140259\_032s

South Bound

Table with columns: Time, < 15, 15 - 19, 20 - 24, 25 - 29, 30 - 34, 35 - 39, 40 - 44, 45 - 49, 50 - 54, 55 - 59, 60 - 64, 65 - 69, 70 +, Total. Rows list times from 00:00 AM to 23:45.

Summary table with columns: Directional Peak Periods (AM 7-9, NOON 12-2, PM 4-6, Off Peak Volumes), Volume, and %.

Table with columns: Street Name, Direction, 15th, 50th, Average, 85th, 95th, ADT. Rows for SW 88th Ave North and South Bound.

Summary

Time	< 15	15 - 19	20 - 24	25 - 29	30 - 34	35 - 39	40 - 44	45 - 49	50 - 54	55 - 59	60 - 64	65 - 69	70 +	Total
00:00 AM	0	0	0	0	0	0	0	0	0	0	0	0	0	0
00:15	0	0	0	0	0	0	0	0	0	0	0	0	0	0
00:30	0	0	0	0	0	0	0	0	0	0	0	0	0	0
00:45	0	0	0	0	0	0	0	0	0	0	0	0	0	0
01:00	0	0	0	0	0	0	0	0	0	0	0	0	0	0
01:15	0	0	0	1	0	0	0	0	0	0	0	0	0	1
01:30	0	0	1	0	0	0	0	0	0	0	0	0	0	1
01:45	0	0	0	0	0	0	0	0	0	0	0	0	0	0
02:00	0	0	0	0	0	0	0	0	0	0	0	0	0	0
02:15	0	0	0	0	0	0	0	0	0	0	0	0	0	0
02:30	0	0	0	0	0	0	0	0	0	0	0	0	0	0
02:45	0	0	0	0	0	0	0	0	0	0	0	0	0	0
03:00	0	0	0	0	0	0	0	0	0	0	0	0	0	0
03:15	0	0	0	0	0	0	0	0	0	0	0	0	0	0
03:30	0	0	0	0	0	0	0	0	0	0	0	0	0	0
03:45	0	0	0	0	0	0	0	0	0	0	0	0	0	0
04:00	0	0	1	0	0	0	0	0	0	0	0	0	0	1
04:15	0	0	0	0	0	0	0	0	0	0	0	0	0	0
04:30	0	0	0	0	0	0	0	0	0	0	0	0	0	0
04:45	0	0	2	1	1	1	0	0	0	0	0	0	0	5
05:00	0	0	0	0	0	0	0	0	0	0	0	0	0	0
05:15	0	0	0	0	0	0	0	0	0	0	0	0	0	0
05:30	0	0	0	0	0	0	0	0	0	0	0	0	0	0
05:45	0	0	0	0	0	0	0	0	0	0	0	0	0	0
06:00	2	0	1	1	1	0	0	0	0	0	0	0	0	5
06:15	1	1	0	2	0	0	0	0	0	0	0	0	0	4
06:30	0	0	0	0	0	0	0	0	0	0	0	0	0	0
06:45	0	2	0	1	0	0	0	0	0	0	0	0	0	3
07:00	0	1	0	4	2	0	0	0	0	0	0	0	0	7
07:15	2	0	4	2	1	0	0	0	0	0	0	0	0	9
07:30	3	0	2	8	3	2	0	0	0	0	0	0	0	18
07:45	1	1	0	4	2	0	0	0	0	0	0	0	0	8
08:00	0	0	2	2	1	0	0	0	0	0	0	0	0	5
08:15	1	0	3	4	1	0	0	0	0	0	0	0	0	9
08:30	0	0	5	3	3	0	0	0	0	0	0	0	0	11
08:45	0	0	4	7	0	2	0	0	0	0	0	0	0	13
09:00	1	0	4	3	1	0	0	0	0	0	0	0	0	9
09:15	0	0	1	0	3	0	0	0	0	0	0	0	0	4
09:30	0	0	1	1	1	0	0	0	0	0	0	0	0	4
09:45	0	1	2	6	1	0	0	0	0	0	0	0	0	10
10:00	0	1	2	3	1	0	0	0	0	0	0	0	0	7
10:15	1	2	1	6	0	0	0	0	0	0	0	0	0	10
10:30	0	0	2	5	1	0	0	0	0	0	0	0	0	8
10:45	1	0	2	4	0	0	0	0	0	0	0	0	0	7
11:00	0	0	0	3	2	0	0	0	0	0	0	0	0	5
11:15	2	0	3	2	0	0	0	0	0	0	0	0	0	7
11:30	0	1	1	3	1	0	0	0	0	0	0	0	0	6
11:45	0	1	1	3	1	0	0	0	0	0	0	0	0	6
12:00 PM	0	0	1	2	0	0	0	0	0	0	0	0	0	4
12:15	0	0	2	3	1	0	0	0	0	0	0	0	0	6
12:30	0	0	2	2	0	0	0	0	0	0	0	0	0	4
12:45	0	0	1	6	2	1	0	0	0	0	0	0	0	10
13:00	2	1	0	2	2	1	0	0	0	0	0	0	0	8
13:15	1	0	2	1	0	0	0	0	0	0	0	0	0	4
13:30	1	2	2	2	2	0	0	0	0	0	0	0	0	8
13:45	0	0	2	2	0	0	0	0	0	0	0	0	0	4
14:00	0	1	2	2	3	0	0	0	0	0	0	0	0	8
14:15	0	1	2	5	2	0	0	0	0	0	0	0	0	10
14:30	0	1	3	6	0	0	0	0	0	0	0	0	0	10
14:45	3	0	4	6	1	0	0	0	0	0	0	0	0	14
15:00	1	4	4	11	4	0	1	0	0	0	0	0	0	11
15:15	2	0	2	3	4	0	0	0	0	0	0	0	0	11
15:30	2	4	5	12	7	0	0	0	0	0	0	0	0	30
15:45	0	0	3	4	1	2	0	0	0	0	0	0	0	10
16:00	1	1	0	7	3	0	0	0	0	0	0	0	0	12
16:15	3	3	2	3	1	0	0	0	0	0	0	0	0	10
16:30	0	1	1	3	2	0	0	0	0	0	0	0	0	7
16:45	0	0	3	1	0	0	0	0	0	0	0	0	0	4
17:00	0	0	3	3	0	0	0	0	0	0	0	0	0	6
17:15	1	1	3	1	1	0	0	0	0	0	0	0	0	7
17:30	0	2	6	2	3	0	0	0	0	0	0	0	0	13
17:45	1	0	2	4	1	0	1	0	0	0	0	0	0	8
18:00	2	1	2	4	3	0	0	0	0	0	0	0	0	12
18:15	0	2	3	2	1	0	0	0	0	0	0	0	0	8
18:30	2	1	6	5	0	0	0	0	0	0	0	0	0	14
18:45	0	1	5	0	1	0	0	0	0	0	0	0	0	7
19:00	2	2	2	2	1	0	0	0	0	0	0	0	0	8
19:15	2	0	3	1	0	0	0	0	0	0	0	0	0	5
19:30	0	3	0	2	0	0	0	0	0	0	0	0	0	5
19:45	0	0	3	2	1	0	0	0	0	0	0	0	0	6
20:00	1	0	1	2	0	0	0	0	0	0	0	0	0	4
20:15	1	0	0	1	1	0	0	0	0	0	0	0	0	3
20:30	1	1	3	9	1	0	0	0	0	0	0	0	0	16
20:45	0	0	1	1	0	0	0	0	0	0	0	0	0	2
21:00	1	0	3	0	0	0	0	0	0	0	0	0	0	4
21:15	1	0	1	1	0	0	0	0	0	0	0	0	0	3
21:30	0	0	1	0	0	1	0	0	0	0	0	0	0	2
21:45	0	1	1	3	1	0	0	0	0	0	0	0	0	6
22:00	0	1	1	1	1	0	0	0	0	0	0	0	0	4
22:15	0	0	0	2	0	2	0	0	0	0	0	0	0	4
22:30	1	1	2	2	0	0	0	0	0	0	0	0	0	6
22:45	0	1	1	1	1	0	0	0	0	0	0	0	0	4
23:00	0	0	1	2	0	0	0	0	0	0	0	0	0	3
23:15	0	1	0	0	0	0	0	0	0	0	0	0	0	1
23:30	0	0	0	0	0	0	0	0	0	0	0	0	0	0
23:45	0	0	1	0	0	0	0	0	0	0	0	0	0	1
<b>Totals</b>	<b>46</b>	<b>49</b>	<b>140</b>	<b>158</b>	<b>74</b>	<b>14</b>	<b>1</b>							<b>522</b>
% of Totals	9%	9%	27%	30%	14%	3%	0%							100%

AM Peak Hour	07:00	06:15	08:15	09:45	07:00	08:45								
AM Volumes	15	13	45	70	27	6	0	0	0	0	0	0	0	183
% AM	3%	2%	9%	15%	5%	1%								35%
PM Peak Hour	07:00	06:15	08:15	09:45	07:00	08:45								07:00
PM Volumes	6	4	14	23	8	3								42
% PM	6%	7%	18%	23%	9%	2%								65%
NOON 12-2	15:45	18:00	15:45	15:00	17:00									16:45
NOON Volumes	8	8	16	15	11									66
Directional Peak Periods	AM 7-9		NOON 12-2		PM 4-6		Off Peak Volumes							
All Classes	Volume	%	Volume	%	Volume	%	Volume	%						
	80	15%	48	9%	68	13%	326	62%						

Street Name	Direction	15th	50th	Average	85th	95th	ADT
SW 88th Ave	Summary	18	26	25	31	34	522

# SPEED

SW 88th Ave S/O SW 57th St

Day: Thursday  
Date: 5/18/2023

City: Cooper City  
Project #: FL23\_140259\_032n

## North Bound

Time	< 15	15 - 19	20 - 24	25 - 29	30 - 34	35 - 39	40 - 44	45 - 49	50 - 54	55 - 59	60 - 64	65 - 69	70 +	Total
00:00 AM	0	0	0	0	0	0	0	0	0	0	0	0	0	0
01:00	0	0	0	1	0	0	0	0	0	0	0	0	0	1
02:00	0	0	0	0	0	0	0	0	0	0	0	0	0	0
03:00	0	0	0	0	0	0	0	0	0	0	0	0	0	0
04:00	0	0	0	0	1	0	0	0	0	0	0	0	0	1
05:00	0	0	0	0	0	0	0	0	0	0	0	0	0	0
06:00	1	0	1	0	0	0	0	0	0	0	0	0	0	2
07:00	4	0	2	7	3	2	0	0	0	0	0	0	0	18
08:00	0	0	5	5	2	1	0	0	0	0	0	0	0	13
09:00	1	1	4	4	4	0	0	0	0	0	0	0	0	14
10:00	1	1	4	6	0	0	0	0	0	0	0	0	0	12
11:00	1	0	2	4	2	0	0	0	0	0	0	0	0	9
12:00 PM	0	0	4	6	3	1	0	0	0	0	0	0	0	14
13:00	3	2	3	3	1	0	0	0	0	0	0	0	0	12
14:00	0	1	3	7	4	0	0	0	0	0	0	0	0	15
15:00	2	3	3	10	8	1	0	0	0	0	0	0	0	27
16:00	2	1	4	4	4	0	0	0	0	0	0	0	0	15
17:00	2	1	6	3	3	0	1	0	0	0	0	0	0	16
18:00	2	0	5	6	0	0	0	0	0	0	0	0	0	13
19:00	1	3	4	3	2	0	0	0	0	0	0	0	0	13
20:00	1	0	3	1	1	0	0	0	0	0	0	0	0	6
21:00	1	0	5	2	0	0	0	0	0	0	0	0	0	8
22:00	0	1	3	2	0	2	0	0	0	0	0	0	0	8
23:00	0	0	1	1	0	0	0	0	0	0	0	0	0	2
<b>Totals</b>	<b>22</b>	<b>14</b>	<b>62</b>	<b>75</b>	<b>38</b>	<b>7</b>	<b>1</b>							<b>219</b>
<b>% of Totals</b>	<b>10%</b>	<b>6%</b>	<b>28%</b>	<b>34%</b>	<b>17%</b>	<b>3%</b>	<b>0%</b>							<b>100%</b>

<b>AM Volumes</b>	8	2	18	27	12	3	0	0	0	0	0	0	0	70
<b>% AM</b>	4%	1%	8%	12%	5%	1%								32%
<b>AM Peak Hour</b>	07:00	09:00	08:00	07:00	09:00	07:00								07:00
<b>Volume</b>	4	1	5	7	4	2								18
<b>PM Volumes</b>	14	12	44	48	26	4	1	0	0	0	0	0	0	149
<b>% PM</b>	6%	5%	20%	22%	12%	2%	0%							68%
<b>PM Peak Hour</b>	13:00	15:00	17:00	15:00	15:00	22:00	17:00							15:00
<b>Volume</b>	3	3	6	10	8	2	1							27

Directional Peak Periods All Speeds	AM 7-9		NOON 12-2		PM 4-6		Off Peak Volumes	
	Volume	%	Volume	%	Volume	%	Volume	%
	31	↔ 14%	26	↔ 12%	31	↔ 14%	131	↔ 60%

Street Name	Direction	Percentiles					ADT
		15th	50th	Average	85th	95th	
SW 88th Ave	North Bound	19	26	25	32	35	219
SW 88th Ave	South Bound	18	26	24	30	34	303



# SPEED

SW 88th Ave S/O SW 57th St

Day: Thursday  
Date: 5/18/2023

City: Cooper City  
Project #: FL23\_140259\_032s

## South Bound

Time	< 15	15 - 19	20 - 24	25 - 29	30 - 34	35 - 39	40 - 44	45 - 49	50 - 54	55 - 59	60 - 64	65 - 69	70 +	Total
00:00 AM	0	0	0	0	0	0	0	0	0	0	0	0	0	0
01:00	0	0	1	0	0	0	0	0	0	0	0	0	0	1
02:00	0	0	0	0	0	0	0	0	0	0	0	0	0	0
03:00	0	0	0	0	0	0	0	0	0	0	0	0	0	0
04:00	0	0	3	1	0	1	0	0	0	0	0	0	0	5
05:00	0	0	0	0	0	0	0	0	0	0	0	0	0	0
06:00	2	3	0	4	1	0	0	0	0	0	0	0	0	10
07:00	2	2	4	11	5	0	0	0	0	0	0	0	0	24
08:00	1	0	9	11	3	1	0	0	0	0	0	0	0	25
09:00	0	0	4	6	2	1	0	0	0	0	0	0	0	13
10:00	1	2	3	12	2	0	0	0	0	0	0	0	0	20
11:00	1	2	3	7	2	0	0	0	0	0	0	0	0	15
12:00 PM	0	0	2	7	0	0	0	0	0	0	0	0	0	9
13:00	1	1	3	4	3	1	0	0	0	0	0	0	0	13
14:00	3	2	8	12	2	0	0	0	0	0	0	0	0	27
15:00	3	5	8	13	4	2	0	0	0	0	0	0	0	35
16:00	2	4	2	8	2	0	0	0	0	0	0	0	0	18
17:00	0	2	8	7	2	0	0	0	0	0	0	0	0	19
18:00	2	5	11	5	5	0	0	0	0	0	0	0	0	28
19:00	2	2	4	4	0	0	0	0	0	0	0	0	0	12
20:00	2	1	2	4	0	0	0	0	0	0	0	0	0	9
21:00	1	1	1	2	1	1	0	0	0	0	0	0	0	7
22:00	1	2	1	4	2	0	0	0	0	0	0	0	0	10
23:00	0	1	1	1	0	0	0	0	0	0	0	0	0	3
<b>Totals</b>	<b>24</b>	<b>35</b>	<b>78</b>	<b>123</b>	<b>36</b>	<b>7</b>								<b>303</b>
<b>% of Totals</b>	<b>8%</b>	<b>12%</b>	<b>26%</b>	<b>41%</b>	<b>12%</b>	<b>2%</b>								<b>100%</b>

<b>AM Volumes</b>	7	9	27	52	15	3	0	0	0	0	0	0	0	113
<b>% AM</b>	2%	3%	9%	17%	5%	1%								37%
<b>AM Peak Hour</b>	06:00	06:00	08:00	10:00	07:00	04:00								08:00
<b>Volume</b>	2	3	9	12	5	1								25
<b>PM Volumes</b>	17	26	51	71	21	4	0	0	0	0	0	0	0	190
<b>% PM</b>	6%	9%	17%	23%	7%	1%								63%
<b>PM Peak Hour</b>	14:00	15:00	18:00	15:00	18:00	15:00								15:00
<b>Volume</b>	3	5	11	13	5	2								35

Directional Peak Periods All Speeds	AM 7-9		NOON 12-2		PM 4-6		Off Peak Volumes	
	Volume	%	Volume	%	Volume	%	Volume	%
	49	↔ 16%	22	↔ 7%	37	↔ 12%	195	↔ 64%

Street Name	Direction	Percentiles					ADT
		15th	50th	Average	85th	95th	
SW 88th Ave	North Bound	19	26	25	32	35	219
SW 88th Ave	South Bound	18	26	24	30	34	303

# SPEED

SW 88th Ave S/O SW 57th St

Day: Thursday  
Date: 5/18/2023

City: Cooper City  
Project #: FL23\_140259\_032

## Summary

Time	< 15	15 - 19	20 - 24	25 - 29	30 - 34	35 - 39	40 - 44	45 - 49	50 - 54	55 - 59	60 - 64	65 - 69	70 +	Total
00:00 AM	0	0	0	0	0	0	0	0	0	0	0	0	0	0
01:00	0	0	1	1	0	0	0	0	0	0	0	0	0	2
02:00	0	0	0	0	0	0	0	0	0	0	0	0	0	0
03:00	0	0	0	0	0	0	0	0	0	0	0	0	0	0
04:00	0	0	3	1	1	1	0	0	0	0	0	0	0	6
05:00	0	0	0	0	0	0	0	0	0	0	0	0	0	0
06:00	3	3	1	4	1	0	0	0	0	0	0	0	0	12
07:00	6	2	6	18	8	2	0	0	0	0	0	0	0	42
08:00	1	0	14	16	5	2	0	0	0	0	0	0	0	38
09:00	1	1	8	10	6	1	0	0	0	0	0	0	0	27
10:00	2	3	7	18	2	0	0	0	0	0	0	0	0	32
11:00	2	2	5	11	4	0	0	0	0	0	0	0	0	24
12:00 PM	0	0	6	13	3	1	0	0	0	0	0	0	0	23
13:00	4	3	6	7	4	1	0	0	0	0	0	0	0	25
14:00	3	3	11	19	6	0	0	0	0	0	0	0	0	42
15:00	5	8	11	23	12	3	0	0	0	0	0	0	0	62
16:00	4	5	6	12	6	0	0	0	0	0	0	0	0	33
17:00	2	3	14	10	5	0	1	0	0	0	0	0	0	35
18:00	4	5	16	11	5	0	0	0	0	0	0	0	0	41
19:00	3	5	8	7	2	0	0	0	0	0	0	0	0	25
20:00	3	1	5	5	1	0	0	0	0	0	0	0	0	15
21:00	2	1	6	4	1	1	0	0	0	0	0	0	0	15
22:00	1	3	4	6	2	2	0	0	0	0	0	0	0	18
23:00	0	1	2	2	0	0	0	0	0	0	0	0	0	5
<b>Totals</b>	<b>46</b>	<b>49</b>	<b>140</b>	<b>198</b>	<b>74</b>	<b>14</b>	<b>1</b>							<b>522</b>
<b>% of Totals</b>	<b>9%</b>	<b>9%</b>	<b>27%</b>	<b>38%</b>	<b>14%</b>	<b>3%</b>	<b>0%</b>							<b>100%</b>

<b>AM Volumes</b>	15	11	45	79	27	6	0	0	0	0	0	0	0	183
<b>% AM</b>	3%	2%	9%	15%	5%	1%								35%
<b>AM Peak Hour</b>	07:00	06:00	08:00	07:00	07:00	07:00								07:00
<b>Volume</b>	6	3	14	18	8	2								42
<b>PM Volumes</b>	31	38	95	119	47	8	1	0	0	0	0	0	0	339
<b>% PM</b>	6%	7%	18%	23%	9%	2%	0%							65%
<b>PM Peak Hour</b>	15:00	15:00	18:00	15:00	15:00	15:00	17:00							15:00
<b>Volume</b>	5	8	16	23	12	3	1							62

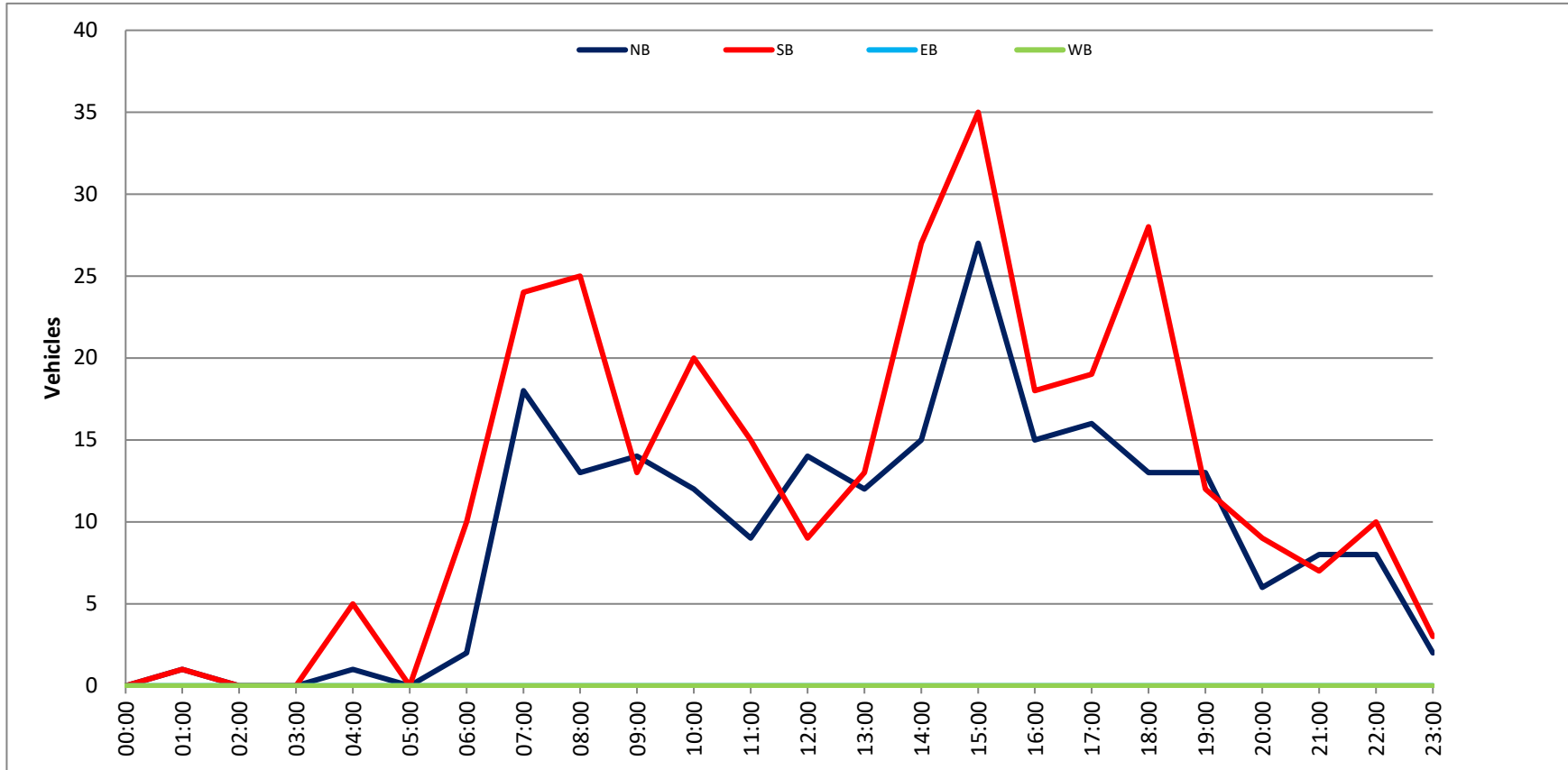
Directional Peak Periods All Speeds	AM 7-9		NOON 12-2		PM 4-6		Off Peak Volumes	
	Volume	%	Volume	%	Volume	%	Volume	%
	80	↔ 15%	48	↔ 9%	68	↔ 13%	326	↔ 62%

Street Name	Direction	Percentiles					ADT
		15th	50th	Average	85th	95th	
SW 88th Ave	Summary	18	26	25	31	34	522

Day: Thursday  
 Date: 5/18/2023

City: Cooper City  
 Project #: FL23\_140259\_032

DAILY TOTALS											Total				
AM Period	NB	SB	EB	WB	TOTAL	PM Period	NB	SB	EB	WB	TOTAL	DAILY TOTALS			
												NB	SB	EB	WB
00:00	0	0	0	0	0	12:00	2	1	1	0	0	3	219	303	
00:15	0	0	0	0	0	12:15	3	3	0	0	0	6			
00:30	0	0	0	0	0	12:30	4	0	0	0	0	4			
00:45	0	0	0	0	0	12:45	5	14	5	9	0	10			
01:00	0	0	0	0	0	13:00	3	5	5	0	0	8			
01:15	1	0	0	0	0	13:15	2	2	2	0	0	4			
01:30	0	1	0	0	0	13:30	4	5	5	0	0	9			
01:45	0	1	0	0	0	13:45	3	12	1	13	0	4			
02:00	0	0	0	0	0	14:00	3	5	5	0	0	8			
02:15	0	0	0	0	0	14:15	4	6	6	0	0	10			
02:30	0	0	0	0	0	14:30	5	5	5	0	0	10			
02:45	0	0	0	0	0	14:45	3	15	11	27	0	14			
03:00	0	0	0	0	0	15:00	4	7	7	0	0	11			
03:15	0	0	0	0	0	15:15	5	6	6	0	0	11			
03:30	0	0	0	0	0	15:30	14	16	0	0	0	30			
03:45	0	0	0	0	0	15:45	4	27	6	35	0	10			
04:00	0	1	0	0	0	16:00	5	7	7	0	0	12			
04:15	0	0	0	0	0	16:15	4	6	6	0	0	10			
04:30	0	0	0	0	0	16:30	3	4	4	0	0	7			
04:45	1	4	5	0	0	16:45	3	15	1	18	0	4			
05:00	0	0	0	0	0	17:00	2	4	4	0	0	6			
05:15	0	0	0	0	0	17:15	4	3	3	0	0	7			
05:30	0	0	0	0	0	17:30	6	7	7	0	0	13			
05:45	0	0	0	0	0	17:45	4	16	5	19	0	9			
06:00	2	3	0	0	0	18:00	6	6	6	0	0	12			
06:15	0	4	0	0	0	18:15	0	8	8	0	0	8			
06:30	0	0	0	0	0	18:30	5	9	9	0	0	14			
06:45	0	2	10	0	0	18:45	2	13	5	28	0	7			
07:00	2	5	0	0	0	19:00	4	5	5	0	0	9			
07:15	3	6	0	0	0	19:15	1	4	4	0	0	5			
07:30	9	9	0	0	0	19:30	3	2	2	0	0	5			
07:45	4	18	4	0	0	19:45	5	13	1	12	0	6			
08:00	0	5	0	0	0	20:00	2	2	2	0	0	4			
08:15	4	5	0	0	0	20:15	1	2	0	0	0	3			
08:30	4	7	0	0	0	20:30	2	4	4	0	0	6			
08:45	5	13	8	0	0	20:45	1	6	1	9	0	2			
09:00	4	5	0	0	0	21:00	2	2	2	0	0	4			
09:15	2	2	0	0	0	21:15	3	0	0	0	0	3			
09:30	2	2	0	0	0	21:30	1	1	1	0	0	2			
09:45	6	14	4	0	0	21:45	2	8	4	7	0	6			
10:00	1	6	0	0	0	22:00	2	8	4	0	0	6			
10:15	2	8	0	0	0	22:15	2	2	2	0	0	4			
10:30	4	4	0	0	0	22:30	2	4	4	0	0	6			
10:45	5	12	2	0	0	22:45	2	8	2	10	0	4			
11:00	3	2	0	0	0	23:00	1	2	2	0	0	3			
11:15	3	4	0	0	0	23:15	0	1	1	0	0	1			
11:30	3	3	0	0	0	23:30	0	0	0	0	0	0			
11:45	0	9	6	15	0	23:45	1	2	0	3	0	1			
<b>TOTALS</b>	<b>70</b>	<b>113</b>			<b>183</b>	<b>TOTALS</b>	<b>149</b>	<b>190</b>			<b>339</b>				
<b>SPLIT %</b>	<b>38.3%</b>	<b>61.7%</b>			<b>35.1%</b>	<b>SPLIT %</b>	<b>44.0%</b>	<b>56.0%</b>			<b>64.9%</b>				
<b>DAILY TOTALS</b>											<b>NB</b>	<b>SB</b>	<b>EB</b>	<b>WB</b>	<b>Total</b>
											<b>219</b>	<b>303</b>	<b>0</b>	<b>0</b>	<b>522</b>
AM Peak Hour	07:00	08:00			07:00	PM Peak Hour	15:15	14:45			14:45				
AM Pk Volume	18	25			42	PM Pk Volume	28	40			66				
Pk Hr Factor	0.500	0.781			0.583	Pk Hr Factor	0.500	0.625			0.550				
7 - 9 Volume	31	49	0	0	80	4 - 6 Volume	31	37	0	0	68				
7 - 9 Peak Hour	07:00	08:00			07:00	4 - 6 Peak Hour	17:00	17:00			17:00				
7 - 9 Pk Volume	18	25	0	0	42	4 - 6 Pk Volume	16	19	0	0	35				
Pk Hr Factor	0.500	0.781	0.000	0.000	0.583	Pk Hr Factor	0.667	0.679	0.000	0.000	0.673				



North Bound														
Time	< 15	15 - 19	20 - 24	25 - 29	30 - 34	35 - 39	40 - 44	45 - 49	50 - 54	55 - 59	60 - 64	65 - 69	70 +	Total
00:00 AM	0	0	0	0	0	1	0	0	0	0	0	0	0	1
00:15	0	0	0	0	0	0	0	0	0	0	0	0	0	0
00:30	0	0	0	0	0	0	0	0	0	0	0	0	0	0
00:45	0	0	0	0	0	0	0	0	0	0	0	0	0	0
01:00	1	0	0	0	0	0	0	0	0	0	0	0	0	1
01:15	1	0	0	0	0	0	0	0	0	0	0	0	0	1
01:30	0	0	0	0	1	0	0	0	0	0	0	0	0	1
01:45	0	0	0	0	0	0	0	0	0	0	0	0	0	0
02:00	0	0	0	0	0	0	0	0	0	0	0	0	0	0
02:15	0	0	0	0	0	0	0	0	0	0	0	0	0	0
02:30	0	1	0	0	0	0	0	0	0	0	0	0	0	1
02:45	0	0	0	0	0	0	0	0	0	0	0	0	0	0
03:00	0	0	0	0	0	0	0	0	0	0	0	0	0	0
03:15	0	1	0	0	0	0	0	0	0	0	0	0	0	1
03:30	0	0	0	0	0	0	0	0	0	0	0	0	0	0
03:45	0	0	0	0	0	0	0	0	0	0	0	0	0	0
04:00	0	0	0	0	0	0	0	0	0	0	0	0	0	0
04:15	1	0	1	0	2	1	0	0	0	0	0	0	0	5
04:30	0	0	0	0	1	1	0	0	0	0	0	0	0	2
04:45	0	0	0	0	0	1	0	0	0	0	0	0	0	1
05:00	0	0	1	0	1	0	1	0	0	0	0	0	0	3
05:15	0	0	0	0	0	1	1	0	0	0	0	0	0	2
05:30	0	0	0	0	0	1	0	0	0	0	0	0	0	1
05:45	0	0	0	0	4	2	0	0	0	0	0	0	0	6
06:00	0	0	1	5	6	0	0	0	0	0	0	0	0	12
06:15	0	0	0	7	6	2	0	0	0	0	0	0	0	15
06:30	0	0	2	6	0	0	0	0	0	0	0	0	0	14
06:45	0	0	4	7	5	1	1	0	0	0	0	0	0	18
07:00	1	0	3	8	9	3	0	0	0	0	0	0	0	24
07:15	0	1	3	14	13	2	0	0	0	0	0	0	0	33
07:30	0	1	3	16	8	0	0	0	0	0	0	0	0	28
07:45	0	0	3	11	10	1	0	0	0	0	0	0	0	25
08:00	0	1	3	15	2	2	0	0	0	0	0	0	0	23
08:15	0	1	1	12	3	1	1	0	0	0	0	0	0	19
08:30	1	0	7	12	5	0	1	0	0	0	0	0	0	26
08:45	1	1	6	11	11	3	0	0	0	0	0	0	0	33
09:00	1	0	2	10	4	2	0	0	0	0	0	0	0	19
09:15	0	0	3	4	3	3	1	0	0	0	0	0	0	15
09:30	0	1	1	7	2	2	0	0	0	0	0	0	0	13
09:45	0	0	2	10	9	3	0	0	0	0	0	0	0	24
10:00	1	0	1	8	6	5	0	0	0	0	0	0	0	21
10:15	0	0	2	8	5	1	0	0	0	0	0	0	0	16
10:30	0	0	1	6	4	2	0	0	0	0	0	0	0	13
10:45	0	0	2	9	6	0	0	0	0	0	0	0	0	17
11:00	0	0	2	8	2	0	0	0	0	0	0	0	0	12
11:15	0	2	6	6	3	0	0	0	0	0	0	0	0	17
11:30	0	4	7	4	2	0	0	0	0	0	0	0	0	17
11:45	1	1	4	3	8	0	0	0	0	0	0	0	0	17
12:00 PM	0	0	3	11	7	0	0	0	0	0	0	0	0	11
12:15	0	1	2	6	4	0	0	0	0	0	0	0	0	13
12:30	0	0	3	4	10	2	0	0	0	0	0	0	0	19
12:45	0	0	0	8	4	1	0	0	0	0	0	0	0	13
13:00	0	0	2	4	8	0	1	0	0	0	0	0	0	15
13:15	0	0	1	8	1	4	0	0	0	0	0	0	0	14
13:30	0	1	3	7	0	0	0	0	0	0	0	0	0	14
13:45	0	2	1	8	7	1	0	0	0	0	0	0	0	19
14:00	0	1	1	7	4	0	0	0	0	0	0	0	0	13
14:15	0	0	1	4	4	0	0	0	0	0	0	0	0	9
14:30	0	1	5	4	3	0	0	0	0	0	0	0	0	13
14:45	1	0	3	6	6	0	0	0	0	0	0	0	0	16
15:00	0	2	3	8	5	4	0	0	0	0	0	0	0	14
15:15	0	0	1	6	5	2	0	0	0	0	0	0	0	14
15:30	0	0	3	7	5	0	0	0	0	0	0	0	0	15
15:45	0	0	3	7	5	0	0	0	0	0	0	0	0	15
16:00	0	0	1	7	6	2	0	0	0	0	0	0	0	16
16:15	0	0	1	10	0	0	0	0	0	0	0	0	0	13
16:30	1	0	1	6	7	1	0	0	0	0	0	0	0	16
16:45	0	1	6	6	3	1	0	0	0	0	0	0	0	17
17:00	0	1	5	11	7	0	0	0	0	0	0	0	0	24
17:15	0	0	2	8	3	2	0	0	0	0	0	0	0	15
17:30	0	4	6	11	7	2	0	0	0	0	0	0	0	30
17:45	0	4	3	6	3	1	0	0	0	0	0	0	0	17
18:00	0	4	9	5	0	0	0	0	0	0	0	0	0	18
18:15	0	0	3	13	10	0	0	0	0	0	0	0	0	26
18:30	0	0	6	9	5	0	0	0	0	0	0	0	0	20
18:45	0	0	0	5	5	1	0	0	0	0	0	0	0	11
19:00	1	1	4	4	7	2	0	1	0	0	0	0	0	16
19:15	0	0	5	6	3	2	0	0	0	0	0	0	0	16
19:30	0	1	2	5	6	2	0	0	0	0	0	0	0	16
19:45	0	0	1	2	5	1	0	0	0	0	0	0	0	9
20:00	0	0	3	2	3	0	0	0	0	0	0	0	0	8
20:15	0	1	3	2	1	0	0	0	0	0	0	0	0	7
20:30	0	0	3	3	0	0	0	0	0	0	0	0	0	17
20:45	0	1	2	2	2	0	0	0	0	0	0	0	0	7
21:00	0	0	0	2	1	0	0	0	0	0	0	0	0	3
21:15	1	0	1	3	2	0	0	0	1	0	0	0	0	8
21:30	0	0	1	2	2	1	0	0	0	0	0	0	0	6
21:45	0	0	3	2	2	0	0	0	0	0	0	0	0	8
22:00	0	0	3	2	0	1	0	0	0	0	0	0	0	6
22:15	0	0	2	0	4	0	0	0	0	0	0	0	0	6
22:30	0	0	0	1	1	0	0	0	0	0	0	0	0	2
22:45	0	1	3	3	1	0	1	0	0	0	0	0	0	9
23:00	0	1	1	1	2	0	0	0	0	0	0	0	0	4
23:15	1	0	0	0	1	0	0	0	0	0	0	0	0	4
23:30	0	0	3	1	1	0	0	0	0	0	0	0	0	5
23:45	0	0	0	1	0	0	0	0	0	0	0	0	0	1
<b>Totals</b>	<b>14</b>	<b>38</b>	<b>182</b>	<b>458</b>	<b>329</b>	<b>64</b>	<b>8</b>	<b>1</b>	<b>1</b>	<b>0</b>	<b>0</b>	<b>0</b>	<b>0</b>	<b>1095</b>
<b>% of Totals</b>	<b>1%</b>	<b>4%</b>	<b>17%</b>	<b>42%</b>	<b>30%</b>	<b>6%</b>	<b>1%</b>	<b>0%</b>	<b>0%</b>	<b>0%</b>	<b>0%</b>	<b>0%</b>	<b>0%</b>	<b>100%</b>

AM Peak Hour		AM 7-9				NOON 12-2				PM 4-6				Off Peak Volumes	
Volume	%	Volume	%	Volume	%	Volume	%	Volume	%	Volume	%	Volume	%	Volume	%
9	15%	71	21%	217	14%	37	5%	0	0%	0	0%	0	0%	0	50%
15	1%	6%	20%	13%	3%	0%	0%	0	0%	0	0%	0	0%	0	46%
11:00	11:15	11:30	07:15	07:30	09:15	07:45	07:00	07:15	07:30	07:45	07:00	07:15	07:30	07:45	07:00
3	2%	20	5%	60	3%	13	2%	0	0%	0	0%	0	0%	0	11%
5	24%	111	24%	241	18%	27	3%	0	0%	1	0%	0	0%	0	59%
16:00	17:00	16:45	17:30	12:15	12:30	12:15	12:30	12:15	12:30	12:15	12:30	12:15	12:30	12:15	17:30
1	0%	15	3%	39	2%	9	1%	0	0%	1	0%	0	0%	0	9%
<b>Directional Peak Periods</b>		<b>AM 7-9</b>				<b>NOON 12-2</b>				<b>PM 4-6</b>				<b>Off Peak Volumes</b>	
<b>All Classes</b>		<b>Volume</b>				<b>Volume</b>				<b>Volume</b>				<b>Volume</b>	
		<b>211</b>				<b>118</b>				<b>148</b>				<b>618</b>	
		<b>19%</b>				<b>11%</b>				<b>14%</b>				<b>56%</b>	

Street Name	Direction	Percentiles					
		15th	50th	Average	85th	95th	ADT
SW 87th Ave	North Bound	23	28	28	34	36	1095
SW 87th Ave	South Bound	22	28	28	33	35	1028

South Bound

Time	< 15	15 - 19	20 - 24	25 - 29	30 - 34	35 - 39	40 - 44	45 - 49	50 - 54	55 - 59	60 - 64	65 - 69	70 +	Total
00:00 AM	0	0	1	1	2	0	0	0	0	0	0	0	0	4
00:15	0	0	0	0	0	0	0	0	0	0	0	0	0	0
00:30	0	0	0	0	0	0	0	0	0	0	0	0	0	0
00:45	0	0	0	1	0	0	0	0	0	0	0	0	0	1
01:00	1	0	0	0	1	0	0	0	0	0	0	0	0	2
01:15	0	1	0	1	0	1	0	0	0	0	0	0	0	3
01:30	0	0	0	0	0	0	0	0	0	0	0	0	0	0
01:45	0	0	1	1	0	0	0	0	0	0	0	0	0	1
02:00	0	0	1	0	0	0	0	0	0	0	0	0	0	1
02:15	0	0	0	0	0	0	0	0	0	0	0	0	0	0
02:30	0	0	0	0	0	0	0	0	0	0	0	0	0	0
02:45	0	0	0	0	0	1	0	0	0	0	0	0	0	1
03:00	0	0	0	0	0	0	0	0	0	0	0	0	0	0
03:15	0	1	0	0	0	0	0	0	0	0	0	0	0	1
03:30	0	0	0	0	0	0	0	0	0	0	0	0	0	0
03:45	0	0	0	0	0	0	0	0	0	0	0	0	0	0
04:00	0	0	0	1	0	0	0	0	0	0	0	0	0	1
04:15	0	0	0	2	0	0	0	0	0	0	0	0	0	2
04:30	0	0	0	0	0	0	0	0	0	0	0	0	0	0
04:45	0	1	1	0	0	0	0	0	0	0	0	0	0	2
05:00	0	0	0	0	1	0	0	0	0	0	0	0	0	1
05:15	0	0	0	0	1	0	0	0	0	0	0	0	0	1
05:30	0	0	0	0	1	0	0	0	0	0	0	0	0	1
05:45	0	0	0	0	0	1	0	0	0	0	0	0	0	1
06:00	0	0	0	0	1	0	0	0	0	0	0	0	0	1
06:15	0	0	0	0	0	1	0	0	0	0	0	0	0	1
06:30	0	0	0	0	1	0	0	0	0	0	0	0	0	1
06:45	0	0	1	3	1	0	0	0	0	0	0	0	0	5
07:00	0	0	1	1	1	0	0	0	0	0	0	0	0	3
07:15	0	0	2	1	2	1	0	0	0	0	0	0	0	6
07:30	0	2	1	1	1	0	0	0	0	0	0	0	0	5
07:45	0	0	2	6	2	0	0	0	0	0	0	0	0	10
08:00	0	0	2	2	1	0	0	0	0	0	0	0	0	5
08:15	0	0	5	5	3	0	0	0	0	0	0	0	0	13
08:30	0	1	5	6	2	1	0	0	0	0	0	0	0	15
08:45	1	0	2	1	0	1	0	0	0	0	0	0	0	5
09:00	0	0	1	5	4	1	0	0	0	0	0	0	0	11
09:15	0	1	3	1	1	0	0	0	0	0	0	0	0	10
09:30	0	0	3	2	2	0	0	0	0	0	0	0	0	7
09:45	0	0	3	3	3	1	0	0	0	0	0	0	0	10
10:00	1	1	0	6	1	0	0	0	0	0	0	0	0	9
10:15	0	0	3	3	6	3	1	0	0	0	0	0	0	16
10:30	1	0	4	3	4	3	0	0	0	0	0	0	0	15
10:45	0	0	0	9	3	0	0	0	0	0	0	0	0	12
11:00	0	2	2	4	1	1	1	0	0	0	0	0	0	11
11:15	0	0	1	4	6	1	0	0	0	0	0	0	0	12
11:30	0	0	4	6	4	1	0	0	0	0	0	0	0	15
11:45	3	2	1	2	4	1	0	0	0	0	0	0	0	13
12:00 PM	0	0	2	3	7	0	0	0	0	0	0	0	0	12
12:15	1	0	1	5	4	2	0	0	0	0	0	0	0	13
12:30	0	1	5	12	1	2	0	0	0	0	0	0	0	21
12:45	0	0	0	9	4	0	0	0	0	0	0	0	0	13
13:00	0	1	2	2	7	2	1	0	0	0	0	0	0	15
13:15	0	1	5	10	5	0	1	0	0	0	0	0	0	22
13:30	0	1	6	4	1	0	0	0	0	0	0	0	0	12
13:45	0	1	3	8	4	0	0	0	0	0	0	0	0	16
14:00	0	0	1	6	8	0	0	0	0	0	0	0	0	15
14:15	0	0	0	5	6	1	0	0	0	0	0	0	0	12
14:30	0	0	5	1	10	1	0	0	0	0	0	0	0	17
14:45	0	0	1	7	1	1	0	0	0	0	0	0	0	10
15:00	1	0	0	2	7	8	0	0	0	0	0	0	0	18
15:15	0	0	5	17	3	1	0	0	0	0	0	0	0	26
15:30	0	1	3	6	7	0	0	0	0	0	0	0	0	17
15:45	1	0	8	14	5	3	1	0	0	0	0	0	0	32
16:00	1	1	2	8	5	0	0	0	0	0	0	0	0	17
16:15	0	1	4	13	4	1	1	0	0	0	0	0	0	25
16:30	0	0	8	13	9	1	0	0	0	0	0	0	0	31
16:45	1	2	11	12	2	0	0	0	0	0	0	0	0	28
17:00	1	1	7	10	8	0	1	0	0	0	0	0	0	28
17:15	0	0	7	7	6	2	0	0	0	0	0	0	0	22
17:30	0	0	7	14	5	2	0	0	0	0	0	0	0	28
17:45	0	3	6	7	6	0	1	0	0	0	0	0	0	23
18:00	1	1	7	18	5	1	0	0	0	0	0	0	0	33
18:15	0	2	5	8	9	0	0	0	0	0	0	0	0	24
18:30	1	1	7	6	5	0	0	0	0	0	0	0	0	20
18:45	0	2	3	6	4	1	0	0	0	0	0	0	0	16
19:00	2	2	2	9	3	1	0	0	0	0	0	0	0	24
19:15	0	1	6	4	3	0	0	0	0	0	0	0	0	14
19:30	0	0	1	7	4	0	0	0	0	0	0	0	0	12
19:45	0	1	1	10	5	0	0	0	0	0	0	0	0	17
20:00	0	2	1	8	1	1	0	0	0	0	0	0	0	13
20:15	1	0	3	9	2	0	0	0	0	0	0	0	0	15
20:30	0	1	4	4	13	6	0	0	0	0	0	0	0	15
20:45	0	0	5	7	5	1	0	0	0	0	0	0	0	18
21:00	0	4	0	3	0	0	0	0	0	0	0	0	0	7
21:15	1	1	2	5	2	0	0	0	0	0	0	0	0	11
21:30	0	0	1	7	3	0	0	0	0	0	0	0	0	11
21:45	0	0	2	7	5	0	0	0	0	0	0	0	0	14
22:00	0	0	1	17	7	0	0	0	0	0	0	0	0	25
22:15	0	0	1	0	2	1	0	0	0	0	0	0	0	4
22:30	0	0	1	2	1	0	0	0	0	0	0	0	0	4
22:45	0	0	0	2	2	0	0	0	0	0	0	0	0	4
23:00	1	1	1	0	2	0	0	0	0	0	0	0	0	5
23:15	0	1	1	1	3	0	0	0	0	0	0	0	0	5
23:30	0	0	1	2	1	1	0	0	0	0	0	0	0	5
23:45	0	0	0	5	0	2	0	0	0	0	0	0	0	7
<b>Totals</b>	<b>20</b>	<b>46</b>	<b>204</b>	<b>435</b>	<b>267</b>	<b>47</b>	<b>3</b>							<b>1028</b>
<b>% of Totals</b>	<b>2%</b>	<b>4%</b>	<b>20%</b>	<b>42%</b>	<b>26%</b>	<b>5%</b>	<b>1%</b>							<b>100%</b>

Directional Peak Periods	AM 7-9		NOON 12-2		PM 4-6		Off Peak Volumes	
All Classes	Volume	%	Volume	%	Volume	%	Volume	%
	62	6%	124	12%	202	20%	640	62%

Street Name	Direction	Percentiles					
		15th	50th	Average	85th	95th	ADT
SW 87th Ave	North Bound	23	28	28	34	36	1095
SW 87th Ave	South Bound	22	28	28	33	35	1028

Summary

Time	< 15	15 - 19	20 - 24	25 - 29	30 - 34	35 - 39	40 - 44	45 - 49	50 - 54	55 - 59	60 - 64	65 - 69	70 +	Total
00:00 AM	0	0	1	1	2	1	0	0	0	0	0	0	0	5
00:15	0	0	0	0	0	0	0	0	0	0	0	0	0	0
00:30	0	0	0	0	0	0	0	0	0	0	0	0	0	0
00:45	0	0	0	1	0	0	0	0	0	0	0	0	0	1
01:00	2	0	0	0	1	0	0	0	0	0	0	0	0	3
01:15	1	1	0	1	0	1	0	0	0	0	0	0	0	4
01:30	0	0	0	1	0	0	0	0	0	0	0	0	0	1
01:45	0	0	0	1	0	0	0	0	0	0	0	0	0	1
02:00	0	0	1	0	0	0	0	0	0	0	0	0	0	1
02:15	0	0	0	0	0	0	0	0	0	0	0	0	0	0
02:30	0	1	0	0	0	0	0	0	0	0	0	0	0	1
02:45	0	0	0	0	0	1	0	0	0	0	0	0	0	1
03:00	0	0	0	0	0	0	0	0	0	0	0	0	0	0
03:15	0	2	0	0	0	0	0	0	0	0	0	0	0	2
03:30	0	0	0	0	0	0	0	0	0	0	0	0	0	0
03:45	0	0	0	0	0	0	0	0	0	0	0	0	0	0
04:00	0	0	0	0	1	0	0	0	0	0	0	0	0	1
04:15	1	0	1	2	2	1	0	0	0	0	0	0	0	7
04:30	0	0	0	0	1	1	0	0	0	0	0	0	0	2
04:45	0	1	1	0	1	0	0	0	0	0	0	0	0	3
05:00	0	0	1	0	2	0	1	0	0	0	0	0	0	4
05:15	0	0	0	0	1	1	0	0	0	0	0	0	0	3
05:30	0	0	0	0	2	0	0	0	0	0	0	0	0	2
05:45	0	0	0	4	2	0	1	0	0	0	0	0	0	7
06:00	0	0	1	5	7	0	0	0	0	0	0	0	0	13
06:15	0	0	0	7	6	3	0	0	0	0	0	0	0	16
06:30	0	0	0	6	7	0	0	0	0	0	0	0	0	15
06:45	0	0	5	10	6	1	1	0	0	0	0	0	0	23
07:00	1	0	4	9	10	3	0	0	0	0	0	0	0	27
07:15	0	1	5	15	15	3	0	0	0	0	0	0	0	39
07:30	0	3	4	17	9	0	0	0	0	0	0	0	0	33
07:45	0	0	5	17	12	1	0	0	0	0	0	0	0	35
08:00	0	1	5	17	3	2	0	0	0	0	0	0	0	28
08:15	0	1	6	17	6	1	1	0	0	0	0	0	0	32
08:30	1	1	12	18	7	1	1	0	0	0	0	0	0	41
08:45	2	1	8	12	11	4	0	0	0	0	0	0	0	38
09:00	1	0	3	15	8	3	0	0	0	0	0	0	0	30
09:15	0	1	4	7	4	4	1	1	0	0	0	0	0	23
09:30	0	1	4	9	4	2	0	0	0	0	0	0	0	20
09:45	0	0	5	13	12	4	0	0	0	0	0	0	0	34
10:00	2	1	1	14	7	5	0	0	0	0	0	0	0	30
10:15	0	0	5	11	11	4	1	0	0	0	0	0	0	32
10:30	1	0	5	9	8	5	0	0	0	0	0	0	0	28
10:45	0	0	2	18	9	0	0	0	0	0	0	0	0	29
11:00	0	2	4	12	3	1	1	0	0	0	0	0	0	23
11:15	0	2	7	10	9	1	0	0	0	0	0	0	0	29
11:30	0	4	11	10	6	1	0	0	0	0	0	0	0	32
11:45	4	3	5	5	12	1	0	0	0	0	0	0	0	30
12:00 PM	0	0	5	4	14	0	0	0	0	0	0	0	0	23
12:15	1	1	3	11	8	2	0	0	0	0	0	0	0	26
12:30	0	1	8	16	11	4	0	0	0	0	0	0	0	40
12:45	0	0	0	17	8	1	0	0	0	0	0	0	0	26
13:00	0	1	4	6	15	2	2	0	0	0	0	0	0	30
13:15	0	1	6	18	6	4	1	0	0	0	0	0	0	36
13:30	0	2	9	11	4	0	0	0	0	0	0	0	0	26
13:45	0	3	4	16	11	1	0	0	0	0	0	0	0	35
14:00	0	1	2	13	12	0	0	0	0	0	0	0	0	28
14:15	0	0	1	9	10	1	0	0	0	0	0	0	0	21
14:30	0	1	10	5	13	1	0	0	0	0	0	0	0	30
14:45	1	0	4	4	13	7	1	0	0	0	0	0	0	26
15:00	1	2	5	12	12	0	0	0	0	0	0	0	0	32
15:15	0	0	6	23	8	3	0	0	0	0	0	0	0	40
15:30	0	1	6	13	12	0	0	0	0	0	0	0	0	32
15:45	1	0	11	21	10	3	1	0	0	0	0	0	0	47
16:00	1	1	3	15	11	2	0	0	0	0	0	0	0	33
16:15	0	1	5	23	7	1	1	0	0	0	0	0	0	38
16:30	1	0	9	19	16	2	0	0	0	0	0	0	0	47
16:45	1	3	17	18	5	1	0	0	0	0	0	0	0	45
17:00	1	2	12	21	15	0	1	0	0	0	0	0	0	52
17:15	0	0	9	15	9	4	0	0	0	0	0	0	0	37
17:30	0	4	13	25	12	4	0	0	0	0	0	0	0	58
17:45	0	7	9	13	9	1	1	0	0	0	0	0	0	40
18:00	1	1	11	27	10	1	0	0	0	0	0	0	0	51
18:15	0	2	8	21	19	0	0	0	0	0	0	0	0	50
18:30	1	1	13	15	10	0	0	0	0	0	0	0	0	40
18:45	0	2	3	11	9	2	0	0	0	0	0	0	0	27
19:00	3	3	6	16	7	1	1	0	0	0	0	0	0	37
19:15	0	1	11	10	6	2	0	0	0	0	0	0	0	30
19:30	0	1	3	12	10	2	0	0	0	0	0	0	0	28
19:45	0	1	2	12	10	1	0	0	0	0	0	0	0	26
20:00	0	2	4	10	4	1	0	0	0	0	0	0	0	21
20:15	1	1	6	11	3	0	0	0	0	0	0	0	0	22
20:30	0	4	7	8	4	0	0	0	0	0	0	0	0	21
20:45	0	1	7	9	7	1	0	0	0	0	0	0	0	25
21:00	0	4	0	5	1	0	0	0	0	0	0	0	0	10
21:15	2	1	3	8	4	0	0	0	1	0	0	0	0	19
21:30	0	0	2	9	5	1	0	0	0	0	0	0	0	17
21:45	0	0	3	9	3	0	0	0	0	0	0	0	0	19
22:00	0	0	4	19	7	1	0	0	0	0	0	0	0	31
22:15	0	0	3	0	6	1	0	0	0	0	0	0	0	10
22:30	0	0	1	3	2	0	0	0	0	0	0	0	0	6
22:45	0	1	3	5	3	0	1	0	0	0	0	0	0	13
23:00	1	2	2	0	4	0	0	0	0	0	0	0	0	9
23:15	1	1	1	1	5	1	0	0	0	0	0	0	0	9
23:30	0	0	4	3	2	1	0	0	0	0	0	0	0	10
23:45	0	0	0	6	0	2	0	0	0	0	0	0	0	8
<b>Totals</b>	<b>34</b>	<b>85</b>	<b>386</b>	<b>893</b>	<b>596</b>	<b>111</b>	<b>17</b>	<b>1</b>	<b>1</b>	<b>0</b>	<b>0</b>	<b>0</b>	<b>0</b>	<b>2123</b>
% of Totals	2%	4%	18%	42%	28%	5%	1%	0%	0%	0%	0%	0%	0%	100%

Class	Volume	%	Class	Volume	%	Class	Volume	%	Class	Volume	%
AM Volumes	16	27%	PM Volumes	18	58%	NOON 12-2	5	9%	PM 4-6	1	0%
% AM	1%	6%	% PM	3%	13%	% NOON	0%	0%	% PM	0%	0%
AM Peak Hour	11:30	11:00	08:00	07:45	07:00	09:45	05:00				
Volume	5	11	31	61	46	18	2				
PM Peak Hour	18	58	269	592	380	51	9	0	1	0	0
% PM	1%	3%	13%	28%	18%	3%	0%	0%	0%	0%	0%
PM Peak Hour	18:15	17:30	16:45	17:30	17:30	12:30	12:30	20:30			
Volume	5	14	51	86	50	11	3				
Directional Peak Periods				All Classes							
AM 7-9				NOON 12-2				PM 4-6			
Volume 273				Volume 242				Volume 350			
% 13%				% 11%				% 16%			
Off Peak Volumes											
Volume 1258											
% 59%											

Street Name	Direction	15th	50th	Average	85th	95th	ADT
SW 87th Ave	Summary	23	28	28	33	36	2123

# SPEED

## SW 87th Ave Bet. SW 50th St & SW 87th Terrace

Day: Tuesday  
Date: 6/6/2023

City: Cooper City  
Project #: FL23\_140259\_033n

### North Bound

Time	< 15	15 - 19	20 - 24	25 - 29	30 - 34	35 - 39	40 - 44	45 - 49	50 - 54	55 - 59	60 - 64	65 - 69	70 +	Total
00:00 AM	0	0	0	0	0	1	0	0	0	0	0	0	0	1
01:00	2	0	0	0	0	1	0	0	0	0	0	0	0	3
02:00	0	1	0	0	0	0	0	0	0	0	0	0	0	1
03:00	0	1	0	0	0	0	0	0	0	0	0	0	0	1
04:00	1	0	1	0	4	2	0	0	0	0	0	0	0	8
05:00	0	0	1	10	5	1	1	0	0	0	0	0	0	18
06:00	0	0	7	25	23	3	1	0	0	0	0	0	0	59
07:00	1	2	12	49	40	6	0	0	0	0	0	0	0	110
08:00	2	3	17	50	21	6	2	0	0	0	0	0	0	101
09:00	1	1	8	31	17	10	1	0	0	0	0	0	0	69
10:00	1	0	6	31	21	8	0	0	0	0	0	0	0	67
11:00	1	7	19	21	15	0	0	0	0	0	0	0	0	63
12:00 PM	0	1	8	19	25	3	0	0	0	0	0	0	0	56
13:00	0	3	7	27	19	5	1	0	0	0	0	0	0	62
14:00	1	2	10	21	17	0	0	0	0	0	0	0	0	51
15:00	0	2	10	25	19	2	0	0	0	0	0	0	0	58
16:00	1	1	9	29	18	4	0	0	0	0	0	0	0	62
17:00	0	9	16	36	20	5	0	0	0	0	0	0	0	86
18:00	0	0	13	36	25	1	0	0	0	0	0	0	0	75
19:00	1	2	12	20	16	5	1	0	0	0	0	0	0	57
20:00	0	2	11	9	6	0	0	0	0	0	0	0	0	28
21:00	1	0	3	9	7	1	0	0	1	0	0	0	0	22
22:00	0	1	8	6	6	1	1	0	0	0	0	0	0	23
23:00	1	1	4	4	4	0	0	0	0	0	0	0	0	14
<b>Totals</b>	<b>14</b>	<b>39</b>	<b>182</b>	<b>458</b>	<b>329</b>	<b>64</b>	<b>8</b>		<b>1</b>					<b>1095</b>
<b>% of Totals</b>	<b>1%</b>	<b>4%</b>	<b>17%</b>	<b>42%</b>	<b>30%</b>	<b>6%</b>	<b>1%</b>		<b>0%</b>					<b>100%</b>

<b>AM Volumes</b>	9	15	71	217	147	37	5	0	0	0	0	0	0	501
<b>% AM</b>	1%	1%	6%	20%	13%	3%	0%							46%
<b>AM Peak Hour</b>	01:00	11:00	11:00	08:00	07:00	09:00	08:00							07:00
<b>Volume</b>	2	7	19	50	40	10	2							110
<b>PM Volumes</b>	5	24	111	241	182	27	3	0	1	0	0	0	0	594
<b>% PM</b>	0%	2%	10%	22%	17%	2%	0%		0%					54%
<b>PM Peak Hour</b>	14:00	17:00	17:00	17:00	12:00	13:00	13:00		21:00					17:00
<b>Volume</b>	1	9	16	36	25	5	1		1					86

Directional Peak Periods All Speeds	AM 7-9		NOON 12-2		PM 4-6		Off Peak Volumes	
	Volume	%	Volume	%	Volume	%	Volume	%
	211	↔ 19%	118	↔ 11%	148	↔ 14%	618	↔ 56%

Street Name	Direction	Percentiles					ADT
		15th	50th	Average	85th	95th	
SW 87th Ave	North Bound	23	28	28	34	36	1095
SW 87th Ave	South Bound	22	28	28	33	35	1028



# SPEED

## SW 87th Ave Bet. SW 50th St & SW 87th Terrace

Day: Tuesday  
Date: 6/6/2023

City: Cooper City  
Project #: FL23\_140259\_033s

### South Bound

Time	< 15	15 - 19	20 - 24	25 - 29	30 - 34	35 - 39	40 - 44	45 - 49	50 - 54	55 - 59	60 - 64	65 - 69	70 +	Total
00:00 AM	0	0	1	2	2	0	0	0	0	0	0	0	0	5
01:00	1	1	0	2	1	1	0	0	0	0	0	0	0	6
02:00	0	0	1	0	0	1	0	0	0	0	0	0	0	2
03:00	0	1	0	0	1	0	0	0	0	0	0	0	0	2
04:00	0	1	1	3	0	0	0	0	0	0	0	0	0	5
05:00	0	0	0	1	2	0	1	0	0	0	0	0	0	4
06:00	0	0	1	3	3	1	0	0	0	0	0	0	0	8
07:00	0	2	6	9	6	1	0	0	0	0	0	0	0	24
08:00	1	1	14	14	6	2	0	0	0	0	0	0	0	38
09:00	0	1	8	13	13	3	0	0	0	0	0	0	0	38
10:00	2	1	7	21	14	6	1	0	0	0	0	0	0	52
11:00	3	4	8	16	15	4	1	0	0	0	0	0	0	51
12:00 PM	1	1	8	29	16	4	0	0	0	0	0	0	0	59
13:00	0	4	16	24	17	2	2	0	0	0	0	0	0	65
14:00	0	0	7	19	25	3	0	0	0	0	0	0	0	54
15:00	2	1	18	44	23	4	1	0	0	0	0	0	0	93
16:00	2	4	25	46	21	2	1	0	0	0	0	0	0	101
17:00	1	4	27	38	25	4	2	0	0	0	0	0	0	101
18:00	2	6	22	38	23	2	0	0	0	0	0	0	0	93
19:00	2	4	10	30	17	1	0	0	0	0	0	0	0	64
20:00	1	3	13	30	12	2	0	0	0	0	0	0	0	61
21:00	1	5	5	22	10	0	0	0	0	0	0	0	0	43
22:00	0	0	3	21	12	1	0	0	0	0	0	0	0	37
23:00	1	2	3	10	3	3	0	0	0	0	0	0	0	22
<b>Totals</b>	<b>20</b>	<b>46</b>	<b>204</b>	<b>435</b>	<b>267</b>	<b>47</b>	<b>9</b>							<b>1028</b>
<b>% of Totals</b>	<b>2%</b>	<b>4%</b>	<b>20%</b>	<b>42%</b>	<b>26%</b>	<b>5%</b>	<b>1%</b>							<b>100%</b>

<b>AM Volumes</b>	7	12	47	84	63	19	3	0	0	0	0	0	0	235
<b>% AM</b>	1%	1%	5%	8%	6%	2%	0%							23%
<b>AM Peak Hour</b>	11:00	11:00	08:00	10:00	11:00	10:00	05:00							10:00
<b>Volume</b>	3	4	14	21	15	6	1							52
<b>PM Volumes</b>	13	34	157	351	204	28	6	0	0	0	0	0	0	793
<b>% PM</b>	1%	3%	15%	34%	20%	3%	1%							77%
<b>PM Peak Hour</b>	15:00	18:00	17:00	16:00	14:00	12:00	13:00							16:00
<b>Volume</b>	2	6	27	46	25	4	2							101

Directional Peak Periods All Speeds	AM 7-9		NOON 12-2		PM 4-6		Off Peak Volumes	
	Volume	%	Volume	%	Volume	%	Volume	%
	62	↔ 6%	124	↔ 12%	202	↔ 20%	640	↔ 62%

Street Name	Direction	Percentiles					ADT
		15th	50th	Average	85th	95th	
SW 87th Ave	North Bound	23	28	28	34	36	1095
SW 87th Ave	South Bound	22	28	28	33	35	1028

# SPEED

SW 87th Ave Bet. SW 50th St & SW 87th Terrace

Day: Tuesday  
Date: 6/6/2023

City: Cooper City  
Project #: FL23\_140259\_033

## Summary

Time	< 15	15 - 19	20 - 24	25 - 29	30 - 34	35 - 39	40 - 44	45 - 49	50 - 54	55 - 59	60 - 64	65 - 69	70 +	Total
00:00 AM	0	0	1	2	2	1	0	0	0	0	0	0	0	6
01:00	3	1	0	2	2	1	0	0	0	0	0	0	0	9
02:00	0	1	1	0	0	1	0	0	0	0	0	0	0	3
03:00	0	2	0	0	1	0	0	0	0	0	0	0	0	3
04:00	1	1	2	3	4	2	0	0	0	0	0	0	0	13
05:00	0	0	1	11	7	1	2	0	0	0	0	0	0	22
06:00	0	0	8	28	26	4	1	0	0	0	0	0	0	67
07:00	1	4	18	58	46	7	0	0	0	0	0	0	0	134
08:00	3	4	31	64	27	8	2	0	0	0	0	0	0	139
09:00	1	2	16	44	30	13	1	0	0	0	0	0	0	107
10:00	3	1	13	52	35	14	1	0	0	0	0	0	0	119
11:00	4	11	27	37	30	4	1	0	0	0	0	0	0	114
12:00 PM	1	2	16	48	41	7	0	0	0	0	0	0	0	115
13:00	0	7	23	51	36	7	3	0	0	0	0	0	0	127
14:00	1	2	17	40	42	3	0	0	0	0	0	0	0	105
15:00	2	3	28	69	42	6	1	0	0	0	0	0	0	151
16:00	3	5	34	75	39	6	1	0	0	0	0	0	0	163
17:00	1	13	43	74	45	9	2	0	0	0	0	0	0	187
18:00	2	6	35	74	48	3	0	0	0	0	0	0	0	168
19:00	3	6	22	50	33	6	1	0	0	0	0	0	0	121
20:00	1	5	24	39	18	2	0	0	0	0	0	0	0	89
21:00	2	5	8	31	17	1	0	0	1	0	0	0	0	65
22:00	0	1	11	27	18	2	1	0	0	0	0	0	0	60
23:00	2	3	7	14	7	3	0	0	0	0	0	0	0	36
<b>Totals</b>	<b>34</b>	<b>85</b>	<b>386</b>	<b>893</b>	<b>596</b>	<b>111</b>	<b>17</b>		<b>1</b>					<b>2123</b>
<b>% of Totals</b>	<b>2%</b>	<b>4%</b>	<b>18%</b>	<b>42%</b>	<b>28%</b>	<b>5%</b>	<b>1%</b>		<b>0%</b>					<b>100%</b>

<b>AM Volumes</b>	16	27	118	301	210	56	8	0	0	0	0	0	0	736
<b>% AM</b>	1%	1%	6%	14%	10%	3%	0%							35%
<b>AM Peak Hour</b>	11:00	11:00	08:00	08:00	07:00	10:00	05:00							08:00
<b>Volume</b>	4	11	31	64	46	14	2							139
<b>PM Volumes</b>	18	58	268	592	386	55	9	0	1	0	0	0	0	1387
<b>% PM</b>	1%	3%	13%	28%	18%	3%	0%		0%					65%
<b>PM Peak Hour</b>	16:00	17:00	17:00	16:00	18:00	17:00	13:00		21:00					17:00
<b>Volume</b>	3	13	43	75	48	9	3		1					187

Directional Peak Periods All Speeds	AM 7-9		NOON 12-2		PM 4-6		Off Peak Volumes	
	Volume	%	Volume	%	Volume	%	Volume	%
	273	↔ 13%	242	↔ 11%	350	↔ 16%	1258	↔ 59%

Street Name	Direction	Percentiles					ADT
		15th	50th	Average	85th	95th	
SW 87th Ave	Summary	23	28	28	33	36	2123

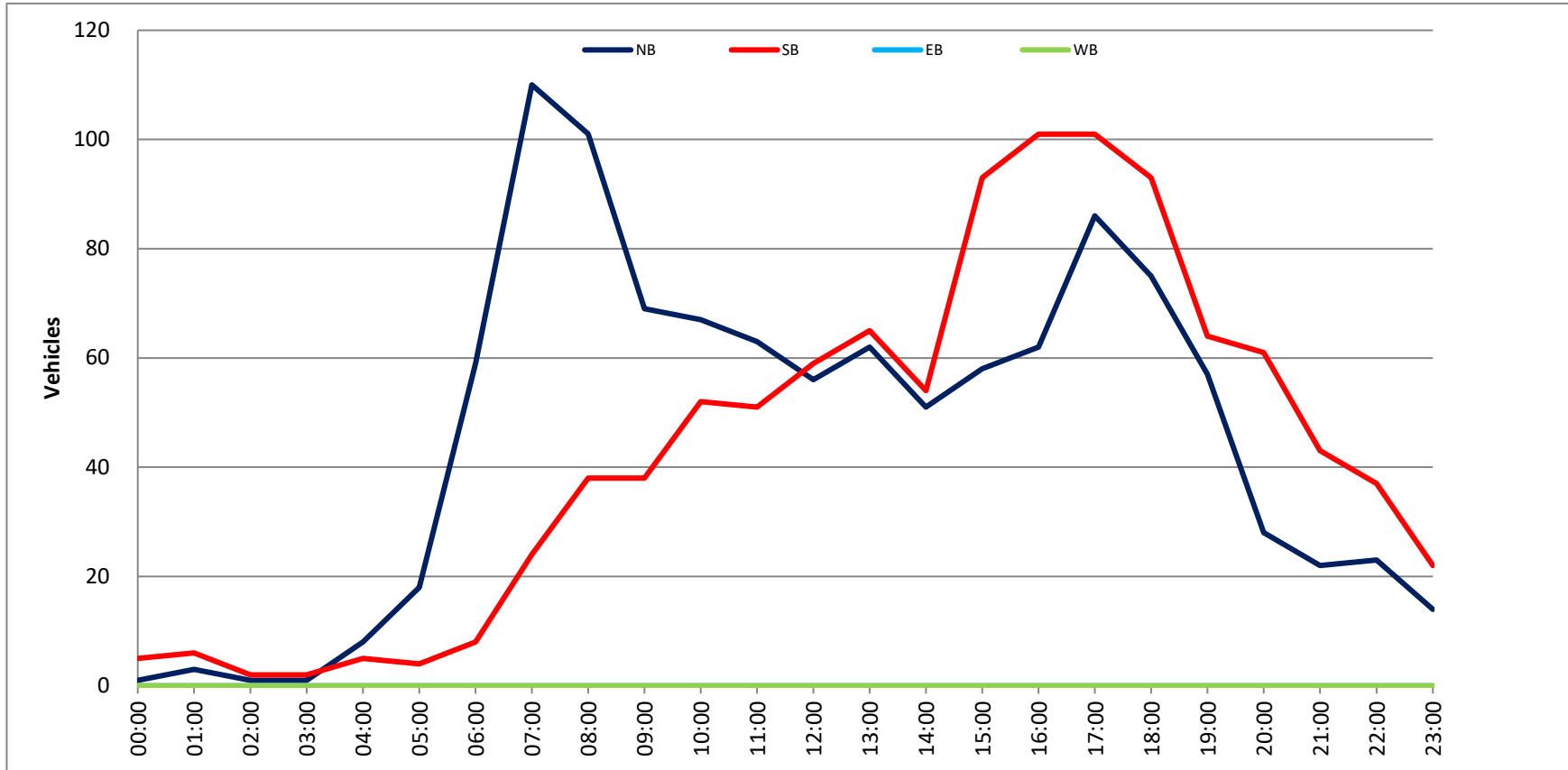
# VOLUME

SW 87th Ave Bet. SW 50th St & SW 87th Terrace

Day: Tuesday  
Date: 6/6/2023

City: Cooper City  
Project #: FL23\_140259\_033

DAILY TOTALS										NB		SB		EB		WB		Total		
										1,095	1,028	0	0	0	0					2,123
AM Period	NB	SB	EB	WB	TOTAL	PMI Period	NB	SB	EB	WB	TOTAL	SPLIT %							TOTAL	
00:00	1	4	0	0	5	12:00	11	12	0	0	23								23	
00:15	0	0	0	0		12:15	13	13	0	0	26								26	
00:30	0	0	0	0		12:30	19	21	0	0	40								40	
00:45	0	1	5	0	6	12:45	13	56	13	59	26								115	
01:00	1	2	0	0	3	13:00	15	15	0	0	30								30	
01:15	1	3	0	0	4	13:15	14	22	0	0	36								36	
01:30	1	0	0	0	1	13:30	14	12	0	0	26								26	
01:45	0	3	1	6	9	13:45	19	62	16	65	35								127	
02:00	0	1	0	0	1	14:00	13	15	0	0	28								28	
02:15	0	0	0	0		14:15	9	12	0	0	21								21	
02:30	1	1	0	0	2	14:30	13	17	0	0	30								32	
02:45	0	1	1	2	3	14:45	16	51	10	54	26								105	
03:00	0	0	0	0		15:00	14	18	0	0	32								32	
03:15	1	1	0	0	2	15:15	14	26	0	0	40								40	
03:30	0	0	0	0		15:30	15	17	0	0	32								32	
03:45	0	1	1	2	3	15:45	15	58	32	93	47								151	
04:00	0	1	0	0	1	16:00	16	17	0	0	33								33	
04:15	5	2	0	0	7	16:15	13	25	0	0	38								38	
04:30	2	0	0	0	2	16:30	16	31	0	0	47								47	
04:45	1	8	2	5	13	16:45	17	62	28	101	45								163	
05:00	3	1	0	0	4	17:00	24	28	0	0	52								52	
05:15	2	1	0	0	3	17:15	15	22	0	0	37								37	
05:30	7	1	0	0	8	17:30	30	28	0	0	58								58	
05:45	6	18	1	4	22	17:45	17	86	23	101	40								187	
06:00	12	1	0	0	13	18:00	18	33	0	0	51								51	
06:15	15	1	0	0	16	18:15	26	24	0	0	50								50	
06:30	14	1	0	0	15	18:30	20	20	0	0	40								40	
06:45	18	5	0	0	23	18:45	11	75	16	93	27								168	
07:00	24	3	0	0	27	19:00	16	21	0	0	37								37	
07:15	33	6	0	0	39	19:15	16	14	0	0	30								30	
07:30	28	5	0	0	33	19:30	16	12	0	0	28								28	
07:45	25	10	0	0	35	19:45	9	57	17	64	26								121	
08:00	23	5	0	0	28	20:00	8	13	0	0	21								21	
08:15	19	13	0	0	32	20:15	7	15	0	0	22								22	
08:30	26	15	0	0	41	20:30	6	15	0	0	21								21	
08:45	33	101	5	38	139	20:45	7	28	18	61	25								89	
09:00	19	11	0	0	30	21:00	3	7	0	0	10								10	
09:15	13	10	0	0	23	21:15	8	11	0	0	19								19	
09:30	13	7	0	0	20	21:30	6	11	0	0	17								17	
09:45	24	69	10	38	107	21:45	5	22	14	43	19								65	
10:00	21	9	0	0	30	22:00	6	25	0	0	31								31	
10:15	16	16	0	0	32	22:15	6	4	0	0	10								10	
10:30	13	15	0	0	28	22:30	2	4	0	0	6								6	
10:45	17	67	12	52	119	22:45	9	23	4	37	13								60	
11:00	12	11	0	0	23	23:00	4	5	0	0	9								9	
11:15	17	12	0	0	29	23:15	4	5	0	0	9								9	
11:30	17	15	0	0	32	23:30	5	5	0	0	10								10	
11:45	17	63	13	51	114	23:45	1	14	7	22	8								36	
TOTALS	501	235			736	TOTALS	594	793			1387								1387	
SPLIT %	68.1%	31.9%			34.7%	SPLIT %	42.8%	57.2%			65.3%									
DAILY TOTALS										NB		SB		EB		WB		Total		
										1,095	1,028	0	0					2,123		
AM Peak Hour	07:00	11:45			08:15	PM Peak Hour	17:30	16:15			17:30							17:30		
AM Pk Volume	110	59			141	PM Pk Volume	91	112			199							199		
Pk Hr Factor	0.833	0.702			0.860	Pk Hr Factor	0.758	0.903			0.858							0.858		
7 - 9 Volume	211	62			273	4 - 6 Volume	148	202			350							350		
7 - 9 Peak Hour	07:00	07:45			08:00	4 - 6 Peak Hour	16:45	16:15			16:45							16:45		
7 - 9 Pk Volume	110	43			139	4 - 6 Pk Volume	86	112			192							192		
Pk Hr Factor	0.833	0.717			0.848	Pk Hr Factor	0.717	0.903			0.828							0.828		



North Bound

Time	< 15	15 - 19	20 - 24	25 - 29	30 - 34	35 - 39	40 - 44	45 - 49	50 - 54	55 - 59	60 - 64	65 - 69	70 +	Total
00:00 AM	0	0	0	1	0	0	0	0	0	0	0	0	0	1
00:15	0	0	0	1	0	0	0	0	0	0	0	0	0	1
00:30	0	0	0	0	1	0	0	0	0	0	0	0	0	1
00:45	0	0	0	0	0	0	0	0	0	0	0	0	0	0
01:00	0	0	0	0	0	0	0	0	0	0	0	0	0	0
01:15	0	0	0	0	0	0	0	0	0	0	0	0	0	0
01:30	0	0	0	1	0	0	0	0	0	0	0	0	0	1
01:45	0	0	0	0	0	0	0	0	0	0	0	0	0	0
02:00	0	0	0	0	0	0	0	0	0	0	0	0	0	0
02:15	0	0	0	0	0	0	0	0	0	0	0	0	0	0
02:30	0	0	0	0	0	0	0	0	0	0	0	0	0	0
02:45	0	0	0	0	0	0	0	0	0	0	0	0	0	0
03:00	0	0	0	0	0	0	0	0	0	0	0	0	0	0
03:15	0	0	0	0	0	0	0	0	0	0	0	0	0	0
03:30	0	0	0	0	0	0	0	0	0	0	0	0	0	0
03:45	0	0	0	0	0	0	0	0	0	0	0	0	0	0
04:00	0	0	0	1	0	0	0	0	0	0	0	0	0	1
04:15	0	1	0	0	1	0	0	0	0	0	0	0	0	2
04:30	0	0	0	0	0	0	0	0	0	0	0	0	0	0
04:45	0	0	0	2	0	0	0	0	0	0	0	0	0	2
05:00	0	0	0	0	0	0	0	0	0	0	0	0	0	0
05:15	0	0	0	0	1	1	1	0	0	0	0	0	0	3
05:30	0	0	0	5	1	0	0	0	0	0	0	0	0	6
05:45	1	0	1	3	1	0	0	0	0	0	0	0	0	6
06:00	0	0	2	3	6	4	0	0	0	0	0	0	0	15
06:15	0	0	1	2	4	2	0	0	0	0	0	0	0	9
06:30	0	0	1	12	4	2	0	0	0	0	0	0	0	19
06:45	0	0	2	5	6	1	1	0	0	0	0	0	0	15
07:00	1	0	2	11	12	0	0	0	0	0	0	0	0	26
07:15	1	0	4	11	14	0	0	0	0	0	0	0	0	30
07:30	0	0	2	8	12	1	0	0	0	0	0	0	0	23
07:45	0	0	4	7	9	4	0	0	0	0	0	0	0	24
08:00	0	0	6	11	7	0	0	0	0	0	0	0	0	24
08:15	0	0	3	8	3	1	0	0	0	0	0	0	0	15
08:30	0	0	3	15	8	3	0	0	0	0	0	0	0	29
08:45	0	0	6	13	4	0	0	0	0	0	0	0	0	23
09:00	0	0	5	7	4	1	0	0	0	0	0	0	0	17
09:15	0	0	3	4	2	2	0	0	0	0	0	0	0	9
09:30	0	0	3	8	3	1	0	0	0	0	0	0	0	15
09:45	1	0	5	5	3	2	0	0	0	0	0	0	0	16
10:00	0	1	10	7	3	1	0	0	0	0	0	0	0	22
10:15	0	0	4	6	1	0	0	0	0	0	0	0	0	11
10:30	0	5	2	7	6	0	0	0	0	0	0	0	0	20
10:45	0	0	2	7	0	0	0	0	0	0	0	0	0	15
11:00	0	0	1	6	9	0	1	0	0	0	0	0	0	17
11:15	0	0	2	10	2	0	0	0	0	0	0	0	0	14
11:30	1	2	4	4	9	0	0	0	0	0	0	0	0	20
11:45	0	1	3	4	5	1	1	0	0	0	0	0	0	15
12:00 PM	0	3	7	3	0	0	0	0	0	0	0	0	0	14
12:15	0	1	6	5	6	0	0	0	0	0	0	0	0	18
12:30	2	0	1	2	2	0	0	0	0	0	0	0	0	7
12:45	0	2	2	4	2	0	0	0	0	0	0	0	0	10
13:00	0	1	5	3	3	2	1	0	0	0	0	0	0	15
13:15	0	1	2	7	4	0	0	0	0	0	0	0	0	14
13:30	0	1	5	4	1	0	0	0	0	0	0	0	0	10
13:45	0	2	5	8	1	1	0	0	1	0	0	0	0	18
14:00	0	0	3	3	5	2	0	0	0	0	0	0	0	13
14:15	0	0	0	5	6	0	0	0	0	0	0	0	0	11
14:30	0	0	0	10	4	0	0	0	0	0	0	0	0	14
14:45	0	0	2	7	8	3	0	0	0	0	0	0	0	20
15:00	1	2	4	6	4	0	0	0	0	0	0	0	0	17
15:15	0	1	5	5	4	1	0	0	0	0	0	0	0	16
15:30	2	0	3	12	7	0	0	0	0	0	0	0	0	24
15:45	0	0	2	7	5	2	0	0	0	0	0	0	0	16
16:00	0	0	2	6	4	0	0	0	0	0	0	0	0	12
16:15	0	0	0	6	4	0	0	0	0	0	0	0	0	8
16:30	0	0	3	6	7	1	0	0	0	0	0	0	0	17
16:45	0	1	2	10	5	1	0	0	0	0	0	0	0	19
17:00	0	0	4	6	7	0	0	0	0	0	0	0	0	17
17:15	0	0	1	8	8	0	0	0	0	0	0	0	0	17
17:30	0	1	3	4	9	0	0	0	0	0	0	0	0	17
17:45	0	0	2	5	3	2	0	0	0	0	0	0	0	12
18:00	0	0	2	6	5	0	0	0	0	0	0	0	0	13
18:15	0	0	0	9	1	0	0	0	0	0	0	0	0	10
18:30	0	3	2	6	4	1	1	0	0	0	0	0	0	17
18:45	0	0	1	9	6	1	0	0	0	0	0	0	0	17
19:00	0	0	4	8	1	0	0	0	0	0	0	0	0	13
19:15	0	1	3	8	4	1	0	0	0	0	0	0	0	17
19:30	1	1	6	5	3	0	0	0	0	0	0	0	0	16
19:45	0	0	4	5	5	0	0	0	0	0	0	0	0	14
20:00	0	1	0	7	3	0	0	0	0	0	0	0	0	11
20:15	0	0	5	2	3	0	0	0	0	0	0	0	0	10
20:30	0	1	2	4	2	0	0	0	0	0	0	0	0	10
20:45	0	1	0	5	0	0	0	0	0	0	0	0	0	6
21:00	0	1	3	3	0	0	0	0	0	0	0	0	0	7
21:15	0	1	3	4	1	0	0	0	0	0	0	0	0	9
21:30	0	0	1	1	1	0	0	0	0	0	0	0	0	3
21:45	0	0	0	0	2	2	1	0	0	0	0	0	0	5
22:00	0	1	2	0	2	0	0	0	0	0	0	0	0	5
22:15	0	0	1	1	0	0	0	0	0	0	0	0	0	2
22:30	0	0	1	1	1	0	0	0	0	0	0	0	0	3
22:45	0	0	1	0	0	0	0	0	0	0	0	0	0	1
23:00	0	0	2	0	0	0	0	0	0	0	0	0	0	2
23:15	0	0	0	0	1	0	0	0	0	0	0	0	0	1
23:30	0	0	2	0	1	0	0	0	0	0	0	0	0	3
23:45	0	0	0	0	0	0	0	0	0	0	0	0	0	0
<b>Totals</b>	<b>11</b>	<b>36</b>	<b>190</b>	<b>421</b>	<b>302</b>	<b>47</b>	<b>5</b>	<b>0</b>	<b>1</b>	<b>0</b>	<b>0</b>	<b>0</b>	<b>0</b>	<b>1016</b>
<b>% of Totals</b>	<b>1%</b>	<b>4%</b>	<b>19%</b>	<b>41%</b>	<b>30%</b>	<b>5%</b>	<b>0%</b>	<b>0%</b>	<b>0%</b>	<b>0%</b>	<b>0%</b>	<b>0%</b>	<b>0%</b>	<b>100%</b>

AM Peak Hour	11:30	12:00	12:30	13:00	13:30	14:00	14:30	15:00	15:30	16:00	16:30	17:00	17:30	18:00
Volume	2	20	41	47	47	9	2	2	2	2	3	3	3	2
PM Peak Hour	16:45	17:00	17:15	17:30	17:45	18:00	18:15	18:30	18:45	19:00	19:15	19:30	19:45	20:00
Volume	3	6	17	31	29	5	1	1	1	1	1	1	1	1
<b>Directional Peak Periods</b>	<b>AM 7-9</b>				<b>NOON 12-2</b>				<b>PM 4-6</b>				<b>Off Peak Volumes</b>	
<b>All Classes</b>	Volume	%	Volume	%	Volume	%	Volume	%	Volume	%	Volume	%	Volume	%
	194	19%	106	10%	119	12%	597	59%						

Street Name	Direction	15th	50th	Average	85th	95th	ADT
SW 87th Ave	North Bound	23	28	28	33	35	1016
SW 87th Ave	South Bound	22	28	27	33	35	960

South Bound

Table with columns: Time, < 15, 15 - 19, 20 - 24, 25 - 29, 30 - 34, 35 - 39, 40 - 44, 45 - 49, 50 - 54, 55 - 59, 60 - 64, 65 - 69, 70 +, Total. Rows include time intervals from 00:00 AM to 23:45.

Summary table with columns: AM Volumes, PM Volumes, Directional Peak Periods, All Classes. Includes sub-headers for % AM, % PM, Volume, and Percentiles.

Table with columns: Street Name, Direction, 15th, 50th, Average, 85th, 95th, ADT. Rows for SW 87th Ave North Bound and South Bound.

Summary

Time	< 15	15 - 19	20 - 24	25 - 29	30 - 34	35 - 39	40 - 44	45 - 49	50 - 54	55 - 59	60 - 64	65 - 69	70 +	Total
00:00 AM	0	0	1	4	3	0	0	0	0	0	0	0	0	8
00:15	0	0	1	4	0	0	0	0	0	0	0	0	0	5
00:30	0	0	1	1	1	0	0	0	0	0	0	0	0	2
00:45	0	0	1	0	0	0	0	0	0	0	0	0	0	1
01:00	0	0	0	0	0	0	0	0	0	0	0	0	0	0
01:15	0	1	0	1	0	1	0	0	0	0	0	0	0	3
01:30	0	0	2	0	0	0	0	0	0	0	0	0	0	2
01:45	0	0	0	0	0	0	0	0	0	0	0	0	0	0
02:00	0	1	0	1	0	0	0	0	0	0	0	0	0	2
02:15	0	0	0	1	0	0	0	0	0	0	0	0	0	1
02:30	0	1	0	1	0	0	0	0	0	0	0	0	0	2
02:45	0	0	0	0	0	0	0	0	0	0	0	0	0	0
03:00	0	0	0	0	0	0	0	0	0	0	0	0	0	0
03:15	0	0	0	0	0	0	0	0	0	0	0	0	0	0
03:30	0	0	0	0	0	0	0	0	0	0	0	0	0	0
03:45	0	0	0	0	0	0	0	0	0	0	0	0	0	0
04:00	0	0	0	0	0	0	0	0	0	0	0	0	0	0
04:15	0	1	0	0	1	0	0	0	0	0	0	0	0	2
04:30	0	0	0	0	1	0	0	0	0	0	0	0	0	1
04:45	0	0	0	3	0	0	0	0	0	0	0	0	0	3
05:00	0	0	0	0	0	0	0	0	0	0	0	0	0	0
05:15	0	0	0	0	1	1	0	0	0	0	0	0	0	3
05:30	0	0	0	5	1	0	0	0	0	0	0	0	0	6
05:45	1	0	1	4	1	1	0	0	0	0	0	0	0	8
06:00	1	0	2	3	6	4	0	0	0	0	0	0	0	16
06:15	0	1	1	2	5	2	0	0	0	0	0	0	0	11
06:30	0	0	2	12	4	2	0	0	0	0	0	0	0	20
06:45	0	0	2	5	7	1	1	0	0	0	0	0	0	16
07:00	1	1	4	14	13	0	0	0	0	0	0	0	0	33
07:15	1	0	5	13	15	1	0	0	0	0	0	0	0	35
07:30	0	0	4	9	12	1	0	0	0	0	0	0	0	26
07:45	0	0	5	10	11	5	0	0	0	0	0	0	0	31
08:00	1	0	8	11	9	0	0	0	0	0	0	0	0	29
08:15	0	1	4	13	4	1	0	0	0	0	0	0	0	23
08:30	1	0	7	22	9	3	0	0	0	0	0	0	0	42
08:45	1	2	10	15	7	0	0	0	0	0	0	0	0	35
09:00	0	1	6	14	7	1	0	0	0	0	0	0	0	29
09:15	0	0	4	9	4	5	0	0	0	0	0	0	0	23
09:30	0	0	7	13	7	2	0	0	0	0	0	0	0	28
09:45	1	0	7	7	6	4	0	0	0	0	0	0	0	25
10:00	0	1	12	10	5	2	0	0	0	0	0	0	0	30
10:15	0	1	3	7	10	1	0	0	0	0	0	0	0	22
10:30	0	5	4	12	7	0	1	0	0	0	0	0	0	29
10:45	0	2	4	11	11	0	1	0	0	0	0	0	0	28
11:00	0	0	2	9	11	0	1	0	0	0	0	0	0	23
11:15	0	1	2	17	4	0	0	0	0	0	0	0	0	24
11:30	1	5	10	13	10	0	0	0	0	0	0	0	0	39
11:45	0	2	10	9	5	1	1	0	0	0	0	0	0	28
12:00 PM	0	3	10	12	8	0	0	0	0	0	0	0	0	27
12:15	0	1	6	11	8	1	0	0	0	0	0	0	0	27
12:30	2	0	5	5	8	1	0	0	0	0	0	0	0	21
12:45	0	3	7	11	3	1	0	0	0	0	0	0	0	25
13:00	1	2	7	7	8	3	1	0	0	0	0	0	0	29
13:15	0	3	7	17	9	2	0	0	0	0	0	0	0	38
13:30	0	0	10	10	3	1	0	0	0	0	0	0	0	24
13:45	0	3	14	17	2	2	0	0	1	0	0	0	0	39
14:00	0	0	3	10	8	3	0	0	0	0	0	0	0	24
14:15	0	0	0	13	13	1	0	0	0	0	0	0	0	27
14:30	0	1	1	17	9	1	0	0	0	0	0	0	0	29
14:45	0	0	4	15	15	3	0	0	0	0	0	0	0	37
15:00	1	2	8	15	8	2	0	0	0	0	0	0	0	36
15:15	0	2	7	14	11	2	0	0	0	0	0	0	0	36
15:30	3	0	14	20	12	0	0	0	0	0	0	0	0	49
15:45	1	0	3	19	10	3	0	0	0	0	0	0	0	36
16:00	0	1	8	18	7	0	0	0	0	0	0	0	0	34
16:15	0	0	3	12	12	2	0	0	0	0	0	0	0	29
16:30	1	0	8	20	9	2	0	0	0	0	0	0	0	40
16:45	0	1	9	17	12	1	0	0	0	0	0	0	0	40
17:00	0	0	13	16	12	0	0	0	0	0	0	0	0	41
17:15	0	1	6	16	12	0	0	0	0	0	0	0	0	35
17:30	1	4	6	10	13	0	0	0	0	0	0	0	0	34
17:45	0	2	7	19	10	4	0	0	0	0	0	0	0	42
18:00	0	1	4	16	7	0	0	0	0	0	0	0	0	28
18:15	0	1	9	24	10	2	0	0	0	0	0	0	0	46
18:30	0	5	4	12	8	3	1	0	0	0	0	0	0	33
18:45	0	1	2	15	12	1	0	0	0	0	0	0	0	31
19:00	0	0	10	16	7	0	0	0	0	0	0	0	0	30
19:15	0	2	6	18	8	1	0	0	0	0	0	0	0	35
19:30	1	3	10	10	5	1	0	0	0	0	0	0	0	30
19:45	0	5	9	8	9	2	0	0	0	0	0	0	0	33
20:00	0	5	4	10	8	0	0	0	0	0	0	0	0	27
20:15	0	0	8	10	6	0	0	0	0	0	0	0	0	24
20:30	0	2	6	15	16	4	1	0	0	0	0	0	0	31
20:45	0	3	2	10	3	0	0	0	0	0	0	0	0	18
21:00	0	2	5	10	2	1	0	0	0	0	0	0	0	20
21:15	0	2	6	7	2	0	0	0	0	0	0	0	0	17
21:30	0	0	2	8	3	1	0	0	0	0	0	0	0	14
21:45	0	0	3	6	2	0	0	0	0	0	0	0	0	13
22:00	0	2	4	2	4	0	0	0	0	0	0	0	0	12
22:15	0	0	5	2	1	0	0	0	0	0	0	0	0	8
22:30	0	0	1	2	4	0	0	0	0	0	0	0	0	7
22:45	0	0	1	1	1	0	0	0	0	0	0	0	0	3
23:00	0	0	2	0	1	1	0	0	0	0	0	0	0	4
23:15	0	1	0	0	2	5	1	0	0	0	0	0	0	9
23:30	0	0	2	1	3	0	0	0	0	0	0	0	0	6
23:45	0	0	1	0	1	0	0	0	0	0	0	0	0	2
Totals	20	91	398	837	530	92	7	1	1	0	0	0	0	1976
% of Totals	1%	5%	20%	42%	27%	5%	0%	0%	0%	0%	0%	0%	0%	100%

AM Volumes		8	27	128	286	201	40	5	0	0	0	0	0	690			
% AM		0%	1%	6%	14%	10%	2%	0%	0%	0%	0%	0%	0%	35%			
AM Peak Hour		08:00	11:15	13:30	08:15	07:00	09:15	10:15						08:00			
Volume		3	11	30	64	51	13	3						123			
PM Volumes		11	64	270	551	339	52	2	0	1	0	0	0	1280			
% PM		1%	3%	14%	28%	17%	3%	0%	0%	0%	0%	0%	0%	65%			
PM Peak Hour		15:00	19:15	13:00	15:15	16:45	17:45	12:15	13:00					14:45			
Volume		5	35	38	71	49	9	1						153			
Directional Peak Periods		AM 7-9				NOON 12-2				PM 4-6				Off Peak Volumes			
All Classes		Volume				Volume				Volume				Volume			
		254				230				295				1197			
		13%				12%				15%				61%			

Street Name	Direction	Percentiles					
		15th	50th	Average	85th	95th	ADT
SW 87th Ave	Summary	22	28	28	33	35	1976

# SPEED

## SW 87th Ave Bet. SW 50th St & SW 87th Terrace

Day: Wednesday

Date: 6/7/2023

City: Cooper City

Project #: FL23\_140259\_033n

### North Bound

Time	< 15	15 - 19	20 - 24	25 - 29	30 - 34	35 - 39	40 - 44	45 - 49	50 - 54	55 - 59	60 - 64	65 - 69	70 +	Total
00:00 AM	0	0	0	2	1	0	0	0	0	0	0	0	0	3
01:00	0	0	0	1	0	0	0	0	0	0	0	0	0	1
02:00	0	0	0	0	0	0	0	0	0	0	0	0	0	0
03:00	0	0	0	0	0	0	0	0	0	0	0	0	0	0
04:00	0	1	0	3	1	0	0	0	0	0	0	0	0	5
05:00	1	0	1	9	3	1	0	0	0	0	0	0	0	15
06:00	0	0	6	22	20	9	1	0	0	0	0	0	0	58
07:00	2	0	12	37	47	5	0	0	0	0	0	0	0	103
08:00	0	0	18	47	22	4	0	0	0	0	0	0	0	91
09:00	1	0	14	24	12	6	0	0	0	0	0	0	0	57
10:00	0	6	14	25	21	2	0	0	0	0	0	0	0	68
11:00	1	3	10	24	25	1	2	0	0	0	0	0	0	66
12:00 PM	2	6	16	14	11	0	0	0	0	0	0	0	0	49
13:00	0	4	17	22	9	3	1	0	1	0	0	0	0	57
14:00	0	0	5	25	23	5	0	0	0	0	0	0	0	58
15:00	3	3	14	30	20	3	0	0	0	0	0	0	0	73
16:00	0	1	7	26	20	2	0	0	0	0	0	0	0	56
17:00	0	1	10	23	27	2	0	0	0	0	0	0	0	63
18:00	0	3	5	30	16	2	1	0	0	0	0	0	0	57
19:00	1	2	17	26	13	1	0	0	0	0	0	0	0	60
20:00	0	3	8	18	6	0	0	0	0	0	0	0	0	35
21:00	0	2	7	10	4	1	0	0	0	0	0	0	0	24
22:00	0	1	5	2	3	0	0	0	0	0	0	0	0	11
23:00	0	0	4	1	1	0	0	0	0	0	0	0	0	6
<b>Totals</b>	<b>11</b>	<b>36</b>	<b>190</b>	<b>421</b>	<b>305</b>	<b>47</b>	<b>5</b>		<b>1</b>					<b>1016</b>
<b>% of Totals</b>	<b>1%</b>	<b>4%</b>	<b>19%</b>	<b>41%</b>	<b>30%</b>	<b>5%</b>	<b>0%</b>		<b>0%</b>					<b>100%</b>

<b>AM Volumes</b>	5	10	75	194	152	28	3	0	0	0	0	0	0	467
<b>% AM</b>	0%	1%	7%	19%	15%	3%	0%							46%
<b>AM Peak Hour</b>	07:00	10:00	08:00	08:00	07:00	06:00	11:00							07:00
<b>Volume</b>	2	6	18	47	47	9	2							103
<b>PM Volumes</b>	6	26	115	227	153	19	2	0	1	0	0	0	0	549
<b>% PM</b>	1%	3%	11%	22%	15%	2%	0%		0%					54%
<b>PM Peak Hour</b>	15:00	12:00	13:00	15:00	17:00	14:00	13:00		13:00					15:00
<b>Volume</b>	3	6	17	30	27	5	1		1					73

Directional Peak Periods All Speeds	AM 7-9		NOON 12-2		PM 4-6		Off Peak Volumes	
	Volume	%	Volume	%	Volume	%	Volume	%
	194	↔ 19%	106	↔ 10%	119	↔ 12%	597	↔ 59%

Street Name	Direction	Percentiles					ADT
		15th	50th	Average	85th	95th	
SW 87th Ave	North Bound	23	28	28	33	35	1016
SW 87th Ave	South Bound	22	28	27	33	35	960



# SPEED

## SW 87th Ave Bet. SW 50th St & SW 87th Terrace

Day: Wednesday

Date: 6/7/2023

City: Cooper City

Project #: FL23\_140259\_033s

### South Bound

Time	< 15	15 - 19	20 - 24	25 - 29	30 - 34	35 - 39	40 - 44	45 - 49	50 - 54	55 - 59	60 - 64	65 - 69	70 +	Total
00:00 AM	0	0	2	4	7	0	0	0	0	0	0	0	0	13
01:00	0	1	0	2	0	1	0	0	0	0	0	0	0	4
02:00	0	2	0	3	0	0	0	0	0	0	0	0	0	5
03:00	0	0	0	0	0	0	0	0	0	0	0	0	0	0
04:00	0	0	0	1	0	1	0	0	0	0	0	0	0	2
05:00	0	0	0	1	0	1	0	0	0	0	0	0	0	2
06:00	1	1	1	0	2	0	0	0	0	0	0	0	0	5
07:00	0	1	6	9	4	2	0	0	0	0	0	0	0	22
08:00	3	3	11	14	7	0	0	0	0	0	0	0	0	38
09:00	0	1	10	19	12	6	0	0	0	0	0	0	0	48
10:00	0	3	9	15	12	1	2	0	0	0	0	0	0	42
11:00	0	5	14	24	5	0	0	0	0	0	0	0	0	48
12:00 PM	0	1	12	25	10	3	0	0	0	0	0	0	0	51
13:00	1	4	21	29	13	5	0	0	0	0	0	0	0	73
14:00	0	1	3	30	22	3	0	0	0	0	0	0	0	59
15:00	2	1	18	38	21	4	0	0	0	0	0	0	0	84
16:00	1	1	21	41	20	3	0	0	0	0	0	0	0	87
17:00	1	6	22	38	20	2	0	0	0	0	0	0	0	89
18:00	0	5	14	37	21	4	0	0	0	0	0	0	0	81
19:00	0	8	18	28	11	3	0	0	0	0	0	0	0	68
20:00	0	7	12	30	15	1	0	0	0	0	0	0	0	65
21:00	0	2	7	21	7	3	0	0	0	0	0	0	0	40
22:00	0	1	6	5	7	0	0	0	0	0	0	0	0	19
23:00	0	1	1	2	9	2	0	0	0	0	0	0	0	15
<b>Totals</b>	<b>9</b>	<b>55</b>	<b>208</b>	<b>416</b>	<b>225</b>	<b>45</b>	<b>2</b>							<b>960</b>
<b>% of Totals</b>	1%	6%	22%	43%	23%	5%	0%							100%

<b>AM Volumes</b>	4	17	53	92	49	12	2	0	0	0	0	0	0	229
<b>% AM</b>	0%	2%	6%	10%	5%	1%	0%							24%
<b>AM Peak Hour</b>	08:00	11:00	11:00	11:00	09:00	09:00	10:00							09:00
<b>Volume</b>	3	5	14	24	12	6	2							48
<b>PM Volumes</b>	5	38	155	324	176	33	0	0	0	0	0	0	0	731
<b>% PM</b>	1%	4%	16%	34%	18%	3%								76%
<b>PM Peak Hour</b>	15:00	19:00	17:00	16:00	14:00	13:00								17:00
<b>Volume</b>	2	8	22	41	22	5								89

Directional Peak Periods All Speeds	AM 7-9		NOON 12-2		PM 4-6		Off Peak Volumes	
	Volume	%	Volume	%	Volume	%	Volume	%
	60	↔ 6%	124	↔ 13%	176	↔ 18%	600	↔ 63%

Street Name	Direction	Percentiles					ADT
		15th	50th	Average	85th	95th	
SW 87th Ave	North Bound	23	28	28	33	35	1016
SW 87th Ave	South Bound	22	28	27	33	35	960

# SPEED

SW 87th Ave Bet. SW 50th St & SW 87th Terrace

Day: Wednesday

Date: 6/7/2023

City: Cooper City

Project #: FL23\_140259\_033

## Summary

Time	< 15	15 - 19	20 - 24	25 - 29	30 - 34	35 - 39	40 - 44	45 - 49	50 - 54	55 - 59	60 - 64	65 - 69	70 +	Total
00:00 AM	0	0	2	6	8	0	0	0	0	0	0	0	0	16
01:00	0	1	0	3	0	1	0	0	0	0	0	0	0	5
02:00	0	2	0	3	0	0	0	0	0	0	0	0	0	5
03:00	0	0	0	0	0	0	0	0	0	0	0	0	0	0
04:00	0	1	0	4	1	1	0	0	0	0	0	0	0	7
05:00	1	0	1	10	3	2	0	0	0	0	0	0	0	17
06:00	1	1	7	22	22	9	1	0	0	0	0	0	0	63
07:00	2	1	18	46	51	7	0	0	0	0	0	0	0	125
08:00	3	3	29	61	29	4	0	0	0	0	0	0	0	129
09:00	1	1	24	43	24	12	0	0	0	0	0	0	0	105
10:00	0	9	23	40	33	3	2	0	0	0	0	0	0	110
11:00	1	8	24	48	30	1	2	0	0	0	0	0	0	114
12:00 PM	2	7	28	39	21	3	0	0	0	0	0	0	0	100
13:00	1	8	38	51	22	8	1	0	1	0	0	0	0	130
14:00	0	1	8	55	45	8	0	0	0	0	0	0	0	117
15:00	5	4	32	68	41	7	0	0	0	0	0	0	0	157
16:00	1	2	28	67	40	5	0	0	0	0	0	0	0	143
17:00	1	7	32	61	47	4	0	0	0	0	0	0	0	152
18:00	0	8	19	67	37	6	1	0	0	0	0	0	0	138
19:00	1	10	35	54	24	4	0	0	0	0	0	0	0	128
20:00	0	10	20	48	21	1	0	0	0	0	0	0	0	100
21:00	0	4	14	31	11	4	0	0	0	0	0	0	0	64
22:00	0	2	11	7	10	0	0	0	0	0	0	0	0	30
23:00	0	1	5	3	10	2	0	0	0	0	0	0	0	21
<b>Totals</b>	<b>20</b>	<b>91</b>	<b>398</b>	<b>837</b>	<b>530</b>	<b>92</b>	<b>7</b>		<b>1</b>					<b>1976</b>
<b>% of Totals</b>	<b>1%</b>	<b>5%</b>	<b>20%</b>	<b>42%</b>	<b>27%</b>	<b>5%</b>	<b>0%</b>		<b>0%</b>					<b>100%</b>

<b>AM Volumes</b>	9	27	128	286	201	40	5	0	0	0	0	0	0	696
<b>% AM</b>	0%	1%	6%	14%	10%	2%	0%							35%
<b>AM Peak Hour</b>	08:00	10:00	08:00	08:00	07:00	09:00	10:00							08:00
<b>Volume</b>	3	9	29	61	51	12	2							129
<b>PM Volumes</b>	11	64	270	551	329	52	2	0	1	0	0	0	0	1280
<b>% PM</b>	1%	3%	14%	28%	17%	3%	0%		0%					65%
<b>PM Peak Hour</b>	15:00	19:00	13:00	15:00	17:00	13:00	13:00		13:00					15:00
<b>Volume</b>	5	10	38	68	47	8	1		1					157

Directional Peak Periods All Speeds	AM 7-9		NOON 12-2		PM 4-6		Off Peak Volumes	
	Volume	%	Volume	%	Volume	%	Volume	%
	254	↔ 13%	230	↔ 12%	295	↔ 15%	1197	↔ 61%

Street Name	Direction	Percentiles					ADT
		15th	50th	Average	85th	95th	
SW 87th Ave	Summary	22	28	28	33	35	1976

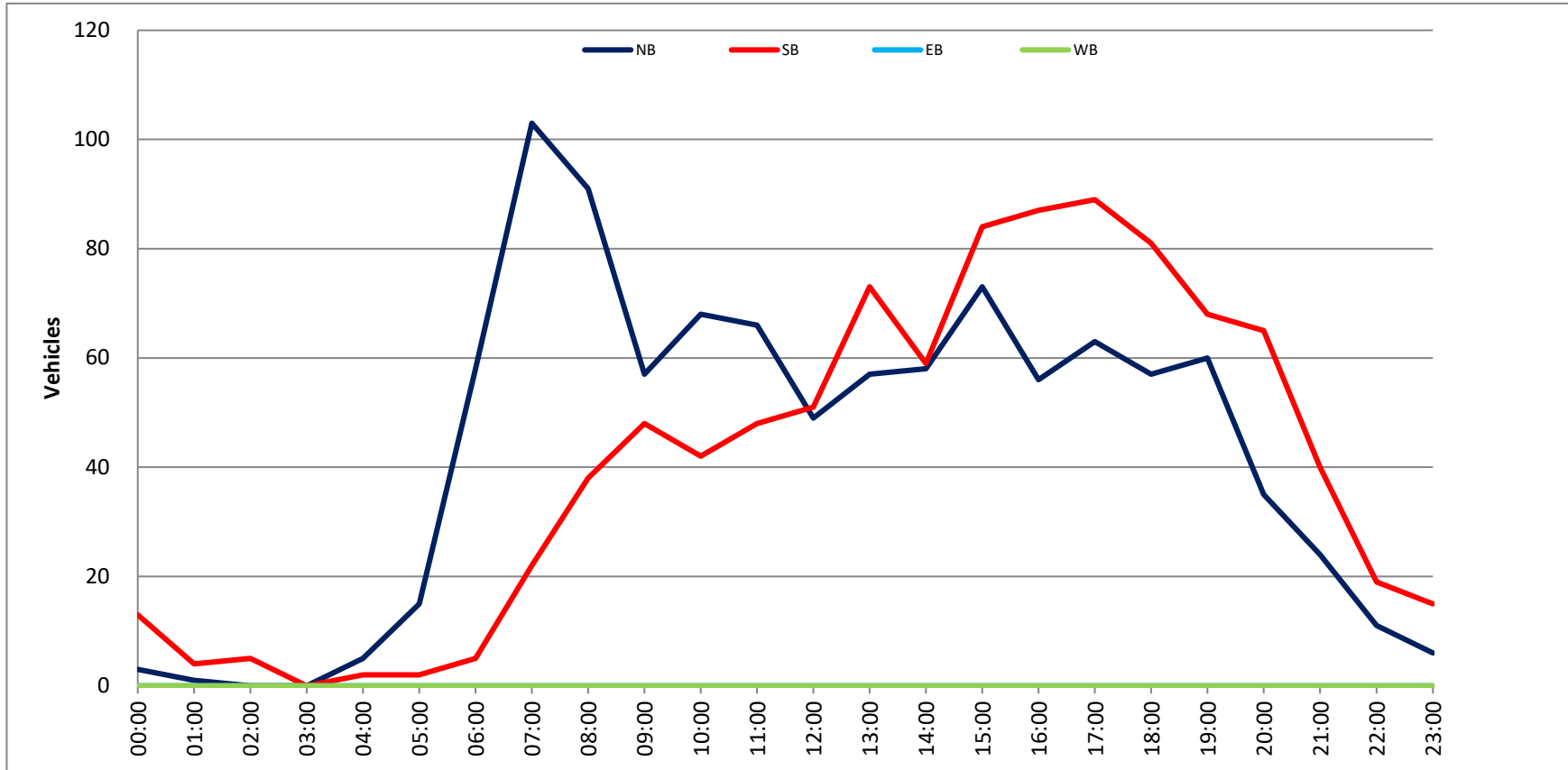
# VOLUME

SW 87th Ave Bet. SW 50th St & SW 87th Terrace

Day: Wednesday  
Date: 6/7/2023

City: Cooper City  
Project #: FL23\_140259\_033

DAILY TOTALS										NB		SB		EB		WB		Total
										1,016		960		0		0		1,976
AM Period	NB	SB	EB	WB	TOTAL	PM Period	NB	SB	EB	WB	TOTAL							TOTAL
00:00	1	7	0	0	8	12:00	14	13	0	0	27							27
00:15	1	4	0	0	5	12:15	18	9	0	0	27							27
00:30	1	1	0	0	2	12:30	7	14	0	0	21							21
00:45	0	3	13	0	16	12:45	10	49	15	51	25							100
01:00	0	0	0	0	0	13:00	15	14	0	0	29							29
01:15	0	3	0	0	3	13:15	14	24	0	0	38							38
01:30	1	1	0	0	2	13:30	10	14	0	0	24							24
01:45	0	1	4	0	5	13:45	18	57	21	73	39							130
02:00	0	2	0	0	2	14:00	13	11	0	0	24							24
02:15	0	1	0	0	1	14:15	11	16	0	0	27							27
02:30	0	2	0	0	2	14:30	14	15	0	0	29							29
02:45	0	0	5	0	5	14:45	20	58	17	59	37							117
03:00	0	0	0	0	0	15:00	17	19	0	0	36							36
03:15	0	0	0	0	0	15:15	16	20	0	0	36							36
03:30	0	0	0	0	0	15:30	24	25	0	0	49							49
03:45	0	0	0	0	0	15:45	16	73	20	84	36							157
04:00	1	0	0	0	1	16:00	12	22	0	0	34							34
04:15	2	0	0	0	2	16:15	8	21	0	0	29							29
04:30	0	1	0	0	1	16:30	19	23	0	0	40							40
04:45	2	5	1	2	7	16:45	17	56	21	87	40							143
05:00	0	0	0	0	0	17:00	17	24	0	0	41							41
05:15	3	0	0	0	3	17:15	17	18	0	0	35							35
05:30	6	0	0	0	6	17:30	17	17	0	0	34							34
05:45	6	15	2	2	17	17:45	12	63	30	89	42							152
06:00	15	1	0	0	16	18:00	13	15	0	0	28							28
06:15	9	2	0	0	11	18:15	10	36	0	0	46							46
06:30	19	1	0	0	20	18:30	17	16	0	0	33							33
06:45	15	58	1	5	63	18:45	17	57	14	81	31							138
07:00	26	7	0	0	33	19:00	13	17	0	0	30							30
07:15	30	5	0	0	35	19:15	17	18	0	0	35							35
07:30	23	3	0	0	26	19:30	16	14	0	0	30							30
07:45	24	103	7	22	31	19:45	14	60	19	68	33							128
08:00	24	5	0	0	29	20:00	11	16	0	0	27							27
08:15	15	8	0	0	23	20:15	10	14	0	0	24							24
08:30	29	13	0	0	42	20:30	8	23	0	0	31							31
08:45	23	91	12	38	35	20:45	6	35	12	65	18							100
09:00	17	12	0	0	29	21:00	7	13	0	0	20							20
09:15	9	13	0	0	22	21:15	9	8	0	0	17							17
09:30	15	14	0	0	29	21:30	3	11	0	0	14							14
09:45	16	57	9	48	25	21:45	5	24	8	40	13							64
10:00	22	8	0	0	30	22:00	5	7	0	0	12							12
10:15	11	11	0	0	22	22:15	2	6	0	0	8							8
10:30	20	9	0	0	29	22:30	3	4	0	0	7							7
10:45	15	68	14	42	29	22:45	1	11	2	19	3							30
11:00	17	6	0	0	23	23:00	2	2	0	0	4							4
11:15	14	10	0	0	24	23:15	1	8	0	0	9							9
11:30	20	19	0	0	39	23:30	3	3	0	0	6							6
11:45	15	66	13	48	28	23:45	0	6	2	15	2							21
TOTALS	467	229			696	TOTALS	549	731			1280							
SPLIT %	67.1%	32.9%			35.2%	SPLIT %	42.9%	57.1%			64.8%							
<b>DAILY TOTALS</b>										NB		SB		EB		WB		Total
										1,016		960		0		0		1,976
AM Peak Hour	07:00	11:15			08:00	PM Peak Hour	14:45	17:30			14:45							14:45
AM Pk Volume	103	55			129	PM Pk Volume	77	98			158							158
PK Hr Factor	0.858	0.724			0.768	PK Hr Factor	0.802	0.681			0.806							0.806
7 - 9 Volume	194	60			254	4 - 6 Volume	119	176			295							295
7 - 9 Peak Hour	07:00	08:00			08:00	4 - 6 Peak Hour	16:30	16:15			16:30							16:30
7 - 9 Pk Volume	103	38			129	4 - 6 Pk Volume	70	89			156							156
PK Hr Factor	0.858	0.731			0.768	PK Hr Factor	0.921	0.927			0.951							0.951



North Bound

Time	< 15	15 - 19	20 - 24	25 - 29	30 - 34	35 - 39	40 - 44	45 - 49	50 - 54	55 - 59	60 - 64	65 - 69	70 +	Total
00:00 AM	0	0	0	0	0	1	0	0	0	0	0	0	0	1
00:15	0	0	0	0	0	0	0	0	0	0	0	0	0	0
00:30	0	0	0	0	0	1	0	0	0	0	0	0	0	1
00:45	0	0	0	0	0	0	0	0	0	0	0	0	0	0
01:00	0	0	0	0	0	0	0	0	0	0	0	0	0	0
01:15	0	0	0	0	0	0	0	0	0	0	0	0	0	0
01:30	0	0	0	0	0	0	0	0	0	0	0	0	0	0
01:45	0	0	0	0	0	0	0	0	0	0	0	0	0	0
02:00	0	0	0	0	0	0	0	0	0	0	0	0	0	0
02:15	0	0	0	0	2	0	0	0	0	0	0	0	0	2
02:30	0	0	0	0	0	0	0	0	0	0	0	0	0	0
02:45	0	0	0	0	0	0	0	0	0	0	0	0	0	0
03:00	0	0	0	0	0	0	0	0	0	0	0	0	0	0
03:15	0	0	0	0	0	0	0	0	0	0	0	0	0	0
03:30	0	0	0	0	0	0	0	0	0	0	0	0	0	0
03:45	0	0	0	0	0	0	0	0	0	0	0	0	0	0
04:00	0	0	1	0	0	0	0	0	0	0	0	0	0	1
04:15	0	1	0	0	0	0	0	0	0	0	0	0	0	1
04:30	0	0	0	0	0	0	0	0	0	0	0	0	0	0
04:45	0	0	0	1	0	0	0	0	0	0	0	0	0	1
05:00	0	0	1	1	1	0	0	0	0	0	0	0	0	3
05:15	0	0	0	1	2	0	0	0	0	0	0	0	0	3
05:30	0	0	0	3	4	1	0	0	0	0	0	0	0	8
05:45	0	0	0	4	2	0	0	0	0	0	0	0	0	6
06:00	0	0	0	6	5	0	1	0	0	0	0	0	0	12
06:15	0	0	0	7	1	0	1	0	0	0	0	0	0	9
06:30	0	0	1	7	4	1	0	0	0	0	0	0	0	13
06:45	0	0	2	10	6	2	2	0	0	0	0	0	0	22
07:00	1	0	1	10	12	5	0	0	0	0	0	0	0	29
07:15	0	1	0	12	13	1	2	0	0	0	0	0	0	29
07:30	0	0	5	7	14	0	1	0	0	0	0	0	0	27
07:45	0	0	3	6	6	2	0	0	0	0	0	0	0	15
08:00	0	0	0	8	7	5	1	0	0	0	0	0	0	21
08:15	0	0	2	13	10	0	1	0	0	0	0	0	0	26
08:30	0	1	4	6	12	2	0	0	0	0	0	0	0	25
08:45	0	2	3	12	6	2	1	0	0	0	0	0	0	26
09:00	0	0	2	8	8	0	1	0	0	0	0	0	0	19
09:15	0	2	2	4	3	0	0	0	0	0	0	0	0	15
09:30	0	0	2	4	9	3	0	0	0	0	0	0	0	18
09:45	0	0	4	3	6	0	0	0	0	0	0	0	0	13
10:00	0	0	1	7	2	0	0	0	0	0	0	0	0	10
10:15	0	0	2	7	4	1	0	0	0	0	0	0	0	14
10:30	0	0	2	5	6	1	0	0	0	0	0	0	0	14
10:45	0	0	0	10	10	3	0	0	0	0	0	0	0	23
11:00	0	4	5	1	6	1	0	0	0	0	0	0	0	17
11:15	0	0	2	12	1	3	0	0	0	0	0	0	0	18
11:30	1	0	4	6	6	3	0	0	0	0	0	0	0	20
11:45	2	0	4	8	7	0	0	0	0	0	0	0	0	21
12:00 PM	0	2	3	11	2	0	0	0	0	0	0	0	0	18
12:15	0	0	2	6	8	1	1	0	0	0	0	0	0	18
12:30	0	2	4	9	6	0	0	0	0	0	0	0	0	21
12:45	0	2	0	13	4	1	0	0	0	0	0	0	0	20
13:00	0	0	5	2	1	0	0	0	0	0	0	0	0	8
13:15	1	0	2	3	3	1	0	0	0	0	0	0	0	10
13:30	0	1	0	0	7	0	0	0	0	0	0	0	0	10
13:45	0	1	3	2	0	0	0	0	0	0	0	0	0	6
14:00	0	0	1	6	0	2	0	0	0	0	0	0	0	9
14:15	0	0	2	2	5	1	0	0	0	0	0	0	0	10
14:30	0	1	5	5	6	0	0	0	0	0	0	0	0	17
14:45	0	0	0	8	5	4	0	0	0	0	0	0	0	17
15:00	1	0	0	7	3	1	0	0	0	0	0	0	0	14
15:15	0	0	2	3	7	0	0	0	0	0	0	0	0	12
15:30	0	1	4	13	7	1	0	0	0	0	0	0	0	26
15:45	0	0	2	12	5	2	0	0	0	0	0	0	0	21
16:00	0	0	2	10	1	0	0	0	0	0	0	0	0	13
16:15	0	0	0	8	3	0	0	0	0	0	0	0	0	11
16:30	1	1	5	3	1	0	0	0	0	0	0	0	0	11
16:45	0	0	5	8	3	0	0	0	0	0	0	0	0	16
17:00	0	0	4	9	5	1	0	0	0	0	0	0	0	19
17:15	0	0	1	8	6	1	0	0	0	0	0	0	0	16
17:30	0	0	1	10	6	1	0	0	0	0	0	0	0	18
17:45	0	1	1	5	7	0	0	0	0	0	0	0	0	14
18:00	0	0	2	13	6	0	0	0	0	0	0	0	0	21
18:15	1	0	3	5	7	0	0	0	0	0	0	0	0	16
18:30	0	0	2	7	0	0	0	0	0	0	0	0	0	9
18:45	0	1	3	9	9	1	0	0	0	0	0	0	0	23
19:00	0	0	3	8	3	0	1	0	0	0	0	0	0	15
19:15	0	0	2	12	5	0	0	0	0	0	0	0	0	19
19:30	0	2	3	6	1	1	0	0	0	0	0	0	0	13
19:45	1	0	2	7	1	0	0	0	0	0	0	0	0	11
20:00	0	1	4	3	0	0	0	0	0	0	0	0	0	8
20:15	0	1	2	3	2	1	0	0	0	0	0	0	0	9
20:30	0	1	1	4	1	1	0	0	0	0	0	0	0	11
20:45	0	0	1	3	5	1	0	0	0	0	0	0	0	10
21:00	1	0	1	5	2	0	0	0	0	0	0	0	0	9
21:15	0	0	4	6	2	0	2	0	0	0	0	0	0	14
21:30	0	0	0	2	2	0	0	0	0	0	0	0	0	4
21:45	0	0	0	5	2	2	0	0	0	0	0	0	0	10
22:00	1	0	1	2	2	1	0	0	0	0	0	0	0	7
22:15	0	2	2	2	0	0	1	0	0	0	0	0	0	7
22:30	0	0	0	1	0	0	0	0	0	0	0	0	0	1
22:45	0	0	2	0	0	0	0	0	0	0	0	0	0	2
23:00	0	0	1	2	0	0	0	0	0	0	0	0	0	3
23:15	0	0	0	1	0	2	1	0	0	0	0	0	0	4
23:30	0	0	0	1	0	0	0	0	0	0	0	0	0	1
23:45	0	0	0	1	0	0	1	0	0	0	0	0	0	5
<b>Totals</b>	<b>11</b>	<b>31</b>	<b>148</b>	<b>471</b>	<b>323</b>	<b>68</b>	<b>17</b>							<b>1070</b>
<b>% of Totals</b>	<b>1%</b>	<b>3%</b>	<b>14%</b>	<b>44%</b>	<b>30%</b>	<b>6%</b>	<b>2%</b>							<b>100%</b>

Directional Peak Periods	AM 7-9		NOON 12-2		PM 4-6		Off Peak Volumes	
All Classes	Volume	%	Volume	%	Volume	%	Volume	%
	198	19%	111	10%	118	11%	643	60%

Street Name	Direction	Percentiles					
		15th	50th	Average	85th	95th	ADT
SW 87th Ave	North Bound	24	29	29	34	37	1070
SW 87th Ave	South Bound	21	27	26	31	34	958

South Bound

Time	< 15	15 - 19	20 - 24	25 - 29	30 - 34	35 - 39	40 - 44	45 - 49	50 - 54	55 - 59	60 - 64	65 - 69	70 +	Total
00:00 AM	0	0	1	0	0	0	0	0	0	0	0	0	0	1
00:15	0	0	0	2	0	0	0	0	0	0	0	0	0	2
00:30	0	0	0	1	2	0	0	0	0	0	0	0	0	3
00:45	0	0	0	0	0	0	0	0	0	0	0	0	0	0
01:00	0	0	0	0	1	0	0	0	0	0	0	0	0	1
01:15	0	0	1	0	0	0	0	0	0	0	0	0	0	1
01:30	0	0	1	0	0	0	0	0	0	0	0	0	0	1
01:45	0	0	0	1	0	0	0	0	0	0	0	0	0	1
02:00	0	0	0	0	0	0	0	0	0	0	0	0	0	0
02:15	0	0	0	0	0	0	0	0	0	0	0	0	0	0
02:30	0	0	0	0	0	0	0	0	0	0	0	0	0	0
02:45	0	0	0	0	0	0	0	0	0	0	0	0	0	0
03:00	0	0	0	0	0	0	0	0	0	0	0	0	0	0
03:15	0	0	0	0	0	0	0	0	0	0	0	0	0	0
03:30	0	0	0	0	0	0	0	0	0	0	0	0	0	0
03:45	0	0	0	0	0	0	0	0	0	0	0	0	0	0
04:00	0	0	0	1	0	0	0	0	0	0	0	0	0	1
04:15	0	0	0	0	0	0	0	0	0	0	0	0	0	0
04:30	0	0	0	0	0	0	0	0	0	0	0	0	0	0
04:45	0	0	0	0	1	0	0	0	0	0	0	0	0	1
05:00	0	0	1	0	0	0	0	0	0	0	0	0	0	1
05:15	0	0	0	0	0	0	0	0	0	0	0	0	0	0
05:30	0	0	0	0	1	0	0	0	0	0	0	0	0	1
05:45	0	0	0	0	0	0	0	0	0	0	0	0	0	0
06:00	0	0	0	0	0	0	0	0	0	0	0	0	0	0
06:15	0	0	0	1	1	0	0	0	0	0	0	0	0	2
06:30	1	0	0	0	0	1	0	0	0	0	0	0	0	2
06:45	0	1	1	1	0	0	0	0	0	0	0	0	0	3
07:00	0	0	0	1	1	0	0	0	0	0	0	0	0	2
07:15	0	0	0	3	1	1	0	0	0	0	0	0	0	5
07:30	0	0	1	4	2	0	0	0	0	0	0	0	0	7
07:45	0	0	1	5	1	0	0	0	0	0	0	0	0	7
08:00	0	1	0	4	5	1	0	0	0	0	0	0	0	11
08:15	0	1	3	2	2	1	0	0	0	0	0	0	0	9
08:30	1	0	5	5	7	0	0	0	0	0	0	0	0	18
08:45	0	0	1	4	3	0	0	0	0	0	0	0	0	8
09:00	0	0	2	2	4	0	0	0	0	0	0	0	0	8
09:15	0	0	1	2	3	0	0	0	0	0	0	0	0	6
09:30	0	0	1	3	0	1	0	0	0	0	0	0	0	5
09:45	0	0	0	4	2	0	0	0	0	0	0	0	0	6
10:00	0	0	3	6	5	2	0	0	0	0	0	0	0	16
10:15	0	1	3	4	6	1	0	0	0	0	0	0	0	15
10:30	0	1	1	2	3	1	0	0	0	0	0	0	0	8
10:45	0	0	0	6	3	0	0	0	0	0	0	0	0	9
11:00	0	1	7	5	2	0	0	0	0	0	0	0	0	15
11:15	0	0	1	5	1	0	0	0	0	0	0	0	0	7
11:30	0	1	1	9	2	2	0	0	0	0	0	0	0	15
11:45	0	1	0	7	2	0	0	0	0	0	0	0	0	10
12:00 PM	1	3	1	10	4	1	0	0	0	0	0	0	0	17
12:15	0	3	1	5	2	0	0	0	0	0	0	0	0	11
12:30	0	1	1	6	1	3	0	0	0	0	0	0	0	12
12:45	0	0	6	8	4	0	0	0	0	0	0	0	0	18
13:00	1	3	4	2	1	0	0	0	0	0	0	0	0	11
13:15	1	1	2	6	2	0	0	0	0	0	0	0	0	12
13:30	0	0	4	6	3	0	0	0	0	0	0	0	0	13
13:45	0	1	3	5	3	0	0	0	0	0	0	0	0	12
14:00	0	2	5	7	2	1	0	0	0	0	0	0	0	17
14:15	0	3	9	5	2	0	0	0	0	0	0	0	0	19
14:30	0	1	6	10	4	0	1	0	0	0	0	0	0	22
14:45	0	0	4	10	1	1	0	0	0	0	0	0	0	16
15:00	2	1	3	10	3	0	0	0	0	0	0	0	0	18
15:15	1	0	2	12	5	0	0	0	0	0	0	0	0	20
15:30	0	0	3	7	1	0	0	0	0	0	0	0	0	11
15:45	0	0	9	15	3	0	0	0	0	0	0	0	0	27
16:00	0	0	11	10	5	0	0	0	0	0	0	0	0	26
16:15	1	1	4	11	0	1	0	0	0	0	0	0	0	18
16:30	0	2	14	6	1	0	0	0	0	0	0	0	0	23
16:45	0	4	16	10	2	0	0	0	0	0	0	0	0	32
17:00	1	0	3	14	3	0	0	0	0	0	0	0	0	21
17:15	0	0	4	10	4	0	0	0	0	0	0	0	0	18
17:30	0	0	8	9	6	0	0	0	0	0	0	0	0	23
17:45	0	1	7	18	2	0	0	0	0	0	0	0	0	28
18:00	0	0	5	10	3	0	0	0	0	0	0	0	0	18
18:15	1	1	4	9	0	0	0	0	0	0	0	0	0	15
18:30	0	2	8	10	5	0	0	0	0	0	0	0	0	25
18:45	0	0	2	10	4	1	0	0	0	0	0	0	0	17
19:00	0	0	10	4	1	0	0	0	0	0	0	0	0	15
19:15	0	0	1	11	2	0	0	0	0	0	0	0	0	29
19:30	0	3	3	7	3	0	0	0	0	0	0	0	0	16
19:45	3	1	8	7	0	0	0	0	0	0	0	0	0	19
20:00	0	0	4	8	4	0	0	0	0	0	0	0	0	16
20:15	0	0	4	6	3	0	0	0	0	0	0	0	0	13
20:30	0	0	8	9	4	2	0	0	0	0	0	0	0	16
20:45	1	0	6	5	0	1	0	0	0	0	0	0	0	13
21:00	0	3	5	8	3	0	0	0	0	0	0	0	0	19
21:15	1	0	3	8	0	0	0	0	0	0	0	0	0	12
21:30	0	2	2	3	3	0	0	0	0	0	0	0	0	10
21:45	0	0	4	5	2	0	0	0	0	0	0	0	0	11
22:00	0	1	4	5	1	0	0	0	0	0	0	0	0	11
22:15	0	2	3	0	1	0	0	0	0	0	0	0	0	6
22:30	0	0	3	0	0	0	0	0	0	0	0	0	0	3
22:45	0	0	0	2	0	0	0	0	0	0	0	0	0	2
23:00	0	0	2	5	0	0	0	0	0	0	0	0	0	7
23:15	0	1	0	3	0	0	0	0	0	0	0	0	0	4
23:30	0	0	1	3	1	0	0	0	0	0	0	0	0	5
23:45	0	1	2	0	1	0	0	0	0	0	0	0	0	4
<b>Totals</b>	<b>16</b>	<b>50</b>	<b>267</b>	<b>440</b>	<b>165</b>	<b>18</b>	<b>1</b>							<b>958</b>
<b>% of Totals</b>	<b>2%</b>	<b>5%</b>	<b>28%</b>	<b>46%</b>	<b>17%</b>	<b>2%</b>	<b>0%</b>							<b>100%</b>

AM Volumes		PM Volumes		NOON 12-2		PM 4-6		Off Peak Volumes	
Volume	%	Volume	%	Volume	%	Volume	%	Volume	%
228	24%	750	78%	106	11%	189	20%	596	62%
1130	12%	1680	18%	106	11%	189	20%	596	62%

Street Name	Direction	Percentiles					
		15th	50th	Average	85th	95th	ADT
SW 87th Ave	North Bound	24	29	29	34	37	1070
SW 87th Ave	South Bound	21	27	26	31	34	958

Summary

Time	< 15	15 - 19	20 - 24	25 - 29	30 - 34	35 - 39	40 - 44	45 - 49	50 - 54	55 - 59	60 - 64	65 - 69	70 +	Total
00:00 AM	0	0	1	0	0	1	0	0	0	0	0	0	0	2
00:15	0	0	2	0	0	2	0	0	0	0	0	0	0	2
00:30	0	0	0	1	2	1	0	0	0	0	0	0	0	4
00:45	0	0	0	0	0	0	0	0	0	0	0	0	0	0
01:00	0	0	0	0	1	0	0	0	0	0	0	0	0	1
01:15	0	0	1	0	0	0	0	0	0	0	0	0	0	1
01:30	0	0	1	0	0	0	0	0	0	0	0	0	0	1
01:45	0	0	0	1	0	0	0	0	0	0	0	0	0	1
02:00	0	0	0	0	0	0	0	0	0	0	0	0	0	0
02:15	0	0	0	0	2	0	0	0	0	0	0	0	0	2
02:30	0	0	0	0	0	0	0	0	0	0	0	0	0	0
02:45	0	0	0	0	0	0	0	0	0	0	0	0	0	0
03:00	0	0	0	0	0	0	0	0	0	0	0	0	0	0
03:15	0	0	0	0	0	0	0	0	0	0	0	0	0	0
03:30	0	0	0	0	0	0	0	0	0	0	0	0	0	0
03:45	0	0	0	0	0	0	0	0	0	0	0	0	0	0
04:00	0	0	1	1	0	0	0	0	0	0	0	0	0	2
04:15	0	1	0	0	0	0	0	0	0	0	0	0	0	1
04:30	0	0	0	0	0	0	0	0	0	0	0	0	0	0
04:45	0	0	0	1	1	0	0	0	0	0	0	0	0	2
05:00	0	0	2	1	1	0	0	0	0	0	0	0	0	4
05:15	0	0	0	1	2	0	0	0	0	0	0	0	0	3
05:30	0	0	0	3	5	1	0	0	0	0	0	0	0	9
05:45	0	0	0	4	2	0	0	0	0	0	0	0	0	6
06:00	0	0	0	6	5	0	1	0	0	0	0	0	0	12
06:15	0	0	0	8	2	0	1	0	0	0	0	0	0	11
06:30	1	0	1	7	1	0	1	0	0	0	0	0	0	15
06:45	0	1	3	11	6	2	2	0	0	0	0	0	0	25
07:00	1	0	1	11	13	5	0	0	0	0	0	0	0	31
07:15	0	1	0	15	14	2	2	0	0	0	0	0	0	34
07:30	0	0	6	11	16	0	1	0	0	0	0	0	0	34
07:45	0	0	2	11	7	2	0	0	0	0	0	0	0	22
08:00	0	1	0	12	12	6	1	0	0	0	0	0	0	32
08:15	0	1	5	15	12	1	1	0	0	0	0	0	0	35
08:30	1	1	9	11	19	2	0	0	0	0	0	0	0	43
08:45	0	2	4	16	9	2	1	0	0	0	0	0	0	34
09:00	0	0	4	10	12	0	1	0	0	0	0	0	0	27
09:15	0	2	3	6	7	3	0	0	0	0	0	0	0	21
09:30	0	0	3	7	9	4	0	0	0	0	0	0	0	23
09:45	0	0	4	7	8	0	0	0	0	0	0	0	0	19
10:00	0	0	4	13	7	2	0	0	0	0	0	0	0	26
10:15	0	1	5	11	10	2	0	0	0	0	0	0	0	29
10:30	0	1	3	7	9	2	0	0	0	0	0	0	0	22
10:45	0	0	0	16	13	3	0	0	0	0	0	0	0	32
11:00	0	5	12	6	8	1	0	0	0	0	0	0	0	32
11:15	0	3	17	2	3	0	0	0	0	0	0	0	0	25
11:30	1	1	5	15	8	5	0	0	0	0	0	0	0	35
11:45	2	1	4	15	9	0	0	0	0	0	0	0	0	31
12:00 PM	1	2	4	21	6	1	0	0	0	0	0	0	0	35
12:15	0	3	3	11	10	1	1	0	0	0	0	0	0	29
12:30	0	3	5	15	7	3	0	0	0	0	0	0	0	33
12:45	0	2	6	21	8	1	0	0	0	0	0	0	0	38
13:00	1	3	9	4	2	0	0	0	0	0	0	0	0	19
13:15	2	1	4	9	5	1	0	0	0	0	0	0	0	22
13:30	0	1	4	15	5	0	0	0	0	0	0	0	0	23
13:45	0	2	6	7	3	0	0	0	0	0	0	0	0	18
14:00	0	2	6	13	2	3	0	0	0	0	0	0	0	26
14:15	0	3	11	7	7	1	0	0	0	0	0	0	0	29
14:30	0	2	11	15	10	0	1	0	0	0	0	0	0	39
14:45	0	0	4	18	6	5	0	0	0	0	0	0	0	33
15:00	3	1	5	17	6	1	0	0	0	0	0	0	0	33
15:15	1	0	4	15	12	0	0	0	0	0	0	0	0	32
15:30	0	1	7	20	8	1	0	0	0	0	0	0	0	37
15:45	0	0	11	27	8	2	0	0	0	0	0	0	0	48
16:00	0	0	13	20	6	0	0	0	0	0	0	0	0	39
16:15	1	1	4	19	4	1	0	0	0	0	0	0	0	29
16:30	1	3	19	9	2	0	0	0	0	0	0	0	0	34
16:45	0	4	21	18	5	0	0	0	0	0	0	0	0	48
17:00	1	0	7	23	8	1	0	0	0	0	0	0	0	40
17:15	0	0	5	18	10	1	0	0	0	0	0	0	0	34
17:30	0	0	9	19	12	1	0	0	0	0	0	0	0	41
17:45	0	2	8	23	9	0	0	0	0	0	0	0	0	42
18:00	0	0	7	23	9	0	0	0	0	0	0	0	0	39
18:15	2	1	7	14	7	0	0	0	0	0	0	0	0	31
18:30	0	2	10	17	5	0	0	0	0	0	0	0	0	34
18:45	0	1	5	19	13	2	0	0	0	0	0	0	0	40
19:00	0	0	13	12	0	0	1	0	0	0	0	0	0	30
19:15	0	1	13	27	7	0	0	0	0	0	0	0	0	48
19:30	0	5	6	13	4	1	0	0	0	0	0	0	0	29
19:45	4	1	10	14	1	0	0	0	0	0	0	0	0	30
20:00	0	1	8	11	4	0	0	0	0	0	0	0	0	24
20:15	0	1	6	9	5	1	0	0	0	0	0	0	0	22
20:30	0	1	9	11	8	1	0	0	0	0	0	0	0	25
20:45	1	0	7	8	5	2	0	0	0	0	0	0	0	23
21:00	1	3	6	13	5	0	0	0	0	0	0	0	0	28
21:15	1	0	7	14	2	0	2	0	0	0	0	0	0	26
21:30	0	2	2	5	5	0	0	0	0	0	0	0	0	14
21:45	0	0	4	10	5	2	0	0	0	0	0	0	0	21
22:00	1	1	5	7	3	1	0	0	0	0	0	0	0	18
22:15	0	4	5	2	1	0	1	0	0	0	0	0	0	13
22:30	0	0	3	1	0	0	0	0	0	0	0	0	0	4
22:45	0	0	2	2	0	0	0	0	0	0	0	0	0	4
23:00	0	0	3	7	0	0	0	0	0	0	0	0	0	10
23:15	0	1	1	3	2	1	0	0	0	0	0	0	0	8
23:30	0	0	1	4	1	0	0	0	0	0	0	0	0	6
23:45	0	1	3	3	1	0	1	0	0	0	0	0	0	9
<b>Totals</b>	<b>27</b>	<b>81</b>	<b>413</b>	<b>911</b>	<b>488</b>	<b>88</b>	<b>18</b>							<b>2028</b>
<b>% of Totals</b>	<b>1%</b>	<b>4%</b>	<b>20%</b>	<b>45%</b>	<b>24%</b>	<b>4%</b>	<b>1%</b>							<b>100%</b>

Directional Peak Periods	AM 7-9	NOON 12-2	PM 4-6	Off Peak Volumes
All Classes	Volume 265	Volume 217	Volume 307	Volume 1239
	% 13%	% 11%	% 15%	% 61%

Street Name	Direction	15th	50th	Average	85th	95th	ADT
SW 87th Ave	Summary	22	28	28	33	35	2028

# SPEED

## SW 87th Ave Bet. SW 50th St & SW 87th Terrace

Day: Thursday

Date: 6/8/2023

City: Cooper City

Project #: FL23\_140259\_033n

### North Bound

Time	< 15	15 - 19	20 - 24	25 - 29	30 - 34	35 - 39	40 - 44	45 - 49	50 - 54	55 - 59	60 - 64	65 - 69	70 +	Total
00:00 AM	0	0	0	0	0	2	0	0	0	0	0	0	0	2
01:00	0	0	0	0	0	0	0	0	0	0	0	0	0	0
02:00	0	0	0	0	2	0	0	0	0	0	0	0	0	2
03:00	0	0	0	0	0	0	0	0	0	0	0	0	0	0
04:00	0	1	1	1	0	0	0	0	0	0	0	0	0	3
05:00	0	0	1	9	7	3	0	0	0	0	0	0	0	20
06:00	0	0	3	30	16	3	4	0	0	0	0	0	0	56
07:00	1	1	7	35	45	8	3	0	0	0	0	0	0	100
08:00	0	3	9	39	35	9	3	0	0	0	0	0	0	98
09:00	0	2	10	19	27	6	1	0	0	0	0	0	0	65
10:00	0	0	5	29	22	5	0	0	0	0	0	0	0	61
11:00	3	4	15	27	20	7	0	0	0	0	0	0	0	76
12:00 PM	0	6	9	39	20	2	1	0	0	0	0	0	0	77
13:00	1	2	10	14	6	1	0	0	0	0	0	0	0	34
14:00	0	1	8	21	16	7	0	0	0	0	0	0	0	53
15:00	1	1	10	35	22	4	0	0	0	0	0	0	0	73
16:00	1	1	12	29	8	0	0	0	0	0	0	0	0	51
17:00	0	1	7	32	24	3	0	0	0	0	0	0	0	67
18:00	1	1	10	34	22	1	0	0	0	0	0	0	0	69
19:00	1	2	10	33	10	1	1	0	0	0	0	0	0	58
20:00	0	3	8	16	8	3	0	0	0	0	0	0	0	38
21:00	1	0	5	18	9	2	2	0	0	0	0	0	0	37
22:00	1	2	5	5	2	1	1	0	0	0	0	0	0	17
23:00	0	0	3	6	2	1	1	0	0	0	0	0	0	13
<b>Totals</b>	<b>11</b>	<b>31</b>	<b>148</b>	<b>471</b>	<b>323</b>	<b>69</b>	<b>17</b>							<b>1070</b>
<b>% of Totals</b>	<b>1%</b>	<b>3%</b>	<b>14%</b>	<b>44%</b>	<b>30%</b>	<b>6%</b>	<b>2%</b>							<b>100%</b>

<b>AM Volumes</b>	4	11	51	189	174	43	11	0	0	0	0	0	0	483
<b>% AM</b>	0%	1%	5%	18%	16%	4%	1%							45%
<b>AM Peak Hour</b>	11:00	11:00	11:00	08:00	07:00	08:00	06:00							07:00
<b>Volume</b>	3	4	15	39	45	9	4							100
<b>PM Volumes</b>	7	20	97	282	149	26	6	0	0	0	0	0	0	587
<b>% PM</b>	1%	2%	9%	26%	14%	2%	1%							55%
<b>PM Peak Hour</b>	13:00	12:00	16:00	12:00	17:00	14:00	21:00							12:00
<b>Volume</b>	1	6	12	39	24	7	2							77

Directional Peak Periods All Speeds	AM 7-9		NOON 12-2		PM 4-6		Off Peak Volumes	
	Volume	%	Volume	%	Volume	%	Volume	%
	198	↔ 19%	111	↔ 10%	118	↔ 11%	643	↔ 60%

Street Name	Direction	Percentiles					ADT
		15th	50th	Average	85th	95th	
SW 87th Ave	North Bound	24	29	29	34	37	1070
SW 87th Ave	South Bound	21	27	26	31	34	958



# SPEED

## SW 87th Ave Bet. SW 50th St & SW 87th Terrace

Day: Thursday

Date: 6/8/2023

City: Cooper City

Project #: FL23\_140259\_033s

### South Bound

Time	< 15	15 - 19	20 - 24	25 - 29	30 - 34	35 - 39	40 - 44	45 - 49	50 - 54	55 - 59	60 - 64	65 - 69	70 +	Total
00:00 AM	0	0	1	3	2	0	0	0	0	0	0	0	0	6
01:00	0	0	1	2	1	0	0	0	0	0	0	0	0	4
02:00	0	0	0	0	0	0	0	0	0	0	0	0	0	0
03:00	0	0	0	0	0	0	0	0	0	0	0	0	0	0
04:00	0	0	0	1	1	0	0	0	0	0	0	0	0	2
05:00	0	0	1	0	1	0	0	0	0	0	0	0	0	2
06:00	1	1	1	2	2	0	0	0	0	0	0	0	0	7
07:00	0	0	2	13	5	1	0	0	0	0	0	0	0	21
08:00	1	2	9	15	17	2	0	0	0	0	0	0	0	46
09:00	0	0	4	11	9	1	0	0	0	0	0	0	0	25
10:00	0	2	7	18	17	4	0	0	0	0	0	0	0	48
11:00	0	3	9	26	7	2	0	0	0	0	0	0	0	47
12:00 PM	1	4	9	29	11	4	0	0	0	0	0	0	0	58
13:00	2	5	13	19	9	0	0	0	0	0	0	0	0	48
14:00	0	6	24	32	9	2	1	0	0	0	0	0	0	74
15:00	3	1	17	44	12	0	0	0	0	0	0	0	0	77
16:00	1	7	45	37	8	1	0	0	0	0	0	0	0	99
17:00	1	1	22	51	15	0	0	0	0	0	0	0	0	90
18:00	1	3	19	39	12	1	0	0	0	0	0	0	0	75
19:00	3	5	32	33	6	0	0	0	0	0	0	0	0	79
20:00	1	0	22	23	9	1	0	0	0	0	0	0	0	56
21:00	1	5	14	24	8	0	0	0	0	0	0	0	0	52
22:00	0	3	10	7	2	0	0	0	0	0	0	0	0	22
23:00	0	2	5	11	2	0	0	0	0	0	0	0	0	20
<b>Totals</b>	<b>16</b>	<b>50</b>	<b>267</b>	<b>440</b>	<b>165</b>	<b>19</b>	<b>1</b>							<b>958</b>
<b>% of Totals</b>	<b>2%</b>	<b>5%</b>	<b>28%</b>	<b>46%</b>	<b>17%</b>	<b>2%</b>	<b>0%</b>							<b>100%</b>

<b>AM Volumes</b>	2	8	35	91	62	10	0	0	0	0	0	0	0	208
<b>% AM</b>	0%	1%	4%	9%	6%	1%								22%
<b>AM Peak Hour</b>	06:00	11:00	08:00	11:00	08:00	10:00								10:00
<b>Volume</b>	1	3	9	26	17	4								48
<b>PM Volumes</b>	14	42	232	349	103	9	1	0	0	0	0	0	0	750
<b>% PM</b>	1%	4%	24%	36%	11%	1%	0%							78%
<b>PM Peak Hour</b>	15:00	16:00	16:00	17:00	17:00	12:00	14:00							16:00
<b>Volume</b>	3	7	45	51	15	4	1							99

Directional Peak Periods All Speeds	AM 7-9		NOON 12-2		PM 4-6		Off Peak Volumes	
	Volume	%	Volume	%	Volume	%	Volume	%
	67	↔ 7%	106	↔ 11%	189	↔ 20%	596	↔ 62%

Street Name	Direction	Percentiles					ADT
		15th	50th	Average	85th	95th	
SW 87th Ave	North Bound	24	29	29	34	37	1070
SW 87th Ave	South Bound	21	27	26	31	34	958

# SPEED

SW 87th Ave Bet. SW 50th St & SW 87th Terrace

Day: Thursday

Date: 6/8/2023

City: Cooper City

Project #: FL23\_140259\_033

## Summary

Time	< 15	15 - 19	20 - 24	25 - 29	30 - 34	35 - 39	40 - 44	45 - 49	50 - 54	55 - 59	60 - 64	65 - 69	70 +	Total
00:00 AM	0	0	1	3	2	2	0	0	0	0	0	0	0	8
01:00	0	0	1	2	1	0	0	0	0	0	0	0	0	4
02:00	0	0	0	0	2	0	0	0	0	0	0	0	0	2
03:00	0	0	0	0	0	0	0	0	0	0	0	0	0	0
04:00	0	1	1	2	1	0	0	0	0	0	0	0	0	5
05:00	0	0	2	9	8	3	0	0	0	0	0	0	0	22
06:00	1	1	4	32	18	3	4	0	0	0	0	0	0	63
07:00	1	1	9	48	50	9	3	0	0	0	0	0	0	121
08:00	1	5	18	54	52	11	3	0	0	0	0	0	0	144
09:00	0	2	14	30	36	7	1	0	0	0	0	0	0	90
10:00	0	2	12	47	39	9	0	0	0	0	0	0	0	109
11:00	3	7	24	53	27	9	0	0	0	0	0	0	0	123
12:00 PM	1	10	18	68	31	6	1	0	0	0	0	0	0	135
13:00	3	7	23	33	15	1	0	0	0	0	0	0	0	82
14:00	0	7	32	53	25	9	1	0	0	0	0	0	0	127
15:00	4	2	27	79	34	4	0	0	0	0	0	0	0	150
16:00	2	8	57	66	16	1	0	0	0	0	0	0	0	150
17:00	1	2	29	83	39	3	0	0	0	0	0	0	0	157
18:00	2	4	29	73	34	2	0	0	0	0	0	0	0	144
19:00	4	7	42	66	16	1	1	0	0	0	0	0	0	137
20:00	1	3	30	39	17	4	0	0	0	0	0	0	0	94
21:00	2	5	19	42	17	2	2	0	0	0	0	0	0	89
22:00	1	5	15	12	4	1	1	0	0	0	0	0	0	39
23:00	0	2	8	17	4	1	1	0	0	0	0	0	0	33
<b>Totals</b>	<b>27</b>	<b>81</b>	<b>415</b>	<b>911</b>	<b>488</b>	<b>88</b>	<b>18</b>							<b>2028</b>
<b>% of Totals</b>	<b>1%</b>	<b>4%</b>	<b>20%</b>	<b>45%</b>	<b>24%</b>	<b>4%</b>	<b>1%</b>							<b>100%</b>

<b>AM Volumes</b>	6	19	86	280	236	53	11	0	0	0	0	0	0	691
<b>% AM</b>	0%	1%	4%	14%	12%	3%	1%							34%
<b>AM Peak Hour</b>	11:00	11:00	11:00	08:00	08:00	08:00	06:00							08:00
<b>Volume</b>	3	7	24	54	52	11	4							144
<b>PM Volumes</b>	21	62	329	631	252	35	7	0	0	0	0	0	0	1337
<b>% PM</b>	1%	3%	16%	31%	12%	2%	0%							66%
<b>PM Peak Hour</b>	15:00	12:00	16:00	17:00	17:00	14:00	21:00							17:00
<b>Volume</b>	4	10	57	83	39	9	2							157

Directional Peak Periods All Speeds	AM 7-9		NOON 12-2		PM 4-6		Off Peak Volumes	
	Volume	%	Volume	%	Volume	%	Volume	%
	265	↔ 13%	217	↔ 11%	307	↔ 15%	1239	↔ 61%

Street Name	Direction	Percentiles					ADT
		15th	50th	Average	85th	95th	
SW 87th Ave	Summary	22	28	28	33	35	2028

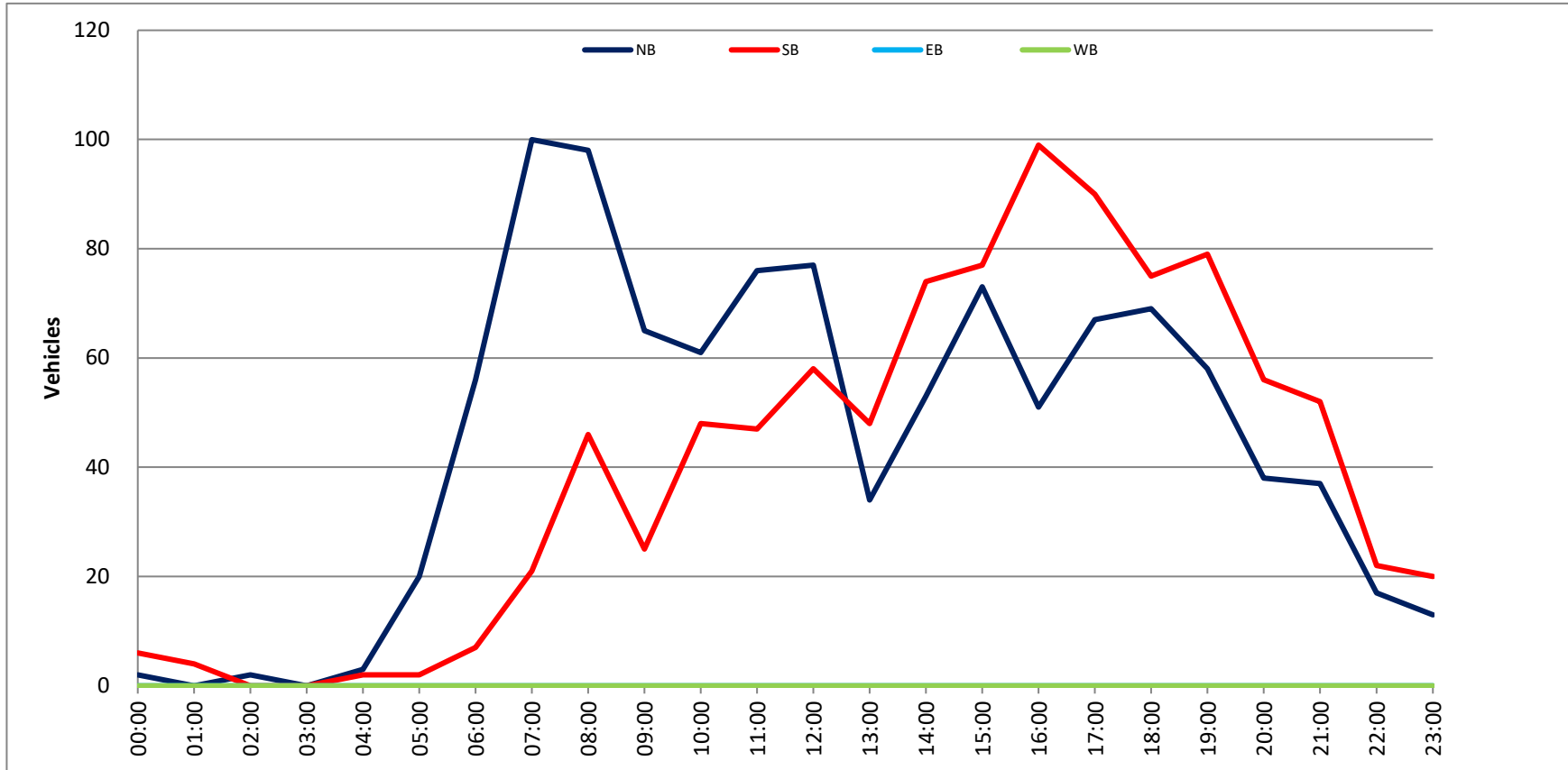
**VOLUME**

SW 87th Ave Bet. SW 50th St & SW 87th Terrace

Day: Thursday  
 Date: 6/8/2023

City: Cooper City  
 Project #: FL23\_140259\_033

DAILY TOTALS										NB		SB		EB		WB		Total	
										1,070		958		0		0		2,028	
AM Period	NB	SB	EB	WB	TOTAL	PMI Period	NB	SB	EB	WB	TOTAL	SPLIT %							Total
00:00	1	1	0	0	2	12:00	18	17	0	0	35								35
00:15	0	2	0	0	2	12:15	18	11	0	0	29								29
00:30	1	3	0	0	4	12:30	21	12	0	0	33								33
00:45	0	2	0	0	8	12:45	20	77	18	58	38								135
01:00	0	1	0	0	1	13:00	8	11	0	0	19								19
01:15	0	1	0	0	1	13:15	10	12	0	0	22								22
01:30	0	1	0	0	1	13:30	10	13	0	0	23								23
01:45	0	1	4	0	4	13:45	6	34	12	48	18								82
02:00	0	0	0	0	1	14:00	9	17	0	0	26								26
02:15	2	0	0	0	2	14:15	10	19	0	0	29								29
02:30	0	0	0	0	2	14:30	17	22	0	0	39								39
02:45	0	2	0	0	2	14:45	17	53	16	74	33								127
03:00	0	0	0	0	0	15:00	14	19	0	0	33								33
03:15	0	0	0	0	0	15:15	12	20	0	0	32								32
03:30	0	0	0	0	0	15:30	26	11	0	0	37								37
03:45	0	0	0	0	0	15:45	21	73	27	77	48								150
04:00	1	1	0	0	2	16:00	13	26	0	0	39								39
04:15	1	0	0	0	1	16:15	11	18	0	0	29								29
04:30	0	0	0	0	0	16:30	11	23	0	0	34								34
04:45	1	3	1	2	5	16:45	16	51	32	99	48								150
05:00	3	1	0	0	4	17:00	19	21	0	0	40								40
05:15	3	0	0	0	3	17:15	16	18	0	0	34								34
05:30	8	1	0	0	9	17:30	18	23	0	0	41								41
05:45	6	20	0	0	6	17:45	14	67	28	90	42								157
06:00	12	0	0	0	12	18:00	21	18	0	0	39								39
06:15	9	2	0	0	11	18:15	16	15	0	0	31								31
06:30	13	2	0	0	15	18:30	9	25	0	0	34								34
06:45	22	56	3	7	25	18:45	23	69	17	75	40								144
07:00	29	2	0	0	31	19:00	15	15	0	0	30								30
07:15	29	5	0	0	34	19:15	19	29	0	0	48								48
07:30	27	7	0	0	34	19:30	13	16	0	0	29								29
07:45	15	100	7	21	22	19:45	11	58	19	79	30								137
08:00	21	11	0	0	32	20:00	8	16	0	0	24								24
08:15	26	9	0	0	35	20:15	9	13	0	0	22								22
08:30	25	18	0	0	43	20:30	11	14	0	0	25								25
08:45	26	98	8	46	34	20:45	10	38	13	56	23								94
09:00	19	8	0	0	27	21:00	9	19	0	0	28								28
09:15	15	6	0	0	21	21:15	14	12	0	0	26								26
09:30	18	5	0	0	23	21:30	4	10	0	0	14								14
09:45	13	65	6	25	19	21:45	10	37	11	52	21								89
10:00	10	16	0	0	26	22:00	7	11	0	0	18								18
10:15	14	15	0	0	29	22:15	7	6	0	0	13								13
10:30	14	8	0	0	22	22:30	1	3	0	0	4								4
10:45	23	61	9	48	32	22:45	2	17	2	22	4								39
11:00	17	15	0	0	32	23:00	3	7	0	0	10								10
11:15	18	7	0	0	25	23:15	4	4	0	0	8								8
11:30	20	15	0	0	35	23:30	1	5	0	0	6								6
11:45	21	76	10	47	31	23:45	5	13	4	20	9								33
TOTALS	483	208			691	TOTALS	587	750			1337								1337
SPLIT %	69.9%	30.1%			34.1%	SPLIT %	43.9%	56.1%			65.9%								
<b>DAILY TOTALS</b>										NB		SB		EB		WB		Total	
										1,070		958		0		0		2,028	
AM Peak Hour	06:45	11:30	08:00	PMI Peak Hour	12:00	16:00	16:45												16:45
AM Pk Volume	107	53	144	PM Pk Volume	77	99	163												163
Pk Hr Factor	0.922	0.779	0.837	Pk Hr Factor	0.917	0.773	0.849												0.849
7 - 9 Volume	198	67	265	4 - 6 Volume	118	189	307												307
7 - 9 Peak Hour	07:00	08:00	08:00	4 - 6 Peak Hour	16:45	16:00	16:45												16:45
7 - 9 Pk Volume	100	46	144	4 - 6 Pk Volume	69	99	163												163
Pk Hr Factor	0.862	0.639	0.837	Pk Hr Factor	0.908	0.773	0.849												0.849



**SPEED**

NW 89th Way N/O NW 39th St

Day: Tuesday  
Date: 5/16/2023

City: Hollywood  
Project #: FL23\_140259\_034n

North Bound														
Time	< 15	15 - 19	20 - 24	25 - 29	30 - 34	35 - 39	40 - 44	45 - 49	50 - 54	55 - 59	60 - 64	65 - 69	70 +	Total
00:00 AM	0	0	0	0	0	0	0	0	0	0	0	0	0	0
00:15	0	0	0	0	0	0	0	0	0	0	0	0	0	0
00:30	0	0	0	0	0	0	0	0	0	0	0	0	0	0
00:45	0	0	0	1	1	0	0	0	0	0	0	0	0	2
01:00	0	0	0	0	1	0	0	0	0	0	0	0	0	1
01:15	0	0	1	2	0	1	0	0	0	0	0	0	0	4
01:30	0	0	0	0	0	0	0	0	0	0	0	0	0	0
01:45	0	0	0	0	0	0	0	0	0	0	0	0	0	0
02:00	0	0	0	0	0	0	0	0	0	0	0	0	0	0
02:15	0	0	0	0	0	0	0	0	0	0	0	0	0	0
02:30	0	0	0	0	0	0	0	0	0	0	0	0	0	0
02:45	0	0	0	0	0	0	0	0	0	0	0	0	0	0
03:00	0	0	0	0	0	0	0	0	0	0	0	0	0	0
03:15	0	0	0	0	0	0	0	0	0	0	0	0	0	0
03:30	0	0	0	0	0	0	0	0	0	0	0	0	0	0
03:45	0	0	0	0	0	0	0	0	0	0	0	0	0	0
04:00	0	0	1	0	0	0	0	0	0	0	0	0	0	1
04:15	0	0	0	0	0	0	0	0	0	0	0	0	0	0
04:30	0	0	1	0	0	0	0	0	0	0	0	0	0	1
04:45	0	0	0	0	0	0	0	0	0	0	0	0	0	0
05:00	0	0	0	1	0	0	0	0	0	0	0	0	0	1
05:15	0	0	0	0	0	0	0	0	0	0	0	0	0	0
05:30	0	0	0	3	0	1	0	0	0	0	0	0	0	4
05:45	0	0	0	0	0	0	0	0	0	0	0	0	0	0
06:00	0	0	1	0	2	0	0	0	0	0	0	0	0	3
06:15	0	0	1	1	0	0	0	0	0	0	0	0	0	2
06:30	0	0	1	0	0	0	0	0	0	0	0	0	0	1
06:45	0	1	1	2	1	0	0	0	0	0	0	0	0	5
07:00	0	0	2	1	0	0	0	0	0	0	0	0	0	3
07:15	2	1	3	3	3	0	0	0	0	0	0	0	0	12
07:30	1	1	3	6	0	0	0	0	0	0	0	0	0	11
07:45	0	0	0	1	1	0	0	0	0	0	0	0	0	2
08:00	0	0	1	2	2	1	0	0	0	0	0	0	0	6
08:15	0	1	3	4	2	0	0	0	0	0	0	0	0	10
08:30	0	1	2	3	1	0	0	0	0	0	0	0	0	7
08:45	0	0	2	4	0	0	0	0	0	0	0	0	0	6
09:00	0	1	2	4	0	0	0	0	0	0	0	0	0	7
09:15	0	1	1	4	0	0	0	0	0	0	0	0	0	6
09:30	0	0	3	1	0	0	0	0	0	0	0	0	0	4
09:45	0	0	1	2	1	0	0	0	0	0	0	0	0	4
10:00	0	1	0	3	0	0	0	0	0	0	0	0	0	4
10:15	0	4	4	2	1	0	0	0	0	0	0	0	0	11
10:30	0	1	1	6	1	0	0	0	0	0	0	0	0	9
10:45	0	0	0	0	3	0	0	0	0	0	0	0	0	3
11:00	0	1	0	1	0	0	0	0	0	0	0	0	0	2
11:15	0	0	1	1	1	0	0	0	0	0	0	0	0	3
11:30	0	0	0	1	1	0	0	0	0	0	0	0	0	2
11:45	0	0	0	0	3	1	0	0	0	0	0	0	0	4
12:00 PM	0	0	1	2	0	0	0	0	0	0	0	0	0	3
12:15	0	1	4	0	1	0	0	0	0	0	0	0	0	6
12:30	0	0	0	2	2	0	0	0	0	0	0	0	0	4
12:45	1	0	1	2	0	0	0	0	0	0	0	0	0	4
13:00	0	2	2	2	0	0	0	0	0	0	0	0	0	6
13:15	1	0	0	1	1	0	0	0	0	0	0	0	0	3
13:30	0	0	0	2	3	1	0	0	0	0	0	0	0	7
13:45	2	0	1	0	0	0	0	0	0	0	0	0	0	3
14:00	0	2	5	3	2	1	0	0	0	0	0	0	0	13
14:15	0	0	3	1	1	0	0	0	0	0	0	0	0	5
14:30	0	0	2	3	0	0	0	0	0	0	0	0	0	5
14:45	0	0	1	2	3	0	0	0	0	0	0	0	0	6
15:00	2	0	0	2	2	1	0	0	0	0	0	0	0	8
15:15	0	0	1	3	0	2	0	0	0	0	0	0	0	6
15:30	0	1	3	0	0	0	0	0	0	0	0	0	0	4
15:45	0	0	2	0	1	0	0	0	0	0	0	0	0	3
16:00	1	0	0	3	1	0	0	0	0	0	0	0	0	5
16:15	1	0	0	0	4	3	0	0	0	0	0	0	0	8
16:30	1	1	6	3	0	0	0	0	0	0	0	0	0	11
16:45	0	1	1	2	0	0	0	0	0	0	0	0	0	4
17:00	0	0	1	4	0	0	0	0	0	0	0	0	0	5
17:15	0	0	1	2	0	0	0	0	0	0	0	0	0	3
17:30	0	1	0	2	1	0	0	0	0	0	0	0	0	4
17:45	0	0	0	1	0	0	0	0	0	0	0	0	0	2
18:00	0	0	0	1	1	0	0	0	0	0	0	0	0	2
18:15	0	2	1	1	1	0	0	0	0	0	0	0	0	5
18:30	1	1	0	1	0	0	0	0	0	0	0	0	0	3
18:45	0	0	1	3	0	0	0	0	0	0	0	0	0	4
19:00	1	2	2	2	0	0	0	0	0	0	0	0	0	6
19:15	0	0	2	3	1	0	0	0	0	0	0	0	0	6
19:30	0	0	1	1	0	0	0	0	0	0	0	0	0	2
19:45	1	0	0	0	0	0	0	0	0	0	0	0	0	1
20:00	0	2	0	1	0	0	0	0	0	0	0	0	0	3
20:15	0	0	2	2	0	0	0	0	0	0	0	0	0	4
20:30	1	0	4	4	1	0	0	0	0	0	0	0	0	6
20:45	0	0	0	0	1	0	0	0	0	0	0	0	0	1
21:00	0	0	0	1	0	0	0	0	0	0	0	0	0	1
21:15	0	0	0	2	0	0	0	0	0	0	0	0	0	2
21:30	0	0	0	0	1	0	0	0	0	0	0	0	0	1
21:45	0	0	0	0	0	1	0	0	0	0	0	0	0	1
22:00	0	0	0	0	0	0	0	0	0	0	0	0	0	0
22:15	0	1	1	0	0	0	0	0	0	0	0	0	0	2
22:30	0	1	0	0	0	0	0	0	0	0	0	0	0	1
22:45	0	0	0	0	0	0	0	0	0	0	0	0	0	0
23:00	0	0	1	0	0	0	0	0	0	0	0	0	0	1
23:15	0	0	0	0	0	0	0	0	0	0	0	0	0	0
23:30	0	0	0	0	0	0	0	0	0	0	0	0	0	0
23:45	0	1	0	0	0	0	0	0	0	0	0	0	0	1
<b>Totals</b>	<b>16</b>	<b>33</b>	<b>91</b>	<b>130</b>	<b>46</b>	<b>10</b>								<b>326</b>
<b>% of Totals</b>	<b>5%</b>	<b>10%</b>	<b>28%</b>	<b>40%</b>	<b>14%</b>	<b>3%</b>								<b>100%</b>

AM Volumes		3	14	36	62	22	4	0	0	0	0	0	0	141	
% AM		1%	4%	11%	19%	7%	1%							43%	
AM Peak Hour		06:45	09:45	06:45	08:15	07:15	00:30							06:45	
Volume		3	6	6	31	13	6							31	
PM Volumes		13	19	53	68	24	6	0	0	0	0	0	0	185	
% PM		4%	6%	17%	21%	7%	2%							57%	
PM Peak Hour		13:00	18:15	13:30	16:15	14:00	14:30							14:00	
Volume		3	5	5	11	13	6							29	
Directional Peak Periods		AM 7-9				NOON 12-2				PM 4-6				Off Peak Volumes	
All Classes		Volume	%	Volume	%	Volume	%	Volume	%	Volume	%	Volume	%	Volume	%
		57	17%	36	11%	42	13%	191	59%						

Street Name	Direction	Percentiles					
		15th	50th	Average	85th	95th	ADT
NW 89th Way	North Bound	20	26	25	31	34	326
NW 89th Way	South Bound	20	26	25	32	34	317

South Bound

Table with columns: Time, < 15, 15 - 19, 20 - 24, 25 - 29, 30 - 34, 35 - 39, 40 - 44, 45 - 49, 50 - 54, 55 - 59, 60 - 64, 65 - 69, 70 +, Total. Rows represent 15-minute intervals from 00:00 AM to 23:45.

Summary table with columns: AM Volumes, PM Volumes, Directional Peak Periods, All Classes. Includes sub-tables for AM Peak Hour, PM Peak Hour, and Directional Peak Periods.

Table with columns: Street Name, Direction, 15th, 50th, Average, 85th, 95th, ADT. Rows for NW 89th Way (North and South Bound).

**SPEED**

NW 89th Way N/O NW 39th St

Day: Tuesday  
Date: 5/16/2023

City: Hollywood  
Project #: FL23\_140259\_034

**Summary**

Time	< 15	15 - 19	20 - 24	25 - 29	30 - 34	35 - 39	40 - 44	45 - 49	50 - 54	55 - 59	60 - 64	65 - 69	70 +	Total
00:00 AM	0	0	0	0	0	0	0	0	0	0	0	0	0	0
00:15	0	0	0	1	1	0	0	0	0	0	0	0	0	2
00:30	0	0	0	0	0	0	0	0	0	0	0	0	0	0
00:45	0	0	0	1	1	0	0	0	0	0	0	0	0	2
01:00	0	0	1	1	1	0	0	0	0	0	0	0	0	3
01:15	0	0	1	2	0	1	0	0	0	0	0	0	0	4
01:30	0	0	0	0	0	0	0	0	0	0	0	0	0	0
01:45	0	0	0	0	0	0	0	0	0	0	0	0	0	0
02:00	0	0	0	0	0	0	0	0	0	0	0	0	0	0
02:15	0	0	0	0	0	0	0	0	0	0	0	0	0	0
02:30	0	0	0	0	0	0	0	0	0	0	0	0	0	0
02:45	0	0	0	0	0	0	0	0	0	0	0	0	0	0
03:00	0	0	0	0	0	0	0	0	0	0	0	0	0	0
03:15	0	0	0	0	0	0	0	0	0	0	0	0	0	0
03:30	0	0	0	0	0	0	0	0	0	0	0	0	0	0
03:45	0	0	1	0	0	0	0	0	0	0	0	0	0	1
04:00	0	0	1	0	0	0	0	0	0	0	0	0	0	1
04:15	0	0	0	0	0	0	0	0	0	0	0	0	0	0
04:30	0	0	1	0	0	0	0	0	0	0	0	0	0	1
04:45	0	0	0	0	0	0	0	0	0	0	0	0	0	0
05:00	0	0	0	1	0	0	0	0	0	0	0	0	0	1
05:15	0	0	0	0	0	0	0	0	0	0	0	0	0	0
05:30	0	0	0	3	1	1	0	0	0	0	0	0	0	5
05:45	0	0	0	0	0	0	0	0	0	0	0	0	0	0
06:00	0	0	2	0	2	0	0	0	0	0	0	0	0	4
06:15	0	0	1	1	0	0	0	0	0	0	0	0	0	2
06:30	0	0	0	1	0	0	0	0	0	0	0	0	0	1
06:45	0	1	1	2	1	0	0	0	0	0	0	0	0	5
07:00	0	1	2	1	0	0	0	0	0	0	0	0	0	4
07:15	2	1	4	6	3	0	0	0	0	0	0	0	0	16
07:30	2	1	5	7	0	0	0	0	0	0	0	0	0	15
07:45	0	0	2	1	1	0	0	0	0	0	0	0	0	4
08:00	0	0	2	4	2	1	0	0	0	0	0	0	0	9
08:15	0	1	3	5	3	0	0	0	0	0	0	0	0	12
08:30	1	1	3	3	2	0	0	0	0	0	0	0	0	10
08:45	0	0	4	6	0	0	0	0	0	0	0	0	0	10
09:00	0	1	2	5	1	0	0	0	0	0	0	0	0	9
09:15	0	1	3	1	5	0	0	0	0	0	0	0	0	7
09:30	0	1	5	3	1	0	0	0	0	0	0	0	0	10
09:45	0	1	3	4	2	0	0	0	0	0	0	0	0	10
10:00	0	2	1	3	1	0	0	0	0	0	0	0	0	7
10:15	0	4	5	2	1	0	0	0	0	0	0	0	0	12
10:30	0	1	2	8	2	0	0	0	0	0	0	0	0	13
10:45	0	0	0	3	0	0	0	0	0	0	0	0	0	3
11:00	1	1	1	1	2	0	0	0	0	0	0	0	0	6
11:15	0	1	2	5	3	1	0	0	0	0	0	0	0	12
11:30	0	0	2	2	1	0	0	0	0	0	0	0	0	5
11:45	0	0	2	2	5	2	0	0	0	0	0	0	0	11
12:00 PM	0	0	1	3	1	0	0	0	0	0	0	0	0	5
12:15	1	1	7	2	1	0	0	0	0	0	0	0	0	12
12:30	0	0	1	4	3	0	0	0	0	0	0	0	0	8
12:45	3	0	2	3	1	0	0	0	0	0	0	0	0	9
13:00	0	2	3	3	0	0	0	0	0	0	0	0	0	8
13:15	1	2	1	5	2	0	0	0	0	0	0	0	0	11
13:30	0	2	4	7	2	0	0	0	0	0	0	0	0	16
13:45	4	0	4	1	1	0	0	0	0	0	0	0	0	10
14:00	0	4	6	4	3	1	0	0	0	0	0	0	0	18
14:15	0	0	4	4	1	0	0	0	0	0	0	0	0	9
14:30	0	2	3	4	1	0	0	0	0	0	0	0	0	10
14:45	0	1	4	4	5	0	0	0	0	0	0	0	0	14
15:00	2	1	4	4	2	1	0	0	0	0	0	0	0	14
15:15	0	1	4	4	2	2	0	0	0	0	0	0	0	13
15:30	0	1	3	3	1	0	0	0	0	0	0	0	0	8
15:45	2	2	2	4	2	0	0	0	0	0	0	0	0	12
16:00	1	1	2	6	2	0	0	0	0	0	0	0	0	12
16:15	1	0	2	6	0	0	0	0	0	0	0	0	0	15
16:30	2	1	10	5	1	0	0	0	0	0	0	0	0	19
16:45	1	1	1	6	1	1	0	0	0	0	0	0	0	11
17:00	0	0	3	11	2	0	0	0	0	0	0	0	0	16
17:15	0	1	2	4	3	0	0	0	0	0	0	0	0	10
17:30	1	2	2	4	3	0	0	0	0	0	0	0	0	12
17:45	0	0	3	5	4	0	0	0	0	0	0	0	0	12
18:00	0	1	3	3	1	0	0	0	0	0	0	0	0	8
18:15	0	2	3	2	3	0	0	0	0	0	0	0	0	10
18:30	1	2	1	3	2	1	0	0	0	0	0	0	0	10
18:45	0	2	1	4	0	0	0	0	0	0	0	0	0	7
19:00	1	3	3	6	2	0	0	0	0	0	0	0	0	15
19:15	0	0	2	7	1	0	0	0	0	0	0	0	0	10
19:30	0	0	8	3	1	0	0	0	0	0	0	0	0	12
19:45	1	0	0	2	1	0	0	0	0	0	0	0	0	4
20:00	0	2	1	3	1	0	0	0	0	0	0	0	0	7
20:15	1	1	2	6	1	0	0	0	0	0	0	0	0	11
20:30	1	4	4	16	15	17	14	9	0	0	0	0	0	63
20:45	0	0	0	2	2	0	0	0	0	0	0	0	0	4
21:00	1	1	1	1	2	0	0	0	0	0	0	0	0	6
21:15	0	0	1	3	0	0	0	0	0	0	0	0	0	4
21:30	0	0	1	1	1	0	0	0	0	0	0	0	0	3
21:45	0	0	1	0	0	0	0	0	0	0	0	0	0	2
22:00	1	0	1	1	1	0	0	0	0	0	0	0	0	4
22:15	0	1	2	1	1	0	0	0	0	0	0	0	0	5
22:30	0	1	0	1	0	0	0	0	0	0	0	0	0	2
22:45	0	0	0	1	1	0	0	0	0	0	0	0	0	2
23:00	0	0	1	0	0	0	0	0	0	0	0	0	0	1
23:15	0	0	0	0	0	0	0	0	0	0	0	0	0	0
23:30	0	0	1	0	0	0	0	0	0	0	0	0	0	1
23:45	0	1	1	0	0	0	0	0	0	0	0	0	0	2
<b>Totals</b>	<b>32</b>	<b>65</b>	<b>177</b>	<b>245</b>	<b>110</b>	<b>14</b>	<b>2</b>	<b>0</b>	<b>0</b>	<b>0</b>	<b>0</b>	<b>0</b>	<b>0</b>	<b>643</b>
<b>% of Totals</b>	<b>5%</b>	<b>10%</b>	<b>28%</b>	<b>38%</b>	<b>17%</b>	<b>2%</b>	<b>0%</b>	<b>0%</b>	<b>0%</b>	<b>0%</b>	<b>0%</b>	<b>0%</b>	<b>0%</b>	<b>100%</b>

AM Volumes		PM Volumes		Directional Peak Periods	
8	15	61	87	80	79
1%	3%	9%	14%	12%	12%
06:45	09:30	09:30	08:15	AM 7-9	NOON 12-2
4	8	14	13	Volume	Volume
4	8	14	13	80	79
4	8	14	13	12%	12%
26	46	110	150	Volume	Volume
4%	7%	18%	25%	107	107
15:45	18:15	18:30	16:15	17%	17%
1	4	9	28	377	377
1	4	9	28	17%	17%
1	4	9	28	59%	59%
1	4	9	28	59%	59%

Street Name	Direction	15th	50th	Average	85th	95th	ADT
NW 89th Way	Summary	20	26	25	31	34	643

# SPEED

NW 89th Way N/O NW 39th St

Day: Tuesday  
Date: 5/16/2023

City: Hollywood  
Project #: FL23\_140259\_034n

## North Bound

Time	< 15	15 - 19	20 - 24	25 - 29	30 - 34	35 - 39	40 - 44	45 - 49	50 - 54	55 - 59	60 - 64	65 - 69	70 +	Total
00:00 AM	0	0	0	1	1	0	0	0	0	0	0	0	0	2
01:00	0	0	1	2	1	1	0	0	0	0	0	0	0	5
02:00	0	0	0	0	0	0	0	0	0	0	0	0	0	0
03:00	0	0	0	0	0	0	0	0	0	0	0	0	0	0
04:00	0	0	2	0	0	0	0	0	0	0	0	0	0	2
05:00	0	0	0	4	0	1	0	0	0	0	0	0	0	5
06:00	0	1	4	3	3	0	0	0	0	0	0	0	0	11
07:00	3	2	8	11	4	0	0	0	0	0	0	0	0	28
08:00	0	2	8	13	5	1	0	0	0	0	0	0	0	29
09:00	0	2	7	11	1	0	0	0	0	0	0	0	0	21
10:00	0	6	5	14	2	0	0	0	0	0	0	0	0	27
11:00	0	1	1	3	5	1	0	0	0	0	0	0	0	11
12:00 PM	1	1	6	6	3	0	0	0	0	0	0	0	0	17
13:00	3	2	5	6	2	1	0	0	0	0	0	0	0	19
14:00	0	2	11	9	6	1	0	0	0	0	0	0	0	29
15:00	2	1	8	5	3	3	0	0	0	0	0	0	0	22
16:00	3	2	7	12	4	0	0	0	0	0	0	0	0	28
17:00	0	1	3	9	1	0	0	0	0	0	0	0	0	14
18:00	1	3	2	6	2	0	0	0	0	0	0	0	0	14
19:00	2	2	5	8	1	0	0	0	0	0	0	0	0	18
20:00	1	2	6	4	1	0	0	0	0	0	0	0	0	14
21:00	0	0	0	3	1	1	0	0	0	0	0	0	0	5
22:00	0	2	1	0	0	0	0	0	0	0	0	0	0	3
23:00	0	1	1	0	0	0	0	0	0	0	0	0	0	2
<b>Totals</b>	<b>16</b>	<b>33</b>	<b>91</b>	<b>130</b>	<b>46</b>	<b>10</b>								<b>326</b>
<b>% of Totals</b>	<b>5%</b>	<b>10%</b>	<b>28%</b>	<b>40%</b>	<b>14%</b>	<b>3%</b>								<b>100%</b>

<b>AM Volumes</b>	3	14	36	62	22	4	0	0	0	0	0	0	0	141
<b>% AM</b>	1%	4%	11%	19%	7%	1%								43%
<b>AM Peak Hour</b>	07:00	10:00	07:00	10:00	08:00	01:00								08:00
<b>Volume</b>	3	6	8	14	5	1								29
<b>PM Volumes</b>	13	19	55	68	24	6	0	0	0	0	0	0	0	185
<b>% PM</b>	4%	6%	17%	21%	7%	2%								57%
<b>PM Peak Hour</b>	13:00	18:00	14:00	16:00	14:00	15:00								14:00
<b>Volume</b>	3	3	11	12	6	3								29
<b>Directional Peak Periods All Speeds</b>	<b>AM 7-9</b>		<b>NOON 12-2</b>		<b>PM 4-6</b>		<b>Off Peak Volumes</b>							
	Volume	%	Volume	%	Volume	%	Volume	%	Volume	%	Volume	%	Volume	%
	57	17%	36	11%	42	13%	191							

Street Name	Direction	Percentiles					ADT
		15th	50th	Average	85th	95th	
NW 89th Way	North Bound	20	26	25	31	34	326
NW 89th Way	South Bound	20	26	25	32	34	317



# SPEED

NW 89th Way N/O NW 39th St

Day: Tuesday  
Date: 5/16/2023

City: Hollywood  
Project #: FL23\_140259\_034s

## South Bound

Time	< 15	15 - 19	20 - 24	25 - 29	30 - 34	35 - 39	40 - 44	45 - 49	50 - 54	55 - 59	60 - 64	65 - 69	70 +	Total
00:00 AM	0	0	0	1	1	0	0	0	0	0	0	0	0	2
01:00	0	0	1	0	0	0	0	0	0	0	0	0	0	1
02:00	0	0	0	0	0	0	0	0	0	0	0	0	0	0
03:00	0	0	1	0	0	0	0	0	0	0	0	0	0	1
04:00	0	0	0	0	0	0	0	0	0	0	0	0	0	0
05:00	0	0	0	0	1	0	0	0	0	0	0	0	0	1
06:00	0	0	1	0	1	0	0	0	0	0	0	0	0	2
07:00	1	1	5	4	0	0	0	0	0	0	0	0	0	11
08:00	1	0	4	5	2	0	0	0	0	0	0	0	0	12
09:00	0	2	4	6	3	0	0	0	0	0	0	0	0	15
10:00	0	1	3	2	2	0	0	0	0	0	0	0	0	8
11:00	1	1	6	7	6	2	0	0	0	0	0	0	0	23
12:00 PM	3	0	5	6	3	0	0	0	0	0	0	0	0	17
13:00	2	4	7	10	3	0	0	0	0	0	0	0	0	26
14:00	0	5	6	7	4	0	0	0	0	0	0	0	0	22
15:00	2	4	5	10	4	0	0	0	0	0	0	0	0	25
16:00	2	1	8	11	6	1	0	0	0	0	0	0	0	29
17:00	1	2	7	15	11	0	0	0	0	0	0	0	0	36
18:00	0	4	6	6	4	1	0	0	0	0	0	0	0	21
19:00	0	1	8	10	4	0	0	0	0	0	0	0	0	23
20:00	1	5	1	9	4	0	0	0	0	0	0	0	0	20
21:00	1	1	4	2	2	0	0	0	0	0	0	0	0	10
22:00	1	0	2	4	3	0	0	0	0	0	0	0	0	10
23:00	0	0	2	0	0	0	0	0	0	0	0	0	0	2
<b>Totals</b>	<b>16</b>	<b>32</b>	<b>86</b>	<b>115</b>	<b>64</b>	<b>4</b>								<b>317</b>
<b>% of Totals</b>	<b>5%</b>	<b>10%</b>	<b>27%</b>	<b>36%</b>	<b>20%</b>	<b>1%</b>								<b>100%</b>

<b>AM Volumes</b>	3	5	25	25	16	2	0	0	0	0	0	0	0	76
<b>% AM</b>	1%	2%	8%	8%	5%	1%								24%
<b>AM Peak Hour</b>	07:00	09:00	11:00	11:00	11:00	11:00								11:00
<b>Volume</b>	1	2	6	7	6	2								23
<b>PM Volumes</b>	13	27	61	90	48	2	0	0	0	0	0	0	0	241
<b>% PM</b>	4%	9%	19%	28%	15%	1%								76%
<b>PM Peak Hour</b>	12:00	14:00	16:00	17:00	17:00	16:00								17:00
<b>Volume</b>	3	5	8	15	11	1								36

Directional Peak Periods All Speeds	AM 7-9		NOON 12-2		PM 4-6		Off Peak Volumes	
	Volume	%	Volume	%	Volume	%	Volume	%
	23	↔ 7%	43	↔ 14%	65	↔ 21%	186	↔ 59%

Street Name	Direction	Percentiles					ADT
		15th	50th	Average	85th	95th	
NW 89th Way	North Bound	20	26	25	31	34	326
NW 89th Way	South Bound	20	26	25	32	34	317

# SPEED

NW 89th Way N/O NW 39th St

Day: Tuesday  
Date: 5/16/2023

City: Hollywood  
Project #: FL23\_140259\_034

## Summary

Time	< 15	15 - 19	20 - 24	25 - 29	30 - 34	35 - 39	40 - 44	45 - 49	50 - 54	55 - 59	60 - 64	65 - 69	70 +	Total
00:00 AM	0	0	0	2	2	0	0	0	0	0	0	0	0	4
01:00	0	0	2	2	1	1	0	0	0	0	0	0	0	6
02:00	0	0	0	0	0	0	0	0	0	0	0	0	0	0
03:00	0	0	1	0	0	0	0	0	0	0	0	0	0	1
04:00	0	0	2	0	0	0	0	0	0	0	0	0	0	2
05:00	0	0	0	4	1	1	0	0	0	0	0	0	0	6
06:00	0	1	5	3	4	0	0	0	0	0	0	0	0	13
07:00	4	3	13	15	4	0	0	0	0	0	0	0	0	39
08:00	1	2	12	18	7	1	0	0	0	0	0	0	0	41
09:00	0	4	11	17	4	0	0	0	0	0	0	0	0	36
10:00	0	7	8	16	4	0	0	0	0	0	0	0	0	35
11:00	1	2	7	10	11	3	0	0	0	0	0	0	0	34
12:00 PM	4	1	11	12	6	0	0	0	0	0	0	0	0	34
13:00	5	6	12	16	5	1	0	0	0	0	0	0	0	45
14:00	0	7	17	16	10	1	0	0	0	0	0	0	0	51
15:00	4	5	13	15	7	3	0	0	0	0	0	0	0	47
16:00	5	3	15	23	10	1	0	0	0	0	0	0	0	57
17:00	1	3	10	24	12	0	0	0	0	0	0	0	0	50
18:00	1	7	8	12	6	1	0	0	0	0	0	0	0	35
19:00	2	3	13	18	5	0	0	0	0	0	0	0	0	41
20:00	2	7	7	13	5	0	0	0	0	0	0	0	0	34
21:00	1	1	4	5	3	1	0	0	0	0	0	0	0	15
22:00	1	2	3	4	3	0	0	0	0	0	0	0	0	13
23:00	0	1	3	0	0	0	0	0	0	0	0	0	0	4
<b>Totals</b>	<b>32</b>	<b>65</b>	<b>177</b>	<b>245</b>	<b>110</b>	<b>14</b>								<b>643</b>
<b>% of Totals</b>	<b>5%</b>	<b>10%</b>	<b>28%</b>	<b>38%</b>	<b>17%</b>	<b>2%</b>								<b>100%</b>

<b>AM Volumes</b>	6	19	61	87	38	6	0	0	0	0	0	0	0	217
<b>% AM</b>	1%	3%	9%	14%	6%	1%								34%
<b>AM Peak Hour</b>	07:00	10:00	07:00	08:00	11:00	11:00								08:00
<b>Volume</b>	4	7	13	18	11	3								41
<b>PM Volumes</b>	26	46	116	158	72	8	0	0	0	0	0	0	0	426
<b>% PM</b>	4%	7%	18%	25%	11%	1%								66%
<b>PM Peak Hour</b>	13:00	14:00	14:00	17:00	17:00	15:00								16:00
<b>Volume</b>	5	7	17	24	12	3								57

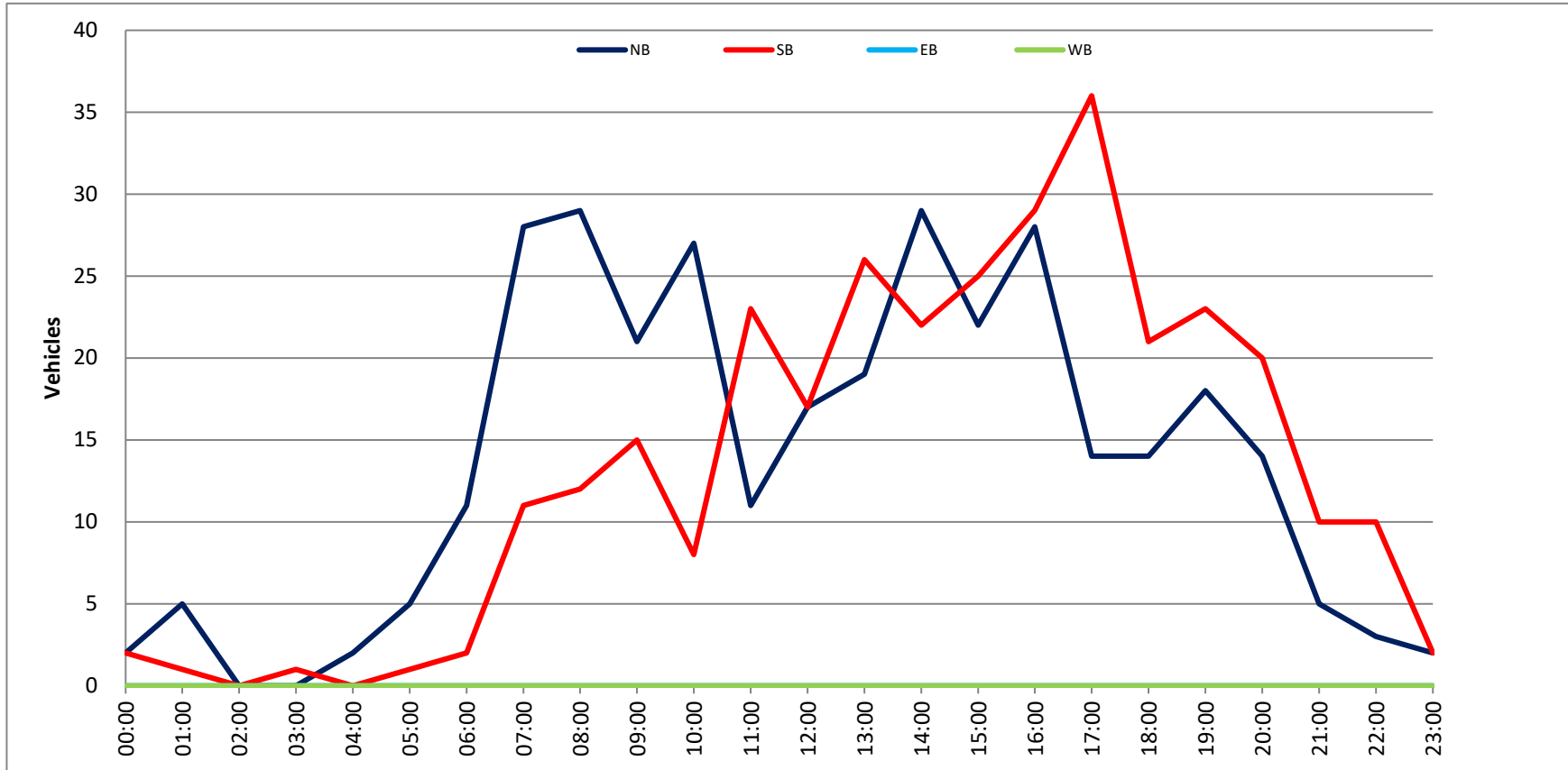
Directional Peak Periods All Speeds	AM 7-9		NOON 12-2		PM 4-6		Off Peak Volumes	
	Volume	%	Volume	%	Volume	%	Volume	%
	80	↔ 12%	79	↔ 12%	107	↔ 17%	377	↔ 59%

Street Name	Direction	Percentiles					ADT
		15th	50th	Average	85th	95th	
NW 89th Way	Summary	20	26	25	31	34	643

Day: Tuesday  
 Date: 5/16/2023

City: Hollywood  
 Project #: FL23\_140259\_034

DAILY TOTALS										NB		SB		EB		WB		Total
										326		317		0		0		643
AM Period	NB	SB	EB	WB	TOTAL	PM Period	NB	SB	EB	WB	TOTAL	SPLIT %				Total		
00:15	0	0	0	0	0	12:00	3	2	0	0	5	43.4%		56.6%		16:15		
00:30	0	2	0	0	2	12:15	6	6	0	0	12					61		
00:45	2	0	0	0	2	12:30	4	4	0	0	8					0.803		
01:00	1	0	0	0	1	12:45	4	17	5	17	9					34		
01:15	4	1	0	0	5	13:00	6	2	2	0	8					11		
01:30	0	0	0	0	0	13:15	3	8	0	0	11					16		
01:45	0	0	0	0	0	13:30	7	9	0	0	16					45		
02:00	0	0	0	0	0	13:45	3	19	7	26	10					18		
02:15	0	0	0	0	0	14:00	13	5	0	0	18					9		
02:30	0	0	0	0	0	14:15	5	4	4	0	13					10		
02:45	0	0	0	0	0	14:30	5	5	0	0	10					14		
03:00	0	0	0	0	0	14:45	6	29	8	22	14					51		
03:15	0	0	0	0	0	15:00	9	5	0	0	14					13		
03:30	0	0	0	0	0	15:15	6	7	0	0	13					8		
03:45	0	0	0	0	0	15:30	4	4	4	0	12					47		
04:00	1	1	1	0	3	15:45	3	22	9	25	12					16		
04:15	0	0	0	0	0	16:00	5	7	0	0	12					15		
04:30	0	0	0	0	0	16:15	8	7	0	0	15					19		
04:45	0	0	0	0	0	16:30	11	8	0	0	19					57		
05:00	1	0	0	0	1	16:45	4	28	7	29	11					16		
05:15	0	0	0	0	0	17:00	5	11	0	0	16					10		
05:30	4	1	0	0	5	17:15	3	7	0	0	10					12		
05:45	0	1	0	0	1	17:30	4	8	0	0	12					50		
06:00	3	1	0	0	4	17:45	2	14	10	36	0					8		
06:15	2	0	0	0	2	18:00	2	6	0	0	8					10		
06:30	1	1	0	0	2	18:15	5	5	0	0	10					10		
06:45	5	11	0	0	16	18:30	3	7	0	0	10					7		
07:00	3	1	0	0	4	18:45	4	14	3	21	0					35		
07:15	12	4	0	0	16	19:00	9	6	0	0	15					41		
07:30	11	4	0	0	15	19:15	6	4	0	0	10					4		
07:45	2	28	2	11	4	19:30	2	10	0	0	4					7		
08:00	6	2	0	0	8	19:45	1	18	3	23	0					34		
08:15	3	3	0	0	6	20:00	3	4	4	0	7					11		
08:30	7	3	0	0	10	20:15	4	7	0	0	11					12		
08:45	6	29	4	12	10	20:30	6	6	0	0	12					4		
09:00	7	2	0	0	9	20:45	1	14	3	20	0					6		
09:15	6	1	0	0	7	21:00	1	5	0	0	6					4		
09:30	4	6	0	0	10	21:15	2	2	0	0	4					3		
09:45	4	21	6	15	10	21:30	1	2	0	0	3					2		
10:00	4	3	0	0	7	21:45	1	5	1	10	0					4		
10:15	11	1	0	0	12	22:00	0	4	0	0	4					5		
10:30	9	4	0	0	13	22:15	2	3	0	0	5					2		
10:45	3	27	0	0	3	22:30	1	1	0	0	2					13		
11:00	2	4	0	0	6	22:45	0	3	2	10	0					1		
11:15	3	9	0	0	12	23:00	1	0	0	0	1					1		
11:30	2	3	0	0	5	23:15	0	0	0	0	0					1		
11:45	4	11	7	23	34	23:30	0	1	1	0	0					4		
TOTALS	141	76			217	TOTALS	185	241			426					66.3%		
SPLIT %	65.0%	35.0%			33.7%	SPLIT %	43.4%	56.6%			66.3%							
<b>DAILY TOTALS</b>										NB		SB		EB		WB		Total
										326		317		0		0		643
AM Peak Hour	06:45	11:00	07:15	PM Peak Hour	14:00	17:00	16:15											
AM Pk Volume	31	23	44	PM Pk Volume	29	36	61											
Pk Hr Factor	0.646	0.639	0.688	Pk Hr Factor	0.558	0.818	0.803											
7 - 9 Volume	57	23	80	4 - 6 Volume	42	65	107											
7 - 9 Peak Hour	07:15	07:15	07:15	4 - 6 Peak Hour	16:00	17:00	16:15											
7 - 9 Pk Volume	31	13	44	4 - 6 Pk Volume	28	36	61											
Pk Hr Factor	0.646	0.813	0.688	Pk Hr Factor	0.636	0.818	0.803											



North Bound

Table with columns: Time, < 15, 15 - 19, 20 - 24, 25 - 29, 30 - 34, 35 - 39, 40 - 44, 45 - 49, 50 - 54, 55 - 59, 60 - 64, 65 - 69, 70 +, Total. Rows list times from 00:00 AM to 23:45.

Summary table with columns: AM Volumes, PM Volumes, Directional Peak Periods (AM 7-9, NOON 12-2, PM 4-6, Off Peak Volumes). Includes volume and percentage data.

Table with columns: Street Name, Direction, 15th, 50th, Average, 85th, 95th, ADT. Rows for NW 89th Way North Bound and South Bound.

SPEED

NW 89th Way N/O NW 39th St

Day: Wednesday  
Date: 5/17/2023

City: Hollywood  
Project #: FL23\_140259\_034s

South Bound

Time	< 15	15 - 19	20 - 24	25 - 29	30 - 34	35 - 39	40 - 44	45 - 49	50 - 54	55 - 59	60 - 64	65 - 69	70 +	Total
00:00 AM	0	0	0	0	0	0	0	0	0	0	0	0	0	0
00:15	0	0	0	0	0	0	0	0	0	0	0	0	0	0
00:30	0	0	0	0	0	0	0	0	0	0	0	0	0	0
00:45	0	0	0	0	0	0	0	0	0	0	0	0	0	0
01:00	0	0	0	0	0	0	0	0	0	0	0	0	0	0
01:15	0	0	0	0	0	0	0	0	0	0	0	0	0	0
01:30	0	0	0	0	0	0	0	0	0	0	0	0	0	0
01:45	0	1	0	0	0	0	0	0	0	0	0	0	0	1
02:00	0	0	0	0	0	0	0	0	0	0	0	0	0	0
02:15	0	0	0	0	0	0	0	0	0	0	0	0	0	0
02:30	0	0	0	0	0	0	0	0	0	0	0	0	0	0
02:45	0	0	0	0	0	0	0	0	0	0	0	0	0	0
03:00	0	0	0	0	0	0	0	0	0	0	0	0	0	0
03:15	0	0	0	0	0	0	0	0	0	0	0	0	0	0
03:30	0	0	0	0	0	0	0	0	0	0	0	0	0	0
03:45	0	0	0	0	0	0	0	0	0	0	0	0	0	0
04:00	0	0	0	0	0	0	0	0	0	0	0	0	0	0
04:15	0	0	0	0	0	0	0	0	0	0	0	0	0	0
04:30	0	0	0	0	0	0	0	0	0	0	0	0	0	0
04:45	0	0	0	0	0	0	0	0	0	0	0	0	0	0
05:00	0	0	0	0	1	0	0	0	0	0	0	0	0	1
05:15	0	0	0	0	0	0	0	0	0	0	0	0	0	0
05:30	0	0	0	0	0	0	0	0	0	0	0	0	0	0
05:45	0	0	0	0	0	0	0	0	0	0	0	0	0	0
06:00	0	0	0	0	0	0	0	0	0	0	0	0	0	0
06:15	0	0	1	0	0	0	0	0	0	0	0	0	0	1
06:30	0	0	0	0	0	0	0	0	0	0	0	0	0	0
06:45	0	0	1	1	0	0	0	0	0	0	0	0	0	2
07:00	0	0	1	1	0	0	0	0	0	0	0	0	0	2
07:15	0	0	2	3	0	0	0	0	0	0	0	0	0	5
07:30	0	0	0	1	0	0	0	0	0	0	0	0	0	1
07:45	0	0	2	2	0	0	0	0	0	0	0	0	0	4
08:00	0	0	0	2	1	1	0	0	0	0	0	0	0	4
08:15	0	1	0	0	0	0	0	0	0	0	0	0	0	1
08:30	0	0	1	1	3	0	0	0	0	0	0	0	0	5
08:45	0	0	0	1	0	1	0	0	0	0	0	0	0	2
09:00	0	0	1	2	2	0	0	0	0	0	0	0	0	5
09:15	0	0	0	1	1	0	0	0	0	0	0	0	0	2
09:30	0	0	1	4	1	0	0	0	0	0	0	0	0	6
09:45	0	0	0	0	0	0	0	0	0	0	0	0	0	0
10:00	0	0	2	1	1	0	0	0	0	0	0	0	0	4
10:15	0	1	3	2	1	0	0	0	0	0	0	0	0	7
10:30	0	0	2	1	1	0	0	0	0	0	0	0	0	4
10:45	0	0	0	0	0	0	0	0	0	0	0	0	0	0
11:00	0	1	3	0	3	0	0	0	0	0	0	0	0	7
11:15	0	1	0	0	0	0	0	0	0	0	0	0	0	1
11:30	0	1	0	1	3	0	0	0	0	0	0	0	0	5
11:45	1	1	1	0	0	0	0	0	0	0	0	0	0	3
12:00 PM	0	0	0	1	2	0	0	0	0	0	0	0	0	3
12:15	0	0	1	4	0	0	0	0	0	0	0	0	0	5
12:30	0	0	0	1	0	0	0	0	0	0	0	0	0	1
12:45	1	0	4	2	1	0	0	0	0	0	0	0	0	8
13:00	0	0	3	1	1	0	0	0	0	0	0	0	0	5
13:15	0	0	1	0	1	0	0	0	0	0	0	0	0	2
13:30	2	0	4	4	1	0	0	0	0	0	0	0	0	8
13:45	0	1	1	1	0	0	0	0	0	0	0	0	0	3
14:00	1	0	0	6	0	0	0	0	0	0	0	0	0	7
14:15	0	0	2	1	1	0	0	0	0	0	0	0	0	4
14:30	0	0	1	1	0	0	0	0	0	0	0	0	0	2
14:45	1	1	1	1	3	0	0	1	0	0	0	0	0	8
15:00	1	2	4	2	0	0	0	0	0	0	0	0	0	9
15:15	1	2	1	1	1	0	0	0	0	0	0	0	0	6
15:30	0	0	3	3	3	0	0	0	0	0	0	0	0	9
15:45	0	0	1	0	0	0	0	0	0	0	0	0	0	1
16:00	1	0	4	2	2	0	0	0	0	0	0	0	0	9
16:15	0	0	0	2	1	0	0	0	0	0	0	0	0	3
16:30	0	0	3	1	0	0	0	0	0	0	0	0	0	4
16:45	0	0	3	2	1	1	0	0	0	0	0	0	0	7
17:00	0	1	3	4	2	0	0	0	0	0	0	0	0	10
17:15	0	0	2	4	3	0	0	0	0	0	0	0	0	9
17:30	1	1	1	3	2	0	0	0	0	0	0	0	0	8
17:45	0	3	4	2	1	0	0	0	0	0	0	0	0	7
18:00	0	0	6	3	0	0	0	0	0	0	0	0	0	9
18:15	0	0	0	7	0	0	0	0	0	0	0	0	0	7
18:30	0	2	0	3	1	0	0	0	0	0	0	0	0	6
18:45	1	0	0	0	1	0	0	0	0	0	0	0	0	2
19:00	0	3	3	0	1	0	0	0	0	0	0	0	0	7
19:15	1	0	2	2	1	0	0	0	0	0	0	0	0	6
19:30	1	1	4	1	0	0	0	0	0	0	0	0	0	7
19:45	1	1	3	1	0	0	0	0	0	0	0	0	0	6
20:00	1	0	1	0	0	0	0	0	0	0	0	0	0	2
20:15	1	0	1	2	1	0	0	0	0	0	0	0	0	5
20:30	0	0	1	1	1	0	0	0	0	0	0	0	0	3
20:45	0	2	0	3	1	0	0	0	0	0	0	0	0	6
21:00	0	0	3	2	1	0	0	0	0	0	0	0	0	6
21:15	0	0	0	1	0	0	0	0	0	0	0	0	0	1
21:30	0	2	1	1	0	0	0	0	0	0	0	0	0	4
21:45	0	0	3	0	0	0	0	0	0	0	0	0	0	3
22:00	0	0	0	0	0	0	0	0	0	0	0	0	0	0
22:15	0	0	0	1	0	0	0	0	0	0	0	0	0	1
22:30	0	1	1	0	0	0	0	0	0	0	0	0	0	2
22:45	0	1	2	1	0	0	0	0	0	0	0	0	0	4
23:00	0	0	0	1	0	0	0	0	0	0	0	0	0	1
23:15	0	1	0	1	0	0	0	0	0	0	0	0	0	2
23:30	0	0	0	0	0	0	0	0	0	0	0	0	0	0
23:45	1	0	1	0	0	0	0	0	0	0	0	0	0	2
Totals	17	31	97	102	51	4	1							303
% of Totals	6%	10%	32%	34%	17%	1%	0%							100%

AM Peak Hour	Volume	%	NOON 12-2	Volume	%	PM 4-6	Volume	%	Off Peak Volumes	Volume	%
AM Peak Hour	11:00 - 11:59	10:15	07:15 - 08:00	16:45	14:00	PM 4-6	187	62%			
Directional Peak Periods	AM 7-9		NOON 12-2		PM 4-6		Off Peak Volumes				
All Classes	Volume	%	Volume	%	Volume	%	Volume	%			
	23	8%	36	12%	57	19%	187	62%			

Street Name	Direction	15th	50th	Average	85th	95th	ADT
NW 89th Way	North Bound	19	26	25	31	34	308
NW 89th Way	South Bound	20	25	25	31	34	303

Day: Wednesday  
Date: 5/17/2023

City: Hollywood  
Project #: FL23\_140259\_034

**Summary**

Time	< 15	15 - 19	20 - 24	25 - 29	30 - 34	35 - 39	40 - 44	45 - 49	50 - 54	55 - 59	60 - 64	65 - 69	70 +	Total
00:00 AM	0	0	1	0	0	0	0	0	0	0	0	0	0	1
00:15	0	0	1	0	0	0	0	0	0	0	0	0	0	1
00:30	0	0	0	0	0	0	0	0	0	0	0	0	0	0
00:45	0	0	0	0	0	0	0	0	0	0	0	0	0	0
01:00	0	0	0	0	0	0	0	0	0	0	0	0	0	0
01:15	0	0	0	0	0	0	0	0	0	0	0	0	0	0
01:30	0	0	0	0	0	0	0	0	0	0	0	0	0	0
01:45	0	1	1	0	0	0	0	0	0	0	0	0	0	2
02:00	0	0	0	0	0	0	0	0	0	0	0	0	0	0
02:15	0	0	0	0	0	0	0	0	0	0	0	0	0	0
02:30	0	0	0	0	0	0	0	0	0	0	0	0	0	0
02:45	0	0	0	0	0	0	0	0	0	0	0	0	0	0
03:00	0	0	0	0	0	0	0	0	0	0	0	0	0	0
03:15	0	0	0	0	0	0	0	0	0	0	0	0	0	0
03:30	0	0	0	0	0	0	0	0	0	0	0	0	0	0
03:45	0	0	0	0	0	0	0	0	0	0	0	0	0	0
04:00	0	0	0	0	0	0	0	0	0	0	0	0	0	0
04:15	0	0	0	0	0	0	0	0	0	0	0	0	0	0
04:30	0	0	0	0	0	0	0	0	0	0	0	0	0	0
04:45	0	0	0	0	0	0	0	0	0	0	0	0	0	0
05:00	0	0	0	2	0	0	0	0	0	0	0	0	0	2
05:15	0	0	3	1	1	0	0	0	0	0	0	0	0	2
05:30	0	0	2	0	0	0	0	0	0	0	0	0	0	2
05:45	0	0	0	0	0	0	0	0	0	0	0	0	0	0
06:00	0	0	0	1	0	0	0	0	0	0	0	0	0	1
06:15	0	0	2	0	0	0	0	0	0	0	0	0	0	2
06:30	0	0	0	0	2	0	0	0	0	0	0	0	0	2
06:45	0	0	5	2	0	0	0	0	0	0	0	0	0	7
07:00	0	0	3	6	1	0	0	0	0	0	0	0	0	10
07:15	2	1	3	10	0	0	0	0	0	0	0	0	0	16
07:30	2	1	5	9	2	0	0	0	0	0	0	0	0	19
07:45	0	0	2	4	2	0	0	0	0	0	0	0	0	7
08:00	0	0	3	4	3	1	0	0	0	0	0	0	0	10
08:15	0	2	1	5	2	0	0	0	0	0	0	0	0	10
08:30	0	0	1	3	4	0	0	0	0	0	0	0	0	8
08:45	0	0	1	4	3	1	0	0	0	0	0	0	0	9
09:00	0	0	1	4	3	0	0	0	0	0	0	0	0	8
09:15	0	1	2	4	3	0	0	0	0	0	0	0	0	8
09:30	0	1	1	10	3	0	0	0	0	0	0	0	0	15
09:45	0	0	2	1	1	0	0	0	0	0	0	0	0	4
10:00	0	2	2	2	2	0	0	0	0	0	0	0	0	8
10:15	0	2	3	4	2	0	0	0	0	0	0	0	0	11
10:30	0	1	2	4	2	1	0	0	0	0	0	0	0	10
10:45	0	0	0	2	3	0	0	0	0	0	0	0	0	5
11:00	2	1	3	2	3	0	0	0	0	0	0	0	0	11
11:15	0	0	3	0	0	0	0	0	0	0	0	0	0	3
11:30	0	1	2	4	3	0	0	0	0	0	0	0	0	10
11:45	2	2	2	0	0	0	0	0	0	0	0	0	0	6
12:00 PM	2	1	2	3	2	0	0	0	0	0	0	0	0	10
12:15	0	1	2	6	0	0	0	0	0	0	0	0	0	9
12:30	0	0	0	3	0	0	0	0	0	0	0	0	0	3
12:45	3	0	5	3	2	0	0	0	0	0	0	0	0	13
13:00	1	1	6	3	1	0	0	0	0	0	0	0	0	12
13:15	0	0	2	1	3	0	0	0	0	0	0	0	0	6
13:30	3	1	4	4	2	0	0	0	0	0	0	0	0	15
13:45	0	4	1	2	1	0	0	0	0	0	0	0	0	8
14:00	1	0	3	6	0	0	0	0	0	0	0	0	0	10
14:15	0	0	4	4	1	0	0	0	0	0	0	0	0	9
14:30	0	0	2	2	2	0	0	0	0	0	0	0	0	6
14:45	1	2	2	3	4	1	1	0	0	0	0	0	0	14
15:00	1	4	7	4	3	0	0	0	0	0	0	0	0	17
15:15	1	2	2	3	3	0	0	0	0	0	0	0	0	11
15:30	0	1	4	4	4	0	0	0	0	0	0	0	0	13
15:45	1	0	1	2	1	0	0	0	0	0	0	0	0	5
16:00	1	0	6	2	3	0	0	0	0	0	0	0	0	12
16:15	0	1	5	2	0	0	0	0	0	0	0	0	0	9
16:30	1	0	6	2	0	0	0	0	0	0	0	0	0	9
16:45	0	1	4	4	5	1	0	0	0	0	0	0	0	15
17:00	0	2	3	8	2	0	0	0	0	0	0	0	0	15
17:15	0	1	4	8	3	0	0	0	0	0	0	0	0	16
17:30	1	2	2	4	3	0	0	0	0	0	0	0	0	12
17:45	0	3	3	4	1	0	0	0	0	0	0	0	0	11
18:00	2	0	7	9	0	0	0	0	0	0	0	0	0	18
18:15	1	0	1	10	1	0	0	0	0	0	0	0	0	13
18:30	0	2	2	5	1	0	0	0	0	0	0	0	0	10
18:45	1	0	0	0	4	0	0	0	0	0	0	0	0	5
19:00	1	3	4	6	1	1	0	0	0	0	0	0	0	12
19:15	1	0	4	4	1	0	0	0	0	0	0	0	0	10
19:30	1	1	4	1	0	0	0	0	0	0	0	0	0	7
19:45	2	2	3	1	0	0	0	0	0	0	0	0	0	8
20:00	3	0	1	1	0	0	0	0	0	0	0	0	0	5
20:15	1	0	3	2	1	0	0	0	0	0	0	0	0	7
20:30	0	0	0	2	3	2	0	0	0	0	0	0	0	7
20:45	0	3	0	3	1	1	0	0	0	0	0	0	0	8
21:00	0	0	4	4	1	0	0	0	0	0	0	0	0	9
21:15	0	0	1	1	0	0	0	0	0	0	0	0	0	1
21:30	0	3	1	2	0	0	0	0	0	0	0	0	0	6
21:45	0	0	3	1	0	0	0	0	0	0	0	0	0	4
22:00	0	0	0	0	0	0	0	0	0	0	0	0	0	0
22:15	0	0	0	1	0	0	0	0	0	0	0	0	0	1
22:30	1	1	1	0	0	0	0	0	0	0	0	0	0	3
22:45	0	1	2	1	0	0	0	0	0	0	0	0	0	4
23:00	0	1	2	1	0	0	0	0	0	0	0	0	0	4
23:15	0	1	0	3	0	0	0	0	0	0	0	0	0	4
23:30	0	0	0	0	0	0	0	0	0	0	0	0	0	0
23:45	1	0	1	1	0	0	0	0	0	0	0	0	0	3
<b>Totals</b>	<b>40</b>	<b>60</b>	<b>180</b>	<b>224</b>	<b>98</b>	<b>8</b>	<b>1</b>							<b>611</b>
% of Totals	7%	10%	29%	37%	16%	1%	0%							100%

AM Volumes		8	13	54	86	38	3	0	0	0	0	0	0	204	
% AM		1%	2%	9%	14%	6%	0%							33%	
AM Peak Hour		06:45	09:30	06:45	07:00	08:00	08:00							06:45	
Volume		4	5	15	21	12	3							41	
PM Volumes		32	45	120	138	60	5	1	0	0	0	0	0	407	
% PM		5%	7%	21%	23%	10%	1%	0%						67%	
PM Peak Hour		12:45	14:45	16:00	17:45	16:45	12:45	14:00						16:45	
Volume		7	9	21	28	13	2	1						58	
Directional Peak Periods		AM 7-9				NOON 12-2				PM 4-6				Off Peak Volumes	
All Classes		Volume				Volume				Volume				Volume	
		83				76				99				353	
		14%				12%				16%				58%	

Street Name	Direction	15th	50th	Average	85th	95th	ADT
NW 89th Way	Summary	19	26	25	31	34	611

# SPEED

NW 89th Way N/O NW 39th St

Day: Wednesday

Date: 5/17/2023

City: Hollywood

Project #: FL23\_140259\_034n

## North Bound

Time	< 15	15 - 19	20 - 24	25 - 29	30 - 34	35 - 39	40 - 44	45 - 49	50 - 54	55 - 59	60 - 64	65 - 69	70 +	Total
00:00 AM	0	0	1	0	0	0	0	0	0	0	0	0	0	1
01:00	0	0	1	0	0	0	0	0	0	0	0	0	0	1
02:00	0	0	0	0	0	0	0	0	0	0	0	0	0	0
03:00	0	0	0	0	0	0	0	0	0	0	0	0	0	0
04:00	0	0	0	0	0	0	0	0	0	0	0	0	0	0
05:00	0	0	3	2	0	0	0	0	0	0	0	0	0	5
06:00	0	0	5	4	0	0	0	0	0	0	0	0	0	9
07:00	4	2	8	16	5	0	0	0	0	0	0	0	0	35
08:00	0	1	4	12	8	0	0	0	0	0	0	0	0	25
09:00	0	1	4	12	5	0	0	0	0	0	0	0	0	22
10:00	0	4	2	8	3	1	0	0	0	0	0	0	0	18
11:00	3	1	5	5	0	0	0	0	0	0	0	0	0	14
12:00 PM	4	2	4	7	1	0	0	0	0	0	0	0	0	18
13:00	2	5	4	6	4	1	0	0	0	0	0	0	0	22
14:00	0	1	7	6	3	1	0	0	0	0	0	0	0	18
15:00	1	3	5	7	5	0	0	0	0	0	0	0	0	21
16:00	1	2	9	4	6	0	0	0	0	0	0	0	0	22
17:00	0	3	5	11	1	0	0	0	0	0	0	0	0	20
18:00	3	0	4	11	4	0	0	0	0	0	0	0	0	22
19:00	2	1	5	3	0	0	0	0	0	0	0	0	0	11
20:00	2	1	4	2	1	1	0	0	0	0	0	0	0	11
21:00	0	1	1	3	1	0	0	0	0	0	0	0	0	6
22:00	1	0	0	0	0	0	0	0	0	0	0	0	0	1
23:00	0	1	2	3	0	0	0	0	0	0	0	0	0	6
<b>Totals</b>	<b>23</b>	<b>29</b>	<b>83</b>	<b>122</b>	<b>47</b>	<b>4</b>								<b>308</b>
<b>% of Totals</b>	<b>7%</b>	<b>9%</b>	<b>27%</b>	<b>40%</b>	<b>15%</b>	<b>1%</b>								<b>100%</b>

<b>AM Volumes</b>	7	9	33	59	21	1	0	0	0	0	0	0	0	130
<b>% AM</b>	2%	3%	11%	19%	7%	0%								42%
<b>AM Peak Hour</b>	07:00	10:00	07:00	07:00	08:00	10:00								07:00
<b>Volume</b>	4	4	8	16	8	1								35
<b>PM Volumes</b>	16	20	50	63	26	3	0	0	0	0	0	0	0	178
<b>% PM</b>	5%	6%	16%	20%	8%	1%								58%
<b>PM Peak Hour</b>	12:00	13:00	16:00	17:00	16:00	13:00								13:00
<b>Volume</b>	4	5	9	11	6	1								22

Directional Peak Periods All Speeds	AM 7-9		NOON 12-2		PM 4-6		Off Peak Volumes	
	Volume	%	Volume	%	Volume	%	Volume	%
	60	19%	40	13%	42	14%	166	54%

Street Name	Direction	Percentiles					ADT
		15th	50th	Average	85th	95th	
NW 89th Way	North Bound	19	26	25	31	34	308
NW 89th Way	South Bound	20	25	25	31	34	303



# SPEED

NW 89th Way N/O NW 39th St

Day: Wednesday

Date: 5/17/2023

City: Hollywood

Project #: FL23\_140259\_034s

## South Bound

Time	< 15	15 - 19	20 - 24	25 - 29	30 - 34	35 - 39	40 - 44	45 - 49	50 - 54	55 - 59	60 - 64	65 - 69	70 +	Total
00:00 AM	0	0	0	1	0	0	0	0	0	0	0	0	0	1
01:00	0	1	0	0	0	0	0	0	0	0	0	0	0	1
02:00	0	0	0	0	0	0	0	0	0	0	0	0	0	0
03:00	0	0	0	0	0	0	0	0	0	0	0	0	0	0
04:00	0	0	0	0	0	0	0	0	0	0	0	0	0	0
05:00	0	0	0	1	0	0	0	0	0	0	0	0	0	1
06:00	0	0	2	1	0	0	0	0	0	0	0	0	0	3
07:00	0	0	4	7	0	0	0	0	0	0	0	0	0	11
08:00	0	1	1	4	4	2	0	0	0	0	0	0	0	12
09:00	0	0	2	7	4	0	0	0	0	0	0	0	0	13
10:00	0	1	7	5	3	0	0	0	0	0	0	0	0	16
11:00	1	3	5	1	6	0	0	0	0	0	0	0	0	16
12:00 PM	1	0	5	8	3	0	0	0	0	0	0	0	0	17
13:00	2	1	9	2	4	1	0	0	0	0	0	0	0	19
14:00	2	1	4	9	4	0	1	0	0	0	0	0	0	21
15:00	2	4	9	6	4	0	0	0	0	0	0	0	0	25
16:00	1	0	12	6	3	1	0	0	0	0	0	0	0	23
17:00	1	5	7	13	8	0	0	0	0	0	0	0	0	34
18:00	1	2	6	13	2	0	0	0	0	0	0	0	0	24
19:00	3	5	12	4	2	0	0	0	0	0	0	0	0	26
20:00	2	2	3	6	3	0	0	0	0	0	0	0	0	16
21:00	0	2	5	4	1	0	0	0	0	0	0	0	0	12
22:00	0	2	3	2	0	0	0	0	0	0	0	0	0	7
23:00	1	1	1	2	0	0	0	0	0	0	0	0	0	5
<b>Totals</b>	<b>17</b>	<b>31</b>	<b>97</b>	<b>102</b>	<b>51</b>	<b>4</b>	<b>1</b>							<b>303</b>
<b>% of Totals</b>	6%	10%	32%	34%	17%	1%	0%							100%

<b>AM Volumes</b>	1	6	21	27	17	2	0	0	0	0	0	0	0	74
<b>% AM</b>	0%	2%	7%	9%	6%	1%								24%
<b>AM Peak Hour</b>	11:00	11:00	10:00	07:00	11:00	08:00								10:00
<b>Volume</b>	1	3	7	7	6	2								16
<b>PM Volumes</b>	16	25	76	75	34	2	1	0	0	0	0	0	0	229
<b>% PM</b>	5%	8%	25%	25%	11%	1%	0%							76%
<b>PM Peak Hour</b>	19:00	17:00	16:00	17:00	17:00	13:00	14:00							17:00
<b>Volume</b>	3	5	12	13	8	1	1							34

Directional Peak Periods All Speeds	AM 7-9		NOON 12-2		PM 4-6		Off Peak Volumes	
	Volume	%	Volume	%	Volume	%	Volume	%
	23	↔ 8%	36	↔ 12%	57	↔ 19%	187	↔ 62%

Street Name	Direction	Percentiles					ADT
		15th	50th	Average	85th	95th	
NW 89th Way	North Bound	19	26	25	31	34	308
NW 89th Way	South Bound	20	25	25	31	34	303

# SPEED

NW 89th Way N/O NW 39th St

Day: Wednesday

Date: 5/17/2023

City: Hollywood

Project #: FL23\_140259\_034

## Summary

Time	< 15	15 - 19	20 - 24	25 - 29	30 - 34	35 - 39	40 - 44	45 - 49	50 - 54	55 - 59	60 - 64	65 - 69	70 +	Total
00:00 AM	0	0	1	1	0	0	0	0	0	0	0	0	0	2
01:00	0	1	1	0	0	0	0	0	0	0	0	0	0	2
02:00	0	0	0	0	0	0	0	0	0	0	0	0	0	0
03:00	0	0	0	0	0	0	0	0	0	0	0	0	0	0
04:00	0	0	0	0	0	0	0	0	0	0	0	0	0	0
05:00	0	0	3	3	0	0	0	0	0	0	0	0	0	6
06:00	0	0	7	5	0	0	0	0	0	0	0	0	0	12
07:00	4	2	12	23	5	0	0	0	0	0	0	0	0	46
08:00	0	2	5	16	12	2	0	0	0	0	0	0	0	37
09:00	0	1	6	19	9	0	0	0	0	0	0	0	0	35
10:00	0	5	9	13	6	1	0	0	0	0	0	0	0	34
11:00	4	4	10	6	6	0	0	0	0	0	0	0	0	30
12:00 PM	5	2	9	15	4	0	0	0	0	0	0	0	0	35
13:00	4	6	13	8	8	2	0	0	0	0	0	0	0	41
14:00	2	2	11	15	7	1	1	0	0	0	0	0	0	39
15:00	3	7	14	13	9	0	0	0	0	0	0	0	0	46
16:00	2	2	21	10	9	1	0	0	0	0	0	0	0	45
17:00	1	8	12	24	9	0	0	0	0	0	0	0	0	54
18:00	4	2	10	24	6	0	0	0	0	0	0	0	0	46
19:00	5	6	17	7	2	0	0	0	0	0	0	0	0	37
20:00	4	3	7	8	4	1	0	0	0	0	0	0	0	27
21:00	0	3	6	7	2	0	0	0	0	0	0	0	0	18
22:00	1	2	3	2	0	0	0	0	0	0	0	0	0	8
23:00	1	2	3	5	0	0	0	0	0	0	0	0	0	11
<b>Totals</b>	<b>40</b>	<b>60</b>	<b>180</b>	<b>224</b>	<b>98</b>	<b>8</b>	<b>1</b>							<b>611</b>
<b>% of Totals</b>	<b>7%</b>	<b>10%</b>	<b>29%</b>	<b>37%</b>	<b>16%</b>	<b>1%</b>	<b>0%</b>							<b>100%</b>

<b>AM Volumes</b>	8	15	54	86	38	3	0	0	0	0	0	0	0	204
<b>% AM</b>	1%	2%	9%	14%	6%	0%								33%
<b>AM Peak Hour</b>	07:00	10:00	07:00	07:00	08:00	08:00								07:00
<b>Volume</b>	4	5	12	23	12	2								46
<b>PM Volumes</b>	32	45	126	138	60	5	1	0	0	0	0	0	0	407
<b>% PM</b>	5%	7%	21%	23%	10%	1%	0%							67%
<b>PM Peak Hour</b>	12:00	17:00	16:00	17:00	15:00	13:00	14:00							17:00
<b>Volume</b>	5	8	21	24	9	2	1							54

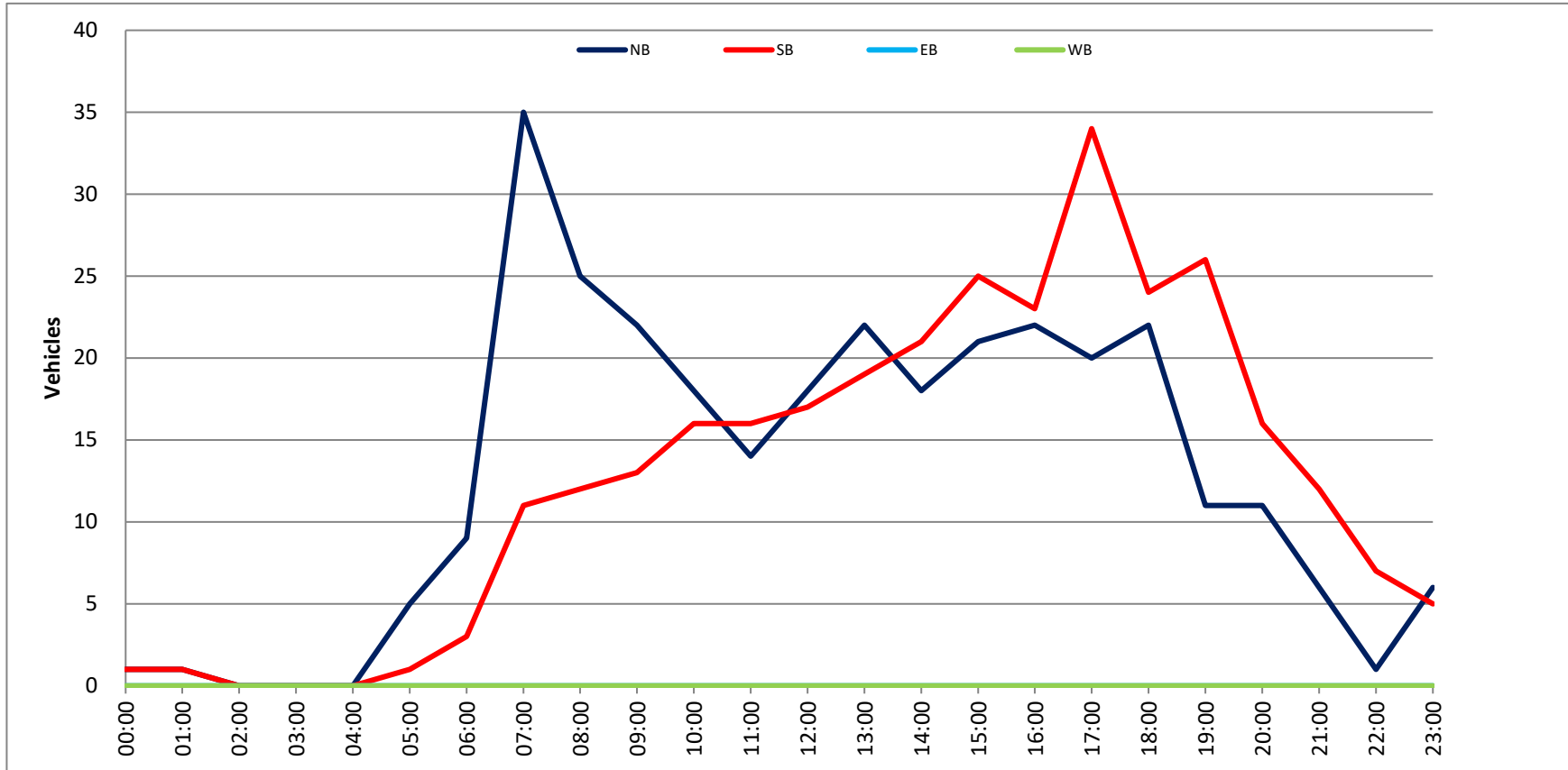
Directional Peak Periods All Speeds	AM 7-9		NOON 12-2		PM 4-6		Off Peak Volumes	
	Volume	%	Volume	%	Volume	%	Volume	%
	83	↔ 14%	76	↔ 12%	99	↔ 16%	353	↔ 58%

Street Name	Direction	Percentiles					ADT
		15th	50th	Average	85th	95th	
NW 89th Way	Summary	19	26	25	31	34	611

Day: Wednesday  
 Date: 5/17/2023

City: Hollywood  
 Project #: FL23\_140259\_034

DAILY TOTALS										NB		SB		EB		WB		TOTAL	
										308		303		0		0		611	
AM Period	NB	SB	EB	WB	TOTAL	PM Period	NB	SB	EB	WB	TOTAL	SPLIT %		TOTAL					
00:00	1	0	0	0	0	12:00	7	3	5	0	0	10			10				
00:15	0	1	0	0	1	12:15	4	5	5	0	0	9			9				
00:30	0	0	0	0	0	12:30	2	1	0	0	0	3			3				
00:45	0	1	0	0	2	12:45	5	18	8	17	0	13			35				
01:00	0	0	0	0	0	13:00	7	5	5	0	0	12			12				
01:15	0	0	0	0	0	13:15	4	2	2	0	0	6			6				
01:30	0	0	0	0	0	13:30	6	9	9	0	0	15			15				
01:45	1	1	1	0	2	13:45	5	22	3	19	0	8			41				
02:00	0	0	0	0	0	14:00	3	7	7	0	0	10			10				
02:15	0	0	0	0	0	14:15	5	4	4	0	0	9			9				
02:30	0	0	0	0	0	14:30	4	2	2	0	0	6			6				
02:45	0	0	0	0	0	14:45	6	18	8	21	0	14			39				
03:00	0	0	0	0	0	15:00	8	9	9	0	0	17			17				
03:15	0	0	0	0	0	15:15	5	6	6	0	0	11			11				
03:30	0	0	0	0	0	15:30	4	9	9	0	0	13			13				
03:45	0	0	0	0	0	15:45	4	21	1	25	0	5			46				
04:00	0	0	0	0	0	16:00	3	9	9	0	0	12			12				
04:15	0	0	0	0	0	16:15	6	3	3	0	0	9			9				
04:30	0	0	0	0	0	16:30	8	4	4	0	0	9			9				
04:45	0	0	0	0	0	16:45	5	22	7	23	0	15			45				
05:00	1	1	0	0	2	17:00	5	10	10	0	0	15			15				
05:15	2	0	0	0	2	17:15	7	9	9	0	0	16			16				
05:30	2	0	0	0	2	17:30	4	8	8	0	0	12			12				
05:45	0	5	0	0	6	17:45	4	20	7	34	0	12			54				
06:00	1	0	0	0	1	18:00	9	9	9	0	0	18			18				
06:15	1	1	0	0	2	18:15	6	7	7	0	0	13			13				
06:30	2	0	0	0	2	18:30	4	6	6	0	0	10			10				
06:45	5	9	2	0	12	18:45	3	22	2	24	0	5			46				
07:00	8	2	2	0	10	19:00	5	7	7	0	0	12			12				
07:15	11	5	0	0	16	19:15	4	6	6	0	0	10			10				
07:30	12	1	0	0	13	19:30	4	7	7	0	0	7			7				
07:45	4	35	3	0	7	19:45	2	11	6	26	0	8			37				
08:00	6	4	4	0	10	20:00	3	2	2	0	0	5			5				
08:15	9	1	1	0	10	20:15	2	5	5	0	0	7			7				
08:30	3	5	0	0	8	20:30	4	3	3	0	0	7			7				
08:45	7	25	2	0	9	20:45	2	11	6	16	0	8			27				
09:00	3	5	0	0	8	21:00	3	6	6	0	0	9			9				
09:15	6	2	0	0	8	21:15	0	1	1	0	0	1			1				
09:30	9	6	0	0	15	21:30	2	4	4	0	0	6			6				
09:45	4	22	0	0	35	21:45	1	6	1	12	0	2			18				
10:00	4	4	0	0	8	22:00	0	0	0	0	0	4			4				
10:15	4	7	0	0	11	22:15	0	1	1	0	0	1			1				
10:30	6	4	0	0	10	22:30	1	2	2	0	0	3			3				
10:45	4	18	1	0	5	22:45	0	1	4	7	0	4			8				
11:00	4	7	0	0	11	23:00	3	1	1	0	0	4			4				
11:15	2	1	0	0	3	23:15	2	2	2	0	0	4			4				
11:30	5	5	0	0	10	23:30	0	0	0	0	0	4			4				
11:45	3	14	3	0	6	23:45	1	6	2	5	0	3			11				
TOTALS	130	74	36.3%		204	TOTALS	178	229	56.3%		407			407					
SPLIT %	63.7%	36.3%			33.4%	SPLIT %	43.7%	56.3%			66.6%			66.6%					
<b>DAILY TOTALS</b>										NB		SB		EB		WB		Total	
										308		303		0		0		611	
AM Peak Hour	06:45	10:15	06:45	PM Peak Hour	16:30	16:45	16:45	16:45	16:45	16:45	16:45			16:45					
AM Pk Volume	36	19	46	PM Pk Volume	25	34	34	34	34	34	34			58					
Pk Hr Factor	0.750	0.679	0.719	Pk Hr Factor	0.781	0.850	0.850	0.850	0.850	0.850	0.850			0.906					
7 - 9 Volume	60	23	0	4 - 6 Volume	42	57	99	99	99	99	99			99					
7 - 9 Peak Hour	07:00	07:15	07:00	4 - 6 Peak Hour	16:30	16:45	16:45	16:45	16:45	16:45	16:45			16:45					
7 - 9 Pk Volume	35	13	0	4 - 6 Pk Volume	25	34	58	58	58	58	58			58					
Pk Hr Factor	0.729	0.650	0.719	Pk Hr Factor	0.781	0.850	0.906	0.906	0.906	0.906	0.906			0.906					



Time	< 15	15 - 19	20 - 24	25 - 29	30 - 34	35 - 39	40 - 44	45 - 49	50 - 54	55 - 59	60 - 64	65 - 69	70 +	Total
00:00 AM	0	0	0	0	0	0	0	0	0	0	0	0	0	0
00:15	0	0	0	0	0	0	0	0	0	0	0	0	0	0
00:30	0	0	0	0	0	0	0	0	0	0	0	0	0	0
00:45	0	0	0	0	0	0	0	0	0	0	0	0	0	0
01:00	0	0	0	0	0	0	0	0	0	0	0	0	0	0
01:15	0	0	0	0	0	0	0	0	0	0	0	0	0	0
01:30	0	0	0	0	0	0	0	0	0	0	0	0	0	0
01:45	0	0	0	0	0	0	0	0	0	0	0	0	0	0
02:00	0	0	0	0	0	0	0	0	0	0	0	0	0	0
02:15	0	0	0	0	0	0	0	0	0	0	0	0	0	0
02:30	0	0	0	0	0	0	0	0	0	0	0	0	0	0
02:45	0	0	0	0	0	0	0	0	0	0	0	0	0	0
03:00	0	0	0	0	0	0	0	0	0	0	0	0	0	0
03:15	0	0	0	0	0	0	0	0	0	0	0	0	0	0
03:30	0	0	0	0	0	0	0	0	0	0	0	0	0	0
03:45	0	0	0	0	0	0	0	0	0	0	0	0	0	0
04:00	0	0	0	0	0	0	0	0	0	0	0	0	0	0
04:15	0	0	0	0	0	0	0	0	0	0	0	0	0	0
04:30	0	0	0	0	0	0	0	0	0	0	0	0	0	0
04:45	0	0	0	0	0	0	0	0	0	0	0	0	0	0
05:00	0	0	0	1	0	0	0	0	0	0	0	0	0	1
05:15	0	0	3	1	0	0	0	0	0	0	0	0	0	4
05:30	0	1	3	1	0	0	0	0	0	0	0	0	0	5
05:45	0	0	4	0	0	0	0	0	0	0	0	0	0	4
06:00	0	0	0	1	0	0	0	0	0	0	0	0	0	1
06:15	0	0	0	0	0	0	0	0	0	0	0	0	0	0
06:30	0	0	0	0	1	0	0	0	0	0	0	0	0	1
06:45	0	0	0	1	0	0	0	0	0	0	0	0	0	1
07:00	0	0	1	5	1	0	0	0	0	0	0	0	0	7
07:15	1	1	4	5	1	0	0	0	0	0	0	0	0	12
07:30	1	2	3	6	0	0	0	0	0	0	0	0	0	12
07:45	0	0	0	4	1	0	0	0	0	0	0	0	0	5
08:00	0	0	2	0	2	0	0	0	0	0	0	0	0	4
08:15	0	1	2	0	1	0	0	0	0	0	0	0	0	4
08:30	0	2	0	1	1	0	0	0	0	0	0	0	0	4
08:45	1	0	1	4	2	0	0	0	0	0	0	0	0	8
09:00	0	2	3	5	0	0	0	0	0	0	0	0	0	10
09:15	0	0	2	5	3	0	0	0	0	0	0	0	0	10
09:30	0	2	3	1	0	2	0	0	0	0	0	0	0	8
09:45	0	0	1	2	2	0	0	0	0	0	0	0	0	5
10:00	0	1	0	1	0	0	0	0	0	0	0	0	0	2
10:15	0	0	2	2	2	0	0	0	0	0	0	0	0	6
10:30	0	0	2	1	1	0	0	0	0	0	0	0	0	4
10:45	0	1	0	3	1	0	0	0	0	0	0	0	0	5
11:00	1	0	1	4	0	0	0	0	0	0	0	0	0	6
11:15	0	0	2	5	1	0	0	0	0	0	0	0	0	8
11:30	0	1	2	3	1	0	0	0	0	0	0	0	0	7
11:45	0	2	2	0	0	0	0	0	0	0	0	0	0	4
12:00 PM	1	1	4	0	2	0	0	0	0	0	0	0	0	8
12:15	0	0	1	1	1	0	0	0	0	0	0	0	0	3
12:30	0	1	2	0	1	0	0	0	0	0	0	0	0	4
12:45	1	0	1	3	0	0	0	0	0	0	0	0	0	5
13:00	1	4	1	0	1	0	0	0	0	0	0	0	0	7
13:15	1	2	1	0	1	0	0	0	0	0	0	0	0	5
13:30	1	0	4	2	0	0	0	0	0	0	0	0	0	8
13:45	0	0	1	2	0	0	0	0	0	0	0	0	0	3
14:00	0	1	4	3	1	0	0	0	0	0	0	0	0	9
14:15	1	0	2	2	1	0	0	0	0	0	0	0	0	6
14:30	0	1	2	1	0	0	0	0	0	0	0	0	0	4
14:45	0	0	4	0	1	1	0	0	0	0	0	0	0	6
15:00	0	1	3	2	0	0	0	0	0	0	0	0	0	4
15:15	0	0	3	1	1	0	0	0	0	0	0	0	0	5
15:30	0	0	3	1	0	0	0	0	0	0	0	0	0	4
15:45	0	1	1	1	0	0	0	0	0	0	0	0	0	3
16:00	0	0	0	3	3	0	0	0	0	0	0	0	0	6
16:15	1	0	4	4	1	0	0	0	0	0	0	0	0	10
16:30	3	2	1	1	0	0	0	0	0	0	0	0	0	7
16:45	2	0	2	6	2	0	0	0	0	0	0	0	0	12
17:00	2	3	3	2	0	0	0	0	0	0	0	0	0	10
17:15	0	0	1	1	1	0	0	0	0	0	0	0	0	3
17:30	0	2	0	4	0	0	0	0	0	0	0	0	0	6
17:45	0	0	2	3	1	0	0	0	0	0	0	0	0	6
18:00	1	2	2	1	1	0	0	0	0	0	0	0	0	7
18:15	0	0	0	1	0	1	0	0	0	0	0	0	0	2
18:30	1	0	2	3	0	0	0	0	0	0	0	0	0	6
18:45	0	1	2	2	0	0	0	0	0	0	0	0	0	5
19:00	1	0	0	1	1	1	0	0	0	0	0	0	0	4
19:15	0	0	1	1	2	0	0	0	0	0	0	0	0	4
19:30	0	0	0	1	0	0	0	0	0	0	0	0	0	1
19:45	0	2	1	2	0	0	0	0	0	0	0	0	0	5
20:00	0	1	1	1	1	0	0	0	0	0	0	0	0	4
20:15	1	0	2	0	0	0	0	0	0	0	0	0	0	3
20:30	0	0	0	0	0	0	0	0	0	0	0	0	0	0
20:45	0	0	0	1	0	0	0	0	0	0	0	0	0	1
21:00	1	0	0	0	0	0	0	0	0	0	0	0	0	1
21:15	0	1	0	1	0	0	0	0	0	0	0	0	0	2
21:30	0	0	0	0	2	0	0	0	0	0	0	0	0	2
21:45	0	0	0	0	0	0	0	0	0	0	0	0	0	0
22:00	0	0	0	1	0	0	0	0	0	0	0	0	0	1
22:15	0	0	2	0	0	0	0	0	0	0	0	0	0	2
22:30	0	0	0	0	0	0	0	0	0	0	0	0	0	0
22:45	0	0	1	3	0	0	0	0	0	0	0	0	0	4
23:00	0	0	0	0	0	0	0	0	0	0	0	0	0	0
23:15	0	0	0	2	0	1	0	0	0	0	0	0	0	3
23:30	0	1	0	0	0	0	0	0	0	0	0	0	0	1
23:45	0	0	0	0	1	0	0	0	0	0	0	0	0	1
<b>Totals</b>	<b>23</b>	<b>43</b>	<b>105</b>	<b>127</b>	<b>47</b>	<b>6</b>								<b>351</b>
% of Totals	7%	12%	30%	36%	13%	2%								100%

Directional Peak Periods	AM 7-9				NOON 12-2				PM 4-6				Off Peak Volumes	
All Classes	Volume	%	Volume	%	Volume	%	Volume	%	Volume	%	Volume	%	Volume	%
	56	16%	43	12%	60	17%	192	55%						

Street Name	Direction	15th	50th	Average	85th	95th	ADT
NW 89th Way	North Bound	18	25	24	30	34	351
NW 89th Way	South Bound	21	26	26	31	34	356

South Bound

Time	< 15	15 - 19	20 - 24	25 - 29	30 - 34	35 - 39	40 - 44	45 - 49	50 - 54	55 - 59	60 - 64	65 - 69	70 +	Total
00:00 AM	0	0	0	0	0	0	0	0	0	0	0	0	0	0
00:15	0	0	0	0	0	0	0	0	0	0	0	0	0	0
00:30	0	0	0	0	0	0	0	0	0	0	0	0	0	0
00:45	0	0	0	0	0	0	0	0	0	0	0	0	0	0
01:00	0	0	0	0	0	0	0	0	0	0	0	0	0	0
01:15	0	0	0	0	0	0	0	0	0	0	0	0	0	0
01:30	0	0	0	0	0	0	0	0	0	0	0	0	0	0
01:45	0	0	0	0	0	0	0	0	0	0	0	0	0	0
02:00	0	0	0	0	0	0	0	0	0	0	0	0	0	0
02:15	0	0	0	0	0	0	0	0	0	0	0	0	0	0
02:30	0	0	0	0	0	0	0	0	0	0	0	0	0	0
02:45	0	0	0	0	0	0	0	0	0	0	0	0	0	0
03:00	0	0	0	0	0	0	0	0	0	0	0	0	0	0
03:15	0	0	0	0	0	0	0	0	0	0	0	0	0	0
03:30	0	0	0	0	0	0	0	0	0	0	0	0	0	0
03:45	0	0	0	0	0	0	0	0	0	0	0	0	0	0
04:00	0	0	0	0	0	0	0	0	0	0	0	0	0	0
04:15	0	0	0	0	0	0	0	0	0	0	0	0	0	0
04:30	0	0	0	0	0	0	0	0	0	0	0	0	0	0
04:45	0	0	0	0	0	0	0	0	0	0	0	0	0	0
05:00	0	0	0	0	0	0	0	0	0	0	0	0	0	0
05:15	0	0	0	0	0	0	0	0	0	0	0	0	0	0
05:30	0	0	1	0	0	0	0	0	0	0	0	0	0	1
05:45	0	0	0	1	0	0	0	0	0	0	0	0	0	1
06:00	0	0	0	0	0	0	0	0	0	0	0	0	0	0
06:15	0	0	0	1	1	0	0	0	0	0	0	0	0	2
06:30	0	0	0	0	0	0	0	0	0	0	0	0	0	0
06:45	0	0	0	1	0	0	0	0	0	0	0	0	0	1
07:00	0	0	1	1	0	0	0	0	0	0	0	0	0	2
07:15	0	0	1	2	0	0	0	0	0	0	0	0	0	3
07:30	0	1	0	3	0	0	0	0	0	0	0	0	0	4
07:45	0	1	3	1	0	0	0	0	0	0	0	0	0	5
08:00	0	0	3	1	0	0	0	0	0	0	0	0	0	5
08:15	0	0	2	1	0	0	0	0	0	0	0	0	0	3
08:30	0	1	3	0	0	0	0	0	0	0	0	0	0	4
08:45	0	0	2	2	0	0	0	0	0	0	0	0	0	4
09:00	0	0	2	1	1	0	0	0	0	0	0	0	0	4
09:15	0	1	0	1	0	0	0	0	0	0	0	0	0	3
09:30	0	0	2	1	0	0	0	0	0	0	0	0	0	3
09:45	0	0	0	4	1	0	0	0	0	0	0	0	0	5
10:00	0	0	0	4	2	0	0	0	0	0	0	0	0	6
10:15	0	1	2	1	1	0	0	0	0	0	0	0	0	5
10:30	0	0	2	3	1	0	0	0	0	0	0	0	0	6
10:45	0	0	0	0	0	0	0	0	0	0	0	0	0	0
11:00	0	0	0	0	1	0	0	0	0	0	0	0	0	1
11:15	0	1	3	5	1	1	0	0	0	0	0	0	0	11
11:30	0	0	2	3	0	0	0	0	0	0	0	0	0	5
11:45	0	0	1	2	2	0	0	0	0	0	0	0	0	5
12:00 PM	1	2	0	0	2	1	0	0	0	0	0	0	0	6
12:15	0	0	1	1	0	0	0	0	0	0	0	0	0	2
12:30	0	0	2	2	1	0	0	0	0	0	0	0	0	5
12:45	0	0	2	2	1	0	0	0	0	0	0	0	0	5
13:00	2	4	4	0	0	0	0	0	0	0	0	0	0	10
13:15	1	0	1	2	1	0	0	0	0	0	0	0	0	5
13:30	0	0	0	6	1	0	0	0	0	0	0	0	0	7
13:45	0	0	2	1	2	0	0	0	0	0	0	0	0	5
14:00	0	1	2	4	1	0	0	0	0	0	0	0	0	8
14:15	0	0	1	2	2	0	0	0	0	0	0	0	0	5
14:30	0	0	2	1	1	0	0	0	0	0	0	0	0	4
14:45	0	0	4	1	1	0	0	0	0	0	0	0	0	6
15:00	2	0	0	6	1	1	0	0	0	0	0	0	0	10
15:15	0	0	2	2	1	0	0	0	0	0	0	0	0	5
15:30	0	0	2	5	0	0	0	0	0	0	0	0	0	7
15:45	0	1	4	0	2	0	0	0	0	0	0	0	0	7
16:00	1	0	3	3	0	0	0	0	0	0	0	0	0	7
16:15	1	1	3	3	5	1	1	0	0	0	0	0	0	13
16:30	0	0	7	1	0	0	0	0	0	0	0	0	0	8
16:45	0	3	3	4	0	0	0	0	0	0	0	0	0	10
17:00	0	0	1	2	4	0	0	0	0	0	0	0	0	7
17:15	0	0	0	3	2	2	0	0	0	0	0	0	0	7
17:30	0	1	2	3	1	0	0	0	0	0	0	0	0	7
17:45	0	0	0	1	6	3	0	0	0	0	0	0	0	10
18:00	0	2	2	1	1	0	0	0	0	0	0	0	0	6
18:15	0	0	1	2	0	1	0	0	0	0	0	0	0	4
18:30	1	3	2	0	0	0	0	0	0	0	0	0	0	6
18:45	0	0	0	2	1	0	0	0	0	0	0	0	0	3
19:00	0	1	2	3	1	1	0	0	0	0	0	0	0	8
19:15	0	0	1	3	0	0	0	0	0	0	0	0	0	4
19:30	0	1	1	3	2	0	0	0	0	0	0	0	0	7
19:45	0	0	2	3	4	0	0	0	0	0	0	0	0	9
20:00	0	1	0	1	2	0	0	0	0	0	0	0	0	4
20:15	0	0	3	1	1	0	0	0	0	0	0	0	0	5
20:30	2	0	0	6	1	0	0	0	0	0	0	0	0	9
20:45	0	0	3	2	1	0	0	0	0	0	0	0	0	6
21:00	0	1	0	1	1	0	0	0	0	0	0	0	0	3
21:15	0	0	1	5	0	1	0	0	0	0	0	0	0	7
21:30	0	0	2	2	2	0	0	0	0	0	0	0	0	6
21:45	0	0	0	0	1	0	0	0	0	0	0	0	0	1
22:00	0	0	0	1	0	0	0	0	0	0	0	0	0	1
22:15	0	0	0	2	1	0	0	0	0	0	0	0	0	3
22:30	0	0	0	0	0	0	0	0	0	0	0	0	0	0
22:45	0	0	1	0	0	0	0	0	0	0	0	0	0	1
23:00	0	0	0	1	0	0	0	0	0	0	0	0	0	1
23:15	0	0	0	0	0	0	0	0	0	0	0	0	0	0
23:30	0	0	0	1	0	0	0	0	0	0	0	0	0	1
23:45	0	0	0	1	0	0	0	0	0	0	0	0	0	1
Totals	11	28	114	134	62	7								356
% of Totals	3%	8%	32%	38%	17%	2%								100%

Directional Peak Periods	AM 7-9	NOON 12-2	PM 4-6	Off Peak Volumes
All Classes	Volume 31 ← → % 9%	Volume 45 ← → % 13%	Volume 69 ← → % 19%	Volume 211 ← → % 59%

Street Name	Direction	Percentiles					
		15th	50th	Average	85th	95th	ADT
NW 89th Way	North Bound	18	25	24	30	34	351
NW 89th Way	South Bound	21	26	26	31	34	356

Summary

Time	< 15	15 - 19	20 - 24	25 - 29	30 - 34	35 - 39	40 - 44	45 - 49	50 - 54	55 - 59	60 - 64	65 - 69	70 +	Total
00:00 AM	0	0	0	0	0	0	0	0	0	0	0	0	0	0
00:15	0	0	0	0	0	0	0	0	0	0	0	0	0	0
00:30	0	0	0	0	0	0	0	0	0	0	0	0	0	0
00:45	0	0	0	0	0	0	0	0	0	0	0	0	0	0
01:00	0	0	0	0	0	0	0	0	0	0	0	0	0	0
01:15	0	0	0	0	0	0	0	0	0	0	0	0	0	0
01:30	0	0	0	0	0	0	0	0	0	0	0	0	0	0
01:45	0	0	0	0	0	0	0	0	0	0	0	0	0	0
02:00	0	0	0	0	0	0	0	0	0	0	0	0	0	0
02:15	0	0	0	0	0	0	0	0	0	0	0	0	0	0
02:30	0	0	0	0	0	0	0	0	0	0	0	0	0	0
02:45	0	0	0	0	0	0	0	0	0	0	0	0	0	0
03:00	0	0	0	0	0	0	0	0	0	0	0	0	0	0
03:15	0	0	0	0	0	0	0	0	0	0	0	0	0	0
03:30	0	0	0	0	0	0	0	0	0	0	0	0	0	0
03:45	0	0	0	0	0	0	0	0	0	0	0	0	0	0
04:00	0	0	0	0	0	0	0	0	0	0	0	0	0	0
04:15	0	0	0	0	0	0	0	0	0	0	0	0	0	0
04:30	0	0	0	0	0	0	0	0	0	0	0	0	0	0
04:45	0	0	0	0	0	0	0	0	0	0	0	0	0	0
05:00	0	0	0	1	0	0	0	0	0	0	0	0	0	1
05:15	0	0	3	1	1	0	0	0	0	0	0	0	0	5
05:30	0	1	4	1	0	0	0	0	0	0	0	0	0	6
05:45	0	0	4	1	0	0	0	0	0	0	0	0	0	5
06:00	0	0	0	1	0	0	0	0	0	0	0	0	0	1
06:15	0	0	0	1	1	0	0	0	0	0	0	0	0	2
06:30	0	0	0	1	0	0	0	0	0	0	0	0	0	1
06:45	0	0	0	2	0	0	0	0	0	0	0	0	0	2
07:00	0	0	2	6	1	0	0	0	0	0	0	0	0	9
07:15	1	1	5	7	1	0	0	0	0	0	0	0	0	15
07:30	1	3	3	9	0	0	0	0	0	0	0	0	0	16
07:45	0	1	3	5	1	0	0	0	0	0	0	0	0	10
08:00	0	0	4	3	3	0	0	0	0	0	0	0	0	10
08:15	0	1	4	1	1	0	0	0	0	0	0	0	0	7
08:30	0	3	3	1	1	0	0	0	0	0	0	0	0	8
08:45	1	0	3	6	2	0	0	0	0	0	0	0	0	12
09:00	0	2	5	6	1	0	0	0	0	0	0	0	0	14
09:15	0	1	3	6	0	0	0	0	0	0	0	0	0	10
09:30	0	2	5	2	0	2	0	0	0	0	0	0	0	11
09:45	0	0	1	6	3	0	0	0	0	0	0	0	0	10
10:00	0	1	0	5	2	0	0	0	0	0	0	0	0	8
10:15	0	1	4	3	3	0	0	0	0	0	0	0	0	11
10:30	0	0	4	4	2	0	0	0	0	0	0	0	0	10
10:45	0	1	0	3	1	0	0	0	0	0	0	0	0	5
11:00	1	0	1	4	1	0	0	0	0	0	0	0	0	7
11:15	0	1	5	10	2	1	0	0	0	0	0	0	0	19
11:30	0	1	4	6	1	0	0	0	0	0	0	0	0	12
11:45	0	2	3	2	2	0	0	0	0	0	0	0	0	9
12:00 PM	2	3	4	0	1	0	1	0	0	0	0	0	0	14
12:15	0	0	2	2	1	0	0	0	0	0	0	0	0	5
12:30	0	1	4	2	2	0	0	0	0	0	0	0	0	9
12:45	1	0	3	5	1	0	0	0	0	0	0	0	0	10
13:00	3	8	5	0	1	0	0	0	0	0	0	0	0	17
13:15	2	2	2	2	2	0	0	0	0	0	0	0	0	10
13:30	1	0	4	8	2	0	0	0	0	0	0	0	0	15
13:45	0	0	3	3	2	0	0	0	0	0	0	0	0	8
14:00	0	2	6	7	2	0	0	0	0	0	0	0	0	17
14:15	1	0	3	4	3	0	0	0	0	0	0	0	0	11
14:30	0	1	4	2	1	0	0	0	0	0	0	0	0	8
14:45	0	0	8	1	2	1	0	0	0	0	0	0	0	12
15:00	2	1	7	3	1	0	0	0	0	0	0	0	0	14
15:15	0	0	5	3	2	0	0	0	0	0	0	0	0	10
15:30	0	0	5	6	0	0	0	0	0	0	0	0	0	11
15:45	0	2	5	1	2	0	0	0	0	0	0	0	0	10
16:00	1	0	3	6	3	0	0	0	0	0	0	0	0	13
16:15	2	1	7	8	3	0	0	0	0	0	0	0	0	21
16:30	3	2	8	2	0	0	0	0	0	0	0	0	0	15
16:45	2	3	5	10	2	0	0	0	0	0	0	0	0	22
17:00	2	3	4	4	4	0	0	0	0	0	0	0	0	17
17:15	0	0	4	3	3	0	0	0	0	0	0	0	0	10
17:30	0	3	2	7	1	0	0	0	0	0	0	0	0	13
17:45	0	0	3	9	4	0	0	0	0	0	0	0	0	16
18:00	1	4	4	2	2	0	0	0	0	0	0	0	0	13
18:15	0	0	1	3	0	2	0	0	0	0	0	0	0	6
18:30	2	3	4	3	0	0	0	0	0	0	0	0	0	12
18:45	0	1	2	4	1	0	0	0	0	0	0	0	0	8
19:00	1	1	2	4	2	0	0	0	0	0	0	0	0	12
19:15	0	0	2	4	2	0	0	0	0	0	0	0	0	8
19:30	0	1	1	4	2	0	0	0	0	0	0	0	0	8
19:45	0	2	3	5	4	0	0	0	0	0	0	0	0	14
20:00	0	2	1	2	3	0	0	0	0	0	0	0	0	8
20:15	1	0	5	1	1	0	0	0	0	0	0	0	0	8
20:30	2	0	6	3	0	0	0	0	0	0	0	0	0	11
20:45	0	0	3	3	1	0	0	0	0	0	0	0	0	7
21:00	1	1	0	1	1	0	0	0	0	0	0	0	0	4
21:15	0	1	1	6	0	1	0	0	0	0	0	0	0	9
21:30	0	0	2	2	4	0	0	0	0	0	0	0	0	8
21:45	0	0	6	1	6	0	0	0	0	0	0	0	0	19
22:00	0	0	0	2	0	0	0	0	0	0	0	0	0	2
22:15	0	0	2	2	1	0	0	0	0	0	0	0	0	5
22:30	0	0	0	0	0	0	0	0	0	0	0	0	0	0
22:45	0	0	2	3	0	0	0	0	0	0	0	0	0	5
23:00	0	0	0	1	0	0	0	0	0	0	0	0	0	1
23:15	0	0	2	0	1	0	0	0	0	0	0	0	0	3
23:30	0	1	0	1	0	0	0	0	0	0	0	0	0	2
23:45	0	0	0	1	1	0	0	0	0	0	0	0	0	2
<b>Totals</b>	<b>34</b>	<b>71</b>	<b>219</b>	<b>261</b>	<b>109</b>	<b>13</b>								<b>707</b>
<b>% of Totals</b>	<b>5%</b>	<b>10%</b>	<b>31%</b>	<b>37%</b>	<b>15%</b>	<b>2%</b>								<b>100%</b>

Directional Peak Periods	AM 7-9		NOON 12-2		PM 4-6		Off Peak Volumes	
All Classes	Volume	%	Volume	%	Volume	%	Volume	%
	87	12%	88	12%	129	18%	403	57%

Street Name	Direction	Percentiles					
		15th	50th	Average	85th	95th	ADT
NW 89th Way	Summary	20	26	25	31	34	707

# SPEED

NW 89th Way N/O NW 39th St

Day: Thursday  
Date: 5/18/2023

City: Hollywood  
Project #: FL23\_140259\_034n

## North Bound

Time	< 15	15 - 19	20 - 24	25 - 29	30 - 34	35 - 39	40 - 44	45 - 49	50 - 54	55 - 59	60 - 64	65 - 69	70 +	Total
00:00 AM	0	0	0	0	0	0	0	0	0	0	0	0	0	0
01:00	0	0	0	0	0	0	0	0	0	0	0	0	0	0
02:00	0	0	0	0	0	0	0	0	0	0	0	0	0	0
03:00	0	0	0	0	0	0	0	0	0	0	0	0	0	0
04:00	0	0	0	0	0	0	0	0	0	0	0	0	0	0
05:00	0	1	8	3	0	0	0	0	0	0	0	0	0	12
06:00	0	0	0	3	0	0	0	0	0	0	0	0	0	3
07:00	2	3	8	20	3	0	0	0	0	0	0	0	0	36
08:00	1	3	5	5	6	0	0	0	0	0	0	0	0	20
09:00	0	4	9	13	5	2	0	0	0	0	0	0	0	33
10:00	0	2	4	7	4	0	0	0	0	0	0	0	0	17
11:00	1	3	7	12	2	0	0	0	0	0	0	0	0	25
12:00 PM	2	2	8	4	4	0	0	0	0	0	0	0	0	20
13:00	3	6	7	4	3	0	0	0	0	0	0	0	0	23
14:00	1	2	12	6	3	1	0	0	0	0	0	0	0	25
15:00	0	2	8	5	1	0	0	0	0	0	0	0	0	16
16:00	6	2	7	14	5	1	0	0	0	0	0	0	0	35
17:00	2	5	6	10	2	0	0	0	0	0	0	0	0	25
18:00	2	3	6	7	1	1	0	0	0	0	0	0	0	20
19:00	1	2	2	5	3	1	0	0	0	0	0	0	0	14
20:00	1	1	3	4	1	0	0	0	0	0	0	0	0	10
21:00	1	1	0	1	2	0	0	0	0	0	0	0	0	5
22:00	0	0	3	4	0	0	0	0	0	0	0	0	0	7
23:00	0	1	2	0	2	0	0	0	0	0	0	0	0	5
<b>Totals</b>	<b>23</b>	<b>43</b>	<b>105</b>	<b>127</b>	<b>47</b>	<b>6</b>								<b>351</b>
<b>% of Totals</b>	<b>7%</b>	<b>12%</b>	<b>30%</b>	<b>36%</b>	<b>13%</b>	<b>2%</b>								<b>100%</b>

<b>AM Volumes</b>	4	16	41	63	20	2	0	0	0	0	0	0	0	146
<b>% AM</b>	1%	5%	12%	18%	6%	1%								42%
<b>AM Peak Hour</b>	07:00	09:00	09:00	07:00	08:00	09:00								07:00
<b>Volume</b>	2	4	9	20	6	2								36
<b>PM Volumes</b>	19	27	64	64	27	4	0	0	0	0	0	0	0	205
<b>% PM</b>	5%	8%	18%	18%	8%	1%								58%
<b>PM Peak Hour</b>	16:00	13:00	14:00	16:00	16:00	14:00								16:00
<b>Volume</b>	6	6	12	14	5	1								35

Directional Peak Periods All Speeds	AM 7-9		NOON 12-2		PM 4-6		Off Peak Volumes	
	Volume	%	Volume	%	Volume	%	Volume	%
	56	↔ 16%	43	↔ 12%	60	↔ 17%	192	↔ 55%

Street Name	Direction	Percentiles					ADT
		15th	50th	Average	85th	95th	
NW 89th Way	North Bound	18	25	24	30	34	351
NW 89th Way	South Bound	21	26	26	31	34	356



# SPEED

NW 89th Way N/O NW 39th St

Day: Thursday  
Date: 5/18/2023

City: Hollywood  
Project #: FL23\_140259\_034s

## South Bound

Time	< 15	15 - 19	20 - 24	25 - 29	30 - 34	35 - 39	40 - 44	45 - 49	50 - 54	55 - 59	60 - 64	65 - 69	70 +	Total
00:00 AM	0	0	0	0	0	0	0	0	0	0	0	0	0	0
01:00	0	0	0	0	0	0	0	0	0	0	0	0	0	0
02:00	0	0	0	0	0	0	0	0	0	0	0	0	0	0
03:00	0	0	0	0	0	0	0	0	0	0	0	0	0	0
04:00	0	0	0	0	0	0	0	0	0	0	0	0	0	0
05:00	0	0	1	1	0	0	0	0	0	0	0	0	0	2
06:00	0	0	0	2	1	0	0	0	0	0	0	0	0	3
07:00	0	2	5	7	0	0	0	0	0	0	0	0	0	14
08:00	0	1	9	6	1	0	0	0	0	0	0	0	0	17
09:00	0	1	4	7	3	0	0	0	0	0	0	0	0	15
10:00	0	1	4	8	4	0	0	0	0	0	0	0	0	17
11:00	0	1	6	10	4	1	0	0	0	0	0	0	0	22
12:00 PM	1	2	5	5	4	1	0	0	0	0	0	0	0	18
13:00	3	4	7	9	4	0	0	0	0	0	0	0	0	27
14:00	0	1	9	8	5	0	0	0	0	0	0	0	0	23
15:00	2	1	14	8	4	0	0	0	0	0	0	0	0	29
16:00	2	4	16	13	1	2	0	0	0	0	0	0	0	38
17:00	0	1	7	13	10	0	0	0	0	0	0	0	0	31
18:00	1	5	5	5	2	1	0	0	0	0	0	0	0	19
19:00	0	2	6	12	7	1	0	0	0	0	0	0	0	28
20:00	2	1	12	5	4	0	0	0	0	0	0	0	0	24
21:00	0	1	3	9	7	1	0	0	0	0	0	0	0	21
22:00	0	0	1	3	1	0	0	0	0	0	0	0	0	5
23:00	0	0	0	3	0	0	0	0	0	0	0	0	0	3
<b>Totals</b>	<b>11</b>	<b>28</b>	<b>114</b>	<b>134</b>	<b>62</b>	<b>7</b>								<b>356</b>
<b>% of Totals</b>	<b>3%</b>	<b>8%</b>	<b>32%</b>	<b>38%</b>	<b>17%</b>	<b>2%</b>								<b>100%</b>

AM Volumes	0	6	29	41	13	1	0	0	0	0	0	0	0	90
% AM		2%	8%	12%	4%	0%								25%
AM Peak Hour		07:00	08:00	11:00	10:00	11:00								11:00
Volume		2	9	10	4	1								22
PM Volumes	11	22	85	93	49	6	0	0	0	0	0	0	0	266
% PM	3%	6%	24%	26%	14%	2%								75%
PM Peak Hour	13:00	18:00	16:00	16:00	17:00	16:00								16:00
Volume	3	5	16	13	10	2								38

Directional Peak Periods All Speeds	AM 7-9		NOON 12-2		PM 4-6		Off Peak Volumes	
	Volume	%	Volume	%	Volume	%	Volume	%
	31	↔ 9%	45	↔ 13%	69	↔ 19%	211	↔ 59%

Street Name	Direction	Percentiles					ADT
		15th	50th	Average	85th	95th	
NW 89th Way	North Bound	18	25	24	30	34	351
NW 89th Way	South Bound	21	26	26	31	34	356

# SPEED

NW 89th Way N/O NW 39th St

Day: Thursday  
Date: 5/18/2023

City: Hollywood  
Project #: FL23\_140259\_034

## Summary

Time	< 15	15 - 19	20 - 24	25 - 29	30 - 34	35 - 39	40 - 44	45 - 49	50 - 54	55 - 59	60 - 64	65 - 69	70 +	Total
00:00 AM	0	0	0	0	0	0	0	0	0	0	0	0	0	0
01:00	0	0	0	0	0	0	0	0	0	0	0	0	0	0
02:00	0	0	0	0	0	0	0	0	0	0	0	0	0	0
03:00	0	0	0	0	0	0	0	0	0	0	0	0	0	0
04:00	0	0	0	0	0	0	0	0	0	0	0	0	0	0
05:00	0	1	9	4	0	0	0	0	0	0	0	0	0	14
06:00	0	0	0	5	1	0	0	0	0	0	0	0	0	6
07:00	2	5	13	27	3	0	0	0	0	0	0	0	0	50
08:00	1	4	14	11	7	0	0	0	0	0	0	0	0	37
09:00	0	5	13	20	8	2	0	0	0	0	0	0	0	48
10:00	0	3	8	15	8	0	0	0	0	0	0	0	0	34
11:00	1	4	13	22	6	1	0	0	0	0	0	0	0	47
12:00 PM	3	4	13	9	8	1	0	0	0	0	0	0	0	38
13:00	6	10	14	13	7	0	0	0	0	0	0	0	0	50
14:00	1	3	21	14	8	1	0	0	0	0	0	0	0	48
15:00	2	3	22	13	5	0	0	0	0	0	0	0	0	45
16:00	8	6	23	27	6	3	0	0	0	0	0	0	0	73
17:00	2	6	13	23	12	0	0	0	0	0	0	0	0	56
18:00	3	8	11	12	3	2	0	0	0	0	0	0	0	39
19:00	1	4	8	17	10	2	0	0	0	0	0	0	0	42
20:00	3	2	15	9	5	0	0	0	0	0	0	0	0	34
21:00	1	2	3	10	9	1	0	0	0	0	0	0	0	26
22:00	0	0	4	7	1	0	0	0	0	0	0	0	0	12
23:00	0	1	2	3	2	0	0	0	0	0	0	0	0	8
<b>Totals</b>	<b>34</b>	<b>71</b>	<b>219</b>	<b>261</b>	<b>109</b>	<b>13</b>								<b>707</b>
<b>% of Totals</b>	<b>5%</b>	<b>10%</b>	<b>31%</b>	<b>37%</b>	<b>15%</b>	<b>2%</b>								<b>100%</b>

<b>AM Volumes</b>	4	22	70	104	33	3	0	0	0	0	0	0	0	236
<b>% AM</b>	1%	3%	10%	15%	5%	0%								33%
<b>AM Peak Hour</b>	07:00	07:00	08:00	07:00	09:00	09:00								07:00
<b>Volume</b>	2	5	14	27	8	2								50
<b>PM Volumes</b>	30	49	149	157	76	10	0	0	0	0	0	0	0	471
<b>% PM</b>	4%	7%	21%	22%	11%	1%								67%
<b>PM Peak Hour</b>	16:00	13:00	16:00	16:00	17:00	16:00								16:00
<b>Volume</b>	8	10	23	27	12	3								73

Directional Peak Periods All Speeds	AM 7-9		NOON 12-2		PM 4-6		Off Peak Volumes	
	Volume	%	Volume	%	Volume	%	Volume	%
	87	↔ 12%	88	↔ 12%	129	↔ 18%	403	↔ 57%

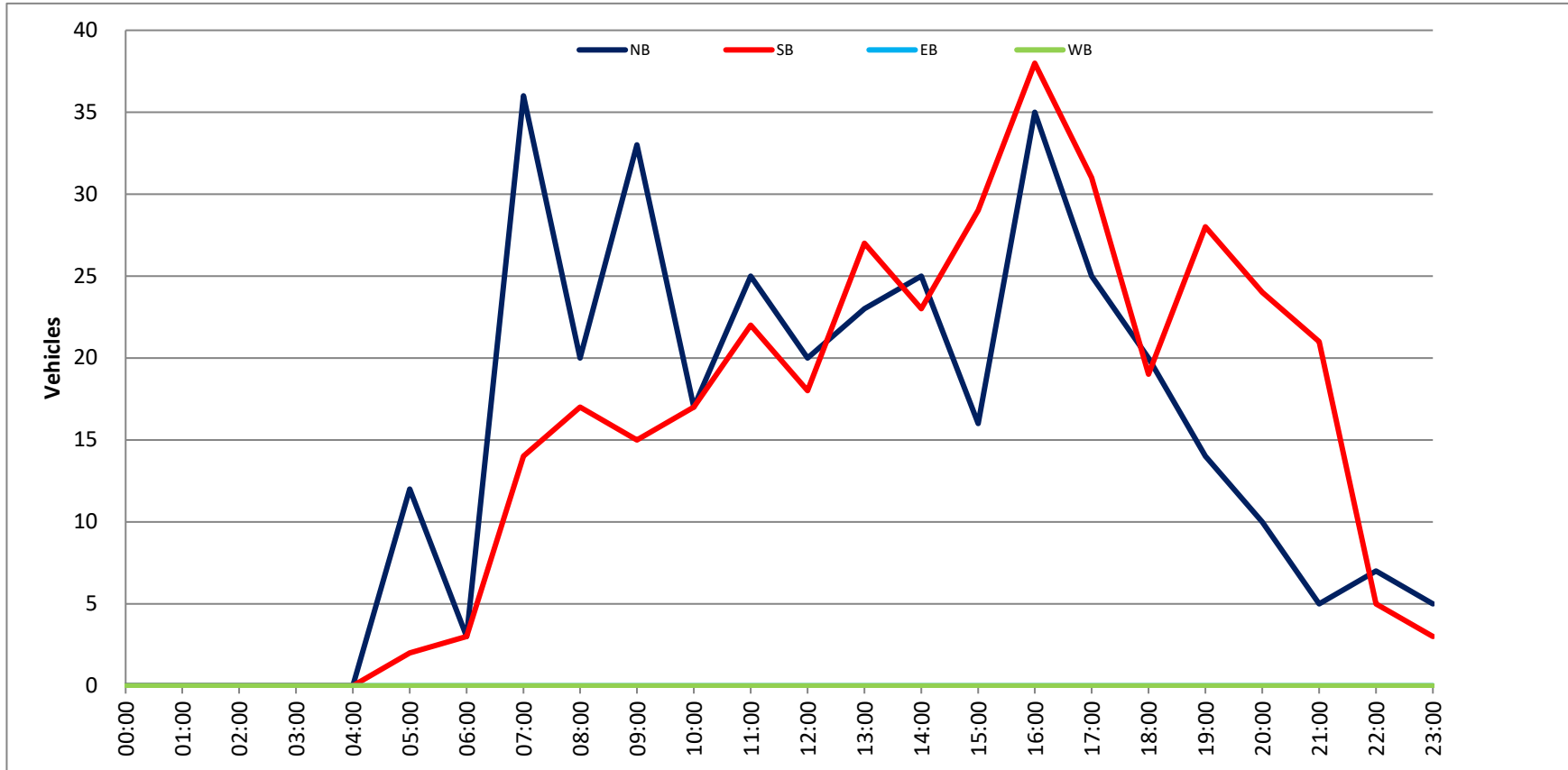
Street Name	Direction	Percentiles					ADT
		15th	50th	Average	85th	95th	
NW 89th Way	Summary	20	26	25	31	34	707

Day: Thursday  
 Date: 5/18/2023

City: Hollywood  
 Project #: FL23\_140259\_034

DAILY TOTALS												Total	
				NB		SB		EB		WB			
				351		356		0		0		707	
AM Period	NB	SB	EB	WB	TOTAL	PM Period	NB	SB	EB	WB	TOTAL		
00:00	0	0	0	0		12:00	8	6	0	0	14		
00:15	0	0	0	0		12:15	3	2	0	0	5		
00:30	0	0	0	0		12:30	4	5	0	0	9		
00:45	0	0	0	0		12:45	5	20	5	18	10	38	
01:00	0	0	0	0		13:00	7	10	0	0	17		
01:15	0	0	0	0		13:15	5	5	0	0	10		
01:30	0	0	0	0		13:30	8	7	0	0	15		
01:45	0	0	0	0		13:45	3	23	5	27	8	50	
02:00	0	0	0	0		14:00	9	8	0	0	17		
02:15	0	0	0	0		14:15	6	5	0	0	11		
02:30	0	0	0	0		14:30	4	4	0	0	8		
02:45	0	0	0	0		14:45	6	25	6	23	12	48	
03:00	0	0	0	0		15:00	4	10	0	0	14		
03:15	0	0	0	0		15:15	5	5	0	0	10		
03:30	0	0	0	0		15:30	4	7	0	0	11		
03:45	0	0	0	0		15:45	3	16	7	29	10	45	
04:00	0	0	0	0		16:00	6	7	0	0	13		
04:15	0	0	0	0		16:15	10	13	0	0	23		
04:30	0	0	0	0		16:30	7	8	0	0	15		
04:45	0	0	0	0		16:45	12	35	10	38	22	73	
05:00	1	0	0	0	1	17:00	10	7	7	0	17		
05:15	2	0	0	0	2	17:15	3	7	0	0	10		
05:30	5	1	0	0	6	17:30	6	7	0	0	13		
05:45	4	12	1	2	14	17:45	6	25	10	31	0	56	
06:00	1	0	0	0	1	18:00	7	6	0	0	13		
06:15	0	2	0	0	2	18:15	2	4	0	0	6		
06:30	1	0	0	0	1	18:30	6	6	0	0	12		
06:45	1	3	1	3	6	18:45	5	20	3	19	0	39	
07:00	7	2	0	0	9	19:00	4	8	0	0	12		
07:15	12	3	0	0	15	19:15	4	4	0	0	8		
07:30	12	4	0	0	16	19:30	1	7	0	0	8		
07:45	5	36	5	14	50	19:45	5	14	9	28	0	42	
08:00	4	6	0	0	10	20:00	4	4	0	0	8		
08:15	4	3	0	0	7	20:15	3	5	0	0	8		
08:30	4	4	0	0	8	20:30	2	9	0	0	11		
08:45	8	20	4	17	37	20:45	1	10	6	24	0	34	
09:00	10	4	0	0	14	21:00	1	3	0	0	4		
09:15	10	3	0	0	13	21:15	2	7	0	0	9		
09:30	8	3	0	0	11	21:30	2	6	0	0	8		
09:45	5	33	5	15	48	21:45	0	5	5	21	0	26	
10:00	2	2	0	0	8	22:00	1	1	0	0	2		
10:15	6	5	0	0	11	22:15	2	3	0	0	5		
10:30	4	6	0	0	10	22:30	0	0	0	0	0		
10:45	5	17	0	0	10	22:45	4	7	1	5	0	12	
11:00	6	1	0	0	7	23:00	0	1	0	0	1		
11:15	8	11	0	0	19	23:15	3	0	0	0	3		
11:30	7	5	0	0	12	23:30	1	1	0	0	2		
11:45	4	25	5	22	47	23:45	1	5	1	3	0	8	
TOTALS	146	90			236	TOTALS	205	266			471		
SPLIT %	61.9%	38.1%			33.4%	SPLIT %	43.5%	56.5%			66.6%		
<b>DAILY TOTALS</b>												<b>Total</b>	
				NB		SB		EB		WB		707	
				351		356		0		0		707	

AM Peak Hour	07:00	11:15	11:15	PM Peak Hour	16:15	16:00	16:15
AM Pk Volume	36	27	54	PM Pk Volume	39	38	77
Pk Hr Factor	0.750	0.614	0.711	Pk Hr Factor	0.813	0.731	0.837
7 - 9 Volume	56	31	87	4 - 6 Volume	60	69	129
7 - 9 Peak Hour	07:00	07:15	07:15	4 - 6 Peak Hour	16:15	16:00	16:15
7 - 9 Pk Volume	36	18	51	4 - 6 Pk Volume	39	38	77
Pk Hr Factor	0.750	0.750	0.797	Pk Hr Factor	0.813	0.731	0.837



East Bound														
Time	< 15	15 - 19	20 - 24	25 - 29	30 - 34	35 - 39	40 - 44	45 - 49	50 - 54	55 - 59	60 - 64	65 - 69	70 +	Total
00:00 AM	0	0	0	0	0	1	0	0	0	0	0	0	0	1
00:15	0	0	0	0	0	0	0	0	0	0	0	0	0	0
00:30	0	0	0	0	0	0	0	0	0	0	0	0	0	0
00:45	0	0	0	0	0	0	0	0	0	0	0	0	0	0
01:00	0	0	0	0	0	0	0	0	0	0	0	0	0	0
01:15	0	0	0	0	0	0	0	0	0	0	0	0	0	0
01:30	0	0	0	0	0	0	0	0	0	0	0	0	0	0
01:45	0	0	0	0	0	0	0	0	0	0	0	0	0	0
02:00	0	0	0	0	0	0	0	0	0	0	0	0	0	0
02:15	0	0	1	0	0	0	0	0	0	0	0	0	0	1
02:30	0	0	0	0	0	0	0	0	0	0	0	0	0	0
02:45	0	0	0	0	0	0	0	0	0	0	0	0	0	0
03:00	0	0	0	0	0	0	0	0	0	0	0	0	0	0
03:15	0	0	0	0	0	1	0	0	0	0	0	0	0	1
03:30	0	0	0	0	0	0	0	0	0	0	0	0	0	0
03:45	0	0	0	0	1	0	0	0	0	0	0	0	0	1
04:00	0	0	0	0	0	0	0	0	0	0	0	0	0	0
04:15	0	0	0	0	0	0	0	0	0	0	0	0	0	0
04:30	0	0	1	0	0	0	0	0	0	0	0	0	0	1
04:45	0	0	0	0	1	0	0	0	0	0	0	0	0	1
05:00	0	0	0	0	0	0	0	0	0	0	0	0	0	0
05:15	0	0	0	0	0	0	0	0	0	0	0	0	0	0
05:30	0	0	0	1	0	0	0	0	0	0	0	0	0	1
05:45	0	0	0	1	1	0	0	0	0	0	0	0	0	2
06:00	0	0	0	0	0	0	0	0	0	0	0	0	0	0
06:15	0	0	1	1	4	1	0	0	0	0	0	0	0	7
06:30	0	0	0	0	1	1	0	0	0	0	0	0	0	3
06:45	0	1	0	6	3	1	0	0	0	0	0	0	0	11
07:00	0	1	1	5	0	0	0	0	0	0	0	0	0	7
07:15	8	72	15	1	0	0	0	0	0	0	0	0	0	96
07:30	60	47	11	1	0	0	0	0	0	0	0	0	0	119
07:45	65	56	8	2	0	0	0	0	0	0	0	0	0	131
08:00	10	44	18	15	4	0	0	0	0	0	0	0	0	91
08:15	0	0	5	4	0	0	0	0	0	0	0	0	0	14
08:30	1	0	0	7	7	1	1	0	0	0	0	0	0	17
08:45	0	0	0	7	4	4	0	0	0	0	0	0	0	15
09:00	1	0	3	5	5	2	0	0	0	0	0	0	0	16
09:15	0	0	0	3	5	1	0	0	0	0	0	0	0	9
09:30	0	0	0	5	7	3	0	0	0	0	0	0	0	10
09:45	0	0	1	2	3	1	0	0	0	0	0	0	0	7
10:00	0	0	1	4	4	1	0	1	0	0	0	0	0	11
10:15	0	0	1	5	3	1	0	0	0	0	0	0	0	10
10:30	0	0	2	6	2	1	0	0	0	0	0	0	0	11
10:45	0	0	1	4	3	3	0	0	0	0	0	0	0	11
11:00	0	0	2	4	3	1	0	0	0	0	0	0	0	10
11:15	0	0	0	4	2	2	0	0	0	0	0	0	0	8
11:30	0	0	1	4	7	0	1	0	0	0	0	0	0	13
11:45	0	0	1	4	4	1	0	0	0	0	0	0	0	10
12:00 PM	0	0	1	2	2	1	0	0	0	0	0	0	0	6
12:15	0	0	2	4	3	1	0	0	0	0	0	0	0	10
12:30	0	0	3	5	7	1	0	0	0	0	0	0	0	16
12:45	0	0	1	7	1	1	0	0	0	0	0	0	0	10
13:00	0	1	5	4	3	1	0	0	0	0	0	0	0	14
13:15	0	0	4	3	5	1	0	0	0	0	0	0	0	13
13:30	0	1	2	8	2	1	0	0	0	0	0	0	0	15
13:45	14	66	22	5	1	0	0	0	0	0	0	0	0	108
14:00	75	37	1	0	0	0	0	0	0	0	0	0	0	113
14:15	6	18	13	8	6	0	0	0	0	0	0	0	0	51
14:30	0	2	1	10	18	2	0	0	0	0	0	0	0	33
14:45	0	0	6	13	13	1	0	0	0	0	0	0	0	33
15:00	0	0	4	26	13	3	0	0	0	0	0	0	0	46
15:15	0	1	1	10	8	4	0	0	0	0	0	0	0	24
15:30	0	0	1	6	10	0	0	0	0	0	0	0	0	17
15:45	0	0	3	10	4	2	0	0	0	0	0	0	0	19
16:00	0	1	3	10	6	2	0	0	0	0	0	0	0	22
16:15	0	0	3	6	13	4	0	0	0	0	0	0	0	26
16:30	0	0	4	7	6	1	0	0	0	0	0	0	0	18
16:45	0	0	0	14	13	1	0	0	0	0	0	0	0	28
17:00	0	0	2	12	8	3	2	0	0	0	0	0	0	27
17:15	0	0	1	10	11	3	0	0	0	0	0	0	0	25
17:30	0	0	3	9	11	0	0	0	0	0	0	0	0	23
17:45	0	0	6	16	8	1	0	0	0	0	0	0	0	31
18:00	0	0	3	1	6	3	0	1	0	0	0	0	0	14
18:15	0	1	1	1	7	4	0	0	0	0	0	0	0	14
18:30	0	0	1	2	6	1	0	0	0	0	0	0	0	10
18:45	0	0	0	7	6	1	1	0	0	0	0	0	0	15
19:00	0	1	3	4	4	1	0	0	0	0	0	0	0	13
19:15	0	0	1	2	3	2	0	0	0	0	0	0	0	8
19:30	0	0	3	1	2	1	0	0	0	0	0	0	0	7
19:45	0	0	0	3	2	1	0	0	0	0	0	0	0	6
20:00	1	0	1	2	3	0	0	0	0	0	0	0	0	7
20:15	0	0	0	5	2	1	1	0	0	0	0	0	0	9
20:30	0	0	0	0	2	2	0	0	0	0	0	0	0	7
20:45	0	0	1	0	0	0	0	0	0	0	0	0	0	1
21:00	0	0	2	0	2	1	0	0	0	0	0	0	0	5
21:15	0	0	3	2	0	1	0	0	0	0	0	0	0	6
21:30	0	0	0	3	3	0	0	0	0	0	0	0	0	6
21:45	0	0	0	0	0	1	0	0	0	0	0	0	0	1
22:00	0	0	0	0	1	1	0	0	0	0	0	0	0	2
22:15	0	0	1	2	0	0	0	0	0	0	0	0	0	3
22:30	0	0	0	2	2	1	0	0	0	0	0	0	0	5
22:45	0	0	1	0	0	0	0	0	0	0	0	0	0	1
23:00	0	0	0	0	1	0	0	0	0	0	0	0	0	1
23:15	0	0	0	0	1	0	0	0	0	0	0	0	0	1
23:30	0	0	0	0	0	0	0	0	0	0	0	0	0	0
23:45	0	0	0	0	0	0	0	0	0	0	0	0	0	0
<b>Totals</b>	<b>241</b>	<b>350</b>	<b>187</b>	<b>348</b>	<b>301</b>	<b>83</b>	<b>5</b>	<b>3</b>						<b>1518</b>
<b>% of Totals</b>	<b>16%</b>	<b>23%</b>	<b>12%</b>	<b>23%</b>	<b>20%</b>	<b>5%</b>	<b>0%</b>	<b>0%</b>						<b>100%</b>
<b>AM Volumes</b>	145	223	74	104	74	27	1	2	0	0	0	0	0	648
<b>% AM</b>	10%	15%	5%	7%	5%	2%	0%	0%						43%
<b>AM Peak Hour</b>	07:15	07:15	07:15	08:00	08:30	08:45	07:45	09:15						07:15
<b>Volume</b>	143	219	52	74	21	30	1	1						437
<b>PM Volumes</b>	96	129	113	244	227	56	4	1	0	0	0	0	0	870
<b>% PM</b>	6%	8%	7%	16%	15%	4%	0%	0%						57%
<b>PM Peak Hour</b>	13:30	13:45	13:30	14:30	14:30	16:15	17:15							13:45
<b>Volume</b>	95	123	381	59	52	30	2	1						302
<b>Directional Peak Periods</b>	<b>AM 7-9</b>			<b>NOON 12-2</b>			<b>PM 4-6</b>			<b>Off Peak Volumes</b>				
<b>All Classes</b>	Volume	%	Volume	%	Volume	%	Volume	%	Volume	%	Volume	%	Volume	%
	490	32%	192	13%	200	13%	636	42%						

Street Name	Direction	Percentiles					
		15th	50th	Average	85th	95th	ADT
SE Lake Blvd	East Bound	14	24	23	33	36	1518
SE Lake Blvd	West Bound	15	25	23	31	34	1196

West Bound

Time	< 15	15 - 19	20 - 24	25 - 29	30 - 34	35 - 39	40 - 44	45 - 49	50 - 54	55 - 59	60 - 64	65 - 69	70 +	Total
00:00 AM	0	0	0	0	1	0	0	0	0	0	0	0	0	1
00:15	0	0	0	0	0	0	0	0	0	0	0	0	0	0
00:30	0	0	0	0	0	0	0	0	0	0	0	0	0	0
00:45	0	0	0	0	0	0	0	0	0	0	0	0	0	0
01:00	0	0	0	0	1	0	0	0	0	0	0	0	0	1
01:15	0	0	0	0	0	0	0	0	0	0	0	0	0	0
01:30	0	0	0	0	0	0	0	0	0	0	0	0	0	0
01:45	0	0	0	0	0	0	0	0	0	0	0	0	0	0
02:00	0	0	0	0	0	0	0	0	0	0	0	0	0	0
02:15	0	0	0	0	0	0	0	0	0	0	0	0	0	0
02:30	0	0	0	0	0	0	0	0	0	0	0	0	0	0
02:45	0	0	0	0	0	0	0	0	0	0	0	0	0	0
03:00	0	0	0	0	0	0	0	0	0	0	0	0	0	0
03:15	0	0	0	0	0	0	0	0	0	0	0	0	0	0
03:30	0	0	0	0	0	0	0	0	0	0	0	0	0	0
03:45	0	0	0	0	0	0	0	0	0	0	0	0	0	0
04:00	0	0	0	0	0	0	0	0	0	0	0	0	0	0
04:15	0	0	1	0	0	0	0	0	0	0	0	0	0	1
04:30	0	0	0	0	0	0	0	0	0	0	0	0	0	0
04:45	0	0	0	1	0	0	0	0	0	0	0	0	0	1
05:00	0	0	0	0	0	0	0	0	0	0	0	0	0	0
05:15	0	0	0	0	0	0	0	0	0	0	0	0	0	0
05:30	0	0	1	0	0	0	0	0	0	0	0	0	0	1
05:45	0	0	0	1	0	0	0	0	0	0	0	0	0	1
06:00	0	0	2	1	0	0	0	0	0	0	0	0	0	3
06:15	0	1	2	2	0	0	0	0	0	0	0	0	0	5
06:30	0	0	1	2	0	0	0	0	0	0	0	0	0	4
06:45	0	1	6	9	3	1	0	0	0	0	0	0	0	20
07:00	17	16	1	0	0	0	0	0	0	0	0	0	0	34
07:15	18	57	10	2	1	0	0	0	0	0	0	0	0	88
07:30	44	34	9	1	0	0	0	0	0	0	0	0	0	87
07:45	10	31	7	1	0	0	0	0	0	0	0	0	0	49
08:00	2	3	7	2	0	0	0	0	0	0	0	0	0	14
08:15	0	2	3	3	1	0	0	0	0	0	0	0	0	9
08:30	0	0	1	5	3	0	0	0	0	0	0	0	0	9
08:45	1	2	5	3	1	0	0	0	0	0	0	0	0	12
09:00	0	1	6	7	3	0	0	0	0	0	0	0	0	17
09:15	0	1	5	5	1	1	0	0	0	0	0	0	0	17
09:30	0	2	3	3	0	0	0	0	0	0	0	0	0	10
09:45	1	0	2	7	2	0	0	0	0	0	0	0	0	12
10:00	0	0	2	5	6	0	0	0	0	0	0	0	0	13
10:15	0	0	1	6	2	0	0	0	0	0	0	0	0	9
10:30	0	0	1	3	5	1	0	0	0	0	0	0	0	10
10:45	0	0	0	0	3	0	0	0	0	0	0	0	0	3
11:00	0	1	5	3	0	0	0	0	0	0	0	0	0	9
11:15	0	0	2	4	1	0	0	0	0	0	0	0	0	7
11:30	0	1	2	6	3	1	0	0	0	0	0	0	0	13
11:45	0	0	4	2	1	0	0	0	0	0	0	0	0	7
12:00 PM	0	0	5	4	1	0	0	0	0	0	0	0	0	10
12:15	0	0	4	9	4	1	0	0	0	0	0	0	0	18
12:30	0	2	2	4	4	0	0	0	0	0	0	0	0	12
12:45	0	0	5	7	2	0	0	0	0	0	0	0	0	14
13:00	0	0	3	9	4	1	0	0	0	0	0	0	0	17
13:15	0	5	6	9	1	0	0	0	0	0	0	0	0	21
13:30	2	12	18	6	1	0	0	0	0	0	0	0	0	39
13:45	45	11	2	0	0	0	0	0	0	0	0	0	0	58
14:00	23	5	4	3	0	0	0	0	0	0	0	0	0	35
14:15	6	5	7	4	0	0	0	0	0	0	0	0	0	22
14:30	0	2	4	8	4	0	0	0	0	0	0	0	0	18
14:45	0	1	2	9	4	0	0	0	0	0	0	0	0	16
15:00	0	0	3	10	4	2	0	0	0	0	0	0	0	19
15:15	1	0	0	7	4	1	0	0	0	0	0	0	0	13
15:30	0	0	5	9	4	0	0	0	0	0	0	0	0	18
15:45	0	0	3	14	2	0	0	0	0	0	0	0	0	19
16:00	0	0	4	14	7	0	0	0	0	0	0	0	0	25
16:15	0	0	4	6	7	3	0	0	0	0	0	0	0	20
16:30	0	4	3	9	4	0	0	0	0	0	0	0	0	20
16:45	0	1	6	11	7	0	0	0	0	0	0	0	0	25
17:00	0	1	9	5	6	1	0	0	0	0	0	0	0	22
17:15	0	1	4	11	7	1	0	0	0	0	0	0	0	24
17:30	0	1	3	14	5	0	0	0	0	0	0	0	0	23
17:45	0	0	4	4	7	2	0	0	0	0	0	0	0	17
18:00	0	1	3	1	6	1	0	0	0	0	0	0	0	12
18:15	0	0	5	5	4	3	0	0	0	0	0	0	0	17
18:30	0	1	2	9	3	1	0	0	0	0	0	0	0	16
18:45	0	0	6	6	2	1	0	0	0	0	0	0	0	15
19:00	0	0	2	8	3	2	0	0	0	0	0	0	0	15
19:15	0	1	1	5	4	1	0	0	0	0	0	0	0	12
19:30	0	1	2	5	5	2	1	0	0	0	0	0	0	16
19:45	0	0	0	4	1	1	0	0	0	0	0	0	0	6
20:00	1	0	3	9	3	1	0	0	0	0	0	0	0	17
20:15	0	0	0	0	3	2	0	0	0	0	0	0	0	5
20:30	0	0	3	11	4	1	1	0	0	0	0	0	0	11
20:45	0	2	0	4	3	0	0	0	0	0	0	0	0	9
21:00	0	0	3	2	6	1	0	0	0	0	0	0	0	12
21:15	0	0	1	4	7	0	0	0	0	0	0	0	0	12
21:30	0	0	1	1	3	0	0	0	0	0	0	0	0	5
21:45	0	0	3	1	1	0	0	0	0	0	0	0	0	4
22:00	0	0	0	0	2	0	0	0	0	0	0	0	0	2
22:15	0	0	0	2	2	0	0	0	0	0	0	0	0	4
22:30	0	0	3	3	0	0	0	0	0	0	0	0	0	6
22:45	0	0	0	1	0	0	0	0	0	0	0	0	0	1
23:00	0	0	0	4	0	0	0	0	0	0	0	0	0	4
23:15	0	0	0	1	0	0	0	0	0	0	0	0	0	1
23:30	0	0	0	1	0	0	0	0	0	0	0	0	0	1
23:45	0	0	0	0	1	0	0	0	0	0	0	0	0	1
Totals	174	210	232	353	195	34	1							1196
% of Totals	14%	18%	19%	30%	16%	3%	0%							100%

AM Volumes	93	153	88	83	49	4	0	0	0	0	0	0	0	467
% AM	8%	13%	7%	7%	4%	0%								39%
AM Peak Hour	07:00	07:00	07:15	09:00	09:15	11:30								07:00
Volume	89	138	91	22	15	2								29
PM Volumes	78	57	144	270	149	30	1	0	0	0	0	0	0	729
% PM	7%	5%	12%	23%	12%	3%	0%							61%
PM Peak Hour	13:30	13:30	12:45	15:45	16:00	17:45	18:45							13:30
Volume	76	31	32	44	25	7	1							154
<b>Directional Peak Periods</b>		<b>AM 7-9</b>			<b>NOON 12-2</b>			<b>PM 4-6</b>			<b>Off Peak Volumes</b>			
<b>All Classes</b>	Volume	%	Volume	%	Volume	%	Volume	%	Volume	%	Volume	%	Volume	%
	302	25%	189	16%	176	15%	529	44%						

Street Name	Direction	15th	50th	Average	85th	95th	ADT
SE Lake Blvd	East Bound	14	24	23	33	36	1518
SE Lake Blvd	West Bound	15	25	23	31	34	1196

Summary

Time	< 15	15 - 19	20 - 24	25 - 29	30 - 34	35 - 39	40 - 44	45 - 49	50 - 54	55 - 59	60 - 64	65 - 69	70 +	Total
00:00 AM	0	0	0	0	1	1	0	0	0	0	0	0	0	2
00:15	0	0	0	0	0	0	0	0	0	0	0	0	0	0
00:30	0	0	0	0	0	0	0	0	0	0	0	0	0	0
00:45	0	0	0	0	0	0	0	0	0	0	0	0	0	0
01:00	0	0	0	0	1	0	0	0	0	0	0	0	0	1
01:15	0	0	0	0	0	0	0	0	0	0	0	0	0	0
01:30	0	0	0	0	0	0	0	0	0	0	0	0	0	0
01:45	0	0	0	0	0	0	0	0	0	0	0	0	0	0
02:00	0	0	0	0	0	0	0	0	0	0	0	0	0	0
02:15	0	0	1	0	0	0	0	0	0	0	0	0	0	1
02:30	0	0	0	0	0	0	0	0	0	0	0	0	0	0
02:45	0	0	0	0	0	0	0	0	0	0	0	0	0	0
03:00	0	0	0	0	0	0	0	0	0	0	0	0	0	0
03:15	0	0	0	0	0	1	0	0	0	0	0	0	0	1
03:30	0	0	0	0	0	0	0	0	0	0	0	0	0	0
03:45	0	0	0	0	1	0	0	0	0	0	0	0	0	1
04:00	0	0	0	0	0	0	0	0	0	0	0	0	0	0
04:15	0	0	1	0	0	0	0	0	0	0	0	0	0	1
04:30	0	0	1	0	0	0	0	0	0	0	0	0	0	1
04:45	0	0	0	1	1	0	0	0	0	0	0	0	0	2
05:00	0	0	0	0	0	0	0	0	0	0	0	0	0	0
05:15	0	0	0	0	0	0	0	0	0	0	0	0	0	0
05:30	0	0	1	1	0	0	0	0	0	0	0	0	0	2
05:45	0	0	0	2	1	0	0	0	0	0	0	0	0	3
06:00	0	0	2	1	0	0	0	0	0	0	0	0	0	3
06:15	0	1	3	3	4	1	0	0	0	0	0	0	0	12
06:30	0	0	4	3	4	1	0	0	0	0	0	0	0	9
06:45	0	2	6	15	6	2	0	0	0	0	0	0	0	31
07:00	17	17	2	5	0	0	0	0	0	0	0	0	0	41
07:15	26	129	25	3	1	0	0	0	0	0	0	0	0	184
07:30	104	81	20	1	0	0	0	0	0	0	0	0	0	206
07:45	79	87	15	3	0	0	0	0	0	0	0	0	0	180
08:00	12	2	25	17	4	0	0	0	0	0	0	0	0	105
08:15	0	2	8	8	5	0	0	0	0	0	0	0	0	23
08:30	1	0	1	12	10	1	1	0	0	0	0	0	0	26
08:45	1	2	5	10	5	4	0	0	0	0	0	0	0	27
09:00	1	1	9	12	8	2	0	0	0	0	0	0	0	33
09:15	0	1	5	8	10	2	0	0	0	0	0	0	0	26
09:30	0	2	2	8	5	3	0	0	0	0	0	0	0	20
09:45	1	0	3	9	5	1	0	0	0	0	0	0	0	19
10:00	0	0	3	9	10	1	0	1	0	0	0	0	0	24
10:15	0	0	2	11	5	1	0	0	0	0	0	0	0	19
10:30	0	0	3	9	7	2	0	0	0	0	0	0	0	21
10:45	0	0	1	4	6	3	0	0	0	0	0	0	0	14
11:00	0	1	7	7	3	1	0	0	0	0	0	0	0	19
11:15	0	0	2	8	3	2	0	0	0	0	0	0	0	15
11:30	0	1	3	10	10	1	0	1	0	0	0	0	0	26
11:45	0	0	5	6	5	1	0	0	0	0	0	0	0	17
12:00 PM	0	0	6	6	3	1	0	0	0	0	0	0	0	16
12:15	0	0	6	13	7	2	0	0	0	0	0	0	0	28
12:30	0	2	5	9	11	1	0	0	0	0	0	0	0	28
12:45	0	0	6	14	3	1	0	0	0	0	0	0	0	24
13:00	0	1	8	13	7	2	0	0	0	0	0	0	0	31
13:15	0	5	10	12	6	1	0	0	0	0	0	0	0	34
13:30	2	13	20	14	4	1	0	0	0	0	0	0	0	54
13:45	59	77	24	5	1	0	0	0	0	0	0	0	0	166
14:00	98	42	5	3	0	0	0	0	0	0	0	0	0	148
14:15	12	23	20	12	6	0	0	0	0	0	0	0	0	73
14:30	0	4	5	18	22	2	0	0	0	0	0	0	0	51
14:45	0	1	8	22	17	1	0	0	0	0	0	0	0	49
15:00	0	0	7	36	17	5	0	0	0	0	0	0	0	65
15:15	1	1	1	17	12	5	0	0	0	0	0	0	0	37
15:30	0	0	6	15	14	0	0	0	0	0	0	0	0	35
15:45	0	0	6	24	6	2	0	0	0	0	0	0	0	38
16:00	0	1	7	24	13	2	0	0	0	0	0	0	0	47
16:15	0	0	7	12	20	7	0	0	0	0	0	0	0	46
16:30	0	4	7	16	10	1	0	0	0	0	0	0	0	38
16:45	0	1	6	25	20	1	0	0	0	0	0	0	0	53
17:00	0	1	11	17	14	4	2	0	0	0	0	0	0	49
17:15	0	1	5	21	18	4	0	0	0	0	0	0	0	49
17:30	0	1	6	23	16	0	0	0	0	0	0	0	0	46
17:45	0	0	10	20	15	3	0	0	0	0	0	0	0	48
18:00	0	1	6	2	12	4	0	1	0	0	0	0	0	26
18:15	0	1	6	6	11	7	0	0	0	0	0	0	0	31
18:30	0	1	3	11	9	2	0	0	0	0	0	0	0	26
18:45	0	0	6	13	8	2	1	0	0	0	0	0	0	30
19:00	0	1	5	12	7	3	0	0	0	0	0	0	0	28
19:15	0	1	2	7	7	3	0	0	0	0	0	0	0	20
19:30	0	1	5	6	7	3	1	0	0	0	0	0	0	23
19:45	0	0	0	7	3	2	0	0	0	0	0	0	0	12
20:00	2	0	4	11	6	1	0	0	0	0	0	0	0	24
20:15	0	0	0	5	5	3	1	0	0	0	0	0	0	14
20:30	0	0	1	10	6	3	0	0	0	0	0	0	0	18
20:45	0	2	1	4	3	0	0	0	0	0	0	0	0	10
21:00	0	0	5	2	8	2	0	0	0	0	0	0	0	17
21:15	0	0	4	6	7	1	0	0	0	0	0	0	0	18
21:30	0	0	1	4	6	0	0	0	0	0	0	0	0	11
21:45	0	0	3	1	1	2	0	0	0	0	0	0	0	5
22:00	0	0	0	0	3	1	0	0	0	0	0	0	0	4
22:15	0	0	1	4	2	0	0	0	0	0	0	0	0	7
22:30	0	0	3	5	2	1	0	0	0	0	0	0	0	11
22:45	0	0	1	1	0	0	0	0	0	0	0	0	0	2
23:00	0	0	0	4	1	0	0	0	0	0	0	0	0	5
23:15	0	0	0	1	0	0	0	0	0	0	0	0	0	1
23:30	0	0	0	1	0	0	0	0	0	0	0	0	0	1
23:45	0	0	0	0	1	0	0	0	0	0	0	0	0	1
<b>Totals</b>	<b>412</b>	<b>560</b>	<b>413</b>	<b>701</b>	<b>456</b>	<b>117</b>	<b>6</b>	<b>3</b>						<b>2744</b>
<b>% of Totals</b>	<b>15%</b>	<b>21%</b>	<b>15%</b>	<b>26%</b>	<b>18%</b>	<b>4%</b>	<b>0%</b>	<b>0%</b>						<b>100%</b>

Direction	Volume	%	Direction	Volume	%	Direction	Volume	%	Direction	Volume	%
AM Volumes	238	9%	PM Volumes	174	6%	NOON 12-2	381	14%	PM 4-6	376	14%
AM Peak Hour	792	29%	PM Peak Hour	1165	43%						

Street Name	Direction	15th	50th	Average	85th	95th	ADT
SE Lake Blvd	Summary	15	25	23	32	35	2714

# SPEED

## SE Lake Blvd W/O Access Rd

Day: Tuesday  
Date: 5/16/2023

City: Hollywood  
Project #: FL23\_140259\_035e

### East Bound

Time	< 15	15 - 19	20 - 24	25 - 29	30 - 34	35 - 39	40 - 44	45 - 49	50 - 54	55 - 59	60 - 64	65 - 69	70 +	Total
00:00 AM	0	0	0	0	0	1	0	0	0	0	0	0	0	1
01:00	0	0	0	0	0	0	0	0	0	0	0	0	0	0
02:00	0	0	1	0	0	0	0	0	0	0	0	0	0	1
03:00	0	0	0	1	0	1	0	0	0	0	0	0	0	2
04:00	0	0	1	0	1	0	0	0	0	0	0	0	0	2
05:00	0	0	0	2	1	0	0	0	0	0	0	0	0	3
06:00	0	1	1	8	10	3	0	0	0	0	0	0	0	23
07:00	133	176	35	9	0	0	0	0	0	0	0	0	0	353
08:00	11	44	23	34	19	5	1	0	0	0	0	0	0	137
09:00	1	0	4	15	15	7	0	0	0	0	0	0	0	42
10:00	0	0	5	19	12	6	0	1	0	0	0	0	0	43
11:00	0	0	4	16	16	4	0	1	0	0	0	0	0	41
12:00 PM	0	0	7	18	13	4	0	0	0	0	0	0	0	42
13:00	14	68	33	20	12	3	0	0	0	0	0	0	0	150
14:00	81	57	21	31	37	3	0	0	0	0	0	0	0	230
15:00	0	1	9	52	35	9	0	0	0	0	0	0	0	106
16:00	0	1	10	37	38	8	0	0	0	0	0	0	0	94
17:00	0	0	12	47	38	7	2	0	0	0	0	0	0	106
18:00	0	1	5	11	25	9	1	1	0	0	0	0	0	53
19:00	0	1	7	10	11	5	0	0	0	0	0	0	0	34
20:00	1	0	2	9	8	3	1	0	0	0	0	0	0	24
21:00	0	0	5	5	5	3	0	0	0	0	0	0	0	18
22:00	0	0	2	4	3	2	0	0	0	0	0	0	0	11
23:00	0	0	0	0	2	0	0	0	0	0	0	0	0	2
<b>Totals</b>	<b>241</b>	<b>350</b>	<b>187</b>	<b>348</b>	<b>301</b>	<b>83</b>	<b>5</b>	<b>3</b>						<b>1518</b>
<b>% of Totals</b>	<b>16%</b>	<b>23%</b>	<b>12%</b>	<b>23%</b>	<b>20%</b>	<b>5%</b>	<b>0%</b>	<b>0%</b>						<b>100%</b>

<b>AM Volumes</b>	145	221	74	104	74	27	1	2	0	0	0	0	0	648
<b>% AM</b>	10%	15%	5%	7%	5%	2%	0%	0%						43%
<b>AM Peak Hour</b>	07:00	07:00	07:00	08:00	08:00	09:00	08:00	10:00						07:00
<b>Volume</b>	133	176	35	34	19	7	1	1						353
<b>PM Volumes</b>	96	129	113	244	227	56	4	1	0	0	0	0	0	870
<b>% PM</b>	6%	8%	7%	16%	15%	4%	0%	0%						57%
<b>PM Peak Hour</b>	14:00	13:00	13:00	15:00	16:00	15:00	17:00	18:00						14:00
<b>Volume</b>	81	68	33	52	38	9	2	1						230

Directional Peak Periods All Speeds	AM 7-9		NOON 12-2		PM 4-6		Off Peak Volumes	
	Volume	%	Volume	%	Volume	%	Volume	%
	490	↔ 32%	192	↔ 13%	200	↔ 13%	636	↔ 42%

Street Name	Direction	Percentiles					ADT
		15th	50th	Average	85th	95th	
SE Lake Blvd	East Bound	14	24	23	33	36	1518
SE Lake Blvd	West Bound	15	25	23	31	34	1196



# SPEED

## SE Lake Blvd W/O Access Rd

Day: Tuesday  
Date: 5/16/2023

City: Hollywood  
Project #: FL23\_140259\_035w

### West Bound

Time	< 15	15 - 19	20 - 24	25 - 29	30 - 34	35 - 39	40 - 44	45 - 49	50 - 54	55 - 59	60 - 64	65 - 69	70 +	Total
00:00 AM	0	0	0	0	1	0	0	0	0	0	0	0	0	1
01:00	0	0	0	0	1	0	0	0	0	0	0	0	0	1
02:00	0	0	0	0	0	0	0	0	0	0	0	0	0	0
03:00	0	0	0	0	0	0	0	0	0	0	0	0	0	0
04:00	0	0	1	1	0	0	0	0	0	0	0	0	0	2
05:00	0	0	1	1	0	0	0	0	0	0	0	0	0	2
06:00	0	2	11	14	4	1	0	0	0	0	0	0	0	32
07:00	89	138	27	3	1	0	0	0	0	0	0	0	0	258
08:00	3	7	16	13	5	0	0	0	0	0	0	0	0	44
09:00	1	4	15	22	13	1	0	0	0	0	0	0	0	56
10:00	0	0	4	14	16	1	0	0	0	0	0	0	0	35
11:00	0	2	13	15	5	1	0	0	0	0	0	0	0	36
12:00 PM	0	2	16	24	11	1	0	0	0	0	0	0	0	54
13:00	47	28	29	24	6	1	0	0	0	0	0	0	0	135
14:00	29	13	17	24	8	0	0	0	0	0	0	0	0	91
15:00	1	0	11	40	14	3	0	0	0	0	0	0	0	69
16:00	0	5	17	40	25	3	0	0	0	0	0	0	0	90
17:00	0	3	20	34	25	4	0	0	0	0	0	0	0	86
18:00	0	2	16	21	15	6	0	0	0	0	0	0	0	60
19:00	0	2	5	22	13	6	1	0	0	0	0	0	0	49
20:00	1	2	4	21	10	4	0	0	0	0	0	0	0	42
21:00	0	0	6	8	17	2	0	0	0	0	0	0	0	33
22:00	0	0	3	6	4	0	0	0	0	0	0	0	0	13
23:00	0	0	0	6	1	0	0	0	0	0	0	0	0	7
<b>Totals</b>	<b>171</b>	<b>210</b>	<b>232</b>	<b>353</b>	<b>195</b>	<b>34</b>	<b>1</b>							<b>1196</b>
<b>% of Totals</b>	<b>14%</b>	<b>18%</b>	<b>19%</b>	<b>30%</b>	<b>16%</b>	<b>3%</b>	<b>0%</b>							<b>100%</b>

<b>AM Volumes</b>	93	153	88	83	46	4	0	0	0	0	0	0	0	467
<b>% AM</b>	8%	13%	7%	7%	4%	0%								39%
<b>AM Peak Hour</b>	07:00	07:00	07:00	09:00	10:00	06:00								07:00
<b>Volume</b>	89	138	27	22	16	1								258
<b>PM Volumes</b>	78	57	144	270	149	30	1	0	0	0	0	0	0	729
<b>% PM</b>	7%	5%	12%	23%	12%	3%	0%							61%
<b>PM Peak Hour</b>	13:00	13:00	13:00	15:00	16:00	18:00	19:00							13:00
<b>Volume</b>	47	28	29	40	25	6	1							135

Directional Peak Periods All Speeds	AM 7-9		NOON 12-2		PM 4-6		Off Peak Volumes	
	Volume	%	Volume	%	Volume	%	Volume	%
	302	↔ 25%	189	↔ 16%	176	↔ 15%	529	↔ 44%

Street Name	Direction	Percentiles					ADT
		15th	50th	Average	85th	95th	
SE Lake Blvd	East Bound	14	24	23	33	36	1518
SE Lake Blvd	West Bound	15	25	23	31	34	1196

# SPEED

## SE Lake Blvd W/O Access Rd

Day: Tuesday  
Date: 5/16/2023

City: Hollywood  
Project #: FL23\_140259\_035

### Summary

Time	< 15	15 - 19	20 - 24	25 - 29	30 - 34	35 - 39	40 - 44	45 - 49	50 - 54	55 - 59	60 - 64	65 - 69	70 +	Total
00:00 AM	0	0	0	0	1	1	0	0	0	0	0	0	0	2
01:00	0	0	0	0	1	0	0	0	0	0	0	0	0	1
02:00	0	0	1	0	0	0	0	0	0	0	0	0	0	1
03:00	0	0	0	1	0	1	0	0	0	0	0	0	0	2
04:00	0	0	2	1	1	0	0	0	0	0	0	0	0	4
05:00	0	0	1	3	1	0	0	0	0	0	0	0	0	5
06:00	0	3	12	22	14	4	0	0	0	0	0	0	0	55
07:00	222	314	62	12	1	0	0	0	0	0	0	0	0	611
08:00	14	51	39	47	24	5	1	0	0	0	0	0	0	181
09:00	2	4	19	37	28	8	0	0	0	0	0	0	0	98
10:00	0	0	9	33	28	7	0	1	0	0	0	0	0	78
11:00	0	2	17	31	21	5	0	1	0	0	0	0	0	77
12:00 PM	0	2	23	42	24	5	0	0	0	0	0	0	0	96
13:00	61	96	62	44	18	4	0	0	0	0	0	0	0	285
14:00	110	70	38	55	45	3	0	0	0	0	0	0	0	321
15:00	1	1	20	92	49	12	0	0	0	0	0	0	0	175
16:00	0	6	27	77	63	11	0	0	0	0	0	0	0	184
17:00	0	3	32	81	63	11	2	0	0	0	0	0	0	192
18:00	0	3	21	32	40	15	1	1	0	0	0	0	0	113
19:00	0	3	12	32	24	11	1	0	0	0	0	0	0	83
20:00	2	2	6	30	18	7	1	0	0	0	0	0	0	66
21:00	0	0	11	13	22	5	0	0	0	0	0	0	0	51
22:00	0	0	5	10	7	2	0	0	0	0	0	0	0	24
23:00	0	0	0	6	3	0	0	0	0	0	0	0	0	9
<b>Totals</b>	<b>412</b>	<b>560</b>	<b>419</b>	<b>701</b>	<b>496</b>	<b>117</b>	<b>6</b>	<b>3</b>						<b>2714</b>
<b>% of Totals</b>	<b>15%</b>	<b>21%</b>	<b>15%</b>	<b>26%</b>	<b>18%</b>	<b>4%</b>	<b>0%</b>	<b>0%</b>						<b>100%</b>

<b>AM Volumes</b>	238	374	162	187	120	31	1	2	0	0	0	0	0	1115
<b>% AM</b>	9%	14%	6%	7%	4%	1%	0%	0%						41%
<b>AM Peak Hour</b>	07:00	07:00	07:00	08:00	09:00	09:00	08:00	10:00						07:00
<b>Volume</b>	222	314	62	47	28	8	1	1						611
<b>PM Volumes</b>	174	186	257	514	376	86	5	1	0	0	0	0	0	1599
<b>% PM</b>	6%	7%	9%	19%	14%	3%	0%	0%						59%
<b>PM Peak Hour</b>	14:00	13:00	13:00	15:00	16:00	18:00	17:00	18:00						14:00
<b>Volume</b>	110	96	62	92	63	15	2	1						321

Directional Peak Periods All Speeds	AM 7-9		NOON 12-2		PM 4-6		Off Peak Volumes	
	Volume	%	Volume	%	Volume	%	Volume	%
	792	↔ 29%	381	↔ 14%	376	↔ 14%	1165	↔ 43%

Street Name	Direction	Percentiles					ADT
		15th	50th	Average	85th	95th	
SE Lake Blvd	Summary	15	25	23	32	35	2714

# VOLUME

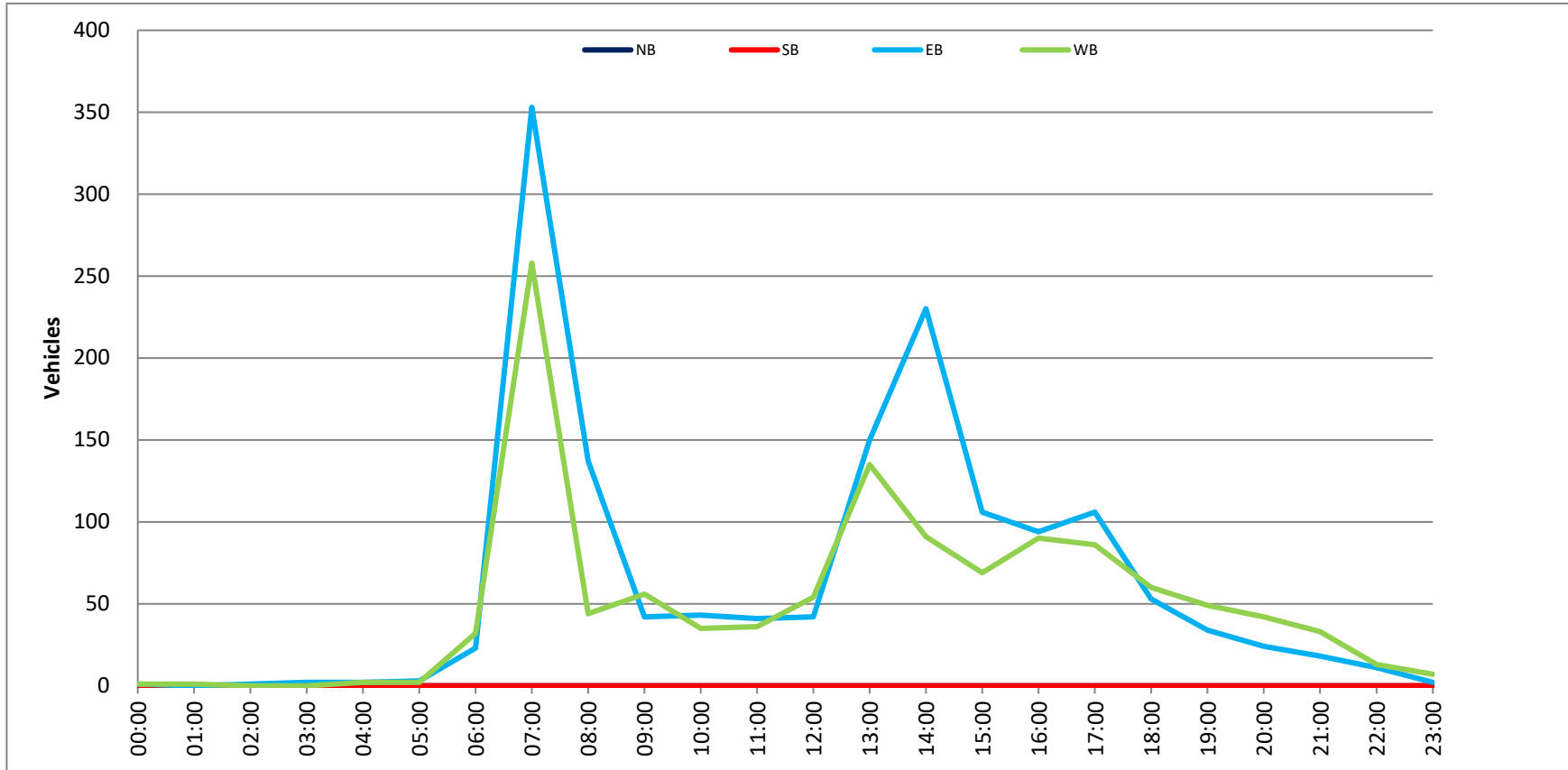
SE Lake Blvd W/O Access Rd

Day: Tuesday  
Date: 5/16/2023

City: Hollywood  
Project #: FL23\_140259\_035

DAILY TOTALS										NB		SB		EB		WB		Total	
DAILY TOTALS										0		0		1,518		1,196		2,714	
DAILY TOTALS										0		0		1,518		1,196		2,714	
AM Period	NB	SB	EB	WB	TOTAL	PMI Period	NB	SB	EB	WB	TOTAL								
00:00	0	0	1	1	2	12:00	0	0	6	10	16								16
00:15	0	0	0	0	0	12:15	0	0	10	18	28								28
00:30	0	0	0	0	0	12:30	0	0	16	12	28								28
00:45	0	0	0	1	1	12:45	0	0	10	42	54								96
01:00	0	0	0	1	1	13:00	0	0	14	17	31								31
01:15	0	0	0	0	0	13:15	0	0	13	21	34								34
01:30	0	0	0	0	0	13:30	0	0	15	39	54								54
01:45	0	0	0	0	1	13:45	0	0	108	150	258								285
02:00	0	0	0	0	0	14:00	0	0	113	35	148								148
02:15	0	0	1	0	1	14:15	0	0	51	22	73								73
02:30	0	0	0	0	0	14:30	0	0	33	18	51								51
02:45	0	0	0	1	1	14:45	0	0	33	230	263								321
03:00	0	0	0	0	0	15:00	0	0	46	19	65								65
03:15	0	0	1	0	1	15:15	0	0	24	13	37								37
03:30	0	0	0	0	0	15:30	0	0	17	18	35								35
03:45	0	0	1	2	3	15:45	0	0	19	106	125								125
04:00	0	0	0	0	0	16:00	0	0	22	25	47								47
04:15	0	0	0	1	1	16:15	0	0	26	20	46								46
04:30	0	0	1	1	2	16:30	0	0	18	20	38								38
04:45	0	0	1	2	3	16:45	0	0	28	94	122								122
05:00	0	0	0	0	0	17:00	0	0	27	22	49								49
05:15	0	0	0	0	0	17:15	0	0	25	24	49								49
05:30	0	0	1	1	2	17:30	0	0	23	23	46								46
05:45	0	0	2	3	5	17:45	0	0	31	106	137								137
06:00	0	0	0	3	3	18:00	0	0	14	12	26								26
06:15	0	0	7	5	12	18:15	0	0	14	17	31								31
06:30	0	0	5	4	9	18:30	0	0	10	16	26								26
06:45	0	0	11	20	31	18:45	0	0	15	53	68								68
07:00	0	0	7	34	41	19:00	0	0	13	15	28								28
07:15	0	0	96	88	184	19:15	0	0	8	12	20								20
07:30	0	0	119	87	206	19:30	0	0	7	16	23								23
07:45	0	0	131	353	484	19:45	0	0	6	34	40								40
08:00	0	0	91	14	105	20:00	0	0	7	17	24								24
08:15	0	0	14	9	23	20:15	0	0	9	5	14								14
08:30	0	0	17	9	26	20:30	0	0	7	11	18								18
08:45	0	0	15	12	27	20:45	0	0	1	24	25								25
09:00	0	0	16	17	33	21:00	0	0	5	12	17								17
09:15	0	0	9	17	26	21:15	0	0	6	12	18								18
09:30	0	0	10	10	20	21:30	0	0	6	5	11								11
09:45	0	0	7	42	49	21:45	0	0	1	18	19								19
10:00	0	0	11	13	24	22:00	0	0	2	2	4								4
10:15	0	0	10	9	19	22:15	0	0	3	4	7								7
10:30	0	0	11	10	21	22:30	0	0	5	6	11								11
10:45	0	0	11	43	54	22:45	0	0	1	11	12								12
11:00	0	0	10	9	19	23:00	0	0	1	4	5								5
11:15	0	0	8	7	15	23:15	0	0	1	1	2								2
11:30	0	0	13	13	26	23:30	0	0	0	1	1								1
11:45	0	0	10	7	17	23:45	0	0	0	2	2								2
TOTALS			648	467	1115	TOTALS			870	729	1599								1599
SPLIT %			58.1%	41.9%	41.1%	SPLIT %			54.4%	45.6%	58.9%								58.9%
<b>DAILY TOTALS</b>										NB		SB		EB		WB		Total	
<b>DAILY TOTALS</b>										0		0		1,518		1,196		2,714	

AM Peak Hour	07:15	07:00	07:15	13:45	13:30	13:30
AM Pk Volume	437	258	675	305	154	441
Pk Hr Factor	0.834	0.733	0.819	0.675	0.664	0.664
7 - 9 Volume	0	0	792	200	176	376
7 - 9 Peak Hour	07:15	07:00	07:15	17:00	16:45	16:45
7 - 9 Pk Volume	437	258	675	106	94	197
Pk Hr Factor	0.834	0.733	0.819	0.855	0.940	0.929





West Bound

Time	< 15	15 - 19	20 - 24	25 - 29	30 - 34	35 - 39	40 - 44	45 - 49	50 - 54	55 - 59	60 - 64	65 - 69	70 +	Total
00:00 AM	0	0	0	0	0	0	0	0	0	0	0	0	0	0
00:15	0	0	0	0	0	1	0	0	0	0	0	0	0	1
00:30	0	0	0	0	0	1	0	0	0	0	0	0	0	1
00:45	0	0	0	0	0	0	0	0	0	0	0	0	0	0
01:00	0	0	0	0	0	0	0	0	0	0	0	0	0	0
01:15	0	0	0	2	0	0	0	0	0	0	0	0	0	2
01:30	0	0	0	0	0	0	0	0	0	0	0	0	0	0
01:45	0	0	0	0	0	0	0	0	0	0	0	0	0	0
02:00	0	0	0	0	0	0	0	0	0	0	0	0	0	0
02:15	0	0	0	0	0	0	0	0	0	0	0	0	0	0
02:30	0	1	0	0	0	0	0	0	0	0	0	0	0	1
02:45	0	0	0	0	0	0	0	0	0	0	0	0	0	0
03:00	0	0	0	0	0	0	0	0	0	0	0	0	0	0
03:15	0	0	0	0	1	0	0	0	0	0	0	0	0	1
03:30	0	0	0	0	0	0	0	0	0	0	0	0	0	0
03:45	0	0	0	0	11	0	0	0	0	0	0	0	0	11
04:00	0	0	0	0	0	0	0	0	0	0	0	0	0	0
04:15	0	0	0	0	1	0	0	0	0	0	0	0	0	1
04:30	0	0	0	0	0	0	0	0	0	0	0	0	0	0
04:45	0	0	1	1	0	0	0	0	0	0	0	0	0	2
05:00	0	0	0	0	1	0	0	0	0	0	0	0	0	1
05:15	0	0	0	0	0	0	0	0	0	0	0	0	0	0
05:30	0	0	0	0	0	0	0	0	0	0	0	0	0	0
05:45	0	0	1	1	0	0	0	0	0	0	0	0	0	2
06:00	0	0	1	0	1	1	0	0	0	0	0	0	0	3
06:15	0	0	3	1	0	0	0	0	0	0	0	0	0	4
06:30	0	0	0	0	4	0	0	0	0	0	0	0	0	4
06:45	0	0	5	4	4	0	0	0	0	0	0	0	0	13
07:00	9	24	5	2	2	0	0	0	0	0	0	0	0	42
07:15	47	37	6	0	0	0	0	0	0	0	0	0	0	90
07:30	68	17	1	0	0	0	0	0	0	0	0	0	0	86
07:45	26	18	1	1	0	0	0	0	0	0	0	0	0	46
08:00	1	4	4	4	0	0	0	0	0	0	0	0	0	13
08:15	0	0	2	3	3	0	0	0	0	0	0	0	0	8
08:30	0	0	4	3	1	0	1	0	0	0	0	0	0	9
08:45	0	0	1	3	0	0	0	0	0	0	0	0	0	4
09:00	1	0	5	6	1	0	0	0	0	0	0	0	0	13
09:15	0	1	5	2	1	1	0	0	0	0	0	0	0	10
09:30	0	1	3	4	2	0	0	0	0	0	0	0	0	10
09:45	1	0	2	3	1	0	0	0	0	0	0	0	0	7
10:00	0	0	3	3	4	0	0	0	0	0	0	0	0	10
10:15	0	1	4	4	1	1	0	0	0	0	0	0	0	11
10:30	0	0	6	6	2	0	0	0	0	0	0	0	0	14
10:45	1	0	2	8	2	1	0	0	0	0	0	0	0	14
11:00	0	0	3	6	1	0	0	0	0	0	0	0	0	10
11:15	1	0	4	9	3	1	0	0	0	0	0	0	0	18
11:30	0	0	3	7	4	0	0	0	0	0	0	0	0	14
11:45	0	0	7	2	6	0	0	0	0	0	0	0	0	15
12:00 PM	0	1	3	9	1	1	0	0	0	0	0	0	0	15
12:15	0	1	4	7	2	0	0	0	0	0	0	0	0	14
12:30	0	2	3	3	4	0	0	0	0	0	0	0	0	12
12:45	0	1	1	4	2	2	0	0	0	0	0	0	0	10
13:00	0	1	1	4	2	0	1	0	0	0	0	0	0	9
13:15	0	1	4	8	3	2	0	0	0	0	0	0	0	18
13:30	7	14	18	12	7	1	0	0	0	0	0	0	0	53
13:45	47	2	2	0	0	0	0	0	0	0	0	0	0	51
14:00	13	8	2	0	0	0	0	0	0	0	0	0	0	23
14:15	8	11	2	1	0	0	0	0	0	0	0	0	0	22
14:30	1	0	5	5	4	0	0	0	0	0	0	0	0	15
14:45	0	3	5	9	2	0	0	0	0	0	0	0	0	19
15:00	0	1	2	12	2	0	0	0	0	0	0	0	0	17
15:15	0	0	7	8	3	2	0	0	0	0	0	0	0	20
15:30	0	0	7	10	0	0	0	0	0	0	0	0	0	17
15:45	0	1	6	10	4	1	0	0	0	0	0	0	0	22
16:00	0	0	8	10	8	1	1	0	0	0	0	0	0	28
16:15	0	0	6	12	6	1	0	0	0	0	0	0	0	25
16:30	0	1	4	10	2	2	1	0	0	0	0	0	0	20
16:45	0	1	4	15	7	2	0	0	0	0	0	0	0	29
17:00	0	1	5	11	2	2	0	0	0	0	0	0	0	21
17:15	0	2	7	9	5	1	0	0	0	0	0	0	0	24
17:30	0	0	7	11	10	2	0	0	0	0	0	0	0	30
17:45	0	1	4	16	9	0	0	0	0	0	0	0	0	30
18:00	0	0	4	7	5	1	0	0	0	0	0	0	0	17
18:15	1	0	3	1	5	2	0	0	0	0	0	0	0	12
18:30	0	0	4	5	4	2	0	0	0	0	0	0	0	15
18:45	0	0	0	8	3	0	0	0	0	0	0	0	0	11
19:00	0	0	0	4	3	2	0	0	0	0	0	0	0	9
19:15	0	1	0	4	7	1	0	0	0	0	0	0	0	13
19:30	0	0	0	10	7	2	0	0	0	0	0	0	0	19
19:45	0	0	1	8	5	0	0	0	0	0	0	0	0	14
20:00	0	0	1	4	2	0	0	0	0	0	0	0	0	7
20:15	0	0	2	3	2	0	0	0	0	0	0	0	0	7
20:30	0	0	3	11	5	1	0	0	0	0	0	0	0	19
20:45	0	0	2	11	0	1	0	0	0	0	0	0	0	14
21:00	0	0	2	4	3	0	0	0	0	0	0	0	0	9
21:15	0	1	2	1	4	0	0	0	0	0	0	0	0	8
21:30	0	0	1	4	0	0	0	0	0	0	0	0	0	5
21:45	0	0	0	1	1	1	0	0	0	0	0	0	0	3
22:00	0	0	0	0	2	0	0	0	0	0	0	0	0	2
22:15	0	0	0	1	0	0	0	0	0	0	0	0	0	1
22:30	0	0	0	3	1	0	0	0	0	0	0	0	0	4
22:45	0	0	2	3	0	0	0	0	0	0	0	0	0	5
23:00	0	1	0	2	0	0	0	0	0	0	0	0	0	3
23:15	0	0	0	0	2	0	0	0	0	0	0	0	0	2
23:30	0	0	2	0	1	0	0	0	0	0	0	0	0	3
23:45	0	1	0	3	0	0	0	0	0	0	0	0	0	4
<b>Totals</b>	<b>232</b>	<b>161</b>	<b>231</b>	<b>383</b>	<b>178</b>	<b>36</b>	<b>4</b>							<b>1225</b>
<b>% of Totals</b>	<b>19%</b>	<b>13%</b>	<b>19%</b>	<b>31%</b>	<b>15%</b>	<b>3%</b>	<b>0%</b>							<b>100%</b>

AM Volumes		PM Volumes		NOON 12-2		PM 4-6		Off Peak Volumes	
Volume	%	Volume	%	Volume	%	Volume	%	Volume	%
155	13%	104	8%	82	7%	90	7%	44	4%
150	9%	96	8%	121	10%	81	7%	54	5%
77	6%	57	5%	149	12%	293	24%	134	11%
75	6%	55	5%	151	12%	285	23%	135	11%
298	24%	207	17%	182	15%	538	44%		

Street Name	Direction	Percentiles					
		15th	50th	Average	85th	95th	ADT
SE Lake Blvd	East Bound	11	24	22	32	35	1572
SE Lake Blvd	West Bound	13	25	23	31	34	1225

**SPEED**

SE Lake Blvd W/O Access Rd

Day: Wednesday  
Date: 5/17/2023

City: Hollywood  
Project #: FL23\_140259\_035

**Summary**

Time	< 15	15 - 19	20 - 24	25 - 29	30 - 34	35 - 39	40 - 44	45 - 49	50 - 54	55 - 59	60 - 64	65 - 69	70 +	Total
00:00 AM	0	0	1	0	0	0	0	0	0	0	0	0	0	1
00:15	0	0	0	0	2	0	0	0	0	0	0	0	0	2
00:30	0	0	0	0	2	0	0	0	0	0	0	0	0	2
00:45	0	0	0	0	0	0	0	0	0	0	0	0	0	0
01:00	0	0	0	0	0	0	0	0	0	0	0	0	0	0
01:15	0	0	0	2	0	0	0	0	0	0	0	0	0	2
01:30	0	0	0	0	0	0	0	0	0	0	0	0	0	0
01:45	0	0	0	0	0	0	0	0	0	0	0	0	0	0
02:00	0	0	0	0	0	0	0	0	0	0	0	0	0	0
02:15	0	0	0	0	0	0	0	0	0	0	0	0	0	0
02:30	0	1	0	0	0	0	0	0	0	0	0	0	0	1
02:45	0	0	0	0	0	0	0	0	0	0	0	0	0	0
03:00	0	0	0	0	0	0	0	0	0	0	0	0	0	0
03:15	0	0	0	0	1	0	0	0	0	0	0	0	0	1
03:30	0	0	0	0	0	0	0	0	0	0	0	0	0	0
03:45	0	0	0	0	1	0	0	0	0	0	0	0	0	1
04:00	0	0	0	0	0	0	0	0	0	0	0	0	0	0
04:15	0	0	0	0	1	0	0	0	0	0	0	0	0	1
04:30	0	0	0	0	0	0	0	0	0	0	0	0	0	0
04:45	0	0	1	2	0	1	0	0	0	0	0	0	0	4
05:00	0	0	0	1	1	0	0	0	0	0	0	0	0	2
05:15	0	0	0	0	0	0	0	0	0	0	0	0	0	0
05:30	0	0	0	0	0	0	0	0	0	0	0	0	0	0
05:45	0	0	2	2	1	0	0	0	0	0	0	0	0	5
06:00	0	1	1	0	1	2	0	0	0	0	0	0	0	4
06:15	0	1	3	3	1	0	1	0	0	0	0	0	0	9
06:30	0	0	0	0	4	1	0	0	0	0	0	0	0	6
06:45	0	2	5	8	5	1	0	0	0	0	0	0	0	21
07:00	9	28	7	3	2	1	0	0	0	0	0	0	0	50
07:15	102	71	10	0	0	0	0	0	0	0	0	0	0	183
07:30	154	44	1	1	0	0	0	0	0	0	0	0	0	200
07:45	152	31	4	1	0	0	0	0	0	0	0	0	0	185
08:00	26	25	18	24	7	1	0	0	0	0	0	0	0	101
08:15	0	0	4	9	8	0	0	0	0	0	0	0	0	21
08:30	0	0	5	6	8	0	1	0	0	0	0	0	0	20
08:45	0	0	3	8	5	5	0	0	0	0	0	0	0	21
09:00	1	0	7	10	5	1	0	0	0	0	0	0	0	24
09:15	1	1	7	9	7	1	0	0	0	0	0	0	0	25
09:30	1	1	4	11	6	1	0	0	0	0	0	0	0	24
09:45	3	0	2	7	4	1	0	0	0	0	0	0	0	17
10:00	0	1	7	9	6	1	0	0	0	0	0	0	0	24
10:15	0	1	7	6	5	1	0	0	0	0	0	0	0	20
10:30	0	0	9	9	7	0	0	0	0	0	0	0	0	25
10:45	1	0	2	11	3	2	0	0	0	0	0	0	0	19
11:00	0	0	3	14	6	4	0	0	0	0	0	0	0	27
11:15	1	0	4	16	4	1	1	0	0	0	0	0	0	27
11:30	0	0	4	14	7	1	0	0	0	0	0	0	0	26
11:45	0	0	10	12	10	3	0	0	0	0	0	0	0	35
12:00 PM	0	1	6	16	7	1	0	0	0	0	0	0	0	24
12:15	1	1	7	10	5	1	1	0	0	0	0	0	0	26
12:30	0	3	5	8	6	0	0	0	0	0	0	0	0	22
12:45	1	1	1	6	5	2	0	0	0	0	0	0	0	16
13:00	0	1	3	9	9	0	1	0	0	0	0	0	0	23
13:15	0	1	7	13	8	3	0	0	0	0	0	0	0	32
13:30	7	16	24	19	3	2	0	0	0	0	0	0	0	71
13:45	57	86	21	4	0	0	0	0	0	0	0	0	0	168
14:00	83	40	8	6	0	0	0	0	0	0	0	0	0	137
14:15	15	32	12	14	2	0	0	0	0	0	0	0	0	75
14:30	1	2	8	20	6	1	0	0	0	0	0	0	0	38
14:45	0	3	15	32	16	1	0	0	0	0	0	0	0	67
15:00	0	1	10	40	10	0	0	0	0	0	0	0	0	62
15:15	0	0	12	24	7	3	0	0	0	0	0	0	0	46
15:30	0	0	9	21	10	0	0	0	0	0	0	0	0	40
15:45	0	1	9	22	9	1	1	0	0	0	0	0	0	43
16:00	0	0	9	19	22	1	2	0	0	0	0	0	0	53
16:15	0	0	8	26	16	2	0	0	0	0	0	0	0	52
16:30	0	2	8	21	9	5	1	0	0	0	0	0	0	46
16:45	1	1	6	20	9	3	0	0	0	0	0	0	0	40
17:00	0	1	8	24	16	5	0	0	0	0	0	0	0	54
17:15	0	2	10	22	13	3	0	0	0	0	0	0	0	50
17:30	0	0	10	22	25	3	1	0	0	0	0	0	0	61
17:45	0	0	1	5	24	21	3	0	0	0	0	0	0	54
18:00	0	0	6	10	15	4	0	0	0	0	0	0	0	35
18:15	1	0	5	5	10	2	0	0	0	0	0	0	0	23
18:30	0	0	6	8	5	3	0	0	0	0	0	0	0	22
18:45	0	1	2	11	13	3	0	1	0	0	0	0	0	31
19:00	0	0	4	5	7	2	0	0	0	0	0	0	0	18
19:15	0	1	2	5	14	1	0	0	0	0	0	0	0	23
19:30	0	0	1	11	9	3	0	0	0	0	0	0	0	24
19:45	0	0	1	9	7	1	0	0	0	0	0	0	0	18
20:00	2	1	1	6	5	1	0	0	0	0	0	0	0	16
20:15	0	0	4	7	7	2	0	0	0	0	0	0	0	20
20:30	0	0	4	9	1	0	0	0	0	0	0	0	0	14
20:45	0	0	3	14	2	2	0	0	0	0	0	0	0	21
21:00	0	0	3	6	5	2	0	0	0	0	0	0	0	16
21:15	1	1	4	1	5	1	0	0	0	0	0	0	0	13
21:30	0	0	3	7	1	1	0	0	0	0	0	0	0	12
21:45	0	0	3	1	1	0	0	0	0	0	0	0	0	5
22:00	0	0	1	0	2	0	0	0	0	0	0	0	0	3
22:15	0	0	0	4	2	1	0	0	0	0	0	0	0	7
22:30	0	0	1	3	2	0	0	0	0	0	0	0	0	6
22:45	0	0	3	3	0	0	0	0	0	0	0	0	0	6
23:00	0	1	0	2	1	0	0	0	0	0	0	0	0	4
23:15	0	0	0	2	0	0	0	0	0	0	0	0	0	2
23:30	0	0	2	0	0	0	0	0	0	0	0	0	0	4
23:45	0	1	0	3	0	0	0	0	0	0	0	0	0	4
<b>Totals</b>	<b>621</b>	<b>408</b>	<b>412</b>	<b>779</b>	<b>466</b>	<b>98</b>	<b>10</b>	<b>1</b>						<b>2797</b>
<b>% of Totals</b>	<b>22%</b>	<b>15%</b>	<b>15%</b>	<b>28%</b>	<b>17%</b>	<b>4%</b>	<b>0%</b>	<b>0%</b>						<b>100%</b>

Directional Peak Periods	AM 7-9	NOON 12-2	PM 4-6	Off Peak Volumes
All Classes	Volume 781	Volume 391	Volume 410	Volume 1215
	% 28%	% 14%	% 15%	% 43%

Street Name	Direction	15th	50th	Average	85th	95th	ADT
SE Lake Blvd	Summary	12	24	23	32	35	2797

# SPEED

## SE Lake Blvd W/O Access Rd

Day: Wednesday

Date: 5/17/2023

City: Hollywood

Project #: FL23\_140259\_035e

### East Bound

Time	< 15	15 - 19	20 - 24	25 - 29	30 - 34	35 - 39	40 - 44	45 - 49	50 - 54	55 - 59	60 - 64	65 - 69	70 +	Total
00:00 AM	0	0	1	0	2	0	0	0	0	0	0	0	0	3
01:00	0	0	0	0	0	0	0	0	0	0	0	0	0	0
02:00	0	0	0	0	0	0	0	0	0	0	0	0	0	0
03:00	0	0	0	0	0	0	0	0	0	0	0	0	0	0
04:00	0	0	0	1	0	1	0	0	0	0	0	0	0	2
05:00	0	0	1	2	1	0	0	0	0	0	0	0	0	4
06:00	0	3	0	6	3	3	1	0	0	0	0	0	0	16
07:00	267	78	6	2	0	1	0	0	0	0	0	0	0	354
08:00	25	21	19	34	24	6	0	0	0	0	0	0	0	129
09:00	4	0	5	22	16	3	0	0	0	0	0	0	0	50
10:00	0	1	10	14	12	2	0	0	0	0	0	0	0	39
11:00	0	0	4	32	13	8	1	0	0	0	0	0	0	58
12:00 PM	2	1	8	19	14	1	1	0	0	0	0	0	0	46
13:00	10	86	30	21	14	2	0	0	0	0	0	0	0	163
14:00	77	55	29	57	18	2	0	0	0	0	0	0	0	238
15:00	0	0	24	67	27	1	1	0	0	0	0	0	0	120
16:00	1	1	9	39	33	5	1	0	0	0	0	0	0	89
17:00	0	0	10	45	49	9	1	0	0	0	0	0	0	114
18:00	0	1	8	13	26	7	0	1	0	0	0	0	0	56
19:00	0	0	3	5	16	4	0	0	0	0	0	0	0	28
20:00	2	1	6	9	10	2	0	0	0	0	0	0	0	30
21:00	1	0	5	5	5	5	0	0	0	0	0	0	0	21
22:00	0	0	3	3	3	1	0	0	0	0	0	0	0	10
23:00	0	0	0	0	2	0	0	0	0	0	0	0	0	2
<b>Totals</b>	<b>389</b>	<b>248</b>	<b>181</b>	<b>396</b>	<b>288</b>	<b>63</b>	<b>6</b>	<b>1</b>						<b>1572</b>
<b>% of Totals</b>	<b>25%</b>	<b>16%</b>	<b>12%</b>	<b>25%</b>	<b>18%</b>	<b>4%</b>	<b>0%</b>	<b>0%</b>						<b>100%</b>

<b>AM Volumes</b>	296	103	46	113	71	24	2	0	0	0	0	0	0	655
<b>% AM</b>	19%	7%	3%	7%	5%	2%	0%							42%
<b>AM Peak Hour</b>	07:00	07:00	08:00	08:00	08:00	11:00	06:00							07:00
<b>Volume</b>	267	78	19	34	24	8	1							354
<b>PM Volumes</b>	93	145	135	283	217	39	4	1	0	0	0	0	0	917
<b>% PM</b>	6%	9%	9%	18%	14%	2%	0%	0%						58%
<b>PM Peak Hour</b>	14:00	13:00	13:00	15:00	17:00	17:00	12:00	18:00						14:00
<b>Volume</b>	77	86	30	67	49	9	1	1						238

Directional Peak Periods All Speeds	AM 7-9		NOON 12-2		PM 4-6		Off Peak Volumes	
	Volume	%	Volume	%	Volume	%	Volume	%
	483	↔ 31%	209	↔ 13%	203	↔ 13%	677	↔ 43%

Street Name	Direction	Percentiles					ADT
		15th	50th	Average	85th	95th	
SE Lake Blvd	East Bound	11	24	22	32	35	1572
SE Lake Blvd	West Bound	13	25	23	31	34	1225



# SPEED

## SE Lake Blvd W/O Access Rd

Day: Wednesday

Date: 5/17/2023

City: Hollywood

Project #: FL23\_140259\_035w

### West Bound

Time	< 15	15 - 19	20 - 24	25 - 29	30 - 34	35 - 39	40 - 44	45 - 49	50 - 54	55 - 59	60 - 64	65 - 69	70 +	Total
00:00 AM	0	0	0	0	2	0	0	0	0	0	0	0	0	2
01:00	0	0	0	2	0	0	0	0	0	0	0	0	0	2
02:00	0	1	0	0	0	0	0	0	0	0	0	0	0	1
03:00	0	0	0	1	1	0	0	0	0	0	0	0	0	2
04:00	0	0	1	1	1	0	0	0	0	0	0	0	0	3
05:00	0	0	1	1	1	0	0	0	0	0	0	0	0	3
06:00	0	0	9	9	5	1	0	0	0	0	0	0	0	24
07:00	150	96	13	3	2	0	0	0	0	0	0	0	0	264
08:00	1	4	11	13	4	0	1	0	0	0	0	0	0	34
09:00	2	2	15	15	5	1	0	0	0	0	0	0	0	40
10:00	1	1	15	21	9	2	0	0	0	0	0	0	0	49
11:00	1	0	17	24	14	1	0	0	0	0	0	0	0	57
12:00 PM	0	5	11	23	9	3	0	0	0	0	0	0	0	51
13:00	54	18	25	24	6	3	1	0	0	0	0	0	0	131
14:00	22	22	14	15	6	0	0	0	0	0	0	0	0	79
15:00	0	2	22	40	9	3	0	0	0	0	0	0	0	76
16:00	0	2	22	47	23	6	2	0	0	0	0	0	0	102
17:00	0	4	23	47	26	5	0	0	0	0	0	0	0	105
18:00	1	0	11	21	17	5	0	0	0	0	0	0	0	55
19:00	0	1	5	25	21	3	0	0	0	0	0	0	0	55
20:00	0	0	6	27	5	3	0	0	0	0	0	0	0	41
21:00	0	1	6	10	8	0	0	0	0	0	0	0	0	25
22:00	0	0	2	7	3	0	0	0	0	0	0	0	0	12
23:00	0	2	2	7	1	0	0	0	0	0	0	0	0	12
<b>Totals</b>	<b>232</b>	<b>161</b>	<b>231</b>	<b>383</b>	<b>178</b>	<b>36</b>	<b>4</b>							<b>1225</b>
<b>% of Totals</b>	<b>19%</b>	<b>13%</b>	<b>19%</b>	<b>31%</b>	<b>15%</b>	<b>3%</b>	<b>0%</b>							<b>100%</b>

<b>AM Volumes</b>	155	104	82	90	44	5	1	0	0	0	0	0	0	481
<b>% AM</b>	13%	8%	7%	7%	4%	0%	0%							39%
<b>AM Peak Hour</b>	07:00	07:00	11:00	11:00	11:00	10:00	08:00							07:00
<b>Volume</b>	150	96	17	24	14	2	1							264
<b>PM Volumes</b>	77	57	149	293	134	31	3	0	0	0	0	0	0	744
<b>% PM</b>	6%	5%	12%	24%	11%	3%	0%							61%
<b>PM Peak Hour</b>	13:00	14:00	13:00	16:00	17:00	16:00	16:00							13:00
<b>Volume</b>	54	22	25	47	26	6	2							131

Directional Peak Periods All Speeds	AM 7-9		NOON 12-2		PM 4-6		Off Peak Volumes	
	Volume	%	Volume	%	Volume	%	Volume	%
	298	↔ 24%	182	↔ 15%	207	↔ 17%	538	↔ 44%

Street Name	Direction	Percentiles					ADT
		15th	50th	Average	85th	95th	
SE Lake Blvd	East Bound	11	24	22	32	35	1572
SE Lake Blvd	West Bound	13	25	23	31	34	1225

# SPEED

## SE Lake Blvd W/O Access Rd

Day: Wednesday

Date: 5/17/2023

City: Hollywood

Project #: FL23\_140259\_035

### Summary

Time	< 15	15 - 19	20 - 24	25 - 29	30 - 34	35 - 39	40 - 44	45 - 49	50 - 54	55 - 59	60 - 64	65 - 69	70 +	Total
00:00 AM	0	0	1	0	4	0	0	0	0	0	0	0	0	5
01:00	0	0	0	2	0	0	0	0	0	0	0	0	0	2
02:00	0	1	0	0	0	0	0	0	0	0	0	0	0	1
03:00	0	0	0	1	1	0	0	0	0	0	0	0	0	2
04:00	0	0	1	2	1	1	0	0	0	0	0	0	0	5
05:00	0	0	2	3	2	0	0	0	0	0	0	0	0	7
06:00	0	3	9	15	8	4	1	0	0	0	0	0	0	40
07:00	417	174	19	5	2	1	0	0	0	0	0	0	0	618
08:00	26	25	30	47	28	6	1	0	0	0	0	0	0	163
09:00	6	2	20	37	21	4	0	0	0	0	0	0	0	90
10:00	1	2	25	35	21	4	0	0	0	0	0	0	0	88
11:00	1	0	21	56	27	9	1	0	0	0	0	0	0	115
12:00 PM	2	6	19	42	23	4	1	0	0	0	0	0	0	97
13:00	64	104	55	45	20	5	1	0	0	0	0	0	0	294
14:00	99	77	43	72	24	2	0	0	0	0	0	0	0	317
15:00	0	2	46	107	36	4	1	0	0	0	0	0	0	196
16:00	1	3	31	86	56	11	3	0	0	0	0	0	0	191
17:00	0	4	33	92	75	14	1	0	0	0	0	0	0	219
18:00	1	1	19	34	43	12	0	1	0	0	0	0	0	111
19:00	0	1	8	30	37	7	0	0	0	0	0	0	0	83
20:00	2	1	12	36	15	5	0	0	0	0	0	0	0	71
21:00	1	1	11	15	13	5	0	0	0	0	0	0	0	46
22:00	0	0	5	10	6	1	0	0	0	0	0	0	0	22
23:00	0	2	2	7	3	0	0	0	0	0	0	0	0	14
<b>Totals</b>	<b>621</b>	<b>409</b>	<b>412</b>	<b>779</b>	<b>466</b>	<b>99</b>	<b>10</b>	<b>1</b>						<b>2797</b>
<b>% of Totals</b>	<b>22%</b>	<b>15%</b>	<b>15%</b>	<b>28%</b>	<b>17%</b>	<b>4%</b>	<b>0%</b>	<b>0%</b>						<b>100%</b>

<b>AM Volumes</b>	451	207	128	203	115	29	3	0	0	0	0	0	0	1136
<b>% AM</b>	16%	7%	5%	7%	4%	1%	0%							41%
<b>AM Peak Hour</b>	07:00	07:00	08:00	11:00	08:00	11:00	06:00							07:00
<b>Volume</b>	417	174	30	56	28	9	1							618
<b>PM Volumes</b>	170	202	284	576	351	70	7	1	0	0	0	0	0	1661
<b>% PM</b>	6%	7%	10%	21%	13%	3%	0%	0%						59%
<b>PM Peak Hour</b>	14:00	13:00	13:00	15:00	17:00	17:00	16:00	18:00						14:00
<b>Volume</b>	99	104	55	107	75	14	3	1						317

Directional Peak Periods All Speeds	AM 7-9		NOON 12-2		PM 4-6		Off Peak Volumes	
	Volume	%	Volume	%	Volume	%	Volume	%
	781	↔ 28%	391	↔ 14%	410	↔ 15%	1215	↔ 43%

Street Name	Direction	Percentiles					ADT
		15th	50th	Average	85th	95th	
SE Lake Blvd	Summary	12	24	23	32	35	2797

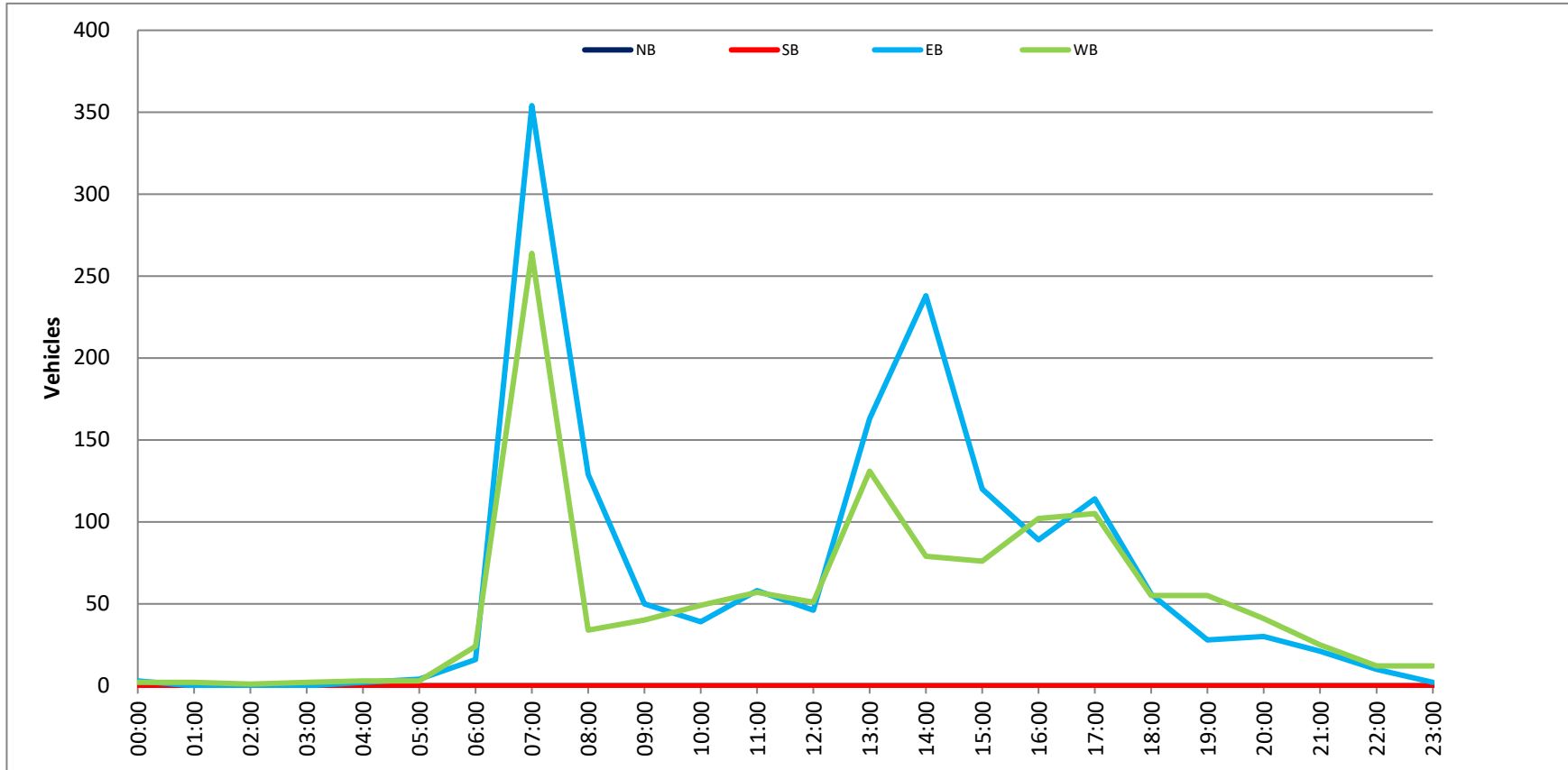
SE Lake Blvd W/O Access Rd

Day: Wednesday  
 Date: 5/17/2023

City: Hollywood  
 Project #: FL23\_140259\_035

DAILY TOTALS										NB		SB		EB		WB		TOTAL	
AM Period	NB	SB	EB	WB	TOTAL	PM Period	NB	SB	EB	WB	TOTAL	SPLIT %	EB	WB	TOTAL	SPLIT %	EB	WB	TOTAL
										0	0	1,572	1,225	2,797					
00:00	0	0	1	0	1	12:00	0	0	18	15	33		0	0	18	15	33		33
00:15	0	0	1	1	2	12:15	0	0	12	14	26		0	0	12	14	26		26
00:30	0	0	1	1	2	12:30	0	0	10	12	22		0	0	10	12	22		22
00:45	0	0	0	3	3	12:45	0	0	6	46	51		0	0	6	46	51		51
01:00	0	0	0	0	0	13:00	0	0	14	9	23		0	0	14	9	23		23
01:15	0	0	0	2	2	13:15	0	0	14	18	32		0	0	14	18	32		32
01:30	0	0	0	0	0	13:30	0	0	18	53	71		0	0	18	53	71		71
01:45	0	0	0	0	0	13:45	0	0	117	163	280		0	0	117	163	280		280
02:00	0	0	0	0	0	14:00	0	0	114	23	137		0	0	114	23	137		137
02:15	0	0	0	0	0	14:15	0	0	53	22	75		0	0	53	22	75		75
02:30	0	0	0	1	1	14:30	0	0	23	15	38		0	0	23	15	38		38
02:45	0	0	0	0	0	14:45	0	0	48	238	286		0	0	48	238	286		286
03:00	0	0	0	0	0	15:00	0	0	50	17	67		0	0	50	17	67		67
03:15	0	0	0	1	1	15:15	0	0	26	20	46		0	0	26	20	46		46
03:30	0	0	0	0	0	15:30	0	0	23	17	40		0	0	23	17	40		40
03:45	0	0	0	1	1	15:45	0	0	21	120	141		0	0	21	120	141		141
04:00	0	0	0	0	0	16:00	0	0	25	28	53		0	0	25	28	53		53
04:15	0	0	0	1	1	16:15	0	0	27	25	52		0	0	27	25	52		52
04:30	0	0	0	0	0	16:30	0	0	26	20	46		0	0	26	20	46		46
04:45	0	0	2	2	4	16:45	0	0	11	89	100		0	0	11	89	100		100
05:00	0	0	1	1	2	17:00	0	0	33	21	54		0	0	33	21	54		54
05:15	0	0	0	0	0	17:15	0	0	26	24	50		0	0	26	24	50		50
05:30	0	0	0	0	0	17:30	0	0	31	30	61		0	0	31	30	61		61
05:45	0	0	3	2	5	17:45	0	0	24	114	138		0	0	24	114	138		138
06:00	0	0	1	3	4	18:00	0	0	18	17	35		0	0	18	17	35		35
06:15	0	0	5	4	9	18:15	0	0	11	12	23		0	0	11	12	23		23
06:30	0	0	2	4	6	18:30	0	0	7	15	22		0	0	7	15	22		22
06:45	0	0	8	13	21	18:45	0	0	20	56	76		0	0	20	56	76		76
07:00	0	0	8	42	50	19:00	0	0	9	9	18		0	0	9	9	18		18
07:15	0	0	93	90	183	19:15	0	0	10	10	20		0	0	10	10	20		20
07:30	0	0	114	86	200	19:30	0	0	5	19	24		0	0	5	19	24		24
07:45	0	0	139	354	493	19:45	0	0	4	28	32		0	0	4	28	32		32
08:00	0	0	88	13	101	20:00	0	0	9	7	16		0	0	9	7	16		16
08:15	0	0	13	8	21	20:15	0	0	4	10	14		0	0	4	10	14		14
08:30	0	0	11	9	20	20:30	0	0	4	10	14		0	0	4	10	14		14
08:45	0	0	17	129	146	20:45	0	0	7	30	37		0	0	7	30	37		37
09:00	0	0	11	13	24	21:00	0	0	7	7	14		0	0	7	7	14		14
09:15	0	0	15	10	25	21:15	0	0	5	8	13		0	0	5	8	13		13
09:30	0	0	14	10	24	21:30	0	0	7	7	14		0	0	7	7	14		14
09:45	0	0	10	7	17	21:45	0	0	2	21	23		0	0	2	21	23		23
10:00	0	0	14	10	24	22:00	0	0	1	2	3		0	0	1	2	3		3
10:15	0	0	9	11	20	22:15	0	0	6	1	7		0	0	6	1	7		7
10:30	0	0	11	14	25	22:30	0	0	2	4	6		0	0	2	4	6		6
10:45	0	0	5	39	44	22:45	0	0	1	10	11		0	0	1	10	11		11
11:00	0	0	17	14	31	23:00	0	0	1	3	4		0	0	1	3	4		4
11:15	0	0	9	18	27	23:15	0	0	0	2	2		0	0	0	2	2		2
11:30	0	0	12	14	26	23:30	0	0	1	3	4		0	0	1	3	4		4
11:45	0	0	20	58	78	23:45	0	0	0	2	2		0	0	0	2	2		2
TOTALS			655	481	1136	TOTALS			917	744	1661				917	744	1661		1661
SPLIT %			57.7%	42.3%	40.6%	SPLIT %			55.2%	44.8%	59.4%				55.2%	44.8%	59.4%		59.4%
<b>DAILY TOTALS</b>										NB		SB		EB		WB		Total	
										0	0	1,572	1,225	2,797					

AM Peak Hour	07:15	07:00	07:15	PM Peak Hour	13:45	13:30
AM Peak Volume	434	264	699	PM Peak Volume	307	149
PK Hr Factor	0.781	0.733	0.836	PK Hr Factor	0.656	0.703
7 - 9 Volume	0	0	781	4 - 6 Volume	0	0
7 - 9 Peak Hour	07:15	07:00	07:15	4 - 6 Peak Hour	17:00	17:00
7 - 9 PK Volume	434	264	699	4 - 6 PK Volume	114	105
PK Hr Factor	0.781	0.733	0.836	PK Hr Factor	0.864	0.875



**SPEED**

SE Lake Blvd W/O Access Rd

Day: Thursday  
Date: 5/18/2023

City: Hollywood  
Project #: FL23\_140259\_035e

East Bound														
Time	< 15	15 - 19	20 - 24	25 - 29	30 - 34	35 - 39	40 - 44	45 - 49	50 - 54	55 - 59	60 - 64	65 - 69	70 +	Total
00:00 AM	0	0	0	0	0	1	0	0	0	0	0	0	0	1
00:15	0	0	0	0	0	0	0	0	0	0	0	0	0	0
00:30	0	0	0	0	0	0	0	0	0	0	0	0	0	0
00:45	0	0	0	0	0	1	0	0	0	0	0	0	0	1
01:00	0	0	0	0	0	0	0	0	0	0	0	0	0	0
01:15	0	0	0	0	1	0	0	0	0	0	0	0	0	1
01:30	0	0	0	0	0	0	0	0	0	0	0	0	0	0
01:45	0	0	0	0	0	0	0	0	0	0	0	0	0	0
02:00	0	0	0	0	0	0	0	0	0	0	0	0	0	0
02:15	0	0	0	0	0	0	0	0	0	0	0	0	0	0
02:30	0	0	0	0	0	0	0	0	0	0	0	0	0	0
02:45	0	0	0	0	0	0	0	0	0	0	0	0	0	0
03:00	0	0	0	0	0	0	0	0	0	0	0	0	0	0
03:15	0	0	0	0	0	0	0	0	0	0	0	0	0	0
03:30	0	0	0	0	0	0	1	0	0	0	0	0	0	1
03:45	0	0	0	0	0	0	0	0	0	0	0	0	0	0
04:00	0	0	0	0	0	0	0	0	0	0	0	0	0	0
04:15	0	0	0	0	0	0	0	0	0	0	0	0	0	0
04:30	0	0	0	0	1	0	0	0	0	0	0	0	0	1
04:45	0	0	0	1	1	0	0	0	0	0	0	0	0	2
05:00	0	0	0	0	0	0	0	0	0	0	0	0	0	0
05:15	0	0	0	0	0	0	0	0	0	0	0	0	0	0
05:30	0	0	0	0	0	0	0	0	0	0	0	0	0	0
05:45	0	0	0	0	1	0	0	0	0	0	0	0	0	1
06:00	0	0	0	1	0	1	0	0	0	0	0	0	0	2
06:15	0	0	0	2	1	0	0	0	0	0	0	0	0	3
06:30	0	0	0	0	2	1	0	0	0	0	0	0	0	3
06:45	0	0	0	4	0	0	0	0	0	0	0	0	0	4
07:00	0	0	1	1	0	1	0	0	0	0	0	0	0	3
07:15	27	61	13	1	0	0	0	0	0	0	0	0	0	102
07:30	106	15	1	0	0	0	0	0	0	0	0	0	0	122
07:45	118	36	0	0	0	0	0	0	0	0	0	0	0	154
08:00	13	6	24	13	1	0	0	0	0	0	0	0	0	57
08:15	1	0	2	7	6	0	0	0	0	0	0	0	0	16
08:30	1	1	4	10	4	0	0	0	0	0	0	0	0	20
08:45	1	1	0	5	2	0	0	0	0	0	0	0	0	9
09:00	0	0	2	5	7	1	1	0	0	0	0	0	0	16
09:15	0	1	3	6	5	0	1	0	0	0	0	0	0	16
09:30	0	0	2	5	3	5	0	0	0	0	0	0	0	15
09:45	0	0	2	4	1	1	0	0	0	0	0	0	0	8
10:00	1	2	3	10	4	0	0	0	0	0	0	0	0	20
10:15	0	0	1	5	2	0	0	0	0	0	0	0	0	8
10:30	0	1	1	2	4	0	0	0	0	0	0	0	0	8
10:45	0	0	0	4	5	2	0	0	0	0	0	0	0	11
11:00	0	0	0	3	3	1	0	0	0	0	0	0	0	7
11:15	0	0	2	5	2	1	0	0	0	0	0	0	0	10
11:30	0	0	0	6	1	0	1	0	0	0	0	0	0	8
11:45	0	0	0	1	3	0	0	0	0	0	0	0	0	4
12:00 PM	0	1	4	4	6	1	0	0	0	0	0	0	0	16
12:15	0	0	0	4	5	0	0	0	0	0	0	0	0	9
12:30	0	0	2	6	2	0	0	0	0	0	0	0	0	10
12:45	0	0	2	7	5	3	0	0	0	0	0	0	0	17
13:00	0	0	3	2	5	1	0	0	0	0	0	0	0	11
13:15	0	1	4	5	4	1	0	0	0	0	0	0	0	15
13:30	0	1	3	8	2	0	0	0	0	0	0	0	0	15
13:45	19	68	25	3	1	0	0	0	0	0	0	0	0	116
14:00	101	22	3	1	0	0	0	0	0	0	0	0	0	127
14:15	7	7	7	5	6	0	0	0	0	0	0	0	0	32
14:30	0	0	3	10	11	1	0	0	0	0	0	0	0	25
14:45	0	0	3	14	18	1	0	0	0	0	0	0	0	36
15:00	0	1	2	26	19	3	0	0	0	0	0	0	0	51
15:15	0	3	2	13	8	2	0	0	0	0	0	0	0	28
15:30	0	1	7	2	10	1	0	0	0	0	0	0	0	21
15:45	0	0	1	10	9	0	0	0	0	0	0	0	0	20
16:00	0	0	3	9	9	3	0	0	0	0	0	0	0	24
16:15	0	0	2	8	5	1	0	0	0	0	0	0	0	18
16:30	0	0	2	8	5	0	0	0	0	0	0	0	0	15
16:45	0	0	3	11	9	2	0	0	0	0	0	0	0	25
17:00	0	0	5	10	9	3	1	0	0	0	0	0	0	28
17:15	0	0	3	15	10	2	0	0	0	0	0	0	0	30
17:30	0	0	3	16	11	3	0	0	0	0	0	0	0	33
17:45	0	0	1	9	14	1	0	0	0	0	0	0	0	25
18:00	0	0	1	5	4	4	0	0	0	0	0	0	0	14
18:15	0	1	3	5	7	0	0	0	0	0	0	0	0	16
18:30	0	1	0	2	6	3	1	0	0	0	0	0	0	13
18:45	0	0	2	2	5	1	0	0	0	0	0	0	0	10
19:00	0	0	0	0	2	2	0	0	0	0	0	0	0	8
19:15	0	0	1	1	4	2	1	0	0	0	0	0	0	9
19:30	0	2	4	1	2	1	0	0	0	0	0	0	0	10
19:45	0	2	1	5	3	2	0	0	0	0	0	0	0	13
20:00	0	0	0	1	3	2	0	0	0	0	0	0	0	6
20:15	0	1	0	4	2	1	0	0	0	0	0	0	0	8
20:30	0	0	0	1	3	2	0	0	0	0	0	0	0	7
20:45	0	0	0	3	4	0	0	0	0	0	0	0	0	7
21:00	0	0	1	1	2	0	0	0	0	0	0	0	0	4
21:15	0	1	0	3	3	0	0	0	0	0	0	0	0	7
21:30	0	0	0	0	2	0	0	0	0	0	0	0	0	2
21:45	0	0	1	0	1	0	0	0	0	0	0	0	0	3
22:00	0	0	0	1	0	0	0	0	0	0	0	0	0	1
22:15	0	0	1	1	1	1	0	0	0	0	0	0	0	4
22:30	0	0	0	0	0	0	0	0	0	0	0	0	0	0
22:45	0	0	1	1	0	0	0	0	0	0	0	0	0	2
23:00	0	0	0	0	1	1	0	0	0	0	0	0	0	2
23:15	0	0	0	0	1	1	0	0	0	0	0	0	0	2
23:30	0	0	0	0	0	0	0	0	0	0	0	0	0	0
23:45	0	0	0	0	0	0	0	0	0	0	0	0	0	0
<b>Totals</b>	<b>395</b>	<b>237</b>	<b>170</b>	<b>347</b>	<b>304</b>	<b>68</b>	<b>7</b>	<b>1</b>						<b>1530</b>
% of Totals	26%	15%	11%	23%	20%	5%	0%	0%						100%

AM Volumes		268	124	61	101	60	16	4	0	0	0	0	0	634	
% AM		18%	8%	4%	7%	4%	1%	0%	0%	0%	0%	0%	0%	41%	
AM Peak Hour	07:15	07:15	07:15	08:00	08:15	09:00	08:30							07:15	
Volume	264	116	38	31	33	33	7	2						431	
PM Volumes		127	113	109	240	244	53	3	1	0	0	0	0	890	
% PM		8%	7%	7%	16%	16%	3%	0%	0%	0%	0%	0%	0%	59%	
PM Peak Hour	13:30	13:30	13:30	14:30	14:30	16:45	18:30	19:45						13:30	
Volume	127	98	38	63	56	30	2	1						900	
Directional Peak Periods		AM 7-9				NOON 12-2				PM 4-6				Off Peak Volumes	
All Classes	Volume	483				209				199				639	
	%	32%				14%				13%				42%	

Street Name		Direction		Percentiles					
		15th	50th	Average		85th	95th	ADT	
SE Lake Blvd	East Bound	11	24	22		32	35	1530	
SE Lake Blvd	West Bound	14	25	23		31	34	1193	

West Bound

Table with columns: Time, < 15, 15 - 19, 20 - 24, 25 - 29, 30 - 34, 35 - 39, 40 - 44, 45 - 49, 50 - 54, 55 - 59, 60 - 64, 65 - 69, 70 +, Total. Rows include time intervals from 00:00 AM to 23:45 and a Totals row.

Summary table with sections: AM Volumes, PM Volumes, Directional Peak Periods, and Off Peak Volumes. Includes volume and percentage data for various time periods.

Table with columns: Street Name, Direction, 15th, 50th, Average, 85th, 95th, ADT. Rows include SE Lake Blvd for both East and West Bound directions.

Summary

Table with columns: Time, < 15, 15 - 19, 20 - 24, 25 - 29, 30 - 34, 35 - 39, 40 - 44, 45 - 49, 50 - 54, 55 - 59, 60 - 64, 65 - 69, 70 +, Total. Rows include time intervals from 00:00 AM to 23:45 and a Totals row.

Summary statistics table including AM Peak Hour (07:15-07:50), PM Peak Hour (17:30-18:00), Directional Peak Periods (AM 7-9, NOON 12-2, PM 4-6, Off Peak Volumes), and All Classes volume and percentage data.

Table with columns: Street Name, Direction, 15th, 50th, Average, 85th, 95th, ADT. Row: SE Lake Blvd, Summary, 12, 24, 23, 32, 35, 2723.

# SPEED

## SE Lake Blvd W/O Access Rd

Day: Thursday  
Date: 5/18/2023

City: Hollywood  
Project #: FL23\_140259\_035e

### East Bound

Time	< 15	15 - 19	20 - 24	25 - 29	30 - 34	35 - 39	40 - 44	45 - 49	50 - 54	55 - 59	60 - 64	65 - 69	70 +	Total
00:00 AM	0	0	0	0	0	2	0	0	0	0	0	0	0	2
01:00	0	0	0	0	1	0	0	0	0	0	0	0	0	1
02:00	0	0	0	0	0	0	0	0	0	0	0	0	0	0
03:00	0	0	0	0	0	0	1	0	0	0	0	0	0	1
04:00	0	0	0	1	2	0	0	0	0	0	0	0	0	3
05:00	0	0	0	0	1	0	0	0	0	0	0	0	0	1
06:00	0	0	0	7	3	2	0	0	0	0	0	0	0	12
07:00	251	112	15	2	0	1	0	0	0	0	0	0	0	381
08:00	16	8	30	35	13	0	0	0	0	0	0	0	0	102
09:00	0	1	9	20	16	7	2	0	0	0	0	0	0	55
10:00	1	3	5	21	15	2	0	0	0	0	0	0	0	47
11:00	0	0	2	15	9	2	1	0	0	0	0	0	0	29
12:00 PM	0	1	8	21	18	4	0	0	0	0	0	0	0	52
13:00	19	70	35	18	13	2	0	0	0	0	0	0	0	157
14:00	108	29	16	30	35	2	0	0	0	0	0	0	0	220
15:00	0	5	12	51	46	6	0	0	0	0	0	0	0	120
16:00	0	0	10	36	31	6	0	0	0	0	0	0	0	83
17:00	0	0	12	50	44	9	1	0	0	0	0	0	0	116
18:00	0	2	6	14	22	8	1	0	0	0	0	0	0	53
19:00	0	4	6	8	15	7	1	0	0	0	0	0	0	41
20:00	0	1	0	10	10	6	0	1	0	0	0	0	0	28
21:00	0	1	2	4	7	1	0	0	0	0	0	0	0	15
22:00	0	0	2	3	1	1	0	0	0	0	0	0	0	7
23:00	0	0	0	1	2	1	0	0	0	0	0	0	0	4
<b>Totals</b>	<b>395</b>	<b>237</b>	<b>170</b>	<b>347</b>	<b>304</b>	<b>69</b>	<b>7</b>	<b>1</b>						<b>1530</b>
<b>% of Totals</b>	<b>26%</b>	<b>15%</b>	<b>11%</b>	<b>23%</b>	<b>20%</b>	<b>5%</b>	<b>0%</b>	<b>0%</b>						<b>100%</b>

<b>AM Volumes</b>	268	124	61	101	60	16	4	0	0	0	0	0	0	634
<b>% AM</b>	18%	8%	4%	7%	4%	1%	0%							41%
<b>AM Peak Hour</b>	07:00	07:00	08:00	08:00	09:00	09:00	09:00							07:00
<b>Volume</b>	251	112	30	35	16	7	2							381
<b>PM Volumes</b>	127	113	109	246	244	53	3	1	0	0	0	0	0	896
<b>% PM</b>	8%	7%	7%	16%	16%	3%	0%	0%						59%
<b>PM Peak Hour</b>	14:00	13:00	13:00	15:00	15:00	17:00	17:00	20:00						14:00
<b>Volume</b>	108	70	35	51	46	9	1	1						220

Directional Peak Periods All Speeds	AM 7-9		NOON 12-2		PM 4-6		Off Peak Volumes	
	Volume	%	Volume	%	Volume	%	Volume	%
	483	↔ 32%	209	↔ 14%	199	↔ 13%	639	↔ 42%

Street Name	Direction	Percentiles					ADT
		15th	50th	Average	85th	95th	
SE Lake Blvd	East Bound	11	24	22	32	35	1530
SE Lake Blvd	West Bound	14	25	23	31	34	1193



# SPEED

## SE Lake Blvd W/O Access Rd

Day: Thursday  
Date: 5/18/2023

City: Hollywood  
Project #: FL23\_140259\_035w

### West Bound

Time	< 15	15 - 19	20 - 24	25 - 29	30 - 34	35 - 39	40 - 44	45 - 49	50 - 54	55 - 59	60 - 64	65 - 69	70 +	Total
00:00 AM	0	0	0	1	1	0	0	0	0	0	0	0	0	2
01:00	0	0	0	0	2	0	0	0	0	0	0	0	0	2
02:00	0	0	1	0	0	0	0	0	0	0	0	0	0	1
03:00	0	0	1	0	0	0	0	0	0	0	0	0	0	1
04:00	0	0	0	3	1	0	0	0	0	0	0	0	0	4
05:00	0	0	1	2	0	0	0	0	0	0	0	0	0	3
06:00	0	1	6	16	4	1	0	0	0	0	0	0	0	28
07:00	143	96	16	4	0	0	0	0	0	0	0	0	0	259
08:00	1	5	10	13	8	0	0	0	0	0	0	0	0	37
09:00	0	2	18	23	14	2	0	0	0	0	0	0	0	59
10:00	2	2	8	15	10	0	0	0	0	0	0	0	0	37
11:00	0	2	5	17	13	3	0	1	0	0	0	0	0	41
12:00 PM	0	2	13	21	16	0	0	0	0	0	0	0	0	52
13:00	49	16	39	24	15	1	0	0	0	0	0	0	0	144
14:00	11	16	11	20	9	0	0	0	0	0	0	0	0	67
15:00	0	7	11	32	14	3	0	0	0	0	0	0	0	67
16:00	0	1	22	43	21	3	0	0	0	0	0	0	0	90
17:00	2	2	22	37	26	4	1	0	0	0	0	0	0	94
18:00	1	2	17	27	18	4	0	0	0	0	0	0	0	69
19:00	0	2	13	25	12	3	1	0	0	0	0	0	0	56
20:00	0	0	12	20	8	3	1	0	0	0	0	0	0	44
21:00	0	2	2	12	5	0	0	0	0	0	0	0	0	21
22:00	0	2	2	5	3	0	0	0	0	0	0	0	0	12
23:00	0	0	1	1	1	0	0	0	0	0	0	0	0	3
<b>Totals</b>	<b>209</b>	<b>160</b>	<b>231</b>	<b>361</b>	<b>201</b>	<b>27</b>	<b>3</b>	<b>1</b>						<b>1193</b>
<b>% of Totals</b>	<b>18%</b>	<b>13%</b>	<b>19%</b>	<b>30%</b>	<b>17%</b>	<b>2%</b>	<b>0%</b>	<b>0%</b>						<b>100%</b>

<b>AM Volumes</b>	146	108	66	94	53	6	0	1	0	0	0	0	0	474
<b>% AM</b>	12%	9%	6%	8%	4%	1%		0%						40%
<b>AM Peak Hour</b>	07:00	07:00	09:00	09:00	09:00	11:00		11:00						07:00
<b>Volume</b>	143	96	18	23	14	3		1						259
<b>PM Volumes</b>	63	52	165	267	148	21	3	0	0	0	0	0	0	719
<b>% PM</b>	5%	4%	14%	22%	12%	2%	0%							60%
<b>PM Peak Hour</b>	13:00	13:00	13:00	16:00	17:00	17:00	17:00							13:00
<b>Volume</b>	49	16	39	43	26	4	1							144

Directional Peak Periods All Speeds	AM 7-9		NOON 12-2		PM 4-6		Off Peak Volumes	
	Volume	%	Volume	%	Volume	%	Volume	%
	296	↔ 25%	196	↔ 16%	184	↔ 15%	517	↔ 43%

Street Name	Direction	Percentiles					ADT
		15th	50th	Average	85th	95th	
SE Lake Blvd	East Bound	11	24	22	32	35	1530
SE Lake Blvd	West Bound	14	25	23	31	34	1193

# SPEED

## SE Lake Blvd W/O Access Rd

Day: Thursday  
Date: 5/18/2023

City: Hollywood  
Project #: FL23\_140259\_035

### Summary

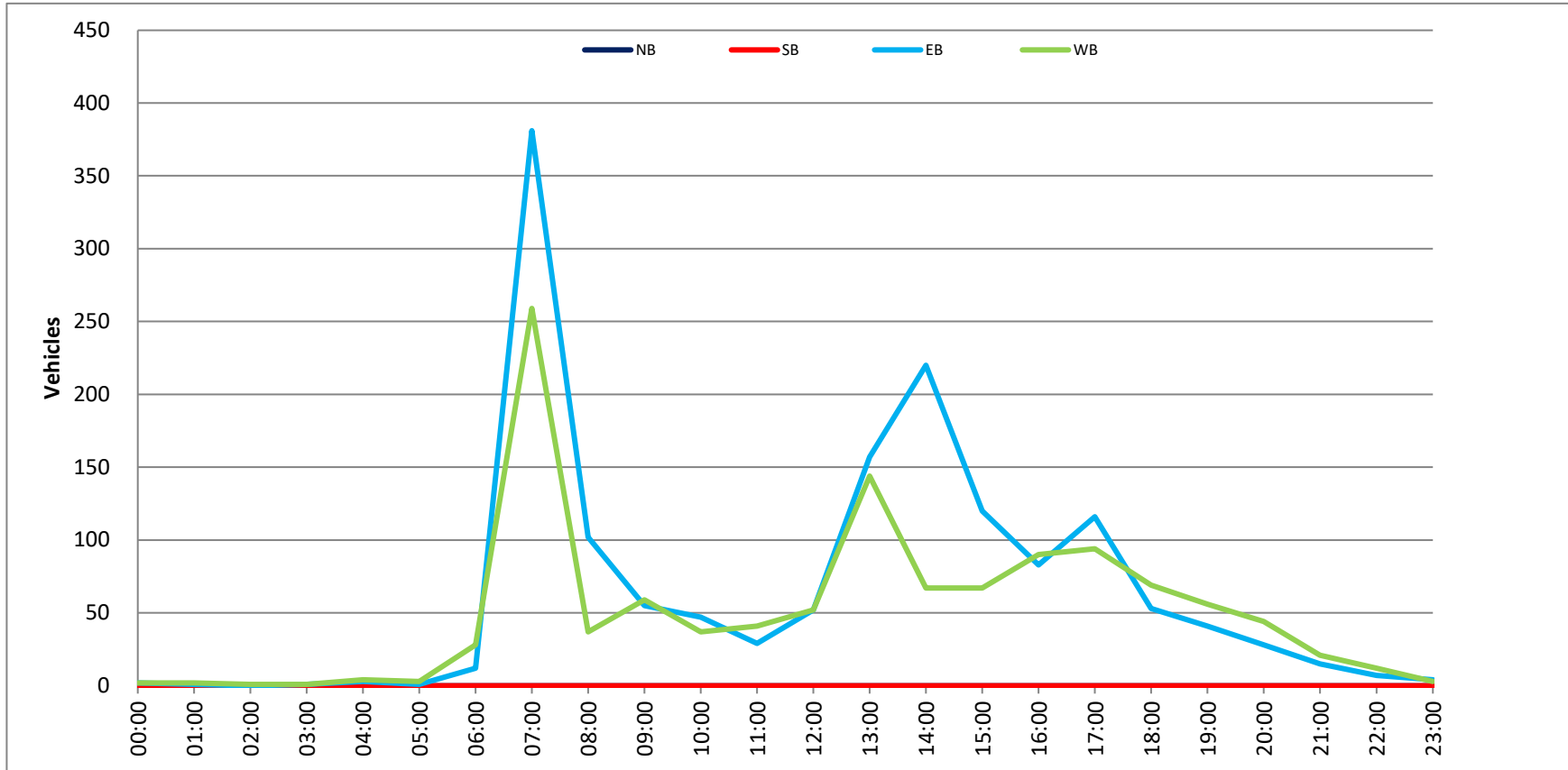
Time	< 15	15 - 19	20 - 24	25 - 29	30 - 34	35 - 39	40 - 44	45 - 49	50 - 54	55 - 59	60 - 64	65 - 69	70 +	Total
00:00 AM	0	0	0	1	1	2	0	0	0	0	0	0	0	4
01:00	0	0	0	0	3	0	0	0	0	0	0	0	0	3
02:00	0	0	1	0	0	0	0	0	0	0	0	0	0	1
03:00	0	0	1	0	0	0	1	0	0	0	0	0	0	2
04:00	0	0	0	4	3	0	0	0	0	0	0	0	0	7
05:00	0	0	1	2	1	0	0	0	0	0	0	0	0	4
06:00	0	1	6	23	7	3	0	0	0	0	0	0	0	40
07:00	394	208	31	6	0	1	0	0	0	0	0	0	0	640
08:00	17	13	40	48	21	0	0	0	0	0	0	0	0	139
09:00	0	3	27	43	30	9	2	0	0	0	0	0	0	114
10:00	3	5	13	36	25	2	0	0	0	0	0	0	0	84
11:00	0	2	7	32	22	5	1	1	0	0	0	0	0	70
12:00 PM	0	3	21	42	34	4	0	0	0	0	0	0	0	104
13:00	68	86	74	42	28	3	0	0	0	0	0	0	0	301
14:00	119	45	27	50	44	2	0	0	0	0	0	0	0	287
15:00	0	12	23	83	60	9	0	0	0	0	0	0	0	187
16:00	0	1	32	79	52	9	0	0	0	0	0	0	0	173
17:00	2	2	34	87	70	13	2	0	0	0	0	0	0	210
18:00	1	4	23	41	40	12	1	0	0	0	0	0	0	122
19:00	0	6	19	33	27	10	2	0	0	0	0	0	0	97
20:00	0	1	12	30	18	9	1	1	0	0	0	0	0	72
21:00	0	3	4	16	12	1	0	0	0	0	0	0	0	36
22:00	0	2	4	8	4	1	0	0	0	0	0	0	0	19
23:00	0	0	1	2	3	1	0	0	0	0	0	0	0	7
<b>Totals</b>	<b>604</b>	<b>397</b>	<b>401</b>	<b>708</b>	<b>505</b>	<b>96</b>	<b>10</b>	<b>2</b>						<b>2723</b>
<b>% of Totals</b>	<b>22%</b>	<b>15%</b>	<b>15%</b>	<b>26%</b>	<b>19%</b>	<b>4%</b>	<b>0%</b>	<b>0%</b>						<b>100%</b>

<b>AM Volumes</b>	414	232	127	195	113	22	4	1	0	0	0	0	0	1108
<b>% AM</b>	15%	9%	5%	7%	4%	1%	0%	0%						41%
<b>AM Peak Hour</b>	07:00	07:00	08:00	08:00	09:00	09:00	09:00	11:00						07:00
<b>Volume</b>	394	208	40	48	30	9	2	1						640
<b>PM Volumes</b>	190	165	274	513	392	74	6	1	0	0	0	0	0	1615
<b>% PM</b>	7%	6%	10%	19%	14%	3%	0%	0%						59%
<b>PM Peak Hour</b>	14:00	13:00	13:00	17:00	17:00	17:00	17:00	20:00						13:00
<b>Volume</b>	119	86	74	87	70	13	2	1						301

Directional Peak Periods		AM 7-9		NOON 12-2		PM 4-6		Off Peak Volumes	
All Speeds		Volume	%	Volume	%	Volume	%	Volume	%
		779	↔ 29%	405	↔ 15%	383	↔ 14%	1156	↔ 42%

Street Name	Direction	Percentiles					ADT
		15th	50th	Average	85th	95th	
SE Lake Blvd	Summary	12	24	23	32	35	2723





Time	< 15	15 - 19	20 - 24	25 - 29	30 - 34	35 - 39	40 - 44	45 - 49	50 - 54	55 - 59	60 - 64	65 - 69	70 +	Total
00:00 AM	0	0	0	0	1	0	0	0	0	0	0	0	0	1
00:15	0	0	0	1	0	0	0	0	0	0	0	0	0	1
00:30	0	0	0	0	0	0	0	0	0	0	0	0	0	0
00:45	0	0	1	1	0	0	0	0	0	0	0	0	0	2
01:00	0	0	0	0	0	0	0	0	0	0	0	0	0	0
01:15	0	0	1	0	0	0	0	0	0	0	0	0	0	1
01:30	0	0	0	0	0	0	0	0	0	0	0	0	0	0
01:45	0	0	0	0	1	0	0	0	0	0	0	0	0	1
02:00	0	0	0	1	0	0	0	0	0	0	0	0	0	1
02:15	0	0	0	0	0	0	0	0	0	0	0	0	0	0
02:30	0	0	0	0	0	0	0	0	0	0	0	0	0	0
02:45	0	0	0	0	1	0	0	0	0	0	0	0	0	1
03:00	0	0	0	0	0	0	0	0	0	0	0	0	0	0
03:15	0	0	0	0	0	0	0	0	0	0	0	0	0	0
03:30	0	0	0	0	0	0	0	0	0	0	0	0	0	0
03:45	0	0	0	0	0	0	0	0	0	0	0	0	0	0
04:00	0	0	0	0	0	0	0	0	0	0	0	0	0	0
04:15	0	0	0	1	0	0	0	0	0	0	0	0	0	1
04:30	0	0	0	0	0	0	0	0	0	0	0	0	0	0
04:45	0	0	0	0	0	0	0	0	0	0	0	0	0	0
05:00	0	0	0	0	0	0	0	0	0	0	0	0	0	0
05:15	0	0	0	0	0	0	0	0	0	0	0	0	0	0
05:30	0	0	0	0	0	0	0	0	0	0	0	0	0	0
05:45	0	0	0	2	0	0	0	0	0	0	0	0	0	2
06:00	0	0	0	0	0	0	0	0	0	0	0	0	0	0
06:15	0	0	1	2	0	0	0	0	0	0	0	0	0	3
06:30	0	0	1	2	0	0	0	0	0	0	0	0	0	4
06:45	0	0	3	2	1	0	0	0	0	0	0	0	0	6
07:00	0	2	5	11	2	0	0	0	0	0	0	0	0	20
07:15	0	2	21	23	2	0	0	0	0	0	0	0	0	48
07:30	0	6	33	21	2	0	0	0	0	0	0	0	0	62
07:45	1	2	5	25	3	0	0	0	0	0	0	0	0	36
08:00	0	2	6	5	1	0	0	0	0	0	0	0	0	15
08:15	0	0	3	7	1	0	0	0	0	0	0	0	0	11
08:30	0	1	4	5	3	0	0	0	0	0	0	0	0	13
08:45	0	1	0	8	3	0	0	0	0	0	0	0	0	12
09:00	0	1	10	7	3	0	0	0	0	0	0	0	0	21
09:15	0	1	4	2	0	0	0	0	0	0	0	0	0	11
09:30	0	1	2	6	0	0	0	0	0	0	0	0	0	9
09:45	0	0	6	9	2	0	0	0	0	0	0	0	0	17
10:00	0	0	4	7	1	0	0	0	0	0	0	0	0	12
10:15	1	0	0	5	2	0	0	0	0	0	0	0	0	8
10:30	0	1	4	8	3	0	0	0	0	0	0	0	0	16
10:45	0	0	0	2	4	2	1	0	0	0	0	0	0	9
11:00	0	0	2	5	1	0	0	0	0	0	0	0	0	8
11:15	1	0	3	9	3	0	0	0	0	0	0	0	0	16
11:30	1	0	1	5	0	0	0	0	0	0	0	0	0	7
11:45	0	0	2	7	1	0	0	0	0	0	0	0	0	10
12:00 PM	0	0	2	13	3	1	0	0	0	0	0	0	0	19
12:15	0	0	5	5	1	0	0	0	0	0	0	0	0	12
12:30	0	2	1	4	0	0	0	0	0	0	0	0	0	7
12:45	0	0	4	3	3	0	0	0	0	0	0	0	0	10
13:00	0	0	2	5	4	0	0	0	0	0	0	0	0	11
13:15	0	0	4	9	2	0	0	0	0	0	0	0	0	15
13:30	0	1	12	13	2	0	0	0	0	0	0	0	0	28
13:45	0	0	10	27	3	1	0	0	0	0	0	0	0	41
14:00	0	1	7	7	2	0	0	0	0	0	0	0	0	17
14:15	1	1	5	5	2	0	0	0	0	0	0	0	0	14
14:30	0	0	6	13	2	0	0	0	0	0	0	0	0	21
14:45	0	0	3	6	2	0	0	0	0	0	0	0	0	11
15:00	0	0	0	4	5	8	1	1	0	0	0	0	0	15
15:15	0	1	5	15	2	0	0	0	0	0	0	0	0	23
15:30	0	0	4	9	1	0	0	0	0	0	0	0	0	14
15:45	0	2	2	11	5	0	0	0	0	0	0	0	0	20
16:00	0	1	3	9	4	0	0	0	0	0	0	0	0	17
16:15	0	0	9	12	0	0	0	0	0	0	0	0	0	21
16:30	0	2	1	11	2	0	0	0	0	0	0	0	0	16
16:45	0	0	5	8	5	0	0	0	0	0	0	0	0	18
17:00	1	0	10	8	1	2	0	0	0	0	0	0	0	22
17:15	0	0	3	11	2	0	0	0	0	0	0	0	0	16
17:30	0	1	7	16	2	0	0	0	0	0	0	0	0	26
17:45	0	0	5	8	4	1	0	0	0	0	0	0	0	18
18:00	0	0	2	7	8	2	0	0	0	0	0	0	0	19
18:15	0	0	6	3	2	0	0	0	0	0	0	0	0	11
18:30	0	0	9	11	0	0	0	0	0	0	0	0	0	20
18:45	0	0	7	10	0	0	0	0	0	0	0	0	0	17
19:00	1	2	4	17	1	0	0	0	0	0	0	0	0	25
19:15	0	0	7	6	1	0	0	0	0	0	0	0	0	14
19:30	0	1	5	10	0	1	0	0	0	0	0	0	0	17
19:45	1	0	4	8	1	0	0	0	0	0	0	0	0	14
20:00	0	0	1	8	2	0	0	0	0	0	0	0	0	11
20:15	0	1	10	5	1	0	0	0	0	0	0	0	0	17
20:30	0	0	3	9	3	1	0	0	0	0	0	0	0	17
20:45	0	0	3	2	1	0	0	0	0	0	0	0	0	6
21:00	0	0	4	0	0	0	0	0	0	0	0	0	0	4
21:15	0	0	1	2	2	0	0	0	0	0	0	0	0	5
21:30	0	0	0	4	0	0	0	0	0	0	0	0	0	4
21:45	0	0	0	2	1	0	0	0	0	0	0	0	0	3
22:00	0	1	2	1	0	0	0	0	0	0	0	0	0	4
22:15	0	0	0	5	2	0	0	0	0	0	0	0	0	7
22:30	0	0	2	2	0	0	0	0	0	0	0	0	0	4
22:45	0	0	2	0	0	0	0	0	0	0	0	0	0	2
23:00	0	0	0	1	1	0	0	0	0	0	0	0	0	2
23:15	0	0	0	0	1	0	0	0	0	0	0	0	0	1
23:30	0	0	3	0	0	0	0	0	0	0	0	0	0	3
23:45	0	0	0	1	0	0	0	0	0	0	0	0	0	1
<b>Totals</b>	<b>8</b>	<b>38</b>	<b>319</b>	<b>535</b>	<b>130</b>	<b>11</b>								<b>1041</b>
<b>% of Totals</b>	<b>1%</b>	<b>4%</b>	<b>31%</b>	<b>51%</b>	<b>12%</b>	<b>1%</b>								<b>100%</b>

AM Volumes	10-45	07-15	07-00	08-30	11-30									
Volume	2	13	61	89	13	2								166
% AM	0%	2%	12%	18%	4%	0%								37%
<b>PM Volumes</b>	<b>4</b>	<b>17</b>	<b>193</b>	<b>345</b>	<b>85</b>	<b>10</b>	<b>0</b>	<b>0</b>	<b>0</b>	<b>0</b>	<b>0</b>	<b>0</b>	<b>0</b>	<b>656</b>
Volume	2	13	61	89	13	2								166
% PM	0%	2%	19%	33%	8%	1%								63%
<b>PM Peak Hour</b>	<b>19:00</b>	<b>19:45</b>	<b>19:30</b>	<b>19:15</b>	<b>18:45</b>	<b>17:00</b>								<b>1335</b>
Volume	2	5	34	54	17	1								101
<b>Directional Peak Periods</b>	<b>AM 7-9</b>			<b>NOON 12-2</b>			<b>PM 4-6</b>			<b>Off Peak Volumes</b>				
All Classes	Volume	%	Volume	%	Volume	%	Volume	%	Volume	%	Volume	%		
	217	21%	143	14%	160	15%	521	50%						

Street Name	Direction	15th	50th	Average	85th	95th	ADT
SE Lake Blvd	East Bound	22	26	26	30	33	1041
SE Lake Blvd	West Bound	22	27	27	32	35	1037

Time	< 15	15 - 19	20 - 24	25 - 29	30 - 34	35 - 39	40 - 44	45 - 49	50 - 54	55 - 59	60 - 64	65 - 69	70 +	Total
00:00 AM	0	0	0	0	0	0	0	0	0	0	0	0	0	0
00:15	0	0	1	1	1	0	0	0	0	0	0	0	0	3
00:30	0	0	0	0	0	0	0	0	0	0	0	0	0	0
00:45	0	0	0	0	0	0	0	0	0	0	0	0	0	0
01:00	0	0	0	1	1	0	0	0	0	0	0	0	0	3
01:15	0	0	0	0	1	0	0	0	0	0	0	0	0	1
01:30	0	0	0	0	0	0	0	0	0	0	0	0	0	0
01:45	0	0	0	0	0	0	0	0	0	0	0	0	0	0
02:00	0	0	0	0	0	0	0	0	0	0	0	0	0	0
02:15	0	0	0	0	0	0	0	0	0	0	0	0	0	0
02:30	0	0	0	0	0	0	0	0	0	0	0	0	0	0
02:45	0	0	0	0	0	0	0	0	0	0	0	0	0	0
03:00	0	0	0	0	0	0	0	0	0	0	0	0	0	0
03:15	0	0	0	0	0	0	0	0	0	0	0	0	0	0
03:30	0	0	0	0	0	0	0	0	0	0	0	0	0	0
03:45	0	0	0	0	0	0	0	0	0	0	0	0	0	0
04:00	0	0	0	0	0	0	0	0	0	0	0	0	0	0
04:15	0	0	0	1	0	0	0	0	0	0	0	0	0	1
04:30	0	0	0	0	0	0	0	0	0	0	0	0	0	0
04:45	0	0	0	0	0	0	0	0	0	0	0	0	0	0
05:00	0	0	0	0	0	0	0	0	0	0	0	0	0	0
05:15	0	0	0	0	0	0	0	0	0	0	0	0	0	0
05:30	0	0	0	0	0	0	0	0	0	0	0	0	0	0
05:45	0	1	1	1	0	0	0	0	0	0	0	0	0	3
06:00	0	0	0	0	0	0	0	0	0	0	0	0	0	0
06:15	0	0	1	4	0	0	0	0	0	0	0	0	0	5
06:30	0	0	1	3	0	0	0	0	0	0	0	0	0	4
06:45	0	0	2	6	1	0	0	0	0	0	0	0	0	9
07:00	0	0	2	12	1	0	0	0	0	0	0	0	0	15
07:15	0	1	11	17	5	2	0	0	0	0	0	0	0	36
07:30	0	7	24	22	4	1	0	0	0	0	0	0	0	58
07:45	0	8	39	12	4	0	0	0	0	0	0	0	0	63
08:00	2	0	7	19	4	2	0	0	0	0	0	0	0	34
08:15	0	0	2	9	1	0	0	0	0	0	0	0	0	12
08:30	0	0	1	9	5	0	0	0	0	0	0	0	0	15
08:45	0	0	3	7	5	0	0	0	0	0	0	0	0	15
09:00	0	0	3	7	2	0	0	0	0	0	0	0	0	12
09:15	0	0	4	5	0	1	0	0	0	0	0	0	0	6
09:30	0	0	4	3	5	1	0	0	0	0	0	0	0	13
09:45	0	0	2	5	0	0	0	0	0	0	0	0	0	7
10:00	0	1	2	5	2	0	0	0	0	0	0	0	0	10
10:15	0	0	4	6	2	0	0	0	0	0	0	0	0	12
10:30	0	0	2	4	1	0	0	0	0	0	0	0	0	7
10:45	0	1	2	4	1	0	0	0	0	0	0	0	0	8
11:00	0	2	1	2	2	0	0	0	0	0	0	0	0	7
11:15	0	0	2	3	1	0	0	0	0	0	0	0	0	6
11:30	0	1	1	5	4	2	0	0	0	0	0	0	0	13
11:45	0	0	1	9	4	0	0	0	0	0	0	0	0	14
12:00 PM	0	0	3	4	3	1	0	0	0	0	0	0	0	11
12:15	0	0	3	6	4	0	0	0	0	0	0	0	0	13
12:30	0	0	2	3	4	0	0	0	0	0	0	0	0	9
12:45	0	0	1	12	1	0	0	0	0	0	0	0	0	14
13:00	0	0	1	5	4	1	0	0	0	0	0	0	0	11
13:15	0	1	2	3	3	3	0	0	0	0	0	0	0	12
13:30	0	0	4	4	5	1	0	0	0	0	0	0	0	14
13:45	0	1	12	13	3	1	0	0	0	0	0	0	0	30
14:00	2	7	27	9	2	0	0	0	0	0	0	0	0	47
14:15	0	3	11	13	5	0	0	0	0	0	0	0	0	32
14:30	0	0	1	5	4	0	0	0	0	0	0	0	0	10
14:45	0	0	2	6	2	1	0	0	0	0	0	0	0	11
15:00	0	0	0	13	3	1	0	0	0	0	0	0	0	26
15:15	0	0	2	3	6	1	0	0	0	0	0	0	0	12
15:30	1	1	4	3	0	3	0	0	0	0	0	0	0	12
15:45	0	0	4	9	2	0	0	0	0	0	0	0	0	15
16:00	0	0	3	9	3	0	0	0	0	0	0	0	0	15
16:15	0	1	6	15	2	1	0	0	0	0	0	0	0	25
16:30	0	1	2	14	4	0	0	0	0	0	0	0	0	21
16:45	0	0	6	7	4	1	0	0	0	0	0	0	0	18
17:00	0	0	5	4	6	0	0	0	0	0	0	0	0	15
17:15	0	1	2	11	2	0	0	0	0	0	0	0	0	16
17:30	0	0	5	11	4	1	0	0	0	0	0	0	0	21
17:45	0	0	9	15	3	0	0	0	0	0	0	0	0	27
18:00	0	0	1	6	7	0	0	0	0	0	0	0	0	14
18:15	0	0	2	4	8	1	0	0	0	0	0	0	0	15
18:30	0	1	5	10	3	2	0	0	0	0	0	0	0	21
18:45	0	0	2	9	1	0	0	0	0	0	0	0	0	12
19:00	0	0	3	4	7	3	1	1	0	0	0	0	0	19
19:15	0	0	6	3	0	1	0	0	0	0	0	0	0	10
19:30	0	3	7	5	0	1	0	0	0	0	0	0	0	16
19:45	0	0	4	12	5	0	0	0	0	0	0	0	0	21
20:00	0	0	0	3	0	0	0	0	0	0	0	0	0	3
20:15	0	0	2	6	3	0	1	0	0	0	0	0	0	12
20:30	0	0	3	5	4	2	0	0	0	0	0	0	0	10
20:45	0	0	1	1	2	0	0	0	0	0	0	0	0	4
21:00	0	1	3	1	0	0	0	0	0	0	0	0	0	5
21:15	0	1	0	3	1	0	0	0	0	0	0	0	0	5
21:30	0	1	1	2	3	0	0	0	0	0	0	0	0	7
21:45	0	2	3	1	3	0	0	0	0	0	0	0	0	7
22:00	0	0	1	2	1	0	1	0	0	0	0	0	0	5
22:15	0	0	1	2	1	0	0	0	0	0	0	0	0	4
22:30	0	0	1	6	1	0	0	0	0	0	0	0	0	8
22:45	0	0	1	1	2	0	0	0	0	0	0	0	0	4
23:00	0	0	1	1	0	0	0	0	0	0	0	0	0	2
23:15	0	0	1	0	0	0	0	0	0	0	0	0	0	1
23:30	0	1	0	0	0	0	0	0	0	0	0	0	0	1
23:45	0	0	0	0	2	0	0	0	0	0	0	0	0	2
<b>Totals</b>	<b>5</b>	<b>51</b>	<b>294</b>	<b>468</b>	<b>185</b>	<b>31</b>	<b>3</b>							<b>1037</b>
<b>% of Totals</b>	<b>0%</b>	<b>5%</b>	<b>28%</b>	<b>45%</b>	<b>18%</b>	<b>3%</b>	<b>0%</b>							<b>100%</b>

Directional Peak Periods	AM 7-9		NOON 12-2		PM 4-6		Off Peak Volumes	
All Classes	Volume	%	Volume	%	Volume	%	Volume	%
	248	24%	114	11%	158	15%	517	50%

Street Name	Direction	15th	50th	Average	85th	95th	ADT
SE Lake Blvd	East Bound	22	26	26	30	33	1041
SE Lake Blvd	West Bound	22	27	27	32	35	1037

Summary

Time	< 15	15 - 19	20 - 24	25 - 29	30 - 34	35 - 39	40 - 44	45 - 49	50 - 54	55 - 59	60 - 64	65 - 69	70 +	Total
00:00 AM	0	0	0	0	1	0	0	0	0	0	0	0	0	1
00:15	0	0	1	2	1	0	0	0	0	0	0	0	0	4
00:30	0	0	0	0	0	0	0	0	0	0	0	0	0	0
00:45	0	0	1	1	0	0	0	0	0	0	0	0	0	2
01:00	0	0	1	1	1	0	0	0	0	0	0	0	0	3
01:15	0	0	1	0	1	0	0	0	0	0	0	0	0	2
01:30	0	0	0	0	0	0	0	0	0	0	0	0	0	0
01:45	0	0	0	0	1	0	0	0	0	0	0	0	0	1
02:00	0	0	0	1	0	0	0	0	0	0	0	0	0	1
02:15	0	0	0	0	0	0	0	0	0	0	0	0	0	0
02:30	0	0	0	0	0	0	0	0	0	0	0	0	0	0
02:45	0	0	0	0	1	0	0	0	0	0	0	0	0	1
03:00	0	0	0	0	0	0	0	0	0	0	0	0	0	0
03:15	0	0	0	0	0	0	0	0	0	0	0	0	0	0
03:30	0	0	0	0	0	0	0	0	0	0	0	0	0	0
03:45	0	0	0	0	0	0	0	0	0	0	0	0	0	0
04:00	0	0	0	0	0	0	0	0	0	0	0	0	0	0
04:15	0	0	0	2	0	0	0	0	0	0	0	0	0	2
04:30	0	0	0	0	0	0	0	0	0	0	0	0	0	0
04:45	0	0	0	0	0	0	0	0	0	0	0	0	0	0
05:00	0	0	0	0	0	0	0	0	0	0	0	0	0	0
05:15	0	0	0	0	0	0	0	0	0	0	0	0	0	0
05:30	0	0	0	0	0	0	0	0	0	0	0	0	0	0
05:45	0	1	1	3	0	0	0	0	0	0	0	0	0	5
06:00	0	0	0	0	0	0	0	0	0	0	0	0	0	0
06:15	0	0	2	6	0	0	0	0	0	0	0	0	0	8
06:30	0	0	2	4	2	0	0	0	0	0	0	0	0	8
06:45	0	0	5	8	2	0	0	0	0	0	0	0	0	15
07:00	0	2	7	23	3	0	0	0	0	0	0	0	0	35
07:15	0	3	32	40	7	2	0	0	0	0	0	0	0	84
07:30	0	13	57	43	6	1	0	0	0	0	0	0	0	120
07:45	1	10	44	37	7	0	0	0	0	0	0	0	0	99
08:00	2	3	13	24	5	2	0	0	0	0	0	0	0	49
08:15	0	0	5	16	2	0	0	0	0	0	0	0	0	23
08:30	0	1	5	14	8	0	0	0	0	0	0	0	0	28
08:45	0	1	3	15	8	0	0	0	0	0	0	0	0	27
09:00	0	1	13	14	5	0	0	0	0	0	0	0	0	33
09:15	0	1	4	7	1	1	0	0	0	0	0	0	0	17
09:30	0	1	6	9	5	1	0	0	0	0	0	0	0	22
09:45	0	0	8	14	2	0	0	0	0	0	0	0	0	24
10:00	0	1	6	12	3	0	0	0	0	0	0	0	0	22
10:15	1	0	4	11	4	0	0	0	0	0	0	0	0	20
10:30	0	1	6	12	4	0	0	0	0	0	0	0	0	23
10:45	0	1	4	8	3	1	0	0	0	0	0	0	0	17
11:00	0	2	3	7	3	0	0	0	0	0	0	0	0	15
11:15	1	0	5	12	4	0	0	0	0	0	0	0	0	22
11:30	1	1	2	10	4	2	0	0	0	0	0	0	0	20
11:45	0	0	3	16	5	0	0	0	0	0	0	0	0	24
12:00 PM	0	0	5	17	6	2	0	0	0	0	0	0	0	30
12:15	0	0	8	11	5	1	0	0	0	0	0	0	0	25
12:30	0	2	3	7	4	0	0	0	0	0	0	0	0	16
12:45	0	0	5	15	4	0	0	0	0	0	0	0	0	24
13:00	0	0	3	10	8	1	0	0	0	0	0	0	0	22
13:15	0	1	6	12	5	3	0	0	0	0	0	0	0	27
13:30	0	1	16	17	7	1	0	0	0	0	0	0	0	42
13:45	0	1	22	40	6	2	0	0	0	0	0	0	0	71
14:00	2	8	34	16	4	0	0	0	0	0	0	0	0	64
14:15	1	4	16	18	7	0	0	0	0	0	0	0	0	46
14:30	0	0	7	18	6	0	0	0	0	0	0	0	0	31
14:45	0	0	5	12	4	1	0	0	0	0	0	0	0	22
15:00	0	0	14	21	4	2	0	0	0	0	0	0	0	41
15:15	0	1	7	18	8	1	0	0	0	0	0	0	0	35
15:30	1	1	8	12	1	3	0	0	0	0	0	0	0	26
15:45	0	2	6	20	7	0	0	0	0	0	0	0	0	35
16:00	0	1	6	18	7	0	0	0	0	0	0	0	0	32
16:15	0	1	15	27	8	1	0	0	0	0	0	0	0	52
16:30	0	3	3	25	6	0	0	0	0	0	0	0	0	37
16:45	0	0	11	15	9	1	0	0	0	0	0	0	0	36
17:00	1	0	15	12	7	2	0	0	0	0	0	0	0	37
17:15	0	1	5	22	4	0	0	0	0	0	0	0	0	32
17:30	0	1	12	27	6	1	0	0	0	0	0	0	0	47
17:45	0	0	14	23	7	1	0	0	0	0	0	0	0	45
18:00	0	0	3	13	15	2	0	0	0	0	0	0	0	33
18:15	0	0	8	7	10	1	0	0	0	0	0	0	0	26
18:30	0	1	14	21	3	2	0	0	0	0	0	0	0	41
18:45	0	0	9	19	1	0	0	0	0	0	0	0	0	29
19:00	1	5	48	24	4	1	1	0	0	0	0	0	0	44
19:15	0	0	13	9	1	1	0	0	0	0	0	0	0	24
19:30	0	4	12	15	0	2	0	0	0	0	0	0	0	33
19:45	1	0	8	20	6	0	0	0	0	0	0	0	0	35
20:00	0	0	1	11	2	0	0	0	0	0	0	0	0	14
20:15	0	1	12	11	4	0	1	0	0	0	0	0	0	29
20:30	0	1	6	13	4	0	0	0	0	0	0	0	0	17
20:45	0	0	4	3	3	0	0	0	0	0	0	0	0	10
21:00	0	1	7	1	0	0	0	0	0	0	0	0	0	9
21:15	0	1	5	3	0	0	0	0	0	0	0	0	0	10
21:30	0	1	1	6	3	0	0	0	0	0	0	0	0	11
21:45	0	2	3	3	4	0	0	0	0	0	0	0	0	10
22:00	0	1	3	3	1	0	1	0	0	0	0	0	0	9
22:15	0	0	1	7	3	0	0	0	0	0	0	0	0	11
22:30	0	0	3	8	1	0	0	0	0	0	0	0	0	12
22:45	0	0	3	1	2	0	0	0	0	0	0	0	0	6
23:00	0	0	1	2	1	0	0	0	0	0	0	0	0	4
23:15	0	0	1	1	0	0	0	0	0	0	0	0	0	2
23:30	0	1	3	0	0	0	0	0	0	0	0	0	0	4
23:45	0	0	0	1	2	0	0	0	0	0	0	0	0	3
<b>Totals</b>	<b>13</b>	<b>88</b>	<b>613</b>	<b>1003</b>	<b>315</b>	<b>42</b>	<b>3</b>							<b>2078</b>
<b>% of Totals</b>	<b>1%</b>	<b>4%</b>	<b>29%</b>	<b>48%</b>	<b>15%</b>	<b>2%</b>	<b>0%</b>							<b>100%</b>

Directional Peak Periods	AM 7-9	NOON 12-2	PM 4-6	Off Peak Volumes
All Classes	Volume 465	Volume 257	Volume 318	Volume 1038
	% 22%	% 12%	% 15%	% 50%

Street Name	Direction	15th	50th	Average	85th	95th	ADT
SE Lake Blvd	Summary	22	27	26	31	34	2078

# SPEED

## SE Lake Blvd E/O Stonebridge Pkwy

Day: Tuesday  
Date: 5/23/2023

City: Hollywood  
Project #: FL23\_140259\_036e

### East Bound

Time	< 15	15 - 19	20 - 24	25 - 29	30 - 34	35 - 39	40 - 44	45 - 49	50 - 54	55 - 59	60 - 64	65 - 69	70 +	Total
00:00 AM	0	0	1	2	1	0	0	0	0	0	0	0	0	4
01:00	0	0	1	0	1	0	0	0	0	0	0	0	0	2
02:00	0	0	0	1	1	0	0	0	0	0	0	0	0	2
03:00	0	0	0	0	0	0	0	0	0	0	0	0	0	0
04:00	0	0	0	1	0	0	0	0	0	0	0	0	0	1
05:00	0	0	0	2	0	0	0	0	0	0	0	0	0	2
06:00	0	0	5	5	3	0	0	0	0	0	0	0	0	13
07:00	1	12	64	80	9	0	0	0	0	0	0	0	0	166
08:00	0	5	13	25	8	0	0	0	0	0	0	0	0	51
09:00	0	3	22	24	9	0	0	0	0	0	0	0	0	58
10:00	1	1	10	24	8	1	0	0	0	0	0	0	0	45
11:00	2	0	8	26	5	0	0	0	0	0	0	0	0	41
12:00 PM	0	2	12	25	7	2	0	0	0	0	0	0	0	48
13:00	0	1	28	54	11	1	0	0	0	0	0	0	0	95
14:00	1	2	21	31	8	0	0	0	0	0	0	0	0	63
15:00	0	3	16	43	9	1	0	0	0	0	0	0	0	72
16:00	0	3	18	40	17	0	0	0	0	0	0	0	0	78
17:00	1	1	25	43	9	3	0	0	0	0	0	0	0	82
18:00	0	0	24	31	10	2	0	0	0	0	0	0	0	67
19:00	2	3	20	41	3	1	0	0	0	0	0	0	0	70
20:00	0	1	17	18	5	0	0	0	0	0	0	0	0	41
21:00	0	0	5	8	3	0	0	0	0	0	0	0	0	16
22:00	0	1	6	8	2	0	0	0	0	0	0	0	0	17
23:00	0	0	3	3	1	0	0	0	0	0	0	0	0	7
<b>Totals</b>	<b>8</b>	<b>38</b>	<b>319</b>	<b>535</b>	<b>130</b>	<b>11</b>								<b>1041</b>
<b>% of Totals</b>	<b>1%</b>	<b>4%</b>	<b>31%</b>	<b>51%</b>	<b>12%</b>	<b>1%</b>								<b>100%</b>

<b>AM Volumes</b>	4	21	124	190	45	1	0	0	0	0	0	0	0	385
<b>% AM</b>	0%	2%	12%	18%	4%	0%								37%
<b>AM Peak Hour</b>	11:00	07:00	07:00	07:00	07:00	10:00								07:00
<b>Volume</b>	2	12	64	80	9	1								166
<b>PM Volumes</b>	4	17	195	345	85	10	0	0	0	0	0	0	0	656
<b>% PM</b>	0%	2%	19%	33%	8%	1%								63%
<b>PM Peak Hour</b>	19:00	15:00	13:00	13:00	16:00	17:00								13:00
<b>Volume</b>	2	3	28	54	17	3								95

Directional Peak Periods All Speeds	AM 7-9		NOON 12-2		PM 4-6		Off Peak Volumes	
	Volume	%	Volume	%	Volume	%	Volume	%
	217	↔ 21%	143	↔ 14%	160	↔ 15%	521	↔ 50%

Street Name	Direction	Percentiles					ADT
		15th	50th	Average	85th	95th	
SE Lake Blvd	East Bound	22	26	26	30	33	1041
SE Lake Blvd	West Bound	22	27	27	32	35	1037



# SPEED

## SE Lake Blvd E/O Stonebridge Pkwy

Day: Tuesday  
Date: 5/23/2023

City: Hollywood  
Project #: FL23\_140259\_036w

### West Bound

Time	< 15	15 - 19	20 - 24	25 - 29	30 - 34	35 - 39	40 - 44	45 - 49	50 - 54	55 - 59	60 - 64	65 - 69	70 +	Total
00:00 AM	0	0	1	1	1	0	0	0	0	0	0	0	0	3
01:00	0	0	1	1	2	0	0	0	0	0	0	0	0	4
02:00	0	0	0	0	0	0	0	0	0	0	0	0	0	0
03:00	0	0	0	0	0	0	0	0	0	0	0	0	0	0
04:00	0	0	0	1	0	0	0	0	0	0	0	0	0	1
05:00	0	1	1	1	0	0	0	0	0	0	0	0	0	3
06:00	0	0	4	13	1	0	0	0	0	0	0	0	0	18
07:00	0	16	76	63	14	3	0	0	0	0	0	0	0	172
08:00	2	0	13	44	15	2	0	0	0	0	0	0	0	76
09:00	0	0	9	20	7	2	0	0	0	0	0	0	0	38
10:00	0	2	10	19	6	0	0	0	0	0	0	0	0	37
11:00	0	3	5	19	11	2	0	0	0	0	0	0	0	40
12:00 PM	0	0	9	25	12	1	0	0	0	0	0	0	0	47
13:00	0	2	19	25	15	6	0	0	0	0	0	0	0	67
14:00	2	10	41	33	13	1	0	0	0	0	0	0	0	100
15:00	1	1	19	28	11	5	0	0	0	0	0	0	0	65
16:00	0	2	17	45	13	2	0	0	0	0	0	0	0	79
17:00	0	1	21	41	15	1	0	0	0	0	0	0	0	79
18:00	0	1	10	29	19	3	0	0	0	0	0	0	0	62
19:00	0	6	21	27	8	3	1	0	0	0	0	0	0	66
20:00	0	0	6	14	8	0	1	0	0	0	0	0	0	29
21:00	0	5	5	7	7	0	0	0	0	0	0	0	0	24
22:00	0	0	4	11	5	0	1	0	0	0	0	0	0	21
23:00	0	1	2	1	2	0	0	0	0	0	0	0	0	6
<b>Totals</b>	<b>5</b>	<b>51</b>	<b>294</b>	<b>468</b>	<b>185</b>	<b>31</b>	<b>3</b>							<b>1037</b>
<b>% of Totals</b>	<b>0%</b>	<b>5%</b>	<b>28%</b>	<b>45%</b>	<b>18%</b>	<b>3%</b>	<b>0%</b>							<b>100%</b>

<b>AM Volumes</b>	2	22	120	182	57	9	0	0	0	0	0	0	0	392
<b>% AM</b>	0%	2%	12%	18%	5%	1%								38%
<b>AM Peak Hour</b>	08:00	07:00	07:00	07:00	08:00	07:00								07:00
<b>Volume</b>	2	16	76	63	15	3								172
<b>PM Volumes</b>	3	29	174	286	128	22	3	0	0	0	0	0	0	645
<b>% PM</b>	0%	3%	17%	28%	12%	2%	0%							62%
<b>PM Peak Hour</b>	14:00	14:00	14:00	16:00	18:00	13:00	19:00							14:00
<b>Volume</b>	2	10	41	45	19	6	1							100

Directional Peak Periods All Speeds	AM 7-9		NOON 12-2		PM 4-6		Off Peak Volumes	
	Volume	%	Volume	%	Volume	%	Volume	%
	248	↔ 24%	114	↔ 11%	158	↔ 15%	517	↔ 50%

Street Name	Direction	Percentiles					ADT
		15th	50th	Average	85th	95th	
SE Lake Blvd	East Bound	22	26	26	30	33	1041
SE Lake Blvd	West Bound	22	27	27	32	35	1037

# SPEED

## SE Lake Blvd E/O Stonebridge Pkwy

Day: Tuesday  
Date: 5/23/2023

City: Hollywood  
Project #: FL23\_140259\_036

### Summary

Time	< 15	15 - 19	20 - 24	25 - 29	30 - 34	35 - 39	40 - 44	45 - 49	50 - 54	55 - 59	60 - 64	65 - 69	70 +	Total
00:00 AM	0	0	2	3	2	0	0	0	0	0	0	0	0	7
01:00	0	0	2	1	3	0	0	0	0	0	0	0	0	6
02:00	0	0	0	1	1	0	0	0	0	0	0	0	0	2
03:00	0	0	0	0	0	0	0	0	0	0	0	0	0	0
04:00	0	0	0	2	0	0	0	0	0	0	0	0	0	2
05:00	0	1	1	3	0	0	0	0	0	0	0	0	0	5
06:00	0	0	9	18	4	0	0	0	0	0	0	0	0	31
07:00	1	28	140	143	23	3	0	0	0	0	0	0	0	338
08:00	2	5	26	69	23	2	0	0	0	0	0	0	0	127
09:00	0	3	31	44	16	2	0	0	0	0	0	0	0	96
10:00	1	3	20	43	14	1	0	0	0	0	0	0	0	82
11:00	2	3	13	45	16	2	0	0	0	0	0	0	0	81
12:00 PM	0	2	21	50	19	3	0	0	0	0	0	0	0	95
13:00	0	3	47	79	26	7	0	0	0	0	0	0	0	162
14:00	3	12	62	64	21	1	0	0	0	0	0	0	0	163
15:00	1	4	35	71	20	6	0	0	0	0	0	0	0	137
16:00	0	5	35	85	30	2	0	0	0	0	0	0	0	157
17:00	1	2	46	84	24	4	0	0	0	0	0	0	0	161
18:00	0	1	34	60	29	5	0	0	0	0	0	0	0	129
19:00	2	9	41	68	11	4	1	0	0	0	0	0	0	136
20:00	0	1	23	32	13	0	1	0	0	0	0	0	0	70
21:00	0	5	10	15	10	0	0	0	0	0	0	0	0	40
22:00	0	1	10	19	7	0	1	0	0	0	0	0	0	38
23:00	0	1	5	4	3	0	0	0	0	0	0	0	0	13
<b>Totals</b>	<b>13</b>	<b>89</b>	<b>613</b>	<b>1003</b>	<b>315</b>	<b>42</b>	<b>3</b>							<b>2078</b>
<b>% of Totals</b>	1%	4%	29%	48%	15%	2%	0%							100%

<b>AM Volumes</b>	6	43	244	372	102	10	0	0	0	0	0	0	0	777
<b>% AM</b>	0%	2%	12%	18%	5%	0%								37%
<b>AM Peak Hour</b>	08:00	07:00	07:00	07:00	07:00	07:00								07:00
<b>Volume</b>	2	28	140	143	23	3								338
<b>PM Volumes</b>	7	46	369	631	213	32	3	0	0	0	0	0	0	1301
<b>% PM</b>	0%	2%	18%	30%	10%	2%	0%							63%
<b>PM Peak Hour</b>	14:00	14:00	14:00	16:00	16:00	13:00	19:00							14:00
<b>Volume</b>	3	12	62	85	30	7	1							163
<b>Directional Peak Periods All Speeds</b>			<b>AM 7-9</b>				<b>NOON 12-2</b>				<b>PM 4-6</b>		<b>Off Peak Volumes</b>	
			Volume		%	Volume		%	Volume		%	Volume		%
			465	↔	22%	257	↔	12%	318	↔	15%	1038	↔	50%

Street Name	Direction	Percentiles					
		15th	50th	Average	85th	95th	ADT
SE Lake Blvd	Summary	22	27	26	31	34	2078

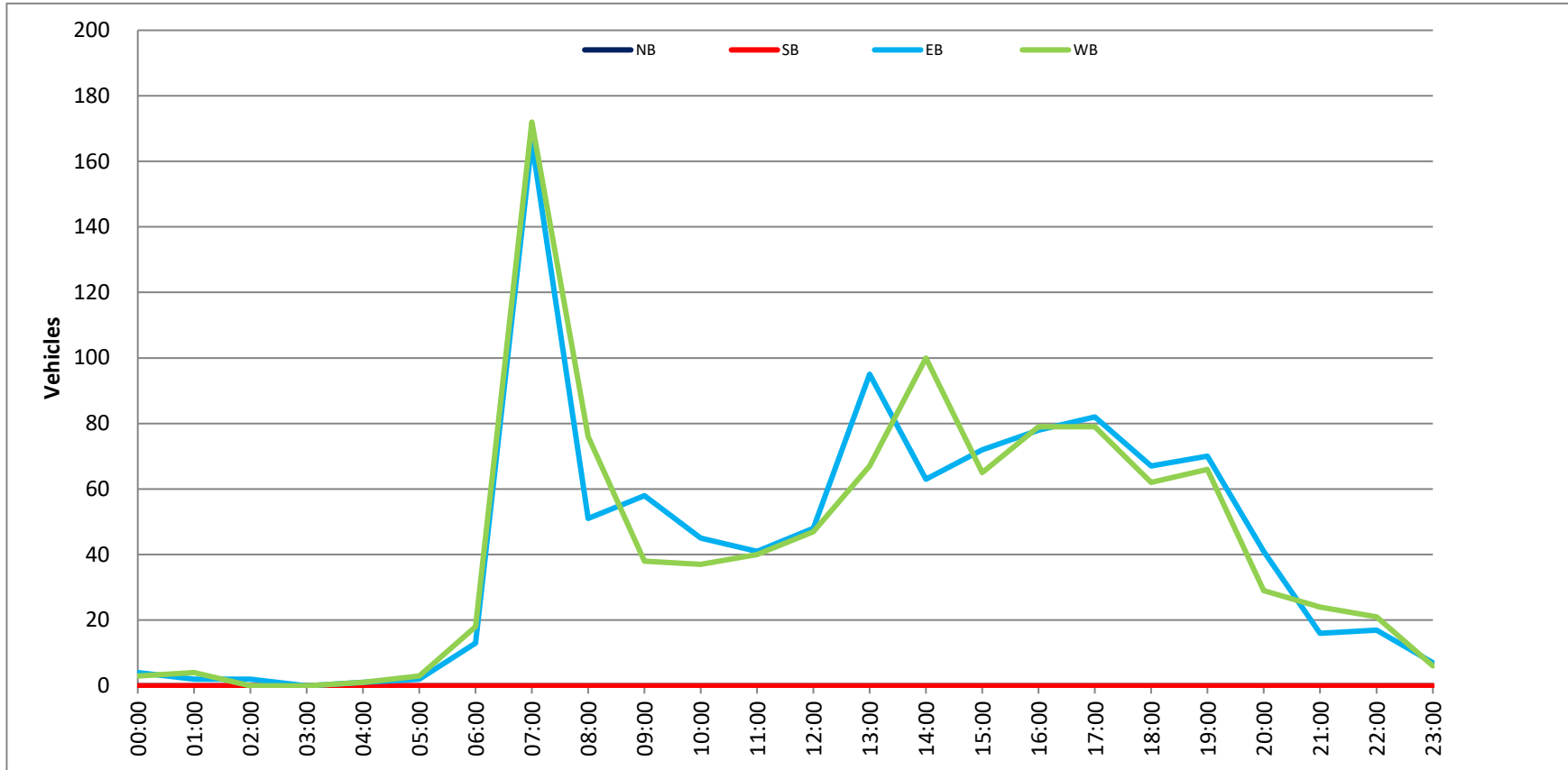
**VOLUME**

SE Lake Blvd E/O Stonebridge Pkwy

Day: Tuesday  
Date: 5/23/2023

City: Hollywood  
Project #: FL23\_140259\_036

DAILY TOTALS										NB		SB		EB		WB		TOTAL	
DAILY TOTALS										0		0		1,041		1,037		2,078	
DAILY TOTALS										0		0		1,041		1,037		2,078	
AM Period	NB	SB	EB	WB	TOTAL	PMI Period	NB	SB	EB	WB	TOTAL								
00:00	0	0	1	0	1	12:00	0	0	19	11	30								
00:15	0	0	1	3	4	12:15	0	0	12	13	25								
00:30	0	0	0	0	0	12:30	0	0	7	9	16								
00:45	0	0	2	4	7	12:45	0	0	10	48	24								
01:00	0	0	0	3	3	13:00	0	0	11	11	22								
01:15	0	0	1	1	2	13:15	0	0	15	12	27								
01:30	0	0	0	0	0	13:30	0	0	28	14	42								
01:45	0	0	1	2	6	13:45	0	0	41	95	71								
02:00	0	0	1	0	1	14:00	0	0	17	47	64								
02:15	0	0	0	0	0	14:15	0	0	14	32	46								
02:30	0	0	0	0	0	14:30	0	0	21	10	31								
02:45	0	0	1	2	2	14:45	0	0	11	63	22								
03:00	0	0	0	0	0	15:00	0	0	15	26	41								
03:15	0	0	0	0	0	15:15	0	0	23	12	35								
03:30	0	0	0	0	0	15:30	0	0	14	12	26								
03:45	0	0	0	0	0	15:45	0	0	20	72	35								
04:00	0	0	0	0	0	16:00	0	0	17	15	32								
04:15	0	0	1	1	2	16:15	0	0	27	25	52								
04:30	0	0	0	0	0	16:30	0	0	16	21	37								
04:45	0	0	0	1	2	16:45	0	0	18	78	36								
05:00	0	0	0	0	0	17:00	0	0	22	15	37								
05:15	0	0	0	0	0	17:15	0	0	16	16	32								
05:30	0	0	0	0	0	17:30	0	0	26	21	47								
05:45	0	0	2	2	5	17:45	0	0	18	82	45								
06:00	0	0	0	0	0	18:00	0	0	19	14	33								
06:15	0	0	3	5	8	18:15	0	0	11	15	26								
06:30	0	0	4	4	8	18:30	0	0	20	21	41								
06:45	0	0	6	9	15	18:45	0	0	17	67	29								
07:00	0	0	20	15	35	19:00	0	0	25	19	44								
07:15	0	0	48	36	84	19:15	0	0	14	10	24								
07:30	0	0	62	58	120	19:30	0	0	17	16	33								
07:45	0	0	36	63	99	19:45	0	0	14	70	35								
08:00	0	0	15	34	49	20:00	0	0	11	3	14								
08:15	0	0	11	12	23	20:15	0	0	17	12	29								
08:30	0	0	13	15	28	20:30	0	0	7	10	17								
08:45	0	0	12	15	27	20:45	0	0	6	41	10								
09:00	0	0	21	12	33	21:00	0	0	4	5	9								
09:15	0	0	11	6	17	21:15	0	0	5	5	10								
09:30	0	0	9	13	22	21:30	0	0	4	7	11								
09:45	0	0	17	58	75	21:45	0	0	3	16	19								
10:00	0	0	12	10	22	22:00	0	0	4	5	9								
10:15	0	0	8	12	20	22:15	0	0	7	4	11								
10:30	0	0	16	7	23	22:30	0	0	4	8	12								
10:45	0	0	9	8	37	22:45	0	0	2	17	6								
11:00	0	0	8	7	15	23:00	0	0	2	2	4								
11:15	0	0	16	6	22	23:15	0	0	1	1	2								
11:30	0	0	7	13	20	23:30	0	0	3	1	4								
11:45	0	0	10	14	40	23:45	0	0	7	2	6								
TOTALS			385	392	777	TOTALS			656	645	1301								
SPLIT %			49.5%	50.5%	37.4%	SPLIT %			50.4%	49.6%	62.6%								
<b>DAILY TOTALS</b>										<b>NB</b>		<b>SB</b>		<b>EB</b>		<b>WB</b>		<b>Total</b>	
<b>DAILY TOTALS</b>										<b>0</b>		<b>0</b>		<b>1,041</b>		<b>1,037</b>		<b>2,078</b>	
<b>DAILY TOTALS</b>										<b>0</b>		<b>0</b>		<b>1,041</b>		<b>1,037</b>		<b>2,078</b>	
AM Peak Hour	07:00	07:15	07:15	07:15	07:15	PMI Peak Hour	13:15	13:30	13:30	13:30	13:30								
AM Pk Volume	166	191	352	352	352	PMI Pk Volume	101	123	123	123	223								
Pk Hr Factor	0.669	0.758	0.733	0.733	0.733	Pk Hr Factor	0.616	0.654	0.654	0.654	0.785								
7 - 9 Volume	0	0	0	0	465	4 - 6 Volume	0	0	0	158	318								
7 - 9 Peak Hour	07:00	07:15	07:15	07:15	07:15	4 - 6 Peak Hour	16:15	16:15	16:15	16:00	16:15								
7 - 9 Pk Volume	166	191	352	352	352	4 - 6 Pk Volume	83	83	79	79	162								
Pk Hr Factor	0.669	0.738	0.733	0.733	0.733	Pk Hr Factor	0.629	0.629	0.629	0.790	0.779								





Time	< 15	15 - 19	20 - 24	25 - 29	30 - 34	35 - 39	40 - 44	45 - 49	50 - 54	55 - 59	60 - 64	65 - 69	70 +	Total
00:00 AM	0	0	1	1	0	0	0	0	0	0	0	0	0	2
00:15	0	0	0	0	0	0	0	0	0	0	0	0	0	0
00:30	1	0	0	0	0	0	0	0	0	0	0	0	0	1
00:45	0	0	0	0	0	0	0	0	0	0	0	0	0	0
01:00	0	0	0	0	0	0	0	0	0	0	0	0	0	0
01:15	0	0	1	0	0	0	0	0	0	0	0	0	0	1
01:30	0	0	0	0	0	1	0	0	0	0	0	0	0	1
01:45	0	0	2	0	0	0	0	0	0	0	0	0	0	2
02:00	0	0	0	0	0	0	0	0	0	0	0	0	0	0
02:15	0	0	0	0	0	0	0	0	0	0	0	0	0	0
02:30	0	0	0	0	0	0	0	0	0	0	0	0	0	0
02:45	0	0	0	0	0	0	0	0	0	0	0	0	0	0
03:00	0	0	0	0	0	0	0	0	0	0	0	0	0	0
03:15	0	0	0	0	0	0	0	0	0	0	0	0	0	0
03:30	1	0	0	0	0	0	0	0	0	0	0	0	0	1
03:45	0	0	0	0	0	0	0	0	0	0	0	0	0	0
04:00	0	0	0	0	0	0	0	0	0	0	0	0	0	0
04:15	0	0	0	0	0	0	0	0	0	0	0	0	0	0
04:30	0	0	0	0	0	0	0	0	0	0	0	0	0	0
04:45	0	0	0	0	0	0	0	0	0	0	0	0	0	0
05:00	0	0	0	0	0	0	0	0	0	0	0	0	0	0
05:15	1	0	3	1	1	0	0	0	0	0	0	0	0	3
05:30	0	0	0	2	0	0	0	0	0	0	0	0	0	2
05:45	0	1	1	0	1	0	0	0	0	0	0	0	0	3
06:00	0	0	0	1	0	0	0	0	0	0	0	0	0	1
06:15	0	1	0	0	2	1	0	0	0	0	0	0	0	4
06:30	0	0	0	2	4	0	0	0	0	0	0	0	0	6
06:45	0	1	4	2	0	0	0	0	0	0	0	0	0	7
07:00	1	1	4	5	5	0	0	0	0	0	0	0	0	16
07:15	0	3	15	11	3	2	0	0	0	0	0	0	0	34
07:30	0	7	23	19	3	0	0	0	0	0	0	0	0	52
07:45	0	8	27	25	2	0	0	0	0	0	0	0	0	62
08:00	2	0	16	13	4	1	0	0	0	0	0	0	0	36
08:15	0	1	3	4	5	0	0	0	0	0	0	0	0	13
08:30	0	0	4	5	3	0	0	0	0	0	0	0	0	12
08:45	0	0	5	8	3	0	0	0	0	0	0	0	0	16
09:00	0	0	2	4	5	0	0	0	0	0	0	0	0	11
09:15	0	0	2	6	2	0	0	0	0	0	0	0	0	10
09:30	0	0	7	1	1	0	0	0	0	0	0	0	0	10
09:45	0	0	0	6	0	0	0	0	0	0	0	0	0	6
10:00	0	0	1	8	1	0	0	0	0	0	0	0	0	10
10:15	0	0	4	1	2	0	0	0	0	0	0	0	0	7
10:30	0	0	1	2	0	0	0	0	0	0	0	0	0	3
10:45	0	0	1	6	2	0	0	0	0	0	0	0	0	9
11:00	0	0	1	5	3	0	0	0	0	0	0	0	0	9
11:15	0	0	3	5	1	0	0	0	0	0	0	0	0	9
11:30	0	1	3	5	5	1	0	0	0	0	0	0	0	15
11:45	0	0	1	8	4	0	0	0	0	0	0	0	0	13
12:00 PM	0	1	2	6	0	0	0	0	0	0	0	0	0	10
12:15	0	0	2	8	4	1	0	0	0	0	0	0	0	15
12:30	0	0	4	6	2	0	0	0	0	0	0	0	0	12
12:45	0	0	2	2	1	0	1	0	0	0	0	0	0	6
13:00	0	0	2	3	3	0	0	0	0	0	0	0	0	8
13:15	0	0	2	5	3	0	0	0	0	0	0	0	0	10
13:30	4	3	2	1	1	0	0	0	0	0	0	0	0	11
13:45	0	9	14	8	1	0	0	0	0	0	0	0	0	32
14:00	1	8	11	19	3	1	0	0	0	0	0	0	0	43
14:15	0	1	12	9	7	0	0	0	0	0	0	0	0	29
14:30	1	1	2	10	2	0	0	0	0	0	0	0	0	16
14:45	1	0	4	6	2	0	1	0	0	0	0	0	0	14
15:00	0	2	10	4	1	0	0	0	0	0	0	0	0	17
15:15	0	1	5	8	2	1	0	0	0	0	0	0	0	17
15:30	0	0	3	6	1	0	0	0	0	0	0	0	0	10
15:45	1	0	3	9	2	0	0	0	0	0	0	0	0	15
16:00	0	0	2	12	5	0	0	0	0	0	0	0	0	19
16:15	1	0	6	14	6	0	0	0	0	0	0	0	0	26
16:30	0	0	7	5	1	0	0	0	0	0	0	0	0	13
16:45	0	0	6	6	6	1	0	0	0	0	0	0	0	19
17:00	0	0	3	10	3	0	0	0	0	0	0	0	0	16
17:15	0	1	1	12	4	2	0	0	0	0	0	0	0	20
17:30	1	0	2	10	3	0	0	0	0	0	0	0	0	16
17:45	0	0	4	4	5	7	0	0	0	0	0	0	0	20
18:00	0	1	5	10	6	1	0	0	0	0	0	0	0	23
18:15	0	2	6	8	3	0	0	0	0	0	0	0	0	19
18:30	0	0	2	5	6	1	0	0	0	0	0	0	0	14
18:45	0	0	2	13	6	0	1	0	0	0	0	0	0	22
19:00	0	0	3	10	2	0	0	0	0	0	0	0	0	15
19:15	1	0	3	5	4	0	0	0	0	0	0	0	0	13
19:30	0	1	2	2	0	0	0	0	0	0	0	0	0	5
19:45	0	1	4	3	1	0	0	0	0	0	0	0	0	9
20:00	1	0	3	7	2	1	0	0	0	0	0	0	0	14
20:15	0	0	2	4	1	0	0	0	0	0	0	0	0	7
20:30	0	1	2	8	2	1	0	0	0	0	0	0	0	12
20:45	0	0	1	4	1	1	0	0	0	0	0	0	0	7
21:00	0	0	2	2	2	0	0	0	0	0	0	0	0	6
21:15	0	0	1	10	0	0	0	0	0	0	0	0	0	11
21:30	0	0	2	4	0	0	0	0	0	0	0	0	0	6
21:45	0	0	1	2	0	0	0	0	0	0	0	0	0	3
22:00	0	0	1	2	0	0	0	0	0	0	0	0	0	3
22:15	0	0	2	4	1	0	0	0	0	0	0	0	0	7
22:30	0	0	0	2	1	0	0	0	0	0	0	0	0	3
22:45	0	0	0	4	0	0	0	0	0	0	0	0	0	4
23:00	0	0	2	0	2	0	0	0	0	0	0	0	0	4
23:15	0	0	1	1	0	5	0	0	0	0	0	0	0	6
23:30	0	0	0	1	2	0	0	0	0	0	0	0	0	3
23:45	0	0	1	0	1	0	0	0	0	0	0	0	0	2
<b>Totals</b>	<b>18</b>	<b>57</b>	<b>294</b>	<b>458</b>	<b>177</b>	<b>17</b>	<b>3</b>							<b>1024</b>
<b>% of Totals</b>	<b>2%</b>	<b>6%</b>	<b>29%</b>	<b>45%</b>	<b>17%</b>	<b>2%</b>	<b>0%</b>							<b>100%</b>

AM Volumes	PM Volumes	NOON 12-2	PM 4-6	Off Peak Volumes
6	12	107	148	528
1%	1%	10%	14%	52%
AM Peak Hour	PM Peak Hour	NOON 12-2	PM 4-6	Off Peak Volumes
07:15	13:30	12:00	4:00	12:00
2	13	107	148	528
1%	1%	10%	14%	52%

Street Name	Direction	15th	50th	Average	85th	95th	ADT
SE Lake Blvd	East Bound	21	26	26	30	33	1020
SE Lake Blvd	West Bound	21	27	26	31	34	1024

Summary

Time	< 15	15 - 19	20 - 24	25 - 29	30 - 34	35 - 39	40 - 44	45 - 49	50 - 54	55 - 59	60 - 64	65 - 69	70 +	Total
00:00 AM	0	0	2	2	0	0	0	0	0	0	0	0	0	4
00:15	0	0	0	0	0	0	0	0	0	0	0	0	0	0
00:30	1	0	0	1	1	0	0	0	0	0	0	0	0	3
00:45	0	0	1	2	0	0	0	0	0	0	0	0	0	3
01:00	0	0	0	0	0	0	0	0	0	0	0	0	0	0
01:15	0	0	1	0	0	0	0	0	0	0	0	0	0	1
01:30	0	0	0	0	0	1	0	0	0	0	0	0	0	1
01:45	0	0	3	0	0	0	0	0	0	0	0	0	0	3
02:00	0	0	0	0	0	0	0	0	0	0	0	0	0	0
02:15	0	0	0	0	0	0	0	0	0	0	0	0	0	0
02:30	0	0	0	0	0	0	0	0	0	0	0	0	0	0
02:45	0	1	0	1	0	0	0	0	0	0	0	0	0	2
03:00	0	0	0	0	0	0	0	0	0	0	0	0	0	0
03:15	0	0	0	0	1	0	0	0	0	0	0	0	0	1
03:30	1	0	0	0	0	0	0	0	0	0	0	0	0	1
03:45	1	0	0	0	0	0	0	0	0	0	0	0	0	1
04:00	0	0	0	0	0	0	0	0	0	0	0	0	0	0
04:15	0	0	0	0	0	0	0	0	0	0	0	0	0	0
04:30	0	0	0	0	0	0	0	0	0	0	0	0	0	0
04:45	0	0	0	0	0	0	0	0	0	0	0	0	0	0
05:00	0	1	0	0	0	0	0	0	0	0	0	0	0	1
05:15	1	0	0	0	1	0	0	0	0	0	0	0	0	4
05:30	0	1	0	2	0	0	0	0	0	0	0	0	0	3
05:45	0	1	1	0	1	0	0	0	0	0	0	0	0	3
06:00	0	0	1	1	0	0	0	0	0	0	0	0	0	2
06:15	0	1	3	5	2	0	0	0	0	0	0	0	0	11
06:30	0	0	3	4	2	1	0	0	0	0	0	0	0	10
06:45	0	1	10	6	1	0	0	0	0	0	0	0	0	18
07:00	2	2	14	16	9	0	0	0	0	0	0	0	0	43
07:15	0	7	41	34	4	2	0	0	0	0	0	0	0	88
07:30	0	12	50	43	3	0	0	0	0	0	0	0	0	108
07:45	0	8	39	35	7	2	0	0	0	0	0	0	0	91
08:00	2	4	18	16	6	2	0	0	0	0	0	0	0	45
08:15	1	2	7	7	6	0	0	0	0	0	0	0	0	23
08:30	0	0	8	17	7	0	0	0	0	0	0	0	0	32
08:45	0	0	11	15	3	0	0	0	0	0	0	0	0	29
09:00	0	0	5	11	6	0	0	0	0	0	0	0	0	22
09:15	0	1	5	10	5	0	0	0	0	0	0	0	0	20
09:30	1	0	9	7	1	1	0	0	0	0	0	0	0	19
09:45	0	0	2	11	4	0	0	0	0	0	0	0	0	17
10:00	0	0	5	14	4	1	0	0	0	0	0	0	0	24
10:15	0	1	8	9	3	0	0	0	0	0	0	0	0	21
10:30	0	0	1	11	1	0	0	0	0	0	0	0	0	13
10:45	0	0	4	10	3	0	0	0	0	0	0	0	0	17
11:00	0	0	4	8	4	0	0	0	0	0	0	0	0	16
11:15	0	0	4	11	3	0	0	0	0	0	0	0	0	18
11:30	0	2	7	15	6	1	0	0	0	0	0	0	0	31
11:45	0	1	1	9	10	0	0	0	0	0	0	0	0	21
12:00 PM	1	1	5	20	7	0	0	0	0	0	0	0	0	34
12:15	0	0	4	13	7	1	0	0	0	0	0	0	0	25
12:30	0	0	7	9	5	0	0	0	0	0	0	0	0	21
12:45	0	0	4	7	4	0	1	0	0	0	0	0	0	16
13:00	0	0	4	12	3	0	0	0	0	0	0	0	0	19
13:15	0	0	6	11	6	0	0	0	0	0	0	0	0	23
13:30	0	4	11	10	3	1	0	0	0	0	0	0	0	37
13:45	1	11	30	30	4	0	0	0	0	0	0	0	0	76
14:00	1	11	15	22	3	1	0	0	0	0	0	0	0	53
14:15	0	4	20	13	10	0	0	0	0	0	0	0	0	47
14:30	2	2	2	16	4	0	0	0	0	0	0	0	0	26
14:45	2	0	6	17	5	0	1	0	0	0	0	0	0	31
15:00	0	3	18	8	2	0	0	0	0	0	0	0	0	32
15:15	0	1	15	13	3	1	0	0	0	0	0	0	0	33
15:30	0	0	10	17	3	0	0	0	0	0	0	0	0	30
15:45	1	0	10	18	5	0	0	0	0	0	0	0	0	34
16:00	0	1	7	21	10	0	0	0	0	0	0	0	0	39
16:15	1	1	7	25	8	0	0	0	0	0	0	0	0	42
16:30	0	1	11	14	2	0	0	0	0	0	0	0	0	28
16:45	0	0	18	15	11	1	0	0	0	0	0	0	0	45
17:00	0	0	10	20	5	1	0	0	0	0	0	0	0	36
17:15	0	2	7	24	5	2	0	0	0	0	0	0	0	40
17:30	1	2	2	23	9	0	0	0	0	0	0	0	0	37
17:45	0	0	10	20	10	0	0	0	0	0	0	0	0	40
18:00	0	2	8	19	9	1	0	0	0	0	0	0	0	39
18:15	0	4	15	15	6	0	0	0	0	0	0	0	0	40
18:30	0	1	6	15	8	2	0	0	0	0	0	0	0	32
18:45	0	0	5	17	9	0	1	0	0	0	0	0	0	32
19:00	0	0	0	5	16	4	0	0	0	0	0	0	0	25
19:15	1	0	10	11	6	0	0	0	0	0	0	0	0	28
19:30	0	1	9	10	1	0	0	0	0	0	0	0	0	21
19:45	0	3	10	7	3	0	0	0	0	0	0	0	0	23
20:00	1	0	5	15	2	1	0	0	0	0	0	0	0	24
20:15	0	0	5	12	2	1	0	0	0	0	0	0	0	20
20:30	0	2	6	14	1	2	0	0	0	0	0	0	0	24
20:45	0	1	4	7	2	1	0	0	0	0	0	0	0	15
21:00	0	0	3	2	4	0	0	0	0	0	0	0	0	9
21:15	0	0	1	12	1	0	0	0	0	0	0	0	0	14
21:30	0	2	5	9	1	0	0	0	0	0	0	0	0	17
21:45	0	1	3	5	0	0	0	0	0	0	0	0	0	8
22:00	0	0	3	5	0	0	0	0	0	0	0	0	0	8
22:15	0	0	5	4	2	0	0	0	0	0	0	0	0	11
22:30	0	0	1	5	2	0	0	0	0	0	0	0	0	8
22:45	0	0	0	7	0	0	0	0	0	0	0	0	0	7
23:00	0	0	2	1	3	0	0	0	0	0	0	0	0	6
23:15	0	0	2	2	5	0	0	0	0	0	0	0	0	9
23:30	0	0	0	1	2	0	0	0	0	0	0	0	0	3
23:45	0	0	3	0	1	0	0	0	0	0	0	0	0	4
<b>Totals</b>	<b>30</b>	<b>105</b>	<b>623</b>	<b>944</b>	<b>310</b>	<b>22</b>	<b>3</b>							<b>2044</b>
<b>% of Totals</b>	<b>1%</b>	<b>5%</b>	<b>31%</b>	<b>46%</b>	<b>15%</b>	<b>1%</b>	<b>0%</b>							<b>100%</b>

AM Peak Hour	07:30	07:45	08:00	08:15	08:30	08:45
Volume	3	29	148	128	30	6
PM Peak Hour	18:45	19:00	19:15	19:30	19:45	20:00
Volume	3	29	148	128	30	6

Directional Peak Periods	AM 7-9		NOON 12-2		PM 4-6		Off Peak Volumes	
All Classes	Volume	%	Volume	%	Volume	%	Volume	%
	459	22%	251	12%	307	15%	1027	50%

Street Name	Direction	15th	50th	Average	85th	95th	ADT
SE Lake Blvd	Summary	21	26	26	31	34	2044

# SPEED

## SE Lake Blvd E/O Stonebridge Pkwy

Day: Wednesday

Date: 5/24/2023

City: Hollywood

Project #: FL23\_140259\_036e

### East Bound

Time	< 15	15 - 19	20 - 24	25 - 29	30 - 34	35 - 39	40 - 44	45 - 49	50 - 54	55 - 59	60 - 64	65 - 69	70 +	Total
00:00 AM	0	0	2	4	1	0	0	0	0	0	0	0	0	7
01:00	0	0	1	0	0	0	0	0	0	0	0	0	0	1
02:00	0	1	0	1	0	0	0	0	0	0	0	0	0	2
03:00	1	0	0	0	1	0	0	0	0	0	0	0	0	2
04:00	0	0	0	0	0	0	0	0	0	0	0	0	0	0
05:00	0	2	1	0	0	0	0	0	0	0	0	0	0	3
06:00	0	0	11	7	2	1	0	0	0	0	0	0	0	21
07:00	1	10	75	68	10	2	0	0	0	0	0	0	0	166
08:00	1	2	16	25	7	1	0	0	0	0	0	0	0	52
09:00	1	1	10	22	7	0	0	0	0	0	0	0	0	41
10:00	0	1	11	27	6	1	0	0	0	0	0	0	0	46
11:00	0	2	8	20	10	0	0	0	0	0	0	0	0	40
12:00 PM	1	0	10	27	12	0	0	0	0	0	0	0	0	50
13:00	5	3	31	46	8	1	0	0	0	0	0	0	0	94
14:00	2	7	14	24	8	0	0	0	0	0	0	0	0	55
15:00	0	1	32	30	7	0	0	0	0	0	0	0	0	70
16:00	0	3	22	38	15	0	0	0	0	0	0	0	0	78
17:00	0	3	19	46	12	1	0	0	0	0	0	0	0	81
18:00	0	4	19	30	11	1	0	0	0	0	0	0	0	65
19:00	0	2	22	24	7	0	0	0	0	0	0	0	0	55
20:00	0	3	12	25	2	2	0	0	0	0	0	0	0	44
21:00	0	3	6	10	4	0	0	0	0	0	0	0	0	23
22:00	0	0	6	9	2	0	0	0	0	0	0	0	0	17
23:00	0	0	3	3	1	0	0	0	0	0	0	0	0	7
<b>Totals</b>	<b>12</b>	<b>48</b>	<b>331</b>	<b>486</b>	<b>133</b>	<b>10</b>								<b>1020</b>
<b>% of Totals</b>	1%	5%	32%	48%	13%	1%								100%

<b>AM Volumes</b>	4	19	135	174	44	5	0	0	0	0	0	0	0	381
<b>% AM</b>	0%	2%	13%	17%	4%	0%								37%
<b>AM Peak Hour</b>	03:00	07:00	07:00	07:00	07:00	07:00								07:00
<b>Volume</b>	1	10	75	68	10	2								166
<b>PM Volumes</b>	8	29	196	312	89	5	0	0	0	0	0	0	0	639
<b>% PM</b>	1%	3%	19%	31%	9%	0%								63%
<b>PM Peak Hour</b>	13:00	14:00	15:00	13:00	16:00	20:00								13:00
<b>Volume</b>	5	7	32	46	15	2								94

Directional Peak Periods All Speeds	AM 7-9		NOON 12-2		PM 4-6		Off Peak Volumes	
	Volume	%	Volume	%	Volume	%	Volume	%
	218	↔ 21%	144	↔ 14%	159	↔ 16%	499	↔ 49%

Street Name	Direction	Percentiles					ADT
		15th	50th	Average	85th	95th	
SE Lake Blvd	East Bound	21	26	26	30	33	1020
SE Lake Blvd	West Bound	21	27	26	31	34	1024



# SPEED

## SE Lake Blvd E/O Stonebridge Pkwy

Day: Wednesday

Date: 5/24/2023

City: Hollywood

Project #: FL23\_140259\_036w

### West Bound

Time	< 15	15 - 19	20 - 24	25 - 29	30 - 34	35 - 39	40 - 44	45 - 49	50 - 54	55 - 59	60 - 64	65 - 69	70 +	Total
00:00 AM	1	0	1	1	0	0	0	0	0	0	0	0	0	3
01:00	0	0	3	0	0	1	0	0	0	0	0	0	0	4
02:00	0	0	0	0	0	0	0	0	0	0	0	0	0	0
03:00	1	0	0	0	0	0	0	0	0	0	0	0	0	1
04:00	0	0	0	0	0	0	0	0	0	0	0	0	0	0
05:00	1	1	2	3	1	0	0	0	0	0	0	0	0	8
06:00	0	2	6	9	3	0	0	0	0	0	0	0	0	20
07:00	1	19	69	60	13	2	0	0	0	0	0	0	0	164
08:00	2	1	28	30	15	1	0	0	0	0	0	0	0	77
09:00	0	0	11	17	8	1	0	0	0	0	0	0	0	37
10:00	0	0	7	17	5	0	0	0	0	0	0	0	0	29
11:00	0	1	8	23	13	1	0	0	0	0	0	0	0	46
12:00 PM	0	1	10	22	11	1	1	0	0	0	0	0	0	46
13:00	4	12	20	17	8	0	0	0	0	0	0	0	0	61
14:00	3	10	29	44	14	1	1	0	0	0	0	0	0	102
15:00	1	3	21	27	6	1	0	0	0	0	0	0	0	59
16:00	1	0	21	37	16	1	0	0	0	0	0	0	0	76
17:00	1	1	10	41	17	2	0	0	0	0	0	0	0	72
18:00	0	3	15	36	21	2	1	0	0	0	0	0	0	78
19:00	1	2	12	20	7	0	0	0	0	0	0	0	0	42
20:00	1	1	8	23	5	3	0	0	0	0	0	0	0	41
21:00	0	0	6	18	2	0	0	0	0	0	0	0	0	26
22:00	0	0	3	12	2	0	0	0	0	0	0	0	0	17
23:00	0	0	4	1	10	0	0	0	0	0	0	0	0	15
<b>Totals</b>	<b>18</b>	<b>57</b>	<b>294</b>	<b>458</b>	<b>177</b>	<b>17</b>	<b>3</b>							<b>1024</b>
<b>% of Totals</b>	<b>2%</b>	<b>6%</b>	<b>29%</b>	<b>45%</b>	<b>17%</b>	<b>2%</b>	<b>0%</b>							<b>100%</b>

<b>AM Volumes</b>	6	24	135	160	58	6	0	0	0	0	0	0	0	389
<b>% AM</b>	1%	2%	13%	16%	6%	1%								38%
<b>AM Peak Hour</b>	08:00	07:00	07:00	07:00	08:00	07:00								07:00
<b>Volume</b>	2	19	69	60	15	2								164
<b>PM Volumes</b>	12	33	159	298	119	11	3	0	0	0	0	0	0	635
<b>% PM</b>	1%	3%	16%	29%	12%	1%	0%							62%
<b>PM Peak Hour</b>	13:00	13:00	14:00	14:00	18:00	20:00	12:00							14:00
<b>Volume</b>	4	12	29	44	21	3	1							102

Directional Peak Periods All Speeds	AM 7-9		NOON 12-2		PM 4-6		Off Peak Volumes	
	Volume	%	Volume	%	Volume	%	Volume	%
	241	↔ 24%	107	↔ 10%	148	↔ 14%	528	↔ 52%

Street Name	Direction	Percentiles					ADT
		15th	50th	Average	85th	95th	
SE Lake Blvd	East Bound	21	26	26	30	33	1020
SE Lake Blvd	West Bound	21	27	26	31	34	1024

# SPEED

## SE Lake Blvd E/O Stonebridge Pkwy

Day: Wednesday

Date: 5/24/2023

City: Hollywood

Project #: FL23\_140259\_036

### Summary

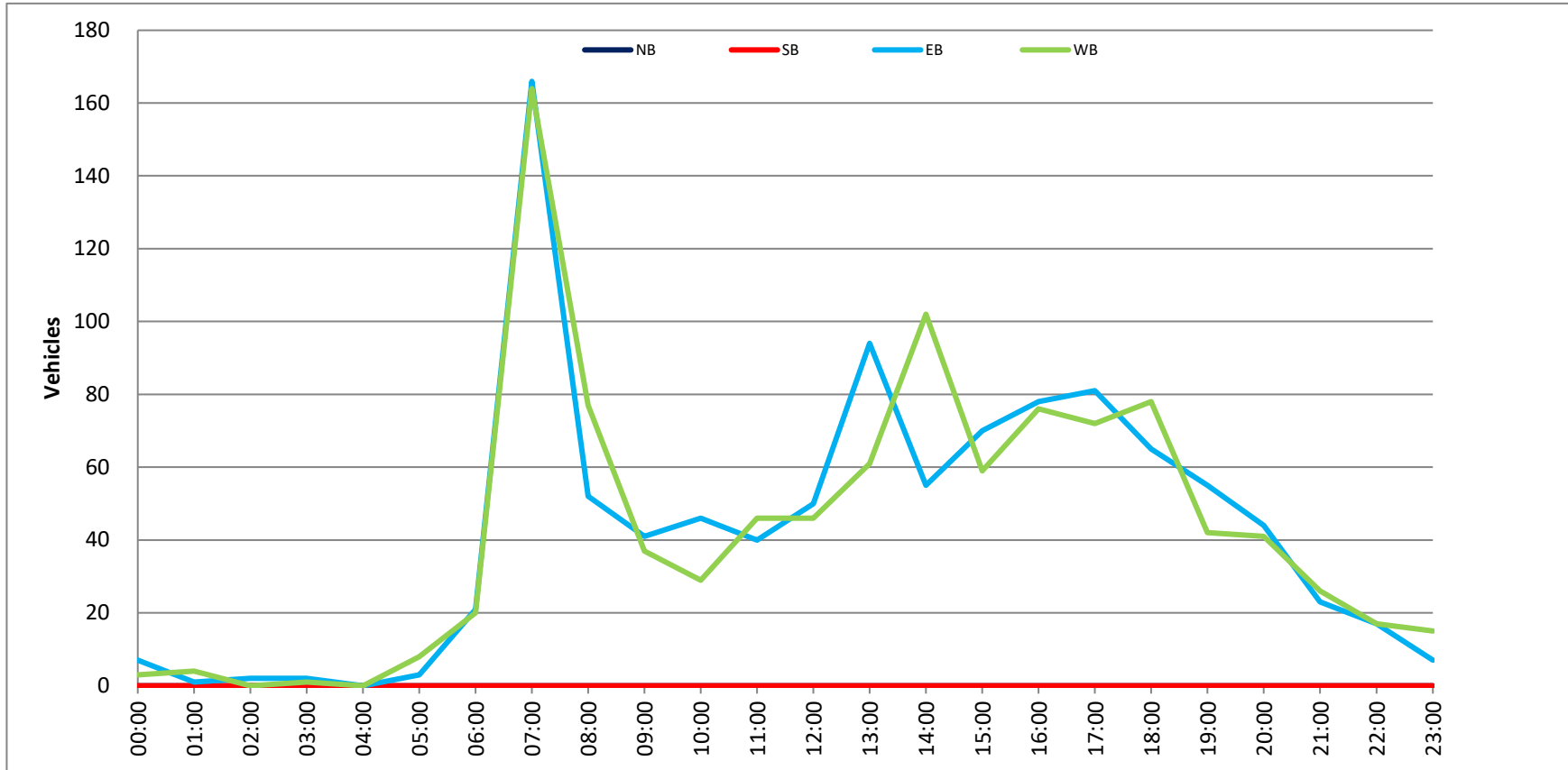
Time	< 15	15 - 19	20 - 24	25 - 29	30 - 34	35 - 39	40 - 44	45 - 49	50 - 54	55 - 59	60 - 64	65 - 69	70 +	Total
00:00 AM	1	0	3	5	1	0	0	0	0	0	0	0	0	10
01:00	0	0	4	0	0	1	0	0	0	0	0	0	0	5
02:00	0	1	0	1	0	0	0	0	0	0	0	0	0	2
03:00	2	0	0	0	1	0	0	0	0	0	0	0	0	3
04:00	0	0	0	0	0	0	0	0	0	0	0	0	0	0
05:00	1	3	3	3	1	0	0	0	0	0	0	0	0	11
06:00	0	2	17	16	5	1	0	0	0	0	0	0	0	41
07:00	2	29	144	128	23	4	0	0	0	0	0	0	0	330
08:00	3	3	44	55	22	2	0	0	0	0	0	0	0	129
09:00	1	1	21	39	15	1	0	0	0	0	0	0	0	78
10:00	0	1	18	44	11	1	0	0	0	0	0	0	0	75
11:00	0	3	16	43	23	1	0	0	0	0	0	0	0	86
12:00 PM	1	1	20	49	23	1	1	0	0	0	0	0	0	96
13:00	9	15	51	63	16	1	0	0	0	0	0	0	0	155
14:00	5	17	43	68	22	1	1	0	0	0	0	0	0	157
15:00	1	4	53	57	13	1	0	0	0	0	0	0	0	129
16:00	1	3	43	75	31	1	0	0	0	0	0	0	0	154
17:00	1	4	29	87	29	3	0	0	0	0	0	0	0	153
18:00	0	7	34	66	32	3	1	0	0	0	0	0	0	143
19:00	1	4	34	44	14	0	0	0	0	0	0	0	0	97
20:00	1	4	20	48	7	5	0	0	0	0	0	0	0	85
21:00	0	3	12	28	6	0	0	0	0	0	0	0	0	49
22:00	0	0	9	21	4	0	0	0	0	0	0	0	0	34
23:00	0	0	7	4	11	0	0	0	0	0	0	0	0	22
<b>Totals</b>	<b>30</b>	<b>105</b>	<b>625</b>	<b>944</b>	<b>310</b>	<b>27</b>	<b>3</b>							<b>2044</b>
<b>% of Totals</b>	<b>1%</b>	<b>5%</b>	<b>31%</b>	<b>46%</b>	<b>15%</b>	<b>1%</b>	<b>0%</b>							<b>100%</b>

<b>AM Volumes</b>	10	43	270	334	102	11	0	0	0	0	0	0	0	770
<b>% AM</b>	0%	2%	13%	16%	5%	1%								38%
<b>AM Peak Hour</b>	08:00	07:00	07:00	07:00	07:00	07:00								07:00
<b>Volume</b>	3	29	144	128	23	4								330
<b>PM Volumes</b>	20	62	355	610	208	16	3	0	0	0	0	0	0	1274
<b>% PM</b>	1%	3%	17%	30%	10%	1%	0%							62%
<b>PM Peak Hour</b>	13:00	14:00	15:00	17:00	18:00	20:00	12:00							14:00
<b>Volume</b>	9	17	53	87	32	5	1							157

Directional Peak Periods All Speeds	AM 7-9		NOON 12-2		PM 4-6		Off Peak Volumes	
	Volume	%	Volume	%	Volume	%	Volume	%
	459	↔ 22%	251	↔ 12%	307	↔ 15%	1027	↔ 50%

Street Name	Direction	Percentiles					ADT
		15th	50th	Average	85th	95th	
SE Lake Blvd	Summary	21	26	26	31	34	2044





Day: Thursday  
Date: 5/25/2023

SE Lake Blvd E/O Stonebridge Pkwy

City: Hollywood  
Project #: FL23\_140259\_036e

Time	< 15	15 - 19	20 - 24	25 - 29	30 - 34	35 - 39	40 - 44	45 - 49	50 - 54	55 - 59	60 - 64	65 - 69	70 +	Total
00:00 AM	0	0	0	1	0	0	0	0	0	0	0	0	0	1
00:15	0	0	0	0	0	0	0	0	0	0	0	0	0	0
00:30	0	0	0	0	2	0	0	0	0	0	0	0	0	2
00:45	0	0	0	0	0	0	0	0	0	0	0	0	0	0
01:00	0	0	0	1	1	0	0	0	0	0	0	0	0	2
01:15	0	0	0	0	0	0	0	0	0	0	0	0	0	0
01:30	0	0	0	1	0	0	0	0	0	0	0	0	0	1
01:45	0	0	0	0	0	0	0	0	0	0	0	0	0	0
02:00	0	0	0	0	0	0	0	0	0	0	0	0	0	0
02:15	0	0	0	1	0	0	0	0	0	0	0	0	0	1
02:30	0	0	0	0	0	0	0	0	0	0	0	0	0	0
02:45	0	0	1	0	0	0	0	0	0	0	0	0	0	1
03:00	0	0	0	0	0	0	0	0	0	0	0	0	0	0
03:15	0	0	0	0	0	0	0	0	0	0	0	0	0	0
03:30	0	0	0	0	0	0	0	0	0	0	0	0	0	0
03:45	0	0	0	0	0	0	0	0	0	0	0	0	0	0
04:00	0	0	0	0	0	0	0	0	0	0	0	0	0	0
04:15	0	0	0	0	0	0	0	0	0	0	0	0	0	0
04:30	0	0	1	0	1	0	0	0	0	0	0	0	0	2
04:45	0	0	0	1	0	0	0	0	0	0	0	0	0	1
05:00	0	0	0	0	0	0	0	0	0	0	0	0	0	0
05:15	0	0	0	0	0	0	0	0	0	0	0	0	0	0
05:30	0	0	1	1	0	0	0	0	0	0	0	0	0	2
05:45	0	0	0	2	0	0	0	0	0	0	0	0	0	2
06:00	0	0	0	0	0	0	0	0	0	0	0	0	0	0
06:15	0	0	1	1	1	0	0	0	0	0	0	0	0	3
06:30	0	1	1	4	2	0	0	0	0	0	0	0	0	8
06:45	0	0	1	6	2	0	0	0	0	0	0	0	0	9
07:00	0	1	6	13	1	0	0	0	0	0	0	0	0	21
07:15	0	0	14	26	3	0	0	0	0	0	0	0	0	43
07:30	0	7	38	22	1	0	0	0	0	0	0	0	0	68
07:45	0	0	11	17	4	0	0	0	0	0	0	0	0	32
08:00	0	4	5	8	3	0	0	0	0	0	0	0	0	20
08:15	0	0	3	7	2	0	0	0	0	0	0	0	0	12
08:30	0	1	5	7	3	0	0	0	0	0	0	0	0	16
08:45	0	1	3	6	2	0	0	0	0	0	0	0	0	12
09:00	0	2	3	12	3	0	0	0	0	0	0	0	0	20
09:15	0	0	1	6	0	0	0	0	0	0	0	0	0	11
09:30	0	0	0	7	4	0	0	0	0	0	0	0	0	11
09:45	0	0	2	5	2	0	0	0	0	0	0	0	0	9
10:00	0	0	3	8	2	0	0	0	0	0	0	0	0	13
10:15	0	0	6	2	3	0	0	0	0	0	0	0	0	11
10:30	0	0	3	3	2	0	0	0	0	0	0	0	0	8
10:45	0	0	3	5	2	1	0	0	0	0	0	0	0	10
11:00	0	0	4	3	2	0	0	0	0	0	0	0	0	9
11:15	0	3	3	6	2	0	0	0	0	0	0	0	0	14
11:30	0	1	7	11	1	0	0	0	0	0	0	0	0	20
11:45	0	0	3	6	4	0	0	0	0	0	0	0	0	13
12:00 PM	0	1	6	15	1	0	0	0	0	0	0	0	0	23
12:15	0	0	2	5	1	0	0	0	0	0	0	0	0	8
12:30	0	0	2	3	2	2	0	0	0	0	0	0	0	9
12:45	0	1	2	3	4	1	0	0	0	0	0	0	0	11
13:00	1	0	3	12	4	0	0	0	0	0	0	0	0	20
13:15	0	1	6	8	3	0	0	0	0	0	0	0	0	18
13:30	0	0	10	13	2	0	0	0	0	0	0	0	0	25
13:45	0	1	5	19	5	0	0	0	0	0	0	0	0	30
14:00	0	2	12	13	0	0	0	0	0	0	0	0	0	27
14:15	0	2	1	6	1	1	0	0	0	0	0	0	0	11
14:30	0	0	3	9	1	0	0	0	0	0	0	0	0	13
14:45	0	0	7	9	6	0	0	0	0	0	0	0	0	22
15:00	0	0	3	11	0	0	0	0	0	0	0	0	0	14
15:15	0	0	5	6	2	0	0	0	0	0	0	0	0	13
15:30	0	0	7	8	5	0	0	0	0	0	0	0	0	20
15:45	0	1	9	10	2	0	0	0	0	0	0	0	0	22
16:00	0	0	3	8	3	1	0	0	0	0	0	0	0	15
16:15	0	0	7	11	1	0	0	0	0	0	0	0	0	20
16:30	0	1	6	10	5	0	0	0	0	0	0	0	0	22
16:45	1	0	0	17	3	0	0	0	0	0	0	0	0	21
17:00	0	0	4	12	4	0	0	0	0	0	0	0	0	20
17:15	0	0	7	9	0	0	0	0	0	0	0	0	0	16
17:30	0	0	7	10	3	0	0	0	0	0	0	0	0	20
17:45	1	0	4	20	7	0	0	0	0	0	0	0	0	32
18:00	0	1	8	8	1	0	0	0	0	0	0	0	0	18
18:15	0	1	3	9	4	0	0	0	0	0	0	0	0	17
18:30	0	1	3	9	1	1	0	0	0	0	0	0	0	15
18:45	0	0	3	8	1	0	0	0	0	0	0	0	0	12
19:00	0	2	2	11	2	0	1	0	0	0	0	0	0	18
19:15	0	0	3	9	2	0	0	0	0	0	0	0	0	14
19:30	0	3	1	7	1	0	0	0	0	0	0	0	0	12
19:45	0	1	1	8	2	0	0	0	0	0	0	0	0	12
20:00	1	2	2	5	0	0	0	0	0	0	0	0	0	10
20:15	0	2	2	10	2	0	0	0	0	0	0	0	0	16
20:30	0	1	1	7	0	1	0	0	0	0	0	0	0	9
20:45	0	0	1	3	4	0	0	0	0	0	0	0	0	8
21:00	0	0	3	6	1	0	0	0	0	0	0	0	0	10
21:15	0	0	1	4	1	0	0	0	0	0	0	0	0	6
21:30	0	0	0	1	1	0	0	0	0	0	0	0	0	2
21:45	0	0	1	1	2	0	0	0	0	0	0	0	0	4
22:00	0	0	1	5	1	0	0	0	0	0	0	0	0	7
22:15	0	0	2	0	0	0	0	0	0	0	0	0	0	2
22:30	1	0	3	1	0	0	0	0	0	0	0	0	0	5
22:45	0	0	0	4	0	0	0	0	0	0	0	0	0	4
23:00	0	0	0	1	0	0	0	0	0	0	0	0	0	1
23:15	0	0	0	1	1	0	0	0	0	0	0	0	0	2
23:30	0	0	3	0	0	0	0	0	0	0	0	0	0	3
23:45	0	0	1	1	0	0	0	0	0	0	0	0	0	2
<b>Totals</b>	<b>5</b>	<b>45</b>	<b>294</b>	<b>566</b>	<b>150</b>	<b>8</b>	<b>1</b>	<b>0</b>	<b>0</b>	<b>0</b>	<b>0</b>	<b>0</b>	<b>0</b>	<b>1069</b>
% of Totals	0%	4%	28%	53%	14%	1%	0%	0%	0%	0%	0%	0%	0%	100%

Directional Peak Periods	AM 7-9		NOON 12-2		PM 4-6		Off Peak Volumes	
All Classes	Volume	%	Volume	%	Volume	%	Volume	%
	224	21%	144	13%	166	16%	535	50%

Street Name	Direction	Percentiles					
		15th	50th	Average	85th	95th	ADT
SE Lake Blvd	East Bound	22	27	26	30	34	1069
SE Lake Blvd	West Bound	22	27	27	32	34	1013

Day: Thursday  
Date: 5/25/2023

SE Lake Blvd E/O Stonebridge Pkwy

City: Hollywood  
Project #: FL23\_140259\_036w

Time	< 15	15 - 19	20 - 24	25 - 29	30 - 34	35 - 39	40 - 44	45 - 49	50 - 54	55 - 59	60 - 64	65 - 69	70 +	Total
00:00 AM	0	0	0	0	0	0	0	0	0	0	0	0	0	0
00:15	0	0	0	0	0	0	1	0	0	0	0	0	0	1
00:30	0	0	1	1	0	0	0	0	0	0	0	0	0	2
00:45	0	0	0	1	0	0	0	0	0	0	0	0	0	1
01:00	0	0	0	0	0	0	0	0	0	0	0	0	0	0
01:15	0	0	0	0	0	0	0	0	0	0	0	0	0	0
01:30	0	0	0	1	0	0	0	0	0	0	0	0	0	1
01:45	0	0	0	0	0	0	0	0	0	0	0	0	0	0
02:00	0	0	1	0	0	0	0	0	0	0	0	0	0	1
02:15	0	0	0	0	0	0	0	0	0	0	0	0	0	0
02:30	0	0	0	0	0	0	0	0	0	0	0	0	0	0
02:45	0	0	0	0	0	0	0	0	0	0	0	0	0	0
03:00	0	0	0	0	0	0	0	0	0	0	0	0	0	0
03:15	0	0	0	0	0	0	0	0	0	0	0	0	0	0
03:30	0	0	0	0	0	0	0	0	0	0	0	0	0	0
03:45	0	0	0	0	0	0	0	0	0	0	0	0	0	0
04:00	0	0	0	0	0	0	0	0	0	0	0	0	0	0
04:15	0	0	1	1	0	0	0	0	0	0	0	0	0	2
04:30	0	0	0	1	0	0	0	0	0	0	0	0	0	1
04:45	0	0	0	0	0	0	0	0	0	0	0	0	0	0
05:00	0	0	0	0	0	0	0	0	0	0	0	0	0	0
05:15	0	0	0	0	0	0	0	0	0	0	0	0	0	0
05:30	0	0	0	0	0	0	0	0	0	0	0	0	0	0
05:45	0	0	1	0	1	1	0	0	0	0	0	0	0	3
06:00	0	0	0	0	0	0	0	0	0	0	0	0	0	0
06:15	0	0	2	3	0	0	0	0	0	0	0	0	0	5
06:30	0	0	1	2	1	1	0	0	0	0	0	0	0	5
06:45	0	2	3	4	1	0	0	0	0	0	0	0	0	10
07:00	0	1	2	4	3	0	0	0	0	0	0	0	0	10
07:15	0	1	20	10	6	0	0	0	0	0	0	0	0	37
07:30	1	12	19	20	5	0	0	0	0	0	0	0	0	57
07:45	1	5	30	25	2	0	0	0	0	0	0	0	0	69
08:00	0	3	15	18	2	0	0	0	0	0	0	0	0	38
08:15	0	2	5	3	0	0	0	0	0	0	0	0	0	16
08:30	0	1	3	3	1	0	0	0	0	0	0	0	0	8
08:45	0	0	2	9	4	0	0	0	0	0	0	0	0	15
09:00	0	0	2	7	1	0	1	0	0	0	0	0	0	11
09:15	0	0	3	4	2	0	0	0	0	0	0	0	0	9
09:30	0	0	2	6	0	0	0	0	0	0	0	0	0	8
09:45	0	0	1	2	1	0	0	0	0	0	0	0	0	4
10:00	0	0	4	1	2	0	0	0	0	0	0	0	0	7
10:15	0	0	1	5	3	0	0	0	0	0	0	0	0	9
10:30	0	0	3	8	0	0	1	0	0	0	0	0	0	12
10:45	1	0	0	2	2	1	1	0	0	0	0	0	0	7
11:00	0	1	2	3	5	0	0	0	0	0	0	0	0	11
11:15	0	1	1	4	4	0	0	0	0	0	0	0	0	10
11:30	0	1	2	4	3	1	0	0	0	0	0	0	0	11
11:45	0	1	4	9	2	0	0	0	0	0	0	0	0	16
12:00 PM	0	0	3	5	5	0	0	0	0	0	0	0	0	13
12:15	0	0	1	4	3	0	0	0	0	0	0	0	0	8
12:30	0	0	3	8	0	0	0	0	0	0	0	0	0	11
12:45	0	1	4	4	3	0	0	0	0	0	0	0	0	12
13:00	0	0	1	4	2	0	0	0	0	0	0	0	0	7
13:15	1	0	1	3	4	1	0	0	0	0	0	0	0	10
13:30	0	0	0	6	1	1	0	0	0	0	0	0	0	8
13:45	0	0	16	6	2	1	0	0	0	0	0	0	0	25
14:00	0	11	15	15	1	0	0	0	0	0	0	0	0	42
14:15	0	5	15	8	2	0	0	0	0	0	0	0	0	30
14:30	0	0	3	9	2	1	0	0	0	0	0	0	0	15
14:45	0	0	3	9	2	0	0	0	0	0	0	0	0	15
15:00	0	0	2	12	5	0	0	0	0	0	0	0	0	19
15:15	0	0	2	4	4	0	0	0	0	0	0	0	0	10
15:30	0	0	2	11	5	0	0	0	0	0	0	0	0	18
15:45	0	0	1	9	2	1	0	0	0	0	0	0	0	13
16:00	0	0	3	8	3	2	0	0	0	0	0	0	0	16
16:15	0	0	5	5	1	0	0	0	0	0	0	0	0	16
16:30	0	0	1	9	3	0	0	0	0	0	0	0	0	13
16:45	0	0	4	15	4	1	0	0	0	0	0	0	0	24
17:00	0	0	4	9	3	2	1	0	0	0	0	0	0	19
17:15	0	0	5	11	4	0	0	0	0	0	0	0	0	20
17:30	0	0	2	10	6	0	0	0	0	0	0	0	0	18
17:45	0	0	3	11	8	2	1	0	0	0	0	0	0	25
18:00	0	1	3	9	2	1	0	0	0	0	0	0	0	16
18:15	0	0	9	6	5	0	0	0	0	0	0	0	0	20
18:30	1	2	3	10	6	0	0	0	0	0	0	0	0	22
18:45	0	0	4	11	4	1	0	0	0	0	0	0	0	20
19:00	0	0	4	3	4	0	0	0	0	0	0	0	0	14
19:15	0	0	4	5	3	0	0	0	0	0	0	0	0	12
19:30	0	1	3	6	6	0	0	0	0	0	0	0	0	16
19:45	0	0	2	7	0	0	0	0	0	0	0	0	0	9
20:00	0	0	4	0	2	1	0	0	0	0	0	0	0	7
20:15	0	0	0	11	6	0	0	0	0	0	0	0	0	17
20:30	3	0	0	7	1	4	0	0	0	0	0	0	0	11
20:45	0	0	3	2	0	0	0	0	0	0	0	0	0	5
21:00	0	0	2	1	3	0	0	0	0	0	0	0	0	6
21:15	0	0	2	4	1	0	0	0	0	0	0	0	0	7
21:30	0	0	2	2	2	0	0	0	0	0	0	0	0	6
21:45	0	0	3	2	1	0	0	0	0	0	0	0	0	6
22:00	0	0	3	2	1	0	0	0	0	0	0	0	0	6
22:15	0	0	0	4	0	0	0	0	0	0	0	0	0	4
22:30	0	0	0	2	1	0	0	0	0	0	0	0	0	3
22:45	0	0	1	2	1	0	0	0	0	0	0	0	0	4
23:00	0	0	0	0	1	0	0	0	0	0	0	0	0	1
23:15	0	0	1	1	0	0	0	0	0	0	0	0	0	2
23:30	0	0	1	1	0	0	0	0	0	0	0	0	0	3
23:45	0	0	1	1	0	1	0	0	0	0	0	0	0	3
<b>Totals</b>	<b>8</b>	<b>52</b>	<b>284</b>	<b>457</b>	<b>185</b>	<b>21</b>	<b>6</b>							<b>1013</b>
<b>% of Totals</b>	<b>1%</b>	<b>5%</b>	<b>28%</b>	<b>45%</b>	<b>18%</b>	<b>2%</b>	<b>1%</b>							<b>100%</b>
<b>AM Volumes</b>	3	33	132	163	54	4	4	0	0	0	0	0	0	391
<b>% AM</b>	0%	3%	13%	16%	5%	0%	0%	0%	0%	0%	0%	0%	0%	39%
<b>AM Peak Hour</b>	07:00	07:30	07:15	07:15	07:00	05:45	10:00							07:35
<b>Volume</b>	2	22	84	73	16	2	2							151
<b>PM Volumes</b>	5	21	152	294	131	17	2	0	0	0	0	0	0	622
<b>% PM</b>	0%	2%	15%	29%	13%	2%	0%	0%	0%	0%	0%	0%	0%	61%
<b>PM Peak Hour</b>	19:45	19:30	19:45	19:45	17:00	15:30	17:00							19:45
<b>Volume</b>	3	16	49	45	21	4	2							112
<b>Directional Peak Periods</b>														
<b>All Classes</b>														
<b>Volume</b>	244					94		151					524	
<b>%</b>	24%					9%		15%					52%	

Street Name	Direction	Percentiles					
		15th	50th	Average	85th	95th	ADT
SE Lake Blvd	East Bound	22	27	26	30	34	1069
SE Lake Blvd	West Bound	22	27	27	32	34	1013

Summary

Time	< 15	15 - 19	20 - 24	25 - 29	30 - 34	35 - 39	40 - 44	45 - 49	50 - 54	55 - 59	60 - 64	65 - 69	70 +	Total
00:00 AM	0	0	0	1	0	0	0	0	0	0	0	0	0	1
00:15	0	0	0	0	0	0	1	0	0	0	0	0	0	1
00:30	0	0	1	1	2	0	0	0	0	0	0	0	0	4
00:45	0	0	0	1	0	0	0	0	0	0	0	0	0	1
01:00	0	0	0	0	1	1	0	0	0	0	0	0	0	2
01:15	0	0	0	0	0	0	0	0	0	0	0	0	0	0
01:30	0	0	0	1	1	0	0	0	0	0	0	0	0	2
01:45	0	0	0	0	0	0	0	0	0	0	0	0	0	0
02:00	0	0	1	0	0	0	0	0	0	0	0	0	0	1
02:15	0	0	0	1	0	0	0	0	0	0	0	0	0	1
02:30	0	0	0	0	0	0	0	0	0	0	0	0	0	0
02:45	0	0	1	0	0	0	0	0	0	0	0	0	0	1
03:00	0	0	0	0	0	0	0	0	0	0	0	0	0	0
03:15	0	0	0	0	0	0	0	0	0	0	0	0	0	0
03:30	0	0	0	0	0	0	0	0	0	0	0	0	0	0
03:45	0	0	0	0	0	0	0	0	0	0	0	0	0	0
04:00	0	0	0	0	0	0	0	0	0	0	0	0	0	0
04:15	0	0	1	1	0	0	0	0	0	0	0	0	0	2
04:30	0	0	1	1	1	0	0	0	0	0	0	0	0	3
04:45	0	0	0	1	0	0	0	0	0	0	0	0	0	1
05:00	0	0	0	0	0	0	0	0	0	0	0	0	0	0
05:15	0	0	0	0	0	0	0	0	0	0	0	0	0	0
05:30	0	0	1	1	0	0	0	0	0	0	0	0	0	2
05:45	0	0	1	2	1	1	0	0	0	0	0	0	0	5
06:00	0	0	0	0	0	0	0	0	0	0	0	0	0	0
06:15	0	0	3	4	1	0	0	0	0	0	0	0	0	8
06:30	0	1	2	6	3	1	0	0	0	0	0	0	0	13
06:45	0	2	4	10	3	0	0	0	0	0	0	0	0	19
07:00	0	2	8	17	4	0	0	0	0	0	0	0	0	31
07:15	0	1	34	36	9	0	0	0	0	0	0	0	0	80
07:30	1	19	57	42	6	0	0	0	0	0	0	0	0	125
07:45	1	5	41	42	6	0	0	0	0	0	0	0	0	95
08:00	0	7	20	26	5	0	0	0	0	0	0	0	0	58
08:15	0	2	9	12	5	0	0	0	0	0	0	0	0	28
08:30	0	2	8	10	4	0	0	0	0	0	0	0	0	24
08:45	0	1	5	15	6	0	0	0	0	0	0	0	0	27
09:00	0	2	5	19	4	0	1	0	0	0	0	0	0	31
09:15	0	0	4	12	4	0	0	0	0	0	0	0	0	20
09:30	0	0	2	13	4	0	0	0	0	0	0	0	0	19
09:45	0	0	3	7	3	0	0	0	0	0	0	0	0	13
10:00	0	0	7	9	4	0	0	0	0	0	0	0	0	20
10:15	0	0	7	7	6	0	0	0	0	0	0	0	0	20
10:30	0	0	6	11	2	0	1	0	0	0	0	0	0	20
10:45	1	0	2	7	4	2	1	0	0	0	0	0	0	17
11:00	0	1	6	6	7	0	0	0	0	0	0	0	0	20
11:15	0	4	4	10	6	0	0	0	0	0	0	0	0	24
11:30	0	2	9	15	4	1	0	0	0	0	0	0	0	31
11:45	0	1	7	15	6	0	0	0	0	0	0	0	0	29
12:00 PM	0	1	9	20	6	0	0	0	0	0	0	0	0	36
12:15	0	0	3	9	4	0	0	0	0	0	0	0	0	16
12:30	0	0	5	11	2	2	0	0	0	0	0	0	0	20
12:45	0	2	6	7	7	1	0	0	0	0	0	0	0	23
13:00	1	0	4	16	6	0	0	0	0	0	0	0	0	27
13:15	1	1	7	11	7	1	0	0	0	0	0	0	0	28
13:30	0	0	10	19	3	1	0	0	0	0	0	0	0	33
13:45	0	1	21	25	7	1	0	0	0	0	0	0	0	55
14:00	0	13	27	28	1	0	0	0	0	0	0	0	0	69
14:15	0	7	16	14	3	1	0	0	0	0	0	0	0	41
14:30	0	0	6	18	3	1	0	0	0	0	0	0	0	28
14:45	0	0	10	18	9	0	0	0	0	0	0	0	0	37
15:00	0	0	5	23	5	0	0	0	0	0	0	0	0	33
15:15	0	0	7	10	6	0	0	0	0	0	0	0	0	23
15:30	0	0	9	19	10	0	0	0	0	0	0	0	0	38
15:45	0	1	10	19	4	1	0	0	0	0	0	0	0	35
16:00	0	0	6	16	6	3	0	0	0	0	0	0	0	31
16:15	0	0	17	16	6	2	0	0	0	0	0	0	0	36
16:30	0	1	7	19	8	0	0	0	0	0	0	0	0	35
16:45	1	0	4	32	7	1	0	0	0	0	0	0	0	45
17:00	0	0	8	21	7	2	1	0	0	0	0	0	0	39
17:15	0	0	12	20	4	0	0	0	0	0	0	0	0	36
17:30	0	0	9	20	9	0	0	0	0	0	0	0	0	38
17:45	1	0	7	31	15	2	1	0	0	0	0	0	0	57
18:00	0	2	11	17	3	1	0	0	0	0	0	0	0	34
18:15	0	1	12	15	9	0	0	0	0	0	0	0	0	37
18:30	1	3	6	19	7	1	0	0	0	0	0	0	0	37
18:45	0	0	7	19	5	1	0	0	0	0	0	0	0	32
19:00	0	2	6	14	6	0	1	0	0	0	0	0	0	29
19:15	0	0	7	14	5	0	0	0	0	0	0	0	0	26
19:30	0	4	4	13	7	0	0	0	0	0	0	0	0	28
19:45	0	1	3	15	2	0	0	0	0	0	0	0	0	21
20:00	1	2	6	5	2	1	0	0	0	0	0	0	0	17
20:15	0	2	2	21	8	0	0	0	0	0	0	0	0	33
20:30	3	1	74	93	36	6	0	0	0	0	0	0	0	200
20:45	0	0	4	5	4	0	0	0	0	0	0	0	0	13
21:00	0	0	5	7	4	0	0	0	0	0	0	0	0	16
21:15	0	0	3	8	2	0	0	0	0	0	0	0	0	13
21:30	0	0	2	3	3	0	0	0	0	0	0	0	0	8
21:45	0	0	2	3	0	0	0	0	0	0	0	0	0	8
22:00	0	0	4	7	2	0	0	0	0	0	0	0	0	13
22:15	0	0	2	4	0	0	0	0	0	0	0	0	0	6
22:30	1	0	3	3	1	0	0	0	0	0	0	0	0	8
22:45	0	0	1	6	1	0	0	0	0	0	0	0	0	8
23:00	0	0	0	1	1	0	0	0	0	0	0	0	0	2
23:15	0	0	1	2	1	0	0	0	0	0	0	0	0	4
23:30	0	0	4	1	1	0	0	0	0	0	0	0	0	6
23:45	0	0	2	2	0	1	0	0	0	0	0	0	0	5
<b>Totals</b>	<b>13</b>	<b>97</b>	<b>578</b>	<b>1023</b>	<b>335</b>	<b>28</b>	<b>7</b>							<b>2082</b>
<b>% of Totals</b>	<b>1%</b>	<b>5%</b>	<b>28%</b>	<b>49%</b>	<b>16%</b>	<b>1%</b>	<b>0%</b>							<b>100%</b>

AM Volumes		PM Volumes		Directional Peak Periods	
AM Peak Hour	07:00 - 07:30	PM Peak Hour	19:45 - 20:30	AM 7-9	NOON 12-2
Volume	33	Volume	21	Volume	468
% AM	2%	% PM	2%	% AM 7-9	% NOON 12-2
% of Totals	0%	% of Totals	0%	% AM 7-9	% NOON 12-2
	1%		1%	22%	11%

Street Name	Direction	15th	50th	Average	85th	95th	ADT
SE Lake Blvd	Summary	22	27	27	31	34	2082

# SPEED

## SE Lake Blvd E/O Stonebridge Pkwy

Day: Thursday  
Date: 5/25/2023

City: Hollywood  
Project #: FL23\_140259\_036e

### East Bound

Time	< 15	15 - 19	20 - 24	25 - 29	30 - 34	35 - 39	40 - 44	45 - 49	50 - 54	55 - 59	60 - 64	65 - 69	70 +	Total
00:00 AM	0	0	0	1	2	0	0	0	0	0	0	0	0	3
01:00	0	0	0	1	2	0	0	0	0	0	0	0	0	3
02:00	0	0	1	1	0	0	0	0	0	0	0	0	0	2
03:00	0	0	0	0	0	0	0	0	0	0	0	0	0	0
04:00	0	0	1	1	1	0	0	0	0	0	0	0	0	3
05:00	0	0	1	3	0	0	0	0	0	0	0	0	0	4
06:00	0	1	3	11	5	0	0	0	0	0	0	0	0	20
07:00	0	8	69	78	9	0	0	0	0	0	0	0	0	164
08:00	0	6	16	28	10	0	0	0	0	0	0	0	0	60
09:00	0	2	6	32	11	0	0	0	0	0	0	0	0	51
10:00	0	0	14	18	9	1	0	0	0	0	0	0	0	42
11:00	0	4	17	26	9	0	0	0	0	0	0	0	0	56
12:00 PM	0	2	12	26	8	3	0	0	0	0	0	0	0	51
13:00	1	2	24	52	14	0	0	0	0	0	0	0	0	93
14:00	0	4	23	37	8	1	0	0	0	0	0	0	0	73
15:00	0	1	24	35	9	0	0	0	0	0	0	0	0	69
16:00	1	1	16	46	12	2	0	0	0	0	0	0	0	78
17:00	1	0	22	51	14	0	0	0	0	0	0	0	0	88
18:00	0	3	17	34	7	1	0	0	0	0	0	0	0	62
19:00	0	6	7	35	7	0	1	0	0	0	0	0	0	56
20:00	1	5	6	25	6	0	0	0	0	0	0	0	0	43
21:00	0	0	5	12	5	0	0	0	0	0	0	0	0	22
22:00	1	0	6	10	1	0	0	0	0	0	0	0	0	18
23:00	0	0	4	3	1	0	0	0	0	0	0	0	0	8
<b>Totals</b>	<b>5</b>	<b>45</b>	<b>294</b>	<b>566</b>	<b>150</b>	<b>8</b>	<b>1</b>							<b>1069</b>
<b>% of Totals</b>	<b>0%</b>	<b>4%</b>	<b>28%</b>	<b>53%</b>	<b>14%</b>	<b>1%</b>	<b>0%</b>							<b>100%</b>

<b>AM Volumes</b>	0	21	128	200	58	1	0	0	0	0	0	0	0	408
<b>% AM</b>		2%	12%	19%	5%	0%								38%
<b>AM Peak Hour</b>		07:00	07:00	07:00	09:00	10:00								07:00
<b>Volume</b>		8	69	78	11	1								164
<b>PM Volumes</b>	5	24	166	366	92	7	1	0	0	0	0	0	0	661
<b>% PM</b>	0%	2%	16%	34%	9%	1%	0%							62%
<b>PM Peak Hour</b>	13:00	19:00	13:00	13:00	13:00	12:00	19:00							13:00
<b>Volume</b>	1	6	24	52	14	3	1							93

Directional Peak Periods All Speeds	AM 7-9		NOON 12-2		PM 4-6		Off Peak Volumes	
	Volume	%	Volume	%	Volume	%	Volume	%
	224	↔ 21%	144	↔ 13%	166	↔ 16%	535	↔ 50%

Street Name	Direction	Percentiles					ADT
		15th	50th	Average	85th	95th	
SE Lake Blvd	East Bound	22	27	26	30	34	1069
SE Lake Blvd	West Bound	22	27	27	32	34	1013



# SPEED

## SE Lake Blvd E/O Stonebridge Pkwy

Day: Thursday  
Date: 5/25/2023

City: Hollywood  
Project #: FL23\_140259\_036w

### West Bound

Time	< 15	15 - 19	20 - 24	25 - 29	30 - 34	35 - 39	40 - 44	45 - 49	50 - 54	55 - 59	60 - 64	65 - 69	70 +	Total
00:00 AM	0	0	1	2	0	0	1	0	0	0	0	0	0	4
01:00	0	0	0	1	0	0	0	0	0	0	0	0	0	1
02:00	0	0	1	0	0	0	0	0	0	0	0	0	0	1
03:00	0	0	0	0	0	0	0	0	0	0	0	0	0	0
04:00	0	0	1	2	0	0	0	0	0	0	0	0	0	3
05:00	0	0	1	0	1	1	0	0	0	0	0	0	0	3
06:00	0	2	6	9	2	1	0	0	0	0	0	0	0	20
07:00	2	19	71	59	16	0	0	0	0	0	0	0	0	167
08:00	0	6	26	35	10	0	0	0	0	0	0	0	0	77
09:00	0	0	8	19	4	0	1	0	0	0	0	0	0	32
10:00	1	0	8	16	7	1	2	0	0	0	0	0	0	35
11:00	0	4	9	20	14	1	0	0	0	0	0	0	0	48
12:00 PM	0	1	11	21	11	0	0	0	0	0	0	0	0	44
13:00	1	0	18	19	9	3	0	0	0	0	0	0	0	50
14:00	0	16	36	41	8	1	0	0	0	0	0	0	0	102
15:00	0	0	7	36	16	1	0	0	0	0	0	0	0	60
16:00	0	0	13	37	15	4	0	0	0	0	0	0	0	69
17:00	0	0	14	41	21	4	2	0	0	0	0	0	0	82
18:00	1	3	19	36	17	2	0	0	0	0	0	0	0	78
19:00	0	1	13	21	13	0	0	0	0	0	0	0	0	48
20:00	3	0	7	20	9	1	0	0	0	0	0	0	0	40
21:00	0	0	7	9	7	0	0	0	0	0	0	0	0	23
22:00	0	0	4	10	3	0	0	0	0	0	0	0	0	17
23:00	0	0	3	3	2	1	0	0	0	0	0	0	0	9
<b>Totals</b>	<b>8</b>	<b>52</b>	<b>284</b>	<b>457</b>	<b>185</b>	<b>21</b>	<b>6</b>							<b>1013</b>
<b>% of Totals</b>	<b>1%</b>	<b>5%</b>	<b>28%</b>	<b>45%</b>	<b>18%</b>	<b>2%</b>	<b>1%</b>							<b>100%</b>

<b>AM Volumes</b>	3	31	132	163	54	4	4	0	0	0	0	0	0	391
<b>% AM</b>	0%	3%	13%	16%	5%	0%	0%							39%
<b>AM Peak Hour</b>	07:00	07:00	07:00	07:00	07:00	05:00	10:00							07:00
<b>Volume</b>	2	19	71	59	16	1	2							167
<b>PM Volumes</b>	5	21	152	294	131	17	2	0	0	0	0	0	0	622
<b>% PM</b>	0%	2%	15%	29%	13%	2%	0%							61%
<b>PM Peak Hour</b>	20:00	14:00	14:00	14:00	17:00	16:00	17:00							14:00
<b>Volume</b>	3	16	36	41	21	4	2							102

Directional Peak Periods All Speeds	AM 7-9		NOON 12-2		PM 4-6		Off Peak Volumes	
	Volume	%	Volume	%	Volume	%	Volume	%
	244	↔ 24%	94	↔ 9%	151	↔ 15%	524	↔ 52%

Street Name	Direction	Percentiles					ADT
		15th	50th	Average	85th	95th	
SE Lake Blvd	East Bound	22	27	26	30	34	1069
SE Lake Blvd	West Bound	22	27	27	32	34	1013

# SPEED

## SE Lake Blvd E/O Stonebridge Pkwy

Day: Thursday  
Date: 5/25/2023

City: Hollywood  
Project #: FL23\_140259\_036

### Summary

Time	< 15	15 - 19	20 - 24	25 - 29	30 - 34	35 - 39	40 - 44	45 - 49	50 - 54	55 - 59	60 - 64	65 - 69	70 +	Total
00:00 AM	0	0	1	3	2	0	1	0	0	0	0	0	0	7
01:00	0	0	0	2	2	0	0	0	0	0	0	0	0	4
02:00	0	0	2	1	0	0	0	0	0	0	0	0	0	3
03:00	0	0	0	0	0	0	0	0	0	0	0	0	0	0
04:00	0	0	2	3	1	0	0	0	0	0	0	0	0	6
05:00	0	0	2	3	1	1	0	0	0	0	0	0	0	7
06:00	0	3	9	20	7	1	0	0	0	0	0	0	0	40
07:00	2	27	140	137	25	0	0	0	0	0	0	0	0	331
08:00	0	12	42	63	20	0	0	0	0	0	0	0	0	137
09:00	0	2	14	51	15	0	1	0	0	0	0	0	0	83
10:00	1	0	22	34	16	2	2	0	0	0	0	0	0	77
11:00	0	8	26	46	23	1	0	0	0	0	0	0	0	104
12:00 PM	0	3	23	47	19	3	0	0	0	0	0	0	0	95
13:00	2	2	42	71	23	3	0	0	0	0	0	0	0	143
14:00	0	20	59	78	16	2	0	0	0	0	0	0	0	175
15:00	0	1	31	71	25	1	0	0	0	0	0	0	0	129
16:00	1	1	29	83	27	6	0	0	0	0	0	0	0	147
17:00	1	0	36	92	35	4	2	0	0	0	0	0	0	170
18:00	1	6	36	70	24	3	0	0	0	0	0	0	0	140
19:00	0	7	20	56	20	0	1	0	0	0	0	0	0	104
20:00	4	5	13	45	15	1	0	0	0	0	0	0	0	83
21:00	0	0	12	21	12	0	0	0	0	0	0	0	0	45
22:00	1	0	10	20	4	0	0	0	0	0	0	0	0	35
23:00	0	0	7	6	3	1	0	0	0	0	0	0	0	17
<b>Totals</b>	<b>13</b>	<b>97</b>	<b>578</b>	<b>1023</b>	<b>335</b>	<b>29</b>	<b>7</b>							<b>2082</b>
<b>% of Totals</b>	<b>1%</b>	<b>5%</b>	<b>28%</b>	<b>49%</b>	<b>16%</b>	<b>1%</b>	<b>0%</b>							<b>100%</b>

<b>AM Volumes</b>	3	52	260	363	112	5	4	0	0	0	0	0	0	799
<b>% AM</b>	0%	2%	12%	17%	5%	0%	0%							38%
<b>AM Peak Hour</b>	07:00	07:00	07:00	07:00	07:00	10:00	10:00							07:00
<b>Volume</b>	2	27	140	137	25	2	2							331
<b>PM Volumes</b>	10	45	318	660	223	24	3	0	0	0	0	0	0	1283
<b>% PM</b>	0%	2%	15%	32%	11%	1%	0%							62%
<b>PM Peak Hour</b>	20:00	14:00	14:00	17:00	17:00	16:00	17:00							14:00
<b>Volume</b>	4	20	59	92	35	6	2							175

Directional Peak Periods All Speeds	AM 7-9		NOON 12-2		PM 4-6		Off Peak Volumes	
	Volume	%	Volume	%	Volume	%	Volume	%
	468	↔ 22%	238	↔ 11%	317	↔ 15%	1059	↔ 51%

Street Name	Direction	Percentiles					ADT
		15th	50th	Average	85th	95th	
SE Lake Blvd	Summary	22	27	27	31	34	2082

# VOLUME

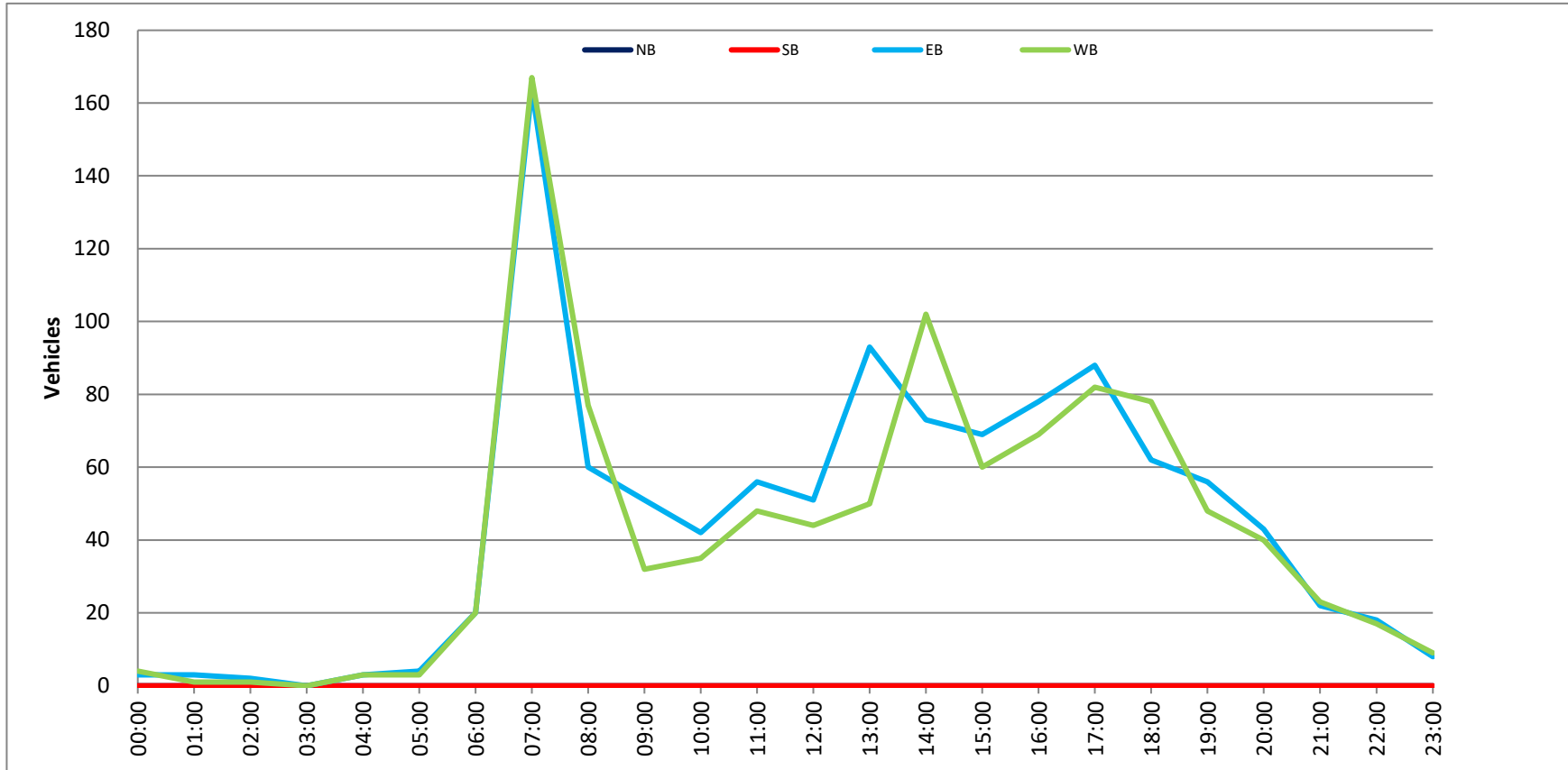
SE Lake Blvd E/O Stonebridge Pkwy

Day: Thursday  
Date: 5/25/2023

City: Hollywood  
Project #: FL23\_140259\_036

DAILY TOTALS										NB		SB		EB		WB		TOTAL		
AM Period	NB	SB	EB	WB	TOTAL	PMI Period	NB	SB	EB	WB	TOTAL	SPLIT %	EB	WB	TOTAL	SPLIT %	EB	WB	TOTAL	
										0	0	1,069	1,013			2,082				
00:00	0	0	1	0	1	12:00	0	0	23	13	36									36
00:15	0	0	0	1	1	12:15	0	0	8	8	16									16
00:30	0	0	2	2	4	12:30	0	0	9	11	20									20
00:45	0	0	0	3	3	12:45	0	0	11	51	62									113
01:00	0	0	2	0	2	13:00	0	0	20	7	27									34
01:15	0	0	0	0	0	13:15	0	0	18	10	28									38
01:30	0	0	1	1	2	13:30	0	0	25	8	33									41
01:45	0	0	0	3	3	13:45	0	0	30	93	123									156
02:00	0	0	0	0	0	14:00	0	0	27	42	69									109
02:15	0	0	1	0	1	14:15	0	0	11	30	41									41
02:30	0	0	0	0	0	14:30	0	0	13	15	28									41
02:45	0	0	1	0	1	14:45	0	0	22	73	95									95
03:00	0	0	0	2	2	15:00	0	0	14	19	33									33
03:15	0	0	0	0	0	15:15	0	0	13	10	23									23
03:30	0	0	0	0	0	15:30	0	0	20	20	40									40
03:45	0	0	0	0	0	15:45	0	0	22	69	91									91
04:00	0	0	0	0	0	16:00	0	0	15	16	31									31
04:15	0	0	0	2	2	16:15	0	0	20	16	36									36
04:30	0	0	2	1	3	16:30	0	0	22	13	35									35
04:45	0	0	1	0	1	16:45	0	0	21	78	99									99
05:00	0	0	0	0	0	17:00	0	0	20	19	39									39
05:15	0	0	0	0	0	17:15	0	0	16	20	36									36
05:30	0	0	2	0	2	17:30	0	0	20	18	38									38
05:45	0	0	2	4	6	17:45	0	0	32	88	120									120
06:00	0	0	0	0	0	18:00	0	0	18	16	34									34
06:15	0	0	3	5	8	18:15	0	0	17	20	37									37
06:30	0	0	0	5	5	18:30	0	0	15	17	32									32
06:45	0	0	9	10	19	18:45	0	0	12	62	74									74
07:00	0	0	21	10	31	19:00	0	0	18	11	29									29
07:15	0	0	43	37	80	19:15	0	0	14	12	26									26
07:30	0	0	68	57	125	19:30	0	0	12	16	28									28
07:45	0	0	32	63	95	19:45	0	0	12	56	68									68
08:00	0	0	20	38	58	20:00	0	0	10	7	17									17
08:15	0	0	12	16	28	20:15	0	0	16	17	33									33
08:30	0	0	16	8	24	20:30	0	0	9	11	20									20
08:45	0	0	12	15	27	20:45	0	0	8	43	51									51
09:00	0	0	11	11	22	21:00	0	0	10	6	16									16
09:15	0	0	11	9	20	21:15	0	0	6	7	13									13
09:30	0	0	11	8	19	21:30	0	0	2	6	8									8
09:45	0	0	9	4	13	21:45	0	0	4	22	26									26
10:00	0	0	13	7	20	22:00	0	0	7	6	13									13
10:15	0	0	11	9	20	22:15	0	0	2	4	6									6
10:30	0	0	8	12	20	22:30	0	0	5	3	8									8
10:45	0	0	10	7	17	22:45	0	0	4	18	22									22
11:00	0	0	9	11	20	23:00	0	0	1	1	2									2
11:15	0	0	14	10	24	23:15	0	0	2	2	4									4
11:30	0	0	20	11	31	23:30	0	0	3	3	6									6
11:45	0	0	13	16	29	23:45	0	0	2	8	10									10
TOTALS			408	391	799	TOTALS			661	622	1283									1283
SPLIT %			51.1%	48.9%	38.4%	SPLIT %			51.5%	48.5%	61.6%									

DAILY TOTALS										NB		SB		EB		WB		Total		
AM Peak Hour	07:00	07:15	07:15	07:15	07:15	PM Peak Hour	13:15	13:45	13:45	13:30										
AM Pk Volume	164	195	358	376	358	PM Pk Volume	100	112	112	198										
Pk Hr Factor	0.603	0.774	0.716	0.716	0.716	Pk Hr Factor	0.833	0.667	0.667	0.717										
7 - 9 Volume	0	0	224	244	468	4 - 6 Volume	0	0	166	151										
7 - 9 Peak Hour	07:00	07:15	07:15	07:15	07:15	4 - 6 Peak Hour	17:00	17:00	17:00	17:00										
7 - 9 Pk Volume	164	195	358	358	358	4 - 6 Pk Volume	88	82	88	82										
Pk Hr Factor	0.603	0.774	0.716	0.716	0.716	Pk Hr Factor	0.688	0.820	0.688	0.820										
										0	0	1,069	1,013							2,082



North Bound														
Time	< 15	15 - 19	20 - 24	25 - 29	30 - 34	35 - 39	40 - 44	45 - 49	50 - 54	55 - 59	60 - 64	65 - 69	70 +	Total
00:00 AM	0	0	0	1	0	0	0	0	0	0	0	0	0	1
00:15	0	0	1	0	1	1	0	0	0	0	0	0	0	3
00:30	0	0	0	0	1	0	0	0	0	0	0	0	0	1
00:45	0	0	0	0	0	1	0	0	0	0	0	0	0	1
01:00	0	0	0	0	0	0	0	0	0	0	0	0	0	0
01:15	0	0	0	0	0	0	0	0	0	0	0	0	0	0
01:30	0	0	0	1	0	0	0	0	0	0	0	0	0	1
01:45	0	0	0	0	0	0	0	0	0	0	0	0	0	0
02:00	0	0	0	0	0	0	0	0	0	0	0	0	0	0
02:15	0	0	0	0	0	0	0	0	0	0	0	0	0	0
02:30	0	0	0	0	0	0	0	0	0	0	0	0	0	0
02:45	0	0	0	0	0	0	0	0	0	0	0	0	0	0
03:00	0	0	0	0	1	0	0	0	0	0	0	0	0	1
03:15	0	0	0	0	0	0	0	0	0	0	0	0	0	0
03:30	0	0	0	0	1	0	0	0	0	0	0	0	0	1
03:45	0	0	0	0	1	0	0	0	0	0	0	0	0	2
04:00	0	0	0	0	0	0	0	0	0	0	0	0	0	0
04:15	0	0	0	2	2	1	0	0	0	0	0	0	0	5
04:30	0	0	0	0	2	0	0	0	0	0	0	0	0	2
04:45	0	0	0	0	0	0	0	0	0	0	0	0	0	0
05:00	0	2	0	0	1	1	0	0	0	0	0	0	0	4
05:15	0	1	0	0	0	0	0	0	0	0	0	0	0	1
05:30	0	1	1	0	0	0	0	0	0	0	0	0	0	2
05:45	0	0	0	0	1	0	0	0	0	0	0	0	0	1
06:00	0	0	0	4	1	0	0	0	0	0	0	0	0	5
06:15	0	0	0	3	4	0	1	0	0	0	0	0	0	8
06:30	0	0	1	5	1	2	1	0	0	0	0	0	0	10
06:45	0	0	2	3	8	1	0	0	0	0	0	0	0	14
07:00	0	0	2	5	5	4	0	0	0	0	0	0	0	16
07:15	1	1	0	2	6	8	1	0	0	0	0	0	0	19
07:30	1	0	2	6	14	5	0	0	0	0	0	0	0	28
07:45	1	0	1	8	11	8	1	0	0	0	0	0	0	30
08:00	1	0	0	13	18	3	0	0	0	0	0	0	0	34
08:15	1	0	2	7	8	2	2	0	0	0	0	0	0	22
08:30	0	1	3	4	8	5	2	0	0	0	0	0	0	23
08:45	0	0	3	4	14	1	2	0	0	0	0	0	0	24
09:00	3	0	4	7	7	4	1	0	0	0	0	0	0	26
09:15	0	1	0	2	10	0	1	0	0	0	0	0	0	14
09:30	0	0	1	6	9	2	0	0	0	0	0	0	0	18
09:45	0	0	3	3	7	1	0	0	0	0	0	0	0	14
10:00	0	0	2	3	5	5	1	0	0	0	0	0	0	16
10:15	2	0	3	4	11	1	0	0	0	0	0	0	0	21
10:30	1	0	1	9	9	4	1	0	0	0	0	0	0	25
10:45	0	1	2	5	11	0	0	0	0	0	0	0	0	19
11:00	0	0	2	4	5	6	0	0	0	0	0	0	0	17
11:15	0	0	1	6	10	2	1	0	0	0	0	0	0	20
11:30	1	0	0	3	12	8	0	0	0	0	0	0	0	24
11:45	0	2	0	3	11	8	0	1	0	0	0	0	0	25
12:00 PM	0	0	1	4	4	3	1	0	0	0	0	0	0	13
12:15	0	0	0	3	8	7	1	0	0	0	0	0	0	19
12:30	0	0	0	10	10	5	0	0	0	0	0	0	0	25
12:45	0	0	1	8	7	4	2	0	0	0	0	0	0	22
13:00	0	1	3	12	9	1	0	0	0	0	0	0	0	26
13:15	0	1	2	10	8	5	0	0	0	0	0	0	0	26
13:30	0	1	2	6	7	3	0	0	0	0	0	0	0	19
13:45	0	0	1	6	14	3	1	0	0	0	0	0	0	25
14:00	0	0	2	3	9	4	1	1	0	0	0	0	0	20
14:15	0	1	2	7	12	4	0	0	0	0	0	0	0	26
14:30	0	0	1	8	7	5	0	0	0	0	0	0	0	21
14:45	1	1	1	9	16	9	1	0	0	0	0	0	0	38
15:00	3	1	2	12	19	7	3	0	0	0	0	0	0	47
15:15	0	0	2	2	10	1	2	1	0	0	0	0	0	18
15:30	0	1	5	7	13	2	0	0	0	0	0	0	0	28
15:45	0	0	3	6	22	12	2	0	0	0	0	0	0	45
16:00	0	0	2	9	17	6	1	0	0	0	0	0	0	35
16:15	0	0	2	10	17	6	0	0	0	0	0	0	0	35
16:30	0	0	1	8	25	11	0	0	0	0	0	0	0	45
16:45	1	2	2	11	11	5	1	0	0	0	0	0	0	33
17:00	0	0	3	7	18	10	2	0	0	0	0	0	0	40
17:15	0	0	0	7	21	5	1	0	0	0	0	0	0	35
17:30	0	0	0	10	25	8	0	0	0	0	0	0	0	43
17:45	1	0	0	6	16	7	1	0	0	0	0	0	0	31
18:00	0	2	1	13	11	9	4	0	0	0	0	0	0	40
18:15	0	0	0	10	24	7	2	0	0	0	0	0	0	43
18:30	0	0	1	2	19	9	3	1	0	0	0	0	0	35
18:45	0	0	1	8	10	8	0	0	0	0	0	0	0	27
19:00	0	0	0	6	7	16	3	0	0	0	0	0	0	26
19:15	0	0	0	0	12	15	3	4	0	0	0	0	0	34
19:30	0	0	2	9	13	4	0	0	0	0	0	0	0	28
19:45	0	0	3	4	5	4	0	0	0	0	0	0	0	16
20:00	0	0	2	9	6	4	0	0	0	0	0	0	0	21
20:15	0	0	2	11	6	5	2	0	0	0	0	0	0	26
20:30	0	0	0	2	8	5	0	0	0	0	0	0	0	15
20:45	0	0	0	2	8	2	0	0	0	0	0	0	0	12
21:00	0	0	0	4	4	2	0	0	0	0	0	0	0	10
21:15	0	0	3	6	10	5	1	0	0	0	0	0	0	25
21:30	0	0	0	5	2	0	0	0	0	0	0	0	0	7
21:45	0	0	0	6	5	4	5	0	0	0	0	0	0	14
22:00	0	0	3	2	1	2	0	0	0	0	0	0	0	8
22:15	0	0	1	2	1	4	1	2	0	0	0	0	0	11
22:30	0	0	0	0	4	3	0	0	0	0	0	0	0	7
22:45	0	0	0	2	2	3	0	0	0	0	0	0	0	7
23:00	0	0	0	2	0	0	0	0	0	0	0	0	0	2
23:15	0	0	0	1	0	0	1	0	0	0	0	0	0	2
23:30	0	0	1	0	0	0	0	0	0	0	0	0	0	1
23:45	0	0	0	3	0	0	1	0	0	0	0	0	0	4
<b>Totals</b>	<b>18</b>	<b>21</b>	<b>97</b>	<b>424</b>	<b>711</b>	<b>303</b>	<b>64</b>	<b>6</b>						<b>1634</b>
<b>% of Totals</b>	<b>1%</b>	<b>1%</b>	<b>6%</b>	<b>26%</b>	<b>44%</b>	<b>19%</b>	<b>3%</b>	<b>0%</b>						<b>100%</b>
<b>AM Volumes</b>	12	19	37	123	217	83	19	1	0	0	0	0	0	498
<b>% AM</b>	1%	1%	2%	8%	13%	5%	1%	0%						30%
<b>AM Peak Hour</b>	07:15	04:45	08:15	07:30	07:30	11:30	08:15	11:00						07:30
<b>Volume</b>	4	4	12	34	51	26	7	11						114
<b>PM Volumes</b>	6	11	60	301	494	220	39	5	0	0	0	0	0	1130
<b>% PM</b>	0%	1%	4%	18%	30%	13%	2%	0%						70%
<b>PM Peak Hour</b>	16:15	12:45	15:00	12:30	15:45	15:45	17:45	21:30						15:45
<b>Volume</b>	4	3	12	40	81	35	10	2						160
<b>Directional Peak Periods</b>	<b>AM 7-9</b>			<b>NOON 12-2</b>			<b>PM 4-6</b>			<b>Off Peak Volumes</b>				
<b>All Classes</b>	Volume	%	Volume	%	Volume	%	Volume	%	Volume	%	Volume	%	Volume	%
	196	12%	175	11%	297	18%	966	59%						

Street Name	Direction	Percentiles					
		15th	50th	Average	85th	95th	ADT
Stonebridge Pkwy	North Bound	26	32	31	37	40	1634
Stonebridge Pkwy	South Bound	25	32	31	38	41	1422

South Bound

Time	< 15	15 - 19	20 - 24	25 - 29	30 - 34	35 - 39	40 - 44	45 - 49	50 - 54	55 - 59	60 - 64	65 - 69	70 +	Total
00:00 AM	0	0	0	0	0	0	1	0	0	0	0	0	0	1
00:15	0	0	0	0	0	1	0	0	0	0	0	0	0	1
00:30	0	0	0	0	1	1	0	0	0	0	0	0	0	2
00:45	0	0	0	1	0	0	0	0	0	0	0	0	0	1
01:00	0	1	0	0	0	0	0	0	0	0	0	0	0	1
01:15	0	0	0	0	0	0	0	0	0	0	0	0	0	0
01:30	0	0	0	0	0	0	0	0	0	0	0	0	0	0
01:45	0	0	0	0	0	0	0	0	0	0	0	0	0	0
02:00	0	0	0	0	0	0	0	0	0	0	0	0	0	0
02:15	0	0	2	0	0	1	0	0	0	0	0	0	0	2
02:30	0	0	0	0	0	0	0	0	0	0	0	0	0	0
02:45	0	0	0	0	0	0	0	0	0	0	0	0	0	0
03:00	0	0	0	0	0	0	0	0	0	0	0	0	0	0
03:15	0	0	0	0	0	0	0	0	0	0	0	0	0	0
03:30	0	0	0	1	0	0	0	0	0	0	0	0	0	1
03:45	0	0	0	0	0	0	0	0	0	0	0	0	0	0
04:00	0	0	0	0	0	0	0	0	0	0	0	0	0	0
04:15	0	0	0	0	0	0	0	0	0	0	0	0	0	0
04:30	0	0	0	1	0	0	0	0	0	0	0	0	0	1
04:45	0	0	0	1	0	0	0	0	0	0	0	0	0	1
05:00	0	0	1	0	0	0	0	0	0	0	0	0	0	1
05:15	0	0	0	1	0	0	0	0	0	0	0	0	0	1
05:30	0	0	1	1	1	0	0	0	0	0	0	0	0	3
05:45	0	0	1	0	1	2	0	0	0	0	0	0	0	4
06:00	0	0	0	0	1	0	0	0	0	0	0	0	0	1
06:15	0	0	1	1	1	0	1	0	0	0	0	0	0	4
06:30	0	0	0	1	3	1	1	0	0	0	0	0	0	7
06:45	1	0	4	3	2	3	1	0	0	0	0	0	0	14
07:00	4	1	2	11	6	6	2	0	0	0	0	0	0	32
07:15	0	0	5	9	25	5	1	0	0	0	0	0	0	45
07:30	1	0	6	10	4	5	1	0	0	0	0	0	0	27
07:45	0	0	2	7	13	13	3	1	0	0	0	0	0	39
08:00	0	1	5	6	9	6	0	0	0	0	0	0	0	27
08:15	0	0	4	3	10	6	2	0	0	0	0	0	0	25
08:30	0	0	1	9	8	6	3	0	0	0	0	0	0	27
08:45	0	0	2	6	8	2	4	0	0	0	0	0	0	22
09:00	1	0	5	3	9	8	0	0	1	0	0	0	0	27
09:15	0	1	3	5	7	1	0	0	0	0	0	0	0	13
09:30	0	0	3	5	7	3	1	0	0	0	0	0	0	19
09:45	0	2	2	6	5	1	1	0	0	0	0	0	0	17
10:00	0	1	0	3	7	4	1	0	0	0	0	0	0	16
10:15	0	2	2	6	2	0	0	0	0	0	0	0	0	12
10:30	1	4	2	3	4	3	0	0	0	0	0	0	0	17
10:45	0	3	2	5	6	5	1	0	0	0	0	0	0	22
11:00	0	1	1	8	3	2	0	0	0	0	0	0	0	15
11:15	2	0	2	2	3	2	2	0	1	0	0	0	0	14
11:30	0	0	1	3	7	6	1	0	0	0	0	0	0	18
11:45	0	0	1	5	7	5	1	0	0	0	0	0	0	19
12:00 PM	1	0	3	4	11	7	0	1	0	0	0	0	0	27
12:15	0	0	4	3	2	1	2	0	0	0	0	0	0	12
12:30	2	3	2	3	3	4	0	0	0	0	0	0	0	17
12:45	0	0	1	6	2	2	1	0	0	0	0	0	0	12
13:00	1	0	3	5	11	1	0	0	0	0	0	0	0	21
13:15	0	1	3	6	6	3	1	0	0	0	0	0	0	20
13:30	0	0	2	9	3	3	1	0	0	0	0	0	0	24
13:45	0	3	0	6	7	8	2	0	0	0	0	0	0	26
14:00	0	0	0	6	3	6	1	1	0	0	0	0	0	17
14:15	1	0	1	3	14	0	0	0	0	0	0	0	0	19
14:30	2	0	2	5	5	5	2	0	0	0	0	0	0	21
14:45	0	0	5	6	13	2	2	0	0	0	0	0	0	28
15:00	0	0	0	2	5	3	4	0	0	0	0	0	0	18
15:15	0	0	2	7	9	5	4	0	0	0	0	0	0	27
15:30	1	1	6	9	21	8	1	0	0	0	0	0	0	47
15:45	0	1	1	8	9	7	3	0	0	0	0	0	0	29
16:00	0	0	1	8	6	5	0	1	0	0	0	0	0	21
16:15	0	0	1	5	7	8	1	0	0	0	0	0	0	22
16:30	0	0	1	7	12	7	2	0	0	0	0	0	0	29
16:45	1	2	1	7	7	7	5	0	0	0	0	0	0	24
17:00	0	2	1	6	13	6	1	1	0	0	0	0	0	30
17:15	0	0	0	7	16	7	2	0	0	0	0	0	0	32
17:30	0	0	0	12	12	9	0	0	0	0	0	0	0	33
17:45	0	2	5	15	13	6	5	0	0	0	0	0	0	46
18:00	0	0	1	5	10	6	4	1	0	0	0	0	0	27
18:15	0	1	2	2	6	2	0	0	0	0	0	0	0	13
18:30	0	1	3	9	7	7	1	0	0	0	0	0	0	28
18:45	0	1	1	6	11	2	1	0	0	0	0	0	0	22
19:00	0	2	2	6	9	4	3	0	0	0	0	0	0	26
19:15	0	1	2	7	4	8	2	0	0	0	0	0	0	24
19:30	0	2	3	6	9	5	2	0	0	0	0	0	0	27
19:45	0	2	1	5	9	2	0	0	0	0	0	0	0	19
20:00	0	1	1	5	5	4	0	0	0	0	0	0	0	16
20:15	0	1	3	6	3	5	1	0	0	0	0	0	0	19
20:30	0	1	7	11	6	4	0	1	0	0	0	0	0	18
20:45	0	0	1	2	8	3	0	0	0	0	0	0	0	14
21:00	0	1	0	4	3	2	0	0	0	0	0	0	0	10
21:15	0	0	0	3	4	5	0	0	0	0	0	0	0	12
21:30	0	0	0	0	5	2	0	0	0	0	0	0	0	7
21:45	0	0	2	3	1	2	0	0	0	0	0	0	0	8
22:00	0	0	1	3	1	1	0	1	1	0	0	0	0	8
22:15	0	0	1	3	0	2	1	0	0	0	0	0	0	7
22:30	0	0	0	2	1	0	1	0	0	0	0	0	0	4
22:45	0	0	0	0	0	1	0	0	0	0	0	0	0	1
23:00	0	0	0	1	1	1	0	0	0	0	0	0	0	3
23:15	0	0	0	1	1	0	0	0	0	0	0	0	0	2
23:30	0	0	1	1	0	0	0	0	0	0	0	0	0	2
23:45	0	0	1	1	1	1	0	0	0	0	0	0	0	4
<b>Totals</b>	<b>15</b>	<b>46</b>	<b>133</b>	<b>365</b>	<b>476</b>	<b>287</b>	<b>84</b>	<b>7</b>	<b>3</b>					<b>1422</b>
<b>% of Totals</b>	<b>1%</b>	<b>3%</b>	<b>9%</b>	<b>26%</b>	<b>33%</b>	<b>20%</b>	<b>6%</b>	<b>0%</b>	<b>0%</b>					<b>100%</b>

AM Peak Hour	06:45	10:00	07:15	07:00	07:15	07:45	08:00	07:00	08:15					
AM Volumes	10	17	60	126	158	97	28	1	2	0	0	0	0	499
% AM	1%	1%	4%	9%	11%	7%	2%	0%	0%					35%
PM Peak Hour	6	10	18	37	51	31	9	1	1					07:00
PM Volumes	9	29	73	239	319	190	60	6	1	0	0	0	0	923
% PM	1%	2%	5%	17%	22%	13%	4%	0%	0%					65%
Off Peak Hour	12:00	19:00	14:45	17:00	16:45	14:00	12:00	21:15						17:00
Off Peak Volumes	3	7	15	40	54	29	7	1						141
<b>Directional Peak Periods</b>	<b>AM 7-9</b>				<b>NOON 12-2</b>				<b>PM 4-6</b>				<b>Off Peak Volumes</b>	
<b>All Classes</b>	Volume 244				Volume 159				Volume 237				Volume 782	
	17%				11%				17%				55%	

Street Name	Direction	Percentiles					
		15th	50th	Average	85th	95th	ADT
Stonebridge Pkwy	North Bound	26	32	31	37	40	1634
Stonebridge Pkwy	South Bound	25	32	31	38	41	1422

Summary

Time	< 15	15 - 19	20 - 24	25 - 29	30 - 34	35 - 39	40 - 44	45 - 49	50 - 54	55 - 59	60 - 64	65 - 69	70 +	Total
00:00 AM	0	0	0	1	0	0	1	0	0	0	0	0	0	2
00:15	0	0	1	0	2	1	0	0	0	0	0	0	0	4
00:30	0	0	0	0	2	1	0	0	0	0	0	0	0	3
00:45	0	0	0	1	0	1	0	0	0	0	0	0	0	2
01:00	0	1	0	0	0	0	0	0	0	0	0	0	0	1
01:15	0	0	0	0	0	0	0	0	0	0	0	0	0	0
01:30	0	0	0	0	1	0	0	0	0	0	0	0	0	1
01:45	0	0	0	0	0	0	0	0	0	0	0	0	0	0
02:00	0	0	0	0	0	0	0	0	0	0	0	0	0	0
02:15	0	0	2	0	0	1	0	0	0	0	0	0	0	2
02:30	0	0	0	0	0	0	0	0	0	0	0	0	0	0
02:45	0	0	0	0	0	0	0	0	0	0	0	0	0	0
03:00	0	0	0	0	1	0	0	0	0	0	0	0	0	1
03:15	0	0	0	0	0	0	0	0	0	0	0	0	0	0
03:30	0	0	0	1	1	0	0	0	0	0	0	0	0	2
03:45	0	0	0	0	1	1	0	0	0	0	0	0	0	2
04:00	0	0	0	0	0	0	0	0	0	0	0	0	0	0
04:15	0	0	0	2	2	1	0	0	0	0	0	0	0	5
04:30	0	0	0	1	2	0	0	0	0	0	0	0	0	3
04:45	0	0	0	1	0	0	0	0	0	0	0	0	0	1
05:00	0	2	3	0	1	1	0	0	0	0	0	0	0	5
05:15	0	1	0	1	0	0	0	0	0	0	0	0	0	2
05:30	0	1	2	1	1	0	0	0	0	0	0	0	0	5
05:45	0	0	1	0	2	2	0	0	0	0	0	0	0	5
06:00	0	0	0	4	2	0	0	0	0	0	0	0	0	6
06:15	0	0	1	4	5	0	2	0	0	0	0	0	0	12
06:30	0	0	2	6	4	3	2	0	0	0	0	0	0	17
06:45	1	0	6	6	10	4	1	0	0	0	0	0	0	28
07:00	4	1	4	16	11	10	2	0	0	0	0	0	0	48
07:15	1	1	5	11	31	13	2	0	0	0	0	0	0	64
07:30	2	0	8	16	18	10	1	0	0	0	0	0	0	55
07:45	1	0	8	15	24	21	4	1	0	0	0	0	0	69
08:00	1	1	5	19	27	8	0	0	0	0	0	0	0	61
08:15	1	0	6	10	18	8	4	0	0	0	0	0	0	47
08:30	0	1	4	13	16	11	5	0	0	0	0	0	0	50
08:45	0	0	5	10	22	3	6	0	0	0	0	0	0	46
09:00	4	0	9	10	16	12	1	0	1	0	0	0	0	53
09:15	0	2	3	7	14	1	1	0	0	0	0	0	0	27
09:30	0	0	4	11	16	5	1	0	0	0	0	0	0	37
09:45	0	2	5	9	12	2	1	0	0	0	0	0	0	31
10:00	0	1	2	6	12	9	2	0	0	0	0	0	0	32
10:15	2	2	5	10	13	1	0	0	0	0	0	0	0	33
10:30	2	4	8	12	13	7	1	0	0	0	0	0	0	42
10:45	0	4	4	10	17	5	1	0	0	0	0	0	0	41
11:00	0	1	3	12	8	8	0	0	0	0	0	0	0	32
11:15	2	0	3	8	13	4	3	0	1	0	0	0	0	34
11:30	1	0	1	6	19	14	1	0	0	0	0	0	0	42
11:45	0	2	1	8	18	13	1	1	0	0	0	0	0	44
12:00 PM	1	0	4	8	15	10	1	1	0	0	0	0	0	40
12:15	0	0	4	6	10	8	3	0	0	0	0	0	0	31
12:30	2	3	2	13	13	9	0	0	0	0	0	0	0	42
12:45	0	0	2	14	9	6	3	0	0	0	0	0	0	34
13:00	1	1	6	17	20	2	0	0	0	0	0	0	0	47
13:15	0	2	5	16	14	8	1	0	0	0	0	0	0	46
13:30	0	1	4	15	16	6	1	0	0	0	0	0	0	43
13:45	0	3	1	12	21	11	3	0	0	0	0	0	0	51
14:00	0	0	2	9	12	10	2	2	0	0	0	0	0	37
14:15	1	1	3	10	26	4	0	0	0	0	0	0	0	45
14:30	2	0	3	13	12	10	2	0	0	0	0	0	0	42
14:45	1	1	6	15	29	11	3	0	0	0	0	0	0	66
15:00	3	1	4	17	22	11	7	0	0	0	0	0	0	65
15:15	0	0	4	9	19	6	6	1	0	0	0	0	0	45
15:30	1	2	11	16	34	10	1	0	0	0	0	0	0	75
15:45	0	1	4	14	31	19	5	0	0	0	0	0	0	74
16:00	0	0	3	17	23	11	1	1	0	0	0	0	0	56
16:15	0	0	3	15	24	14	1	0	0	0	0	0	0	57
16:30	0	0	2	15	37	18	2	0	0	0	0	0	0	74
16:45	2	4	3	12	18	12	6	0	0	0	0	0	0	57
17:00	0	2	4	13	31	16	3	1	0	0	0	0	0	70
17:15	0	0	1	14	37	12	3	0	0	0	0	0	0	67
17:30	0	0	0	22	37	17	0	0	0	0	0	0	0	76
17:45	1	2	5	21	29	13	6	0	0	0	0	0	0	77
18:00	0	2	2	18	21	15	8	1	0	0	0	0	0	67
18:15	0	1	2	12	30	9	2	0	0	0	0	0	0	56
18:30	0	1	4	11	26	16	4	1	0	0	0	0	0	63
18:45	0	1	2	14	21	10	1	0	0	0	0	0	0	49
19:00	0	2	2	13	25	7	3	0	0	0	0	0	0	52
19:15	0	1	2	19	19	11	6	0	0	0	0	0	0	58
19:30	0	2	5	15	22	9	2	0	0	0	0	0	0	55
19:45	0	2	4	9	14	6	0	0	0	0	0	0	0	35
20:00	0	1	3	14	11	8	0	0	0	0	0	0	0	37
20:15	0	1	5	17	9	10	3	0	0	0	0	0	0	45
20:30	0	1	7	8	14	9	0	0	0	0	0	0	0	33
20:45	0	0	1	4	16	5	0	0	0	0	0	0	0	26
21:00	0	1	0	8	7	4	0	0	0	0	0	0	0	20
21:15	0	0	3	9	14	10	1	0	0	0	0	0	0	37
21:30	0	0	0	5	7	2	0	0	0	0	0	0	0	14
21:45	0	0	2	8	5	7	0	0	0	0	0	0	0	22
22:00	0	0	4	5	7	3	0	1	1	0	0	0	0	16
22:15	0	0	2	5	1	6	2	2	0	0	0	0	0	18
22:30	0	0	0	2	5	3	1	0	0	0	0	0	0	11
22:45	0	0	0	2	2	4	0	0	0	0	0	0	0	8
23:00	0	0	0	3	1	1	0	0	0	0	0	0	0	5
23:15	0	0	2	1	0	0	1	0	0	0	0	0	0	4
23:30	0	0	2	1	0	0	0	0	0	0	0	0	0	3
23:45	0	0	1	4	1	1	1	0	0	0	0	0	0	8
<b>Totals</b>	<b>37</b>	<b>62</b>	<b>232</b>	<b>789</b>	<b>1187</b>	<b>590</b>	<b>138</b>	<b>13</b>	<b>3</b>					<b>3056</b>
<b>% of Totals</b>	<b>1%</b>	<b>2%</b>	<b>8%</b>	<b>26%</b>	<b>39%</b>	<b>19%</b>	<b>5%</b>	<b>0%</b>	<b>0%</b>					<b>100%</b>

Directional Peak Periods	AM 7-9				NOON 12-2				PM 4-6				Off Peak Volumes			
All Classes	Volume	%	Volume	%	Volume	%	Volume	%	Volume	%	Volume	%	Volume	%		
	440	14%	334	11%	534	17%	1748	57%								

Street Name	Direction	15th	50th	Average	85th	95th	ADT
Stonebridge Pkwy	Summary	26	32	31	37	40	3056

# SPEED

## Stonebridge Pkwy Bet. E Sailboat Dr & Bridge Rd

Day: Tuesday  
Date: 5/16/2023

City: Hollywood  
Project #: FL23\_140259\_037n

### North Bound

Time	< 15	15 - 19	20 - 24	25 - 29	30 - 34	35 - 39	40 - 44	45 - 49	50 - 54	55 - 59	60 - 64	65 - 69	70 +	Total
00:00 AM	0	0	1	1	2	2	0	0	0	0	0	0	0	6
01:00	0	0	0	0	1	0	0	0	0	0	0	0	0	1
02:00	0	0	0	0	0	0	0	0	0	0	0	0	0	0
03:00	0	0	0	1	3	0	0	0	0	0	0	0	0	4
04:00	0	0	0	2	4	1	0	0	0	0	0	0	0	7
05:00	0	4	1	0	2	1	0	0	0	0	0	0	0	8
06:00	0	0	3	15	14	3	2	0	0	0	0	0	0	37
07:00	3	1	5	21	36	25	2	0	0	0	0	0	0	93
08:00	2	1	8	28	48	10	6	0	0	0	0	0	0	103
09:00	3	1	8	18	33	7	2	0	0	0	0	0	0	72
10:00	3	1	8	21	36	10	2	0	0	0	0	0	0	81
11:00	1	2	3	16	38	24	1	1	0	0	0	0	0	86
12:00 PM	0	0	2	25	29	19	4	0	0	0	0	0	0	79
13:00	0	3	8	34	38	12	1	0	0	0	0	0	0	96
14:00	1	2	6	27	44	22	2	1	0	0	0	0	0	105
15:00	3	2	12	27	64	22	7	1	0	0	0	0	0	138
16:00	1	2	7	38	70	28	2	0	0	0	0	0	0	148
17:00	1	0	4	30	80	30	4	0	0	0	0	0	0	149
18:00	0	2	3	33	64	33	9	1	0	0	0	0	0	145
19:00	0	0	5	32	49	14	4	0	0	0	0	0	0	104
20:00	0	0	4	24	28	16	2	0	0	0	0	0	0	74
21:00	0	0	3	20	20	12	1	0	0	0	0	0	0	56
22:00	0	0	4	6	8	12	1	2	0	0	0	0	0	33
23:00	0	0	2	5	0	0	2	0	0	0	0	0	0	9
<b>Totals</b>	<b>18</b>	<b>21</b>	<b>97</b>	<b>424</b>	<b>711</b>	<b>303</b>	<b>54</b>	<b>6</b>						<b>1634</b>
<b>% of Totals</b>	<b>1%</b>	<b>1%</b>	<b>6%</b>	<b>26%</b>	<b>44%</b>	<b>19%</b>	<b>3%</b>	<b>0%</b>						<b>100%</b>

<b>AM Volumes</b>	12	10	37	123	217	83	15	1	0	0	0	0	0	498
<b>% AM</b>	1%	1%	2%	8%	13%	5%	1%	0%						30%
<b>AM Peak Hour</b>	07:00	05:00	08:00	08:00	08:00	07:00	08:00	11:00						08:00
<b>Volume</b>	3	4	8	28	48	25	6	1						103
<b>PM Volumes</b>	6	11	60	301	494	220	39	5	0	0	0	0	0	1136
<b>% PM</b>	0%	1%	4%	18%	30%	13%	2%	0%						70%
<b>PM Peak Hour</b>	15:00	13:00	15:00	16:00	17:00	18:00	18:00	22:00						17:00
<b>Volume</b>	3	3	12	38	80	33	9	2						149

Directional Peak Periods All Speeds	AM 7-9		NOON 12-2		PM 4-6		Off Peak Volumes	
	Volume	%	Volume	%	Volume	%	Volume	%
	196	↔ 12%	175	↔ 11%	297	↔ 18%	966	↔ 59%

Street Name	Direction	Percentiles					ADT
		15th	50th	Average	85th	95th	
Stonebridge Pkwy	North Bound	26	32	31	37	40	1634
Stonebridge Pkwy	South Bound	25	32	31	38	41	1422



# SPEED

## Stonebridge Pkwy Bet. E Sailboat Dr & Bridge Rd

Day: Tuesday  
Date: 5/16/2023

City: Hollywood  
Project #: FL23\_140259\_037s

**South Bound**

Time	< 15	15 - 19	20 - 24	25 - 29	30 - 34	35 - 39	40 - 44	45 - 49	50 - 54	55 - 59	60 - 64	65 - 69	70 +	Total
00:00 AM	0	0	0	1	2	1	1	0	0	0	0	0	0	5
01:00	0	1	0	0	0	0	0	0	0	0	0	0	0	1
02:00	0	0	1	0	0	1	0	0	0	0	0	0	0	2
03:00	0	0	0	1	0	0	0	0	0	0	0	0	0	1
04:00	0	0	0	2	0	0	0	0	0	0	0	0	0	2
05:00	0	0	3	2	2	2	0	0	0	0	0	0	0	9
06:00	1	0	6	5	7	4	3	0	0	0	0	0	0	26
07:00	5	1	15	37	48	29	7	1	0	0	0	0	0	143
08:00	0	1	12	24	35	20	9	0	0	0	0	0	0	101
09:00	1	3	12	19	25	13	2	0	1	0	0	0	0	76
10:00	1	10	6	17	19	12	2	0	0	0	0	0	0	67
11:00	2	1	5	18	20	15	4	0	1	0	0	0	0	66
12:00 PM	3	3	10	16	18	14	3	1	0	0	0	0	0	68
13:00	1	4	8	26	33	15	4	0	0	0	0	0	0	91
14:00	3	0	8	20	35	13	5	1	0	0	0	0	0	85
15:00	1	2	11	29	42	24	12	0	0	0	0	0	0	121
16:00	1	2	4	21	32	27	8	1	0	0	0	0	0	96
17:00	0	4	6	40	54	28	8	1	0	0	0	0	0	141
18:00	0	3	7	22	34	17	6	1	0	0	0	0	0	90
19:00	0	7	8	24	31	19	7	0	0	0	0	0	0	96
20:00	0	3	6	19	22	16	1	0	0	0	0	0	0	67
21:00	0	1	2	10	13	11	0	0	0	0	0	0	0	37
22:00	0	0	2	8	2	4	2	1	1	0	0	0	0	20
23:00	0	0	3	4	2	2	0	0	0	0	0	0	0	11
<b>Totals</b>	<b>19</b>	<b>46</b>	<b>135</b>	<b>365</b>	<b>476</b>	<b>287</b>	<b>84</b>	<b>7</b>	<b>3</b>					<b>1422</b>
<b>% of Totals</b>	<b>1%</b>	<b>3%</b>	<b>9%</b>	<b>26%</b>	<b>33%</b>	<b>20%</b>	<b>6%</b>	<b>0%</b>	<b>0%</b>					<b>100%</b>

<b>AM Volumes</b>	10	17	60	126	158	97	28	1	2	0	0	0	0	499
<b>% AM</b>	1%	1%	4%	9%	11%	7%	2%	0%	0%					35%
<b>AM Peak Hour</b>	07:00	10:00	07:00	07:00	07:00	07:00	08:00	07:00	09:00					07:00
<b>Volume</b>	5	10	15	37	48	29	9	1	1					143
<b>PM Volumes</b>	9	29	75	239	318	190	56	6	1	0	0	0	0	923
<b>% PM</b>	1%	2%	5%	17%	22%	13%	4%	0%	0%					65%
<b>PM Peak Hour</b>	12:00	19:00	15:00	17:00	17:00	17:00	15:00	12:00	22:00					17:00
<b>Volume</b>	3	7	11	40	54	28	12	1	1					141

Directional Peak Periods All Speeds	AM 7-9		NOON 12-2		PM 4-6		Off Peak Volumes	
	Volume	%	Volume	%	Volume	%	Volume	%
	244	↔ 17%	159	↔ 11%	237	↔ 17%	782	↔ 55%

Street Name	Direction	Percentiles					ADT
		15th	50th	Average	85th	95th	
Stonebridge Pkwy	North Bound	26	32	31	37	40	1634
Stonebridge Pkwy	South Bound	25	32	31	38	41	1422

# SPEED

## Stonebridge Pkwy Bet. E Sailboat Dr & Bridge Rd

Day: Tuesday  
Date: 5/16/2023

City: Hollywood  
Project #: FL23\_140259\_037

### Summary

Time	< 15	15 - 19	20 - 24	25 - 29	30 - 34	35 - 39	40 - 44	45 - 49	50 - 54	55 - 59	60 - 64	65 - 69	70 +	Total
00:00 AM	0	0	1	2	4	3	1	0	0	0	0	0	0	11
01:00	0	1	0	0	1	0	0	0	0	0	0	0	0	2
02:00	0	0	1	0	0	1	0	0	0	0	0	0	0	2
03:00	0	0	0	2	3	0	0	0	0	0	0	0	0	5
04:00	0	0	0	4	4	1	0	0	0	0	0	0	0	9
05:00	0	4	4	2	4	3	0	0	0	0	0	0	0	17
06:00	1	0	9	20	21	7	5	0	0	0	0	0	0	63
07:00	8	2	20	58	84	54	9	1	0	0	0	0	0	236
08:00	2	2	20	52	83	30	15	0	0	0	0	0	0	204
09:00	4	4	20	37	58	20	4	0	1	0	0	0	0	148
10:00	4	11	14	38	55	22	4	0	0	0	0	0	0	148
11:00	3	3	8	34	58	39	5	1	1	0	0	0	0	152
12:00 PM	3	3	12	41	47	33	7	1	0	0	0	0	0	147
13:00	1	7	16	60	71	27	5	0	0	0	0	0	0	187
14:00	4	2	14	47	79	35	7	2	0	0	0	0	0	190
15:00	4	4	23	56	106	46	19	1	0	0	0	0	0	259
16:00	2	4	11	59	102	55	10	1	0	0	0	0	0	244
17:00	1	4	10	70	134	58	12	1	0	0	0	0	0	290
18:00	0	5	10	55	98	50	15	2	0	0	0	0	0	235
19:00	0	7	13	56	80	33	11	0	0	0	0	0	0	200
20:00	0	3	10	43	50	32	3	0	0	0	0	0	0	141
21:00	0	1	5	30	33	23	1	0	0	0	0	0	0	93
22:00	0	0	6	14	10	16	3	3	1	0	0	0	0	53
23:00	0	0	5	9	2	2	2	0	0	0	0	0	0	20
<b>Totals</b>	<b>37</b>	<b>67</b>	<b>232</b>	<b>789</b>	<b>1187</b>	<b>590</b>	<b>138</b>	<b>13</b>	<b>3</b>					<b>3056</b>
<b>% of Totals</b>	<b>1%</b>	<b>2%</b>	<b>8%</b>	<b>26%</b>	<b>39%</b>	<b>19%</b>	<b>5%</b>	<b>0%</b>	<b>0%</b>					<b>100%</b>

<b>AM Volumes</b>	22	27	97	249	375	180	43	2	2	0	0	0	0	997	
<b>% AM</b>	1%	1%	3%	8%	12%	6%	1%	0%	0%					33%	
<b>AM Peak Hour</b>	07:00	10:00	07:00	07:00	07:00	07:00	08:00	07:00	09:00					07:00	
<b>Volume</b>	8	11	20	58	84	54	15	1	1					236	
<b>PM Volumes</b>	15	40	135	540	812	410	95	11	1	0	0	0	0	2059	
<b>% PM</b>	0%	1%	4%	18%	27%	13%	3%	0%	0%					67%	
<b>PM Peak Hour</b>	14:00	13:00	15:00	17:00	17:00	17:00	15:00	22:00	22:00					17:00	
<b>Volume</b>	4	7	23	70	134	58	19	3	1					290	
<b>Directional Peak Periods All Speeds</b>			<b>AM 7-9</b>				<b>NOON 12-2</b>				<b>PM 4-6</b>		<b>Off Peak Volumes</b>		
			Volume		%	Volume		%	Volume		%	Volume		%	
			440	↔	14%	334	↔	11%	534	↔	17%	1748	↔	57%	

Street Name	Direction	Percentiles					
		15th	50th	Average	85th	95th	ADT
Stonebridge Pkwy	Summary	26	32	31	37	40	3056

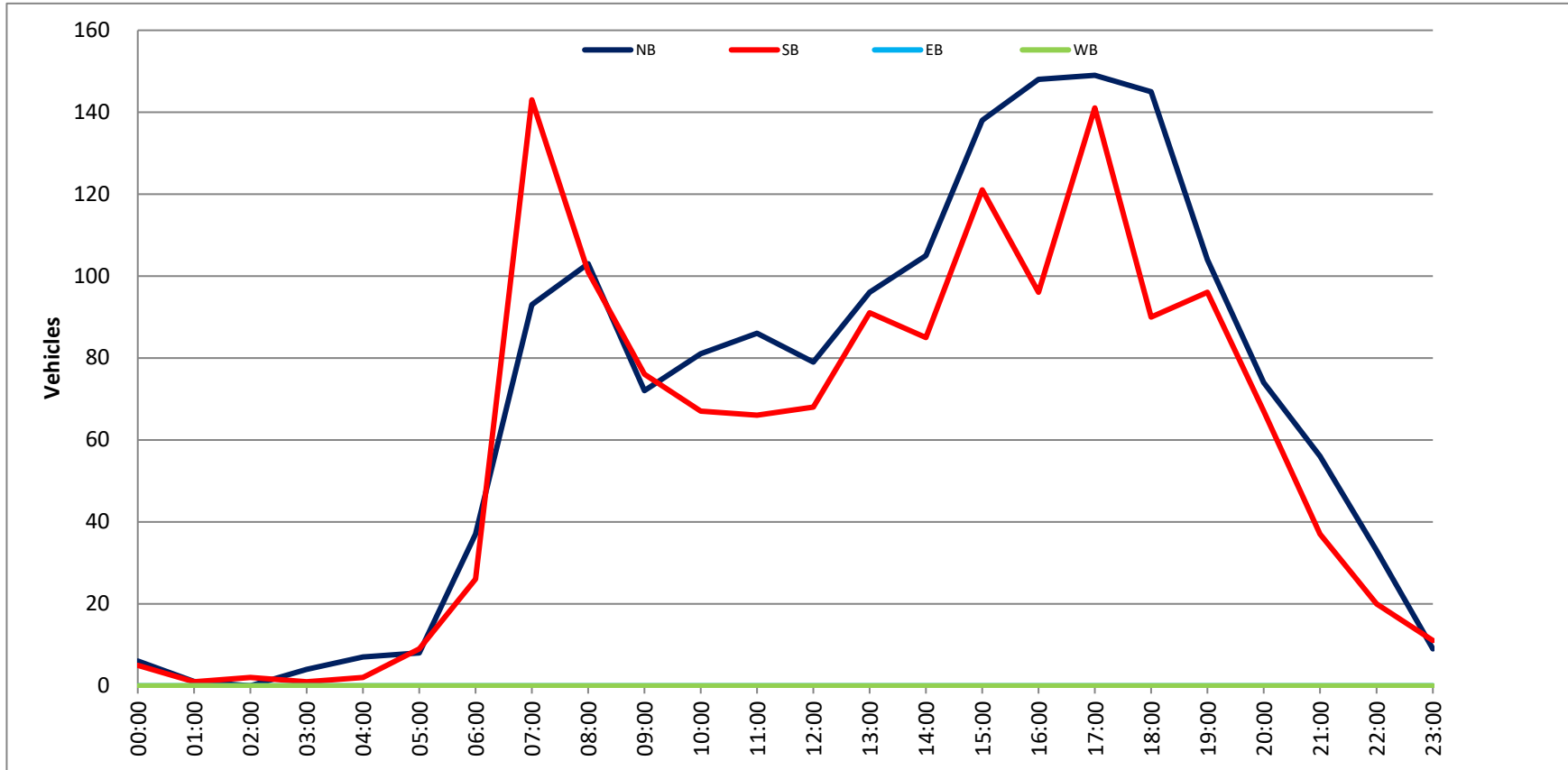
**VOLUME**

Stonebridge Pkwy Bet. E Sailboat Dr & Bridge Rd

Day: Tuesday  
Date: 5/16/2023

City: Hollywood  
Project #: FL23\_140259\_037

DAILY TOTALS										NB		SB		EB		WB		Total
										1,634		1,422		0		0		3,056
AM Period	NB	SB	EB	WB	TOTAL	PM Period	NB	SB	EB	WB	TOTAL							
00:00	1	1	0	0	2	12:00	13	27	0	0	40							
00:15	3	1	0	0	4	12:15	19	12	0	0	31							
00:30	1	2	0	0	3	12:30	25	17	0	0	42							
00:45	1	6	1	5	11	12:45	22	79	12	68	34							
01:00	0	1	0	0	1	13:00	26	21	21	0	47							
01:15	0	0	0	0	0	13:15	26	20	0	0	46							
01:30	1	0	0	0	1	13:30	19	24	0	0	43							
01:45	0	1	0	0	2	13:45	25	96	26	91	51							
02:00	0	0	0	0	0	14:00	20	17	0	0	37							
02:15	0	2	0	0	2	14:15	26	19	0	0	45							
02:30	0	0	0	0	0	14:30	21	21	0	0	42							
02:45	0	0	0	2	2	14:45	38	105	28	85	66							
03:00	1	0	0	0	1	15:00	47	18	0	0	65							
03:15	0	0	0	0	0	15:15	18	27	0	0	45							
03:30	1	1	0	0	2	15:30	28	47	0	0	75							
03:45	4	4	0	1	5	15:45	45	138	29	121	74							
04:00	0	0	0	0	0	16:00	35	21	0	0	56							
04:15	5	0	0	0	5	16:15	35	22	0	0	57							
04:30	2	1	0	0	3	16:30	45	29	0	0	74							
04:45	0	7	1	2	9	16:45	33	148	24	96	57							
05:00	4	1	0	0	5	17:00	40	30	0	0	70							
05:15	1	1	0	0	2	17:15	35	32	0	0	67							
05:30	2	3	0	0	5	17:30	43	33	0	0	76							
05:45	1	8	4	9	17	17:45	31	149	46	141	77							
06:00	5	1	0	0	6	18:00	40	27	0	0	67							
06:15	8	4	0	0	12	18:15	43	13	0	0	56							
06:30	10	7	0	0	17	18:30	35	28	0	0	63							
06:45	14	14	0	0	28	18:45	27	145	22	90	49							
07:00	16	32	0	0	48	19:00	26	26	0	0	52							
07:15	19	45	0	0	64	19:15	34	24	0	0	58							
07:30	28	27	0	0	55	19:30	28	27	0	0	55							
07:45	30	93	0	0	69	19:45	16	104	19	96	35							
08:00	34	27	0	0	61	20:00	21	16	0	0	37							
08:15	22	25	0	0	47	20:15	26	19	0	0	20							
08:30	23	27	0	0	50	20:30	15	18	0	0	33							
08:45	24	103	0	0	46	20:45	12	74	14	67	26							
09:00	26	27	0	0	53	21:00	10	10	0	0	20							
09:15	14	13	0	0	27	21:15	25	12	0	0	37							
09:30	18	19	0	0	37	21:30	7	7	0	0	14							
09:45	14	72	0	0	31	21:45	14	56	8	37	22							
10:00	16	16	0	0	32	22:00	8	8	0	0	16							
10:15	21	12	0	0	33	22:15	11	7	0	0	18							
10:30	25	17	0	0	42	22:30	7	4	0	0	11							
10:45	19	81	0	0	41	22:45	7	33	1	20	8							
11:00	17	15	0	0	32	23:00	2	3	0	0	5							
11:15	20	14	0	0	34	23:15	2	2	0	0	4							
11:30	24	18	0	0	42	23:30	1	2	0	0	3							
11:45	86	19	0	0	152	23:45	4	9	4	11	8							
TOTALS	498	499			997	TOTALS	1136	923			2059							
SPLIT %	49.9%	50.1%			32.6%	SPLIT %	55.2%	44.8%			67.4%							
<b>DAILY TOTALS</b>										NB		SB		EB		WB		Total
										1,634		1,422		0		0		3,056
AM Peak Hour	07:30	07:00			07:15	PM Peak Hour	15:45	17:00			17:30							
AM Pk Volume	114	143			249	PM Pk Volume	160	141			290							
Pk Hr Factor	0.838	0.794			0.902	Pk Hr Factor	0.889	0.766			0.942							
7 - 9 Volume	196	244			440	4 - 6 Volume	297	237			534							
7 - 9 Peak Hour	07:30	07:00			07:15	4 - 6 Peak Hour	16:15	17:00			17:30							
7 - 9 Pk Volume	114	143			249	4 - 6 Pk Volume	153	141			290							
Pk Hr Factor	0.838	0.794			0.902	Pk Hr Factor	0.850	0.766			0.942							





South Bound

Time	< 15	15 - 19	20 - 24	25 - 29	30 - 34	35 - 39	40 - 44	45 - 49	50 - 54	55 - 59	60 - 64	65 - 69	70 +	Total
00:00 AM	0	0	1	0	0	1	0	0	0	0	0	0	0	2
00:15	0	0	0	0	0	0	0	0	0	0	0	0	0	0
00:30	0	0	0	0	0	0	0	0	0	0	0	0	0	0
00:45	0	0	0	0	2	1	0	0	0	0	0	0	0	3
01:00	0	0	0	0	0	0	0	0	0	0	0	0	0	0
01:15	0	0	0	0	0	0	0	0	0	0	0	0	0	0
01:30	0	0	0	1	0	0	0	0	0	0	0	0	0	1
01:45	0	1	0	0	2	0	0	0	0	0	0	0	0	3
02:00	0	0	0	1	1	0	0	0	0	0	0	0	0	2
02:15	0	0	0	0	0	0	0	0	0	0	0	0	0	0
02:30	0	0	0	0	0	1	0	0	0	0	0	0	0	1
02:45	0	0	0	0	0	0	0	0	0	0	0	0	0	0
03:00	0	0	0	0	0	0	0	0	0	0	0	0	0	0
03:15	0	0	0	0	0	0	0	0	0	0	0	0	0	0
03:30	0	0	1	0	0	0	0	0	0	0	0	0	0	1
03:45	0	0	0	0	0	0	0	0	0	0	0	0	0	0
04:00	0	1	0	0	0	0	0	0	0	0	0	0	0	1
04:15	0	0	0	0	0	0	0	0	0	0	0	0	0	0
04:30	0	0	0	0	0	0	0	0	0	0	0	0	0	0
04:45	0	0	0	0	0	0	0	0	0	0	0	0	0	0
05:00	0	0	0	1	0	0	0	0	0	0	0	0	0	1
05:15	0	0	0	1	0	0	0	0	0	0	0	0	0	2
05:30	0	0	0	1	0	0	0	1	0	0	0	0	0	2
05:45	0	1	0	1	1	2	1	0	0	0	0	0	0	6
06:00	0	0	1	0	1	1	1	0	0	0	0	0	0	3
06:15	1	0	2	1	0	0	0	0	0	0	0	0	0	4
06:30	0	0	0	0	0	4	1	0	0	0	0	0	0	7
06:45	1	0	3	4	8	3	0	0	0	0	0	0	0	19
07:00	0	1	1	15	7	6	0	0	0	0	0	0	0	30
07:15	0	1	9	6	16	10	2	0	1	0	0	0	0	45
07:30	0	0	4	13	10	14	3	0	0	0	0	0	0	44
07:45	0	0	0	5	7	5	0	0	0	0	0	0	0	17
08:00	0	0	3	16	7	2	1	0	0	0	0	0	0	23
08:15	0	0	5	3	10	5	2	0	0	0	0	0	0	25
08:30	0	0	2	7	11	10	1	0	0	0	0	0	0	31
08:45	0	0	2	7	8	7	0	1	0	0	0	0	0	25
09:00	0	1	1	4	11	2	1	0	0	0	0	0	0	20
09:15	0	1	0	3	2	5	2	0	1	0	0	0	0	14
09:30	0	0	4	4	4	4	0	1	0	0	0	0	0	13
09:45	1	0	2	5	7	4	0	0	0	0	0	0	0	19
10:00	0	0	3	0	7	3	1	1	1	0	0	0	0	15
10:15	0	1	4	5	3	2	1	0	0	0	0	0	0	16
10:30	0	2	2	9	5	4	1	0	0	0	0	0	0	23
10:45	0	1	2	2	8	1	0	1	0	0	0	0	0	15
11:00	0	1	1	5	4	3	0	0	0	0	0	0	0	14
11:15	0	0	0	2	5	3	0	0	0	0	0	0	0	10
11:30	0	0	3	1	10	2	1	0	0	0	0	0	0	17
11:45	0	1	3	3	7	0	0	0	0	0	0	0	0	14
12:00 PM	0	1	2	8	6	3	2	0	0	0	0	0	0	22
12:15	0	0	2	2	3	1	1	0	0	0	0	0	0	9
12:30	1	0	1	3	3	4	1	0	0	0	0	0	0	13
12:45	1	0	1	6	8	5	0	0	0	0	0	0	0	21
13:00	0	0	1	3	2	3	2	0	0	0	0	0	0	11
13:15	1	0	3	6	11	3	0	0	0	0	0	0	0	24
13:30	0	1	5	2	6	5	1	0	0	0	0	0	0	20
13:45	0	1	4	7	1	6	3	0	0	0	0	0	0	22
14:00	0	0	6	10	5	2	1	0	0	0	0	0	0	24
14:15	0	1	2	4	3	3	3	0	0	0	0	0	0	16
14:30	0	1	6	8	6	1	2	0	0	0	0	0	0	24
14:45	0	0	2	4	5	10	0	0	0	0	0	0	0	21
15:00	0	0	0	2	4	11	7	0	0	0	0	0	0	24
15:15	0	0	5	10	13	1	1	0	0	0	0	0	0	30
15:30	0	0	1	8	14	4	0	1	0	0	0	0	0	28
15:45	0	0	4	6	8	2	0	0	0	0	0	0	0	20
16:00	0	0	0	2	9	14	1	0	0	0	0	0	0	26
16:15	0	0	1	14	6	4	1	0	0	0	0	0	0	26
16:30	0	0	2	7	11	3	0	0	0	0	0	0	0	23
16:45	0	0	2	8	14	6	0	2	0	0	0	0	0	32
17:00	0	0	1	5	15	6	2	0	0	0	0	0	0	29
17:15	0	0	1	4	14	6	2	0	0	0	0	0	0	27
17:30	0	0	1	7	11	8	3	0	0	0	0	0	0	30
17:45	0	1	2	7	8	9	2	0	0	0	0	0	0	28
18:00	0	0	1	3	8	7	3	0	0	0	0	0	0	22
18:15	0	0	3	7	9	8	0	0	0	0	0	0	0	27
18:30	0	0	2	2	9	5	2	1	0	0	0	0	0	21
18:45	0	1	1	9	10	6	0	1	0	0	0	0	0	28
19:00	0	1	5	5	4	4	0	0	0	0	0	0	0	17
19:15	0	3	0	3	4	5	6	1	0	0	0	0	0	22
19:30	0	0	1	4	10	5	2	0	0	0	0	0	0	22
19:45	0	1	4	10	2	3	1	0	0	0	0	0	0	21
20:00	0	0	0	3	3	3	1	0	0	0	0	0	0	10
20:15	0	0	1	6	10	2	0	0	0	0	0	0	0	19
20:30	0	0	0	2	11	7	2	0	0	0	0	0	0	18
20:45	0	0	1	4	6	3	0	0	0	0	0	0	0	14
21:00	0	0	2	3	4	1	0	0	0	0	0	0	0	10
21:15	0	0	0	4	8	4	0	0	0	0	0	0	0	16
21:30	0	0	1	2	6	3	0	0	0	0	0	0	0	12
21:45	0	0	0	1	1	3	0	0	0	0	0	0	0	7
22:00	0	0	0	3	2	0	1	0	0	0	0	0	0	6
22:15	0	0	0	2	0	0	1	0	0	0	0	0	0	3
22:30	0	0	1	3	2	1	0	0	0	0	0	0	0	7
22:45	0	0	2	0	2	2	0	1	0	0	0	0	0	9
23:00	0	0	0	0	1	0	1	0	0	0	0	0	0	2
23:15	0	0	0	0	1	2	2	0	0	0	0	0	0	5
23:30	0	0	0	0	1	0	0	0	0	0	0	0	0	1
23:45	0	0	1	2	0	0	0	0	0	0	0	0	0	5
<b>Totals</b>	<b>9</b>	<b>22</b>	<b>143</b>	<b>341</b>	<b>476</b>	<b>290</b>	<b>64</b>	<b>10</b>	<b>3</b>					<b>1360</b>
<b>% of Totals</b>	<b>1%</b>	<b>2%</b>	<b>11%</b>	<b>25%</b>	<b>35%</b>	<b>21%</b>	<b>5%</b>	<b>1%</b>	<b>0%</b>					<b>100%</b>

<b>AM Volumes</b>	3	13	56	121	168	104	19	5	2	0	0	0	0	491
<b>% AM</b>	0%	1%	4%	9%	12%	8%	1%	0%	0%					36%
<b>AM Peak Hour</b>	06:00	10:15	06:45	07:00	06:45	07:00	07:15	08:45	06:30					06:45
<b>Volume</b>	2	5	12	39	43	35	4	1	1					13
<b>PM Volumes</b>	6	9	89	220	308	186	45	5	1	0	0	0	0	869
<b>% PM</b>	0%	1%	7%	16%	23%	14%	3%	0%	0%					64%
<b>PM Peak Hour</b>	12:30	13:30	13:15	16:45	16:30	17:30	17:15	16:00	22:00					16:45
<b>Volume</b>	3	1	15	34	54	32	10	2	1					113
<b>Directional Peak Periods</b>	<b>AM 7-9</b>				<b>NOON 12-2</b>				<b>PM 4-6</b>				<b>Off Peak Volumes</b>	
<b>All Classes</b>	Volume 240				Volume 142				Volume 222				Volume 756	
	18%				10%				16%				56%	

Street Name	Direction	Percentiles					
		15th	50th	Average	85th	95th	ADT
Stonebridge Pkwy	North Bound	26	31	31	37	40	1569
Stonebridge Pkwy	South Bound	25	32	31	38	41	1360

Stonebridge Pkwy Bet. E Sailboat Dr & Bridge Rd

Day: Wednesday  
 Date: 5/17/2023

City: Hollywood  
 Project #: FL23\_140259\_037

Summary

Time	< 15	15 - 19	20 - 24	25 - 29	30 - 34	35 - 39	40 - 44	45 - 49	50 - 54	55 - 59	60 - 64	65 - 69	70 +	Total
00:00 AM	0	0	1	3	0	2	0	0	0	0	0	0	0	6
00:15	0	0	0	0	0	0	0	0	0	0	0	0	0	0
00:30	0	0	0	0	0	0	0	0	0	0	0	0	0	0
00:45	0	0	0	0	2	1	1	0	0	0	0	0	0	4
01:00	0	0	0	0	0	0	0	0	0	0	0	0	0	0
01:15	0	1	0	0	1	0	0	0	0	0	0	0	0	2
01:30	0	1	0	2	1	0	0	0	0	0	0	0	0	4
01:45	0	1	0	2	0	0	0	0	0	0	0	0	0	3
02:00	0	0	0	1	1	0	0	0	0	0	0	0	0	2
02:15	0	1	0	0	0	0	0	0	0	0	0	0	0	1
02:30	0	0	0	0	0	2	0	0	0	0	0	0	0	2
02:45	0	0	0	0	0	0	0	0	0	0	0	0	0	0
03:00	0	0	0	0	0	0	0	0	0	0	0	0	0	0
03:15	0	0	0	0	0	0	1	0	0	0	0	0	0	1
03:30	1	0	1	0	0	0	0	0	0	0	0	0	0	2
03:45	0	0	0	0	1	1	0	0	0	0	0	0	0	2
04:00	0	1	0	0	1	0	0	0	0	0	0	0	0	2
04:15	0	0	0	0	0	0	0	0	0	0	0	0	0	0
04:30	0	0	0	0	0	0	0	0	0	0	0	0	0	0
04:45	0	0	0	1	0	0	0	1	0	0	0	0	0	2
05:00	0	1	0	1	0	2	0	0	0	0	0	0	0	4
05:15	0	2	0	1	1	1	0	0	0	0	0	0	0	6
05:30	0	1	0	1	2	0	0	1	0	0	0	0	0	5
05:45	0	1	0	3	3	2	1	0	0	0	0	0	0	10
06:00	0	0	1	3	2	1	0	0	0	0	0	0	0	7
06:15	1	0	3	5	3	2	0	0	0	0	0	0	0	14
06:30	0	0	0	0	0	8	1	0	0	0	0	0	0	12
06:45	1	0	3	12	12	7	0	0	0	0	0	0	0	35
07:00	0	2	2	20	16	10	2	0	0	0	0	0	0	52
07:15	0	1	13	13	20	16	2	0	1	0	0	0	0	66
07:30	2	0	5	23	23	19	3	0	0	0	0	0	0	75
07:45	0	0	3	14	16	14	1	0	0	0	0	0	0	48
08:00	0	1	4	15	18	4	3	0	0	0	0	0	0	45
08:15	1	1	7	11	19	8	3	0	0	0	0	0	0	50
08:30	0	0	3	11	23	15	2	0	0	0	0	0	0	54
08:45	1	1	3	14	20	9	1	1	0	0	0	0	0	50
09:00	0	1	2	10	24	8	4	0	0	0	0	0	0	49
09:15	0	2	4	8	14	9	4	0	1	0	0	0	0	40
09:30	0	0	4	8	13	7	1	1	0	0	0	0	0	34
09:45	1	0	3	5	13	9	0	0	0	0	0	0	0	31
10:00	0	1	3	6	11	6	1	1	0	0	0	0	0	29
10:15	0	2	5	9	10	3	1	0	0	0	0	0	0	30
10:30	0	4	4	16	10	6	1	0	0	0	0	0	0	41
10:45	0	2	3	5	15	3	0	1	0	0	0	0	0	29
11:00	0	2	1	11	13	6	1	1	0	0	0	0	0	35
11:15	0	1	1	5	11	5	0	0	0	0	0	0	0	23
11:30	1	0	3	10	15	3	1	0	0	0	0	0	0	33
11:45	0	2	7	10	12	4	3	0	0	0	0	0	0	38
12:00 PM	0	1	5	13	13	4	2	0	0	0	0	0	0	38
12:15	1	0	3	5	12	2	1	0	0	0	0	0	0	23
12:30	1	0	3	11	12	13	3	0	0	0	0	0	0	43
12:45	1	2	1	9	13	10	2	0	0	0	0	0	0	38
13:00	0	0	1	8	14	5	2	0	0	0	0	0	0	30
13:15	2	0	4	11	21	8	0	0	0	0	0	0	0	46
13:30	1	2	7	5	11	9	3	1	0	0	0	0	0	39
13:45	1	2	6	14	14	10	4	0	0	0	0	0	0	51
14:00	1	0	7	19	11	7	3	0	0	0	0	0	0	48
14:15	0	1	2	11	21	5	5	0	0	0	0	0	0	45
14:30	0	1	10	15	15	4	3	0	0	0	0	0	0	48
14:45	1	0	3	11	14	10	2	1	0	0	0	0	0	42
15:00	0	2	4	8	13	23	9	0	0	0	0	0	0	55
15:15	0	0	9	19	25	8	1	1	0	0	0	0	0	63
15:30	0	0	6	15	24	6	0	1	0	0	0	0	0	52
15:45	0	0	4	19	28	4	1	1	0	0	0	0	0	57
16:00	0	0	1	8	23	21	3	0	0	0	0	0	0	56
16:15	0	1	3	26	19	7	2	0	0	0	0	0	0	58
16:30	0	0	3	18	31	5	1	0	0	0	0	0	0	58
16:45	0	1	3	23	25	13	1	2	0	0	0	0	0	68
17:00	0	1	6	13	35	14	2	0	0	0	0	0	0	71
17:15	1	0	3	16	31	13	2	0	0	0	0	0	0	66
17:30	2	0	3	20	24	12	4	0	0	0	0	0	0	65
17:45	0	0	1	4	21	24	3	1	0	0	0	0	0	70
18:00	0	0	3	15	27	17	4	0	0	0	0	0	0	66
18:15	1	0	6	14	28	18	0	0	0	0	0	0	0	67
18:30	0	0	2	13	15	7	4	1	0	0	0	0	0	42
18:45	0	1	2	11	19	8	1	1	0	0	0	0	0	43
19:00	0	1	6	8	18	8	2	0	0	0	0	0	0	48
19:15	5	1	5	14	18	8	2	0	0	0	0	0	0	53
19:30	0	0	1	13	18	10	3	0	1	0	0	0	0	46
19:45	0	1	5	19	10	6	1	0	0	0	0	0	0	42
20:00	0	1	0	5	16	6	2	0	0	0	0	0	0	30
20:15	1	0	2	16	16	6	0	0	0	0	0	0	0	41
20:30	0	0	3	14	17	13	3	1	0	0	0	0	0	25
20:45	0	1	1	11	16	9	0	0	0	0	0	0	0	38
21:00	0	0	5	6	9	2	1	0	0	0	0	0	0	23
21:15	0	0	0	6	12	6	0	0	0	0	0	0	0	24
21:30	0	0	4	5	10	7	2	0	0	0	0	0	0	28
21:45	0	0	3	4	5	4	0	0	0	0	0	0	0	16
22:00	0	0	2	6	6	1	1	0	0	0	0	0	0	16
22:15	0	0	0	4	5	0	2	0	0	0	0	0	0	11
22:30	0	0	2	4	7	3	1	0	0	0	0	0	0	17
22:45	0	0	2	0	2	2	2	0	1	0	0	0	0	9
23:00	0	1	0	0	3	0	3	0	0	0	0	0	0	7
23:15	0	0	0	0	4	4	2	0	0	0	0	0	0	10
23:30	0	0	1	1	3	1	0	1	0	0	0	0	0	7
23:45	0	0	1	2	2	1	0	0	1	0	0	0	0	7
Totals	27	54	256	781	1119	546	123	18	5					2923
% of Totals	1%	2%	9%	27%	38%	19%	4%	1%	0%					100%

Directional Peak Periods	AM 7-9	NOON 12-2	PM 4-6	Off Peak Volumes
All Classes	Volume 444	Volume 308	Volume 512	Volume 1665
	% 15%	% 11%	% 17%	% 57%

Street Name	Direction	15th	50th	Average	85th	95th	ADT
Stonebridge Pkwy	Summary	26	32	31	37	40	2929

# SPEED

## Stonebridge Pkwy Bet. E Sailboat Dr & Bridge Rd

Day: Wednesday

Date: 5/17/2023

City: Hollywood

Project #: FL23\_140259\_037n

### North Bound

Time	< 15	15 - 19	20 - 24	25 - 29	30 - 34	35 - 39	40 - 44	45 - 49	50 - 54	55 - 59	60 - 64	65 - 69	70 +	Total
00:00 AM	0	0	0	3	0	1	2	0	0	0	0	0	0	6
01:00	0	1	1	0	2	1	0	0	0	0	0	0	0	5
02:00	0	1	0	0	1	0	0	0	0	0	0	0	0	2
03:00	1	0	0	1	1	1	1	0	0	0	0	0	0	5
04:00	0	0	0	1	1	0	0	1	0	0	0	0	0	3
05:00	0	4	1	2	4	3	0	0	0	0	0	0	0	14
06:00	0	0	1	15	9	10	0	0	0	0	0	0	0	35
07:00	2	1	9	31	35	24	3	0	0	0	0	0	0	105
08:00	2	3	9	24	44	12	5	0	0	0	0	0	0	99
09:00	0	1	8	15	40	18	6	0	0	0	0	0	0	88
10:00	0	5	4	20	23	8	0	0	0	0	0	0	0	60
11:00	1	3	5	25	25	10	4	1	0	0	0	0	0	74
12:00 PM	0	2	6	19	30	16	4	0	0	0	0	0	0	77
13:00	3	2	5	20	40	15	3	1	0	0	0	0	0	89
14:00	2	0	6	30	42	10	7	1	0	0	0	0	0	98
15:00	0	2	16	38	54	13	1	2	0	0	0	0	0	126
16:00	0	2	5	44	58	19	5	0	0	0	0	0	0	133
17:00	3	1	11	47	66	26	2	1	0	0	0	0	0	157
18:00	1	0	6	32	53	24	4	0	0	0	0	0	0	120
19:00	2	1	4	34	42	14	4	0	1	0	0	0	0	102
20:00	1	2	2	21	36	16	1	0	0	0	0	0	0	79
21:00	0	0	8	11	16	8	3	0	0	0	0	0	0	46
22:00	0	0	3	6	14	3	2	0	0	0	0	0	0	28
23:00	0	1	1	1	7	4	2	1	1	0	0	0	0	18
<b>Totals</b>	<b>18</b>	<b>32</b>	<b>111</b>	<b>440</b>	<b>643</b>	<b>256</b>	<b>59</b>	<b>8</b>	<b>2</b>					<b>1569</b>
<b>% of Totals</b>	<b>1%</b>	<b>2%</b>	<b>7%</b>	<b>28%</b>	<b>41%</b>	<b>16%</b>	<b>4%</b>	<b>1%</b>	<b>0%</b>					<b>100%</b>

<b>AM Volumes</b>	6	19	38	137	185	88	21	2	0	0	0	0	0	496
<b>% AM</b>	0%	1%	2%	9%	12%	6%	1%	0%						32%
<b>AM Peak Hour</b>	07:00	10:00	07:00	07:00	08:00	07:00	09:00	04:00						07:00
<b>Volume</b>	2	5	9	31	44	24	6	1						105
<b>PM Volumes</b>	12	13	73	303	458	168	38	6	2	0	0	0	0	1073
<b>% PM</b>	1%	1%	5%	19%	29%	11%	2%	0%	0%					68%
<b>PM Peak Hour</b>	13:00	12:00	15:00	17:00	17:00	17:00	14:00	15:00	19:00					17:00
<b>Volume</b>	3	2	16	47	66	26	7	2	1					157

Directional Peak Periods All Speeds	AM 7-9		NOON 12-2		PM 4-6		Off Peak Volumes	
	Volume	%	Volume	%	Volume	%	Volume	%
	204	↔ 13%	166	↔ 11%	290	↔ 18%	909	↔ 58%

Street Name	Direction	Percentiles					ADT
		15th	50th	Average	85th	95th	
Stonebridge Pkwy	North Bound	26	31	31	37	40	1569
Stonebridge Pkwy	South Bound	25	32	31	38	41	1360



# SPEED

## Stonebridge Pkwy Bet. E Sailboat Dr & Bridge Rd

Day: Wednesday

Date: 5/17/2023

City: Hollywood

Project #: FL23\_140259\_037s

### South Bound

Time	< 15	15 - 19	20 - 24	25 - 29	30 - 34	35 - 39	40 - 44	45 - 49	50 - 54	55 - 59	60 - 64	65 - 69	70 +	Total
00:00 AM	0	0	1	0	2	2	0	0	0	0	0	0	0	5
01:00	0	1	0	0	3	0	1	0	0	0	0	0	0	5
02:00	0	0	0	1	2	0	0	0	0	0	0	0	0	3
03:00	0	0	1	2	0	0	0	0	0	0	0	0	0	3
04:00	0	1	0	0	0	0	0	0	0	0	0	0	0	1
05:00	0	1	1	4	1	2	1	1	0	0	0	0	0	11
06:00	2	0	6	5	11	8	1	0	0	0	0	0	0	33
07:00	0	2	14	39	40	35	5	0	1	0	0	0	0	136
08:00	0	0	12	27	36	24	4	1	0	0	0	0	0	104
09:00	1	2	3	16	24	15	3	1	1	0	0	0	0	66
10:00	0	4	11	16	23	10	3	2	0	0	0	0	0	69
11:00	0	2	7	11	26	8	1	0	0	0	0	0	0	55
12:00 PM	2	1	6	19	20	13	4	0	0	0	0	0	0	65
13:00	1	2	13	18	20	17	6	0	0	0	0	0	0	77
14:00	0	2	16	26	19	16	6	0	0	0	0	0	0	85
15:00	0	0	12	28	46	14	1	1	0	0	0	0	0	102
16:00	0	0	5	31	40	27	2	2	0	0	0	0	0	107
17:00	0	1	5	23	48	29	9	0	0	0	0	0	0	115
18:00	0	1	7	21	36	26	5	2	0	0	0	0	0	98
19:00	3	2	13	20	22	18	4	0	0	0	0	0	0	82
20:00	0	0	4	14	26	10	1	0	0	0	0	0	0	55
21:00	0	0	4	10	20	11	0	0	0	0	0	0	0	45
22:00	0	0	3	8	6	3	4	0	1	0	0	0	0	25
23:00	0	0	1	2	5	2	3	0	0	0	0	0	0	13
<b>Totals</b>	<b>9</b>	<b>22</b>	<b>145</b>	<b>341</b>	<b>476</b>	<b>290</b>	<b>64</b>	<b>10</b>	<b>3</b>					<b>1360</b>
<b>% of Totals</b>	<b>1%</b>	<b>2%</b>	<b>11%</b>	<b>25%</b>	<b>35%</b>	<b>21%</b>	<b>5%</b>	<b>1%</b>	<b>0%</b>					<b>100%</b>

<b>AM Volumes</b>	3	13	56	121	168	104	19	5	2	0	0	0	0	491
<b>% AM</b>	0%	1%	4%	9%	12%	8%	1%	0%	0%					36%
<b>AM Peak Hour</b>	06:00	10:00	07:00	07:00	07:00	07:00	07:00	10:00	07:00					07:00
<b>Volume</b>	2	4	14	39	40	35	5	2	1					136
<b>PM Volumes</b>	6	9	89	220	308	186	45	5	1	0	0	0	0	869
<b>% PM</b>	0%	1%	7%	16%	23%	14%	3%	0%	0%					64%
<b>PM Peak Hour</b>	19:00	13:00	14:00	16:00	17:00	17:00	17:00	16:00	22:00					17:00
<b>Volume</b>	3	2	16	31	48	29	9	2	1					115

Directional Peak Periods All Speeds	AM 7-9		NOON 12-2		PM 4-6		Off Peak Volumes	
	Volume	%	Volume	%	Volume	%	Volume	%
	240	↔ 18%	142	↔ 10%	222	↔ 16%	756	↔ 56%

Street Name	Direction	Percentiles					ADT
		15th	50th	Average	85th	95th	
Stonebridge Pkwy	North Bound	26	31	31	37	40	1569
Stonebridge Pkwy	South Bound	25	32	31	38	41	1360

# SPEED

## Stonebridge Pkwy Bet. E Sailboat Dr & Bridge Rd

Day: Wednesday

Date: 5/17/2023

City: Hollywood

Project #: FL23\_140259\_037

### Summary

Time	< 15	15 - 19	20 - 24	25 - 29	30 - 34	35 - 39	40 - 44	45 - 49	50 - 54	55 - 59	60 - 64	65 - 69	70 +	Total
00:00 AM	0	0	1	3	2	3	2	0	0	0	0	0	0	11
01:00	0	2	1	0	5	1	1	0	0	0	0	0	0	10
02:00	0	1	0	1	3	0	0	0	0	0	0	0	0	5
03:00	1	0	1	3	1	1	1	0	0	0	0	0	0	8
04:00	0	1	0	1	1	0	0	1	0	0	0	0	0	4
05:00	0	5	2	6	5	5	1	1	0	0	0	0	0	25
06:00	2	0	7	20	20	18	1	0	0	0	0	0	0	68
07:00	2	3	23	70	75	59	8	0	1	0	0	0	0	241
08:00	2	3	21	51	80	36	9	1	0	0	0	0	0	203
09:00	1	3	11	31	64	33	9	1	1	0	0	0	0	154
10:00	0	9	15	36	46	18	3	2	0	0	0	0	0	129
11:00	1	5	12	36	51	18	5	1	0	0	0	0	0	129
12:00 PM	2	3	12	38	50	29	8	0	0	0	0	0	0	142
13:00	4	4	18	38	60	32	9	1	0	0	0	0	0	166
14:00	2	2	22	56	61	26	13	1	0	0	0	0	0	183
15:00	0	2	28	66	100	27	2	3	0	0	0	0	0	228
16:00	0	2	10	75	98	46	7	2	0	0	0	0	0	240
17:00	3	2	16	70	114	55	11	1	0	0	0	0	0	272
18:00	1	1	13	53	89	50	9	2	0	0	0	0	0	218
19:00	5	3	17	54	64	32	8	0	1	0	0	0	0	184
20:00	1	2	6	35	62	26	2	0	0	0	0	0	0	134
21:00	0	0	12	21	36	19	3	0	0	0	0	0	0	91
22:00	0	0	6	14	20	6	6	0	1	0	0	0	0	53
23:00	0	1	2	3	12	6	5	1	1	0	0	0	0	31
<b>Totals</b>	<b>27</b>	<b>54</b>	<b>256</b>	<b>781</b>	<b>1119</b>	<b>546</b>	<b>123</b>	<b>18</b>	<b>5</b>					<b>2929</b>
<b>% of Totals</b>	<b>1%</b>	<b>2%</b>	<b>9%</b>	<b>27%</b>	<b>38%</b>	<b>19%</b>	<b>4%</b>	<b>1%</b>	<b>0%</b>					<b>100%</b>

<b>AM Volumes</b>	9	32	94	258	353	192	40	7	2	0	0	0	0	987
<b>% AM</b>	0%	1%	3%	9%	12%	7%	1%	0%	0%					34%
<b>AM Peak Hour</b>	06:00	10:00	07:00	07:00	08:00	07:00	08:00	10:00	07:00					07:00
<b>Volume</b>	2	9	23	70	80	59	9	2	1					241
<b>PM Volumes</b>	18	22	162	523	766	354	83	11	3	0	0	0	0	1942
<b>% PM</b>	1%	1%	6%	18%	26%	12%	3%	0%	0%					66%
<b>PM Peak Hour</b>	19:00	13:00	15:00	16:00	17:00	17:00	14:00	15:00	19:00					17:00
<b>Volume</b>	5	4	28	75	114	55	13	3	1					272

Directional Peak Periods All Speeds	AM 7-9		NOON 12-2		PM 4-6		Off Peak Volumes	
	Volume	%	Volume	%	Volume	%	Volume	%
	444	↔ 15%	308	↔ 11%	512	↔ 17%	1665	↔ 57%

Street Name	Direction	Percentiles					ADT
		15th	50th	Average	85th	95th	
Stonebridge Pkwy	Summary	26	32	31	37	40	2929

**VOLUME**

Stonebridge Pkwy Bet. E Sailboat Dr & Bridge Rd

Day: Wednesday  
Date: 5/17/2023

City: Hollywood  
Project #: FL23\_140259\_037

DAILY TOTALS												Total	
				NB		SB		EB		WB			
				1,569		1,360		0		0		2,929	
AM Period	NB	SB	EB	WB	TOTAL	PM Period	NB	SB	EB	WB	TOTAL		
00:00	4	2	0	0	6	12:00	16	22	0	0	38		
00:15	0	0	0	0	0	12:15	14	9	0	0	23		
00:30	1	0	0	0	1	12:30	30	13	0	0	43		
00:45	1	6	3	5	11	12:45	17	77	21	65	38	142	
01:00	0	1	0	0	1	13:00	19	11	0	0	30		
01:15	2	0	0	0	2	13:15	22	24	0	0	46		
01:30	3	1	0	0	4	13:30	19	20	0	0	39		
01:45	0	5	3	5	10	13:45	29	89	22	77	51	166	
02:00	0	2	0	0	2	14:00	24	24	0	0	48		
02:15	1	0	0	0	1	14:15	29	16	0	0	45		
02:30	1	1	0	0	2	14:30	24	24	0	0	48		
02:45	0	2	0	3	5	14:45	21	98	21	85	42	183	
03:00	0	0	0	0	0	15:00	32	24	0	0	56		
03:15	1	0	0	0	1	15:15	33	30	0	0	63		
03:30	1	1	0	0	2	15:30	24	28	0	0	52		
03:45	3	5	2	3	8	15:45	37	126	20	102	57	228	
04:00	1	1	0	0	2	16:00	30	26	0	0	56		
04:15	0	0	0	0	0	16:15	32	26	0	0	58		
04:30	0	0	0	0	0	16:30	35	23	0	0	58		
04:45	2	3	0	1	4	16:45	36	133	32	107	68	240	
05:00	3	1	0	0	4	17:00	42	29	0	0	71		
05:15	4	2	0	0	6	17:15	39	27	0	0	66		
05:30	3	2	0	0	5	17:30	35	30	0	0	65		
05:45	4	14	6	11	25	17:45	41	157	29	115	70	272	
06:00	4	3	0	0	7	18:00	44	22	0	0	66		
06:15	10	4	0	0	14	18:15	40	27	0	0	67		
06:30	5	7	0	0	12	18:30	21	21	0	0	42		
06:45	16	35	19	33	68	18:45	15	120	28	98	43	218	
07:00	22	30	0	0	52	19:00	26	17	0	0	43		
07:15	21	45	0	0	66	19:15	31	22	0	0	53		
07:30	31	44	0	0	75	19:30	24	22	0	0	46		
07:45	31	105	17	136	241	19:45	21	102	21	82	42	184	
08:00	26	23	0	0	49	20:00	20	10	0	0	30		
08:15	25	25	0	0	50	20:15	22	19	0	0	41		
08:30	23	31	0	0	54	20:30	13	12	0	0	25		
08:45	25	99	25	104	203	20:45	24	79	14	55	38	134	
09:00	29	20	0	0	49	21:00	13	10	0	0	23		
09:15	26	14	0	0	40	21:15	8	16	0	0	24		
09:30	21	13	0	0	34	21:30	16	12	0	0	28		
09:45	12	88	12	66	154	21:45	9	46	7	45	16	91	
10:00	14	15	0	0	29	22:00	10	6	0	0	16		
10:15	14	16	0	0	30	22:15	8	3	0	0	11		
10:30	18	23	0	0	41	22:30	10	7	0	0	17		
10:45	14	60	15	69	129	22:45	0	28	9	25	9	53	
11:00	21	14	0	0	35	23:00	5	2	0	0	7		
11:15	13	10	0	0	23	23:15	5	5	0	0	10		
11:30	16	17	0	0	33	23:30	6	1	0	0	7		
11:45	24	74	14	55	129	23:45	2	18	5	13	7	31	
TOTALS	496	491	0	0	987	TOTALS	1073	869	0	0	1942		
SPLIT %	50.3%	49.7%			33.7%	SPLIT %	55.3%	44.7%			66.3%		
DAILY TOTALS												Total	
				NB		SB		EB		WB			
				1,569		1,360		0		0		2,929	
AM Peak Hour	07:30	06:45	07:00									17:00	
AM Pk Volume	113	138	241									272	
Pk Hr Factor	0.911	0.767	0.803									0.958	
7 - 9 Volume	204	240	444									512	
7 - 9 Peak Hour	07:30	07:00	07:00									17:00	
7 - 9 Pk Volume	113	136	241									272	
Pk Hr Factor	0.911	0.756	0.803									0.958	
4 - 6 Volume	290	222	444									512	
4 - 6 Peak Hour	17:00	16:45	17:00									17:00	
4 - 6 Pk Volume	157	118	241									272	
Pk Hr Factor	0.935	0.922	0.803									0.958	



Stonebridge Pkwy Bet. E Sailboat Dr & Bridge Rd

Day: Thursday  
Date: 5/18/2023

City: Hollywood  
Project #: FL23\_140259\_037n

North Bound

Time	< 15	15 - 19	20 - 24	25 - 29	30 - 34	35 - 39	40 - 44	45 - 49	50 - 54	55 - 59	60 - 64	65 - 69	70 +	Total
00:00 AM	0	0	0	1	2	1	0	0	0	0	0	0	0	4
00:15	0	0	0	0	0	0	0	0	0	0	0	0	0	0
00:30	0	0	0	1	3	0	0	0	0	0	0	0	0	4
00:45	0	0	1	0	0	0	0	0	0	0	0	0	0	1
01:00	0	0	0	0	0	0	0	0	0	0	0	0	0	0
01:15	0	0	0	0	1	0	0	0	0	0	0	0	0	1
01:30	0	0	1	0	0	1	0	0	0	0	0	0	0	2
01:45	0	0	0	0	0	1	0	0	0	0	0	0	0	1
02:00	0	0	0	0	0	0	0	0	0	0	0	0	0	0
02:15	0	0	0	0	1	0	0	0	0	0	0	0	0	1
02:30	0	0	0	0	0	0	0	0	0	0	0	0	0	0
02:45	0	0	0	0	1	0	0	0	0	0	0	0	0	1
03:00	0	0	0	1	0	1	0	0	0	0	0	0	0	2
03:15	0	0	0	0	0	0	0	0	0	0	0	0	0	0
03:30	0	0	1	0	0	0	0	0	0	0	0	0	0	1
03:45	0	0	0	0	1	0	0	0	0	0	0	0	0	1
04:00	0	0	1	0	0	0	1	0	0	0	0	0	0	2
04:15	0	0	0	0	0	1	0	0	0	0	0	0	0	1
04:30	0	0	0	0	1	0	0	0	0	0	0	0	0	1
04:45	0	0	0	1	0	1	0	0	0	0	0	0	0	2
05:00	0	0	0	0	1	0	1	0	0	0	0	0	0	2
05:15	0	0	0	0	2	0	0	0	0	0	0	0	0	2
05:30	0	0	0	0	0	0	0	0	0	0	0	0	0	0
05:45	0	0	0	0	2	0	0	0	0	0	0	0	0	2
06:00	0	0	0	4	3	2	0	0	0	0	0	0	0	9
06:15	0	0	0	1	3	1	0	0	0	0	0	0	0	5
06:30	0	0	1	3	3	3	0	0	0	0	0	0	0	11
06:45	0	0	1	1	7	2	0	0	0	0	0	0	0	11
07:00	0	0	2	3	10	3	1	0	0	0	0	0	0	19
07:15	0	2	2	10	3	4	1	0	0	0	0	0	0	22
07:30	0	0	0	4	14	5	0	0	0	0	0	0	0	23
07:45	0	1	2	11	12	3	0	0	0	0	0	0	0	29
08:00	0	0	2	6	19	4	1	0	0	0	0	0	0	35
08:15	0	0	0	8	6	2	2	0	0	0	0	0	0	18
08:30	0	0	4	10	8	2	0	0	0	0	0	0	0	24
08:45	0	1	2	8	11	7	1	0	0	0	0	0	0	30
09:00	1	0	0	4	9	5	2	0	0	0	0	0	0	21
09:15	2	0	0	1	0	4	0	0	0	0	0	0	0	16
09:30	0	0	0	3	9	4	0	0	0	0	0	0	0	16
09:45	0	3	2	5	8	2	0	0	0	0	0	0	0	20
10:00	0	0	2	4	9	4	0	0	0	0	0	0	0	19
10:15	0	1	5	2	8	1	0	0	0	0	0	0	0	17
10:30	0	0	1	6	8	4	0	1	0	0	0	0	0	20
10:45	0	0	0	2	5	7	3	1	0	0	0	0	0	18
11:00	0	0	2	1	7	4	0	0	0	0	0	0	0	14
11:15	0	0	2	10	7	2	0	0	0	0	0	0	0	21
11:30	0	0	0	6	7	5	3	0	0	0	0	0	0	21
11:45	1	0	1	4	9	4	2	0	0	0	0	0	0	21
12:00 PM	0	0	2	10	8	2	0	0	0	0	0	0	0	22
12:15	0	0	2	5	12	3	0	1	0	0	0	0	0	23
12:30	2	0	1	3	4	7	1	0	0	0	0	0	0	18
12:45	1	0	1	6	9	3	0	1	0	0	0	0	0	21
13:00	0	0	0	9	9	3	0	0	0	0	0	0	0	21
13:15	0	0	2	6	9	4	0	0	0	0	0	0	0	21
13:30	1	0	1	5	7	7	3	0	0	0	0	0	0	24
13:45	0	0	0	6	21	7	1	0	0	0	0	0	0	35
14:00	0	0	1	6	14	5	1	0	1	0	0	0	0	28
14:15	0	0	5	5	12	3	0	0	0	0	0	0	0	25
14:30	1	0	1	7	16	3	1	0	0	0	0	0	0	29
14:45	2	1	4	6	14	7	0	0	0	0	0	0	0	34
15:00	1	0	2	6	14	7	2	0	0	0	0	0	0	35
15:15	0	0	2	9	12	3	1	0	0	0	0	0	0	27
15:30	0	0	2	4	11	10	0	1	0	0	0	0	0	28
15:45	0	1	2	6	23	9	2	0	0	0	0	0	0	43
16:00	0	0	1	7	11	4	1	1	1	0	0	0	0	26
16:15	0	0	1	16	20	5	1	1	0	0	0	0	0	44
16:30	0	0	1	2	12	15	3	0	0	0	0	0	0	33
16:45	0	0	2	12	8	3	3	0	0	0	0	0	0	28
17:00	0	1	1	7	23	9	0	0	0	0	0	0	0	41
17:15	1	0	1	11	24	8	2	0	0	0	0	0	0	47
17:30	0	0	3	8	13	4	2	0	0	0	0	0	0	30
17:45	0	0	0	1	8	18	6	1	0	0	0	0	0	35
18:00	0	0	1	18	18	4	1	0	0	0	0	0	0	42
18:15	0	0	0	9	12	5	1	0	0	0	0	0	0	27
18:30	0	2	0	14	21	4	1	0	0	0	0	0	0	42
18:45	0	0	2	3	9	9	1	0	0	0	0	0	0	24
19:00	0	0	0	7	8	6	1	0	0	0	0	0	0	23
19:15	0	0	0	7	17	9	2	0	0	0	0	0	0	35
19:30	0	0	1	11	5	1	2	0	0	0	0	0	0	20
19:45	0	0	1	5	12	2	1	0	0	0	0	0	0	21
20:00	0	0	2	4	10	2	1	0	0	0	0	0	0	19
20:15	0	1	1	3	5	8	2	0	0	0	0	0	0	20
20:30	0	1	1	11	17	16	16	16	15	3	1	0	0	151
20:45	0	0	1	4	12	7	0	0	0	0	0	0	0	24
21:00	0	1	3	7	9	2	0	0	0	0	0	0	0	22
21:15	0	0	2	2	6	5	0	0	0	0	0	0	0	15
21:30	0	0	1	8	4	4	1	0	0	0	0	0	0	18
21:45	0	0	2	4	7	1	1	0	0	0	0	0	0	14
22:00	0	0	1	8	3	3	0	0	0	0	0	0	0	15
22:15	0	0	1	2	4	1	0	0	0	0	0	0	0	8
22:30	0	0	1	0	3	2	0	0	0	0	0	0	0	6
22:45	0	0	0	0	1	0	2	0	0	0	0	0	0	3
23:00	0	0	0	2	0	1	1	0	0	0	0	0	0	4
23:15	0	0	0	1	3	4	0	0	0	0	0	0	0	8
23:30	0	0	0	1	2	1	0	0	0	0	0	0	0	4
23:45	0	0	0	2	0	0	0	0	0	0	0	0	0	2
<b>Totals</b>	<b>13</b>	<b>17</b>	<b>99</b>	<b>431</b>	<b>711</b>	<b>303</b>	<b>60</b>	<b>6</b>	<b>2</b>					<b>1642</b>
<b>% of Totals</b>	<b>1%</b>	<b>1%</b>	<b>6%</b>	<b>26%</b>	<b>43%</b>	<b>18%</b>	<b>4%</b>	<b>0%</b>	<b>0%</b>					<b>100%</b>

Direction	Volume	%	Direction	Volume	%	Direction	Volume	%
AM Peak Hour	88	12%	NOON 12-2	185	11%	PM 4-6	284	17%
PM Peak Hour	151	9%	Off Peak Volumes	973	59%			

Street Name	Direction	15th	50th	Average	85th	95th	ADT
Stonebridge Pkwy	North Bound	26	32	32	37	40	1642
Stonebridge Pkwy	South Bound	26	32	32	38	41	1432

South Bound

Time	< 15	15 - 19	20 - 24	25 - 29	30 - 34	35 - 39	40 - 44	45 - 49	50 - 54	55 - 59	60 - 64	65 - 69	70 +	Total
00:00 AM	0	0	1	0	0	2	0	0	0	0	0	0	0	3
00:15	0	0	1	0	0	0	0	0	0	0	0	0	0	1
00:30	0	0	0	0	1	0	0	0	0	0	0	0	0	1
00:45	0	0	1	0	1	0	1	0	0	0	0	0	0	3
01:00	0	0	0	0	1	0	0	0	0	0	0	0	0	1
01:15	0	0	0	0	1	0	1	0	1	0	0	0	0	3
01:30	0	0	0	0	0	0	0	0	0	0	0	0	0	0
01:45	0	0	0	0	0	2	0	0	0	0	0	0	0	2
02:00	0	0	0	0	1	0	0	0	0	0	0	0	0	1
02:15	0	0	0	0	0	0	0	0	0	0	0	0	0	0
02:30	0	0	0	0	0	0	0	0	0	0	0	0	0	0
02:45	0	0	0	0	0	0	0	0	0	0	0	0	0	0
03:00	0	0	0	0	0	0	0	0	0	0	0	0	0	0
03:15	0	0	0	0	0	0	0	0	0	0	0	0	0	0
03:30	0	0	0	0	1	0	0	0	0	0	0	0	0	1
03:45	0	0	0	0	0	0	0	0	0	0	0	0	0	0
04:00	0	0	0	0	0	0	0	0	0	0	0	0	0	0
04:15	0	0	0	0	0	0	0	0	0	0	0	0	0	0
04:30	0	0	0	2	0	1	0	0	0	0	0	0	0	3
04:45	0	0	0	0	1	0	0	0	0	0	0	0	0	1
05:00	0	0	0	1	0	0	0	0	0	0	0	0	0	1
05:15	0	0	0	1	0	0	0	0	0	0	0	0	0	1
05:30	0	0	1	1	1	0	0	0	0	0	0	0	0	3
05:45	0	0	1	0	3	2	0	0	0	0	0	0	0	6
06:00	0	0	0	2	2	2	0	0	0	0	0	0	0	4
06:15	0	0	1	2	1	1	0	0	0	0	0	0	0	5
06:30	0	0	0	0	2	2	0	0	0	0	0	0	0	3
06:45	0	0	2	0	10	4	1	0	0	0	0	0	0	17
07:00	0	0	5	10	10	5	0	0	0	0	0	0	0	30
07:15	0	0	3	8	19	3	3	0	0	0	0	0	0	36
07:30	1	1	2	17	12	10	2	1	0	0	0	0	0	46
07:45	0	1	3	10	10	11	0	0	0	0	0	0	0	33
08:00	0	1	3	8	13	6	1	0	0	0	0	0	0	33
08:15	0	2	7	6	8	7	1	0	0	0	0	0	0	31
08:30	1	0	5	11	9	4	3	0	0	0	0	0	0	33
08:45	0	0	3	3	4	3	3	2	0	0	0	0	0	18
09:00	0	0	1	2	6	8	0	0	0	0	0	0	0	17
09:15	0	0	0	3	2	1	1	0	0	0	0	0	0	8
09:30	0	0	1	5	7	3	1	0	0	0	0	0	0	17
09:45	1	3	1	3	10	1	1	0	0	0	0	0	0	20
10:00	0	0	1	4	5	2	1	0	0	0	0	0	0	13
10:15	2	1	1	3	2	0	1	0	0	0	0	0	0	10
10:30	0	4	1	5	4	3	0	0	0	0	0	0	0	17
10:45	0	2	0	5	10	4	0	1	0	0	0	0	0	22
11:00	0	2	1	7	7	3	0	0	0	0	0	0	0	20
11:15	1	2	0	4	10	4	1	0	0	0	0	0	0	22
11:30	0	1	0	3	3	2	0	0	0	0	0	0	0	9
11:45	0	0	3	2	6	6	0	0	0	0	0	0	0	17
12:00 PM	0	0	2	4	8	2	2	0	0	0	0	0	0	18
12:15	0	0	2	4	3	2	0	0	0	0	0	0	0	13
12:30	0	1	0	2	6	5	1	0	0	0	0	0	0	15
12:45	0	0	0	4	3	5	3	0	0	0	0	0	0	15
13:00	0	0	0	3	8	6	3	0	0	0	0	0	0	20
13:15	0	1	0	3	5	5	0	0	0	0	0	0	0	14
13:30	0	1	3	4	6	3	1	0	0	0	0	0	0	18
13:45	0	0	4	6	8	3	0	0	0	0	0	0	0	21
14:00	0	1	2	6	3	4	0	0	0	0	0	0	0	16
14:15	0	1	1	7	12	4	0	1	0	0	0	0	0	26
14:30	0	0	1	10	12	4	1	1	0	0	0	0	0	29
14:45	1	2	0	6	7	7	1	1	0	0	0	0	0	25
15:00	1	0	3	8	2	11	7	1	0	0	0	0	0	25
15:15	0	0	8	10	10	11	0	0	0	0	0	0	0	39
15:30	0	0	2	6	15	8	2	0	1	0	0	0	0	34
15:45	1	0	1	14	8	7	0	0	0	0	0	0	0	31
16:00	1	0	1	1	14	7	1	0	1	0	0	0	0	26
16:15	0	0	1	4	14	7	0	1	0	0	0	0	0	21
16:30	0	0	1	4	8	4	1	0	0	0	0	0	0	18
16:45	0	0	2	6	11	13	1	0	0	0	0	0	0	33
17:00	1	1	1	8	9	6	2	0	0	0	0	0	0	37
17:15	0	0	0	1	9	20	6	1	0	0	0	0	0	28
17:30	0	0	0	1	6	9	14	6	0	0	0	0	0	36
17:45	0	0	0	2	6	10	5	2	0	0	0	0	0	25
18:00	0	0	2	6	9	5	4	0	0	0	0	0	0	26
18:15	0	0	4	8	9	6	1	1	0	0	0	0	0	29
18:30	0	1	2	5	7	7	1	1	0	0	0	0	0	24
18:45	0	1	3	2	5	7	1	0	0	0	0	0	0	19
19:00	0	1	3	3	6	7	8	1	0	0	0	0	0	26
19:15	0	0	3	3	5	3	2	0	0	0	0	0	0	16
19:30	0	1	3	8	12	6	0	0	0	0	0	0	0	30
19:45	0	0	5	7	4	1	1	0	0	0	0	0	0	18
20:00	0	0	3	3	8	6	1	0	0	0	0	0	0	21
20:15	0	0	3	3	5	0	0	0	0	0	0	0	0	11
20:30	0	1	4	14	3	7	1	1	0	0	0	0	0	19
20:45	0	0	1	2	5	2	0	0	0	0	0	0	0	10
21:00	0	0	1	2	5	3	0	1	0	0	0	0	0	12
21:15	0	0	1	2	3	3	2	0	0	0	0	0	0	11
21:30	0	0	0	2	3	3	0	0	0	0	0	0	0	8
21:45	0	0	0	1	2	10	1	0	0	0	0	0	0	6
22:00	0	0	3	2	5	2	1	0	0	0	0	0	0	13
22:15	0	0	0	6	2	0	0	0	0	0	0	0	0	8
22:30	0	0	0	2	1	0	0	0	0	0	0	0	0	3
22:45	0	0	1	1	2	0	0	0	0	0	0	0	0	4
23:00	0	0	0	0	0	0	0	0	0	0	0	0	0	0
23:15	0	0	0	0	1	2	0	0	0	0	0	0	0	3
23:30	0	0	0	0	3	2	0	0	0	0	0	0	0	5
23:45	0	0	1	3	3	2	0	0	0	0	0	0	0	9
<b>Totals</b>	<b>11</b>	<b>33</b>	<b>129</b>	<b>347</b>	<b>515</b>	<b>313</b>	<b>70</b>	<b>11</b>	<b>3</b>					<b>1432</b>
% of Totals	1%	2%	9%	24%	36%	22%	5%	1%	0%					100%

Direction	Volume	%	Direction	Volume	%	Direction	Volume	%	Direction	Volume	%	
AM Volumes	8	2%	AM Volumes	129	18%	NOON 12-2	134	9%	PM 4-6	230	16%	
% AM	0%	1%	% AM	13%	13%	% AM	7%	7%	% AM	0%	0%	
AM Peak Hour	09:30 - 10:30	08:00	07:00	07:15	07:30	08:00	08:00	00:30			07:35	
Volume	3	10	18	45	54	41	8	2			143	
PM Volumes	5	1%	PM Volumes	213	33%	NOON 12-2	212	48%	PM 4-6	7	2%	
% PM	0%	1%	% PM	15%	23%	% PM	3%	3%	% PM	0%	0%	
PM Peak Hour	16:15 - 16:00	15:00	15:00	15:00	16:00	17:15	14:00	15:15			16:45	
Volume	2	4	14	32	32	39	13	3			134	
<b>Directional Peak Periods</b>	<b>AM 7-9</b>			<b>NOON 12-2</b>			<b>PM 4-6</b>			<b>Off Peak Volumes</b>		
All Classes	Volume	%	Volume	%	Volume	%	Volume	%	Volume	%	Volume	%
	260	18%	134	9%	230	16%	808	56%				

Street Name	Direction	15th	50th	Average	85th	95th	ADT
Stonebridge Pkwy	North Bound	26	32	32	37	40	1642
Stonebridge Pkwy	South Bound	26	32	32	38	41	1432

**SPEED**

Stonebridge Pkwy Bet. E Sailboat Dr & Bridge Rd

Day: Thursday  
Date: 5/18/2023

City: Hollywood  
Project #: FL23\_140259\_037

**Summary**

Time	< 15	15 - 19	20 - 24	25 - 29	30 - 34	35 - 39	40 - 44	45 - 49	50 - 54	55 - 59	60 - 64	65 - 69	70 +	Total
00:00 AM	0	0	1	1	2	3	0	0	0	0	0	0	0	7
00:15	0	0	1	0	0	0	0	0	0	0	0	0	0	1
00:30	0	0	0	1	4	0	0	0	0	0	0	0	0	5
00:45	0	0	2	0	1	0	1	0	0	0	0	0	0	4
01:00	0	0	0	0	1	0	0	0	0	0	0	0	0	1
01:15	0	0	0	0	2	0	1	0	1	0	0	0	0	4
01:30	0	0	1	0	0	1	0	0	0	0	0	0	0	2
01:45	0	0	0	0	0	3	0	0	0	0	0	0	0	3
02:00	0	0	0	0	1	0	0	0	0	0	0	0	0	1
02:15	0	0	0	0	1	0	0	0	0	0	0	0	0	2
02:30	0	0	0	0	0	0	0	0	0	0	0	0	0	0
02:45	0	0	0	0	1	0	0	0	0	0	0	0	0	1
03:00	0	0	0	1	0	1	0	0	0	0	0	0	0	2
03:15	0	0	0	0	0	0	0	0	0	0	0	0	0	0
03:30	0	0	1	0	1	0	0	0	0	0	0	0	0	2
03:45	0	0	0	0	0	0	0	0	0	0	0	0	0	0
04:00	0	0	1	0	0	0	1	0	0	0	0	0	0	2
04:15	0	0	0	0	0	1	0	0	0	0	0	0	0	1
04:30	0	0	0	2	1	1	0	0	0	0	0	0	0	4
04:45	0	0	0	1	1	1	0	0	0	0	0	0	0	3
05:00	0	0	0	1	1	0	1	0	0	0	0	0	0	3
05:15	0	0	0	0	3	0	0	0	0	0	0	0	0	3
05:30	0	0	1	1	1	0	0	0	0	0	0	0	0	3
05:45	0	0	1	0	5	2	0	0	0	0	0	0	0	8
06:00	0	0	0	6	5	2	0	0	0	0	0	0	0	13
06:15	0	0	1	3	4	2	0	0	0	0	0	0	0	10
06:30	0	0	1	2	6	5	0	0	0	0	0	0	0	14
06:45	0	0	3	1	17	6	1	0	0	0	0	0	0	28
07:00	0	0	7	13	20	8	1	0	0	0	0	0	0	49
07:15	0	2	5	18	22	7	4	0	0	0	0	0	0	58
07:30	1	1	2	21	26	15	2	1	0	0	0	0	0	69
07:45	0	2	3	21	22	14	0	0	0	0	0	0	0	62
08:00	0	1	5	18	32	10	2	0	0	0	0	0	0	68
08:15	0	2	7	14	14	9	3	0	0	0	0	0	0	49
08:30	1	0	9	21	17	6	3	0	0	0	0	0	0	57
08:45	0	1	5	11	15	10	4	2	0	0	0	0	0	48
09:00	1	0	1	6	15	13	2	0	0	0	0	0	0	38
09:15	2	0	1	3	11	6	1	0	0	0	0	0	0	24
09:30	0	0	1	8	16	7	1	0	0	0	0	0	0	33
09:45	1	6	3	8	18	3	1	0	0	0	0	0	0	40
10:00	0	0	3	8	14	6	1	0	0	0	0	0	0	32
10:15	2	2	6	5	10	1	1	0	0	0	0	0	0	27
10:30	0	4	2	11	12	7	0	1	0	0	0	0	0	37
10:45	0	2	2	10	17	7	1	0	0	0	0	0	0	40
11:00	0	2	3	8	14	7	0	0	0	0	0	0	0	34
11:15	1	2	2	14	17	6	1	0	0	0	0	0	0	43
11:30	0	1	0	9	10	7	3	0	0	0	0	0	0	30
11:45	1	0	4	6	15	10	2	0	0	0	0	0	0	38
12:00 PM	0	0	4	14	16	4	2	0	0	0	0	0	0	40
12:15	0	0	4	9	15	5	2	1	0	0	0	0	0	36
12:30	2	1	1	5	10	12	2	0	0	0	0	0	0	33
12:45	1	0	1	10	12	8	3	1	0	0	0	0	0	36
13:00	0	0	0	12	17	9	3	0	0	0	0	0	0	41
13:15	0	1	2	9	14	9	0	0	0	0	0	0	0	35
13:30	1	1	4	9	13	10	4	0	0	0	0	0	0	42
13:45	0	0	4	12	29	10	1	0	0	0	0	0	0	56
14:00	0	1	3	12	17	9	1	0	1	0	0	0	0	44
14:15	0	1	6	12	24	7	0	1	0	0	0	0	0	51
14:30	1	0	2	17	28	7	2	1	0	0	0	0	0	58
14:45	3	3	4	12	21	14	1	1	0	0	0	0	0	59
15:00	2	0	6	11	25	14	3	0	0	0	0	0	0	64
15:15	0	0	10	19	22	14	1	0	0	0	0	0	0	66
15:30	0	0	4	10	26	18	2	1	1	0	0	0	0	62
15:45	1	1	3	20	31	16	2	0	0	0	0	0	0	74
16:00	1	0	2	8	25	11	2	1	2	0	0	0	0	52
16:15	0	0	0	2	20	34	12	1	2	0	0	0	0	71
16:30	0	0	2	6	20	10	4	0	0	0	0	0	0	51
16:45	0	0	4	18	19	16	4	0	0	0	0	0	0	61
17:00	1	2	2	15	32	15	2	0	0	0	0	0	0	69
17:15	1	0	2	20	44	14	3	0	0	0	0	0	0	84
17:30	0	0	4	14	22	18	8	0	0	0	0	0	0	66
17:45	0	0	3	15	28	11	3	0	0	0	0	0	0	65
18:00	0	0	3	24	27	9	5	0	0	0	0	0	0	68
18:15	0	0	4	17	21	11	2	1	0	0	0	0	0	56
18:30	0	3	2	19	28	11	2	1	0	0	0	0	0	66
18:45	0	1	5	5	14	16	2	0	0	0	0	0	0	43
19:00	0	1	4	13	15	14	2	0	0	0	0	0	0	48
19:15	0	0	3	10	22	12	4	0	0	0	0	0	0	51
19:30	0	1	4	19	17	7	2	0	0	0	0	0	0	50
19:45	0	0	6	12	16	3	2	0	0	0	0	0	0	39
20:00	0	0	5	7	18	8	2	0	0	0	0	0	0	40
20:15	0	1	4	6	10	8	2	0	0	0	0	0	0	31
20:30	0	3	3	13	13	11	4	0	0	0	0	0	0	36
20:45	0	0	2	6	17	9	0	0	0	0	0	0	0	34
21:00	0	1	4	9	14	5	0	1	0	0	0	0	0	34
21:15	0	0	3	4	9	8	2	0	0	0	0	0	0	26
21:30	0	0	1	10	7	7	1	0	0	0	0	0	0	26
21:45	0	0	2	6	6	1	2	0	0	0	0	0	0	19
22:00	0	0	4	10	8	5	1	0	0	0	0	0	0	28
22:15	0	0	1	8	6	1	0	0	0	0	0	0	0	16
22:30	0	0	1	2	4	2	0	0	0	0	0	0	0	9
22:45	0	0	1	1	3	0	2	0	0	0	0	0	0	7
23:00	0	0	0	2	0	1	1	0	0	0	0	0	0	4
23:15	0	0	1	4	6	0	0	0	0	0	0	0	0	11
23:30	0	0	0	1	5	3	0	0	0	0	0	0	0	9
23:45	0	0	1	5	3	2	0	0	0	0	0	0	0	11
<b>Totals</b>	<b>24</b>	<b>50</b>	<b>228</b>	<b>778</b>	<b>1226</b>	<b>616</b>	<b>180</b>	<b>17</b>	<b>5</b>					<b>3074</b>
<b>% of Totals</b>	<b>1%</b>	<b>2%</b>	<b>7%</b>	<b>25%</b>	<b>40%</b>	<b>20%</b>	<b>4%</b>	<b>1%</b>	<b>0%</b>					<b>100%</b>

AM Peak Hour	08:30	09:45	08:00	07:15	07:15	07:30	08:00	08:00	00:30					
Volume	4	12	29	71	102	48	12	2	1					252
PM Peak Hour	14	22	142	522	831	420	92	12	4	0	0	0	0	2070
Volume	4	12	29	71	102	48	12	2	1					252
Directional Peak Periods	AM 7-9			NOON 12-2			PM 4-6			Off Peak Volumes				
All Classes	Volume	%	Volume	%	Volume	%	Volume	%	Volume	%	Volume	%		
	460	15%	319	10%	514	17%	1781	58%						

Street Name	Direction	15th	50th	Average	85th	95th	ADT
Stonebridge Pkwy	Summary	26	32	32	37	40	3074

# SPEED

## Stonebridge Pkwy Bet. E Sailboat Dr & Bridge Rd

Day: Thursday  
Date: 5/18/2023

City: Hollywood  
Project #: FL23\_140259\_037n

### North Bound

Time	< 15	15 - 19	20 - 24	25 - 29	30 - 34	35 - 39	40 - 44	45 - 49	50 - 54	55 - 59	60 - 64	65 - 69	70 +	Total
00:00 AM	0	0	1	2	5	1	0	0	0	0	0	0	0	9
01:00	0	0	1	0	1	2	0	0	0	0	0	0	0	4
02:00	0	0	0	0	2	0	0	0	0	0	0	0	0	2
03:00	0	0	1	1	1	1	0	0	0	0	0	0	0	4
04:00	0	0	1	1	1	2	1	0	0	0	0	0	0	6
05:00	0	0	0	2	3	0	1	0	0	0	0	0	0	6
06:00	0	0	2	8	18	8	0	0	0	0	0	0	0	36
07:00	0	3	6	28	39	15	2	0	0	0	0	0	0	93
08:00	0	1	8	35	44	15	4	0	0	0	0	0	0	107
09:00	3	3	3	12	35	15	2	0	0	0	0	0	0	73
10:00	0	1	10	17	32	12	1	1	0	0	0	0	0	74
11:00	1	0	5	21	30	15	5	0	0	0	0	0	0	77
12:00 PM	3	0	6	24	33	15	1	2	0	0	0	0	0	84
13:00	1	0	3	26	46	21	4	0	0	0	0	0	0	101
14:00	3	1	11	24	56	18	2	0	1	0	0	0	0	116
15:00	1	1	8	28	60	29	5	1	0	0	0	0	0	133
16:00	0	0	5	37	51	27	8	2	1	0	0	0	0	131
17:00	1	1	6	35	78	27	5	0	0	0	0	0	0	153
18:00	0	2	3	44	60	22	4	0	0	0	0	0	0	135
19:00	0	0	3	30	42	18	6	0	0	0	0	0	0	99
20:00	0	3	5	17	31	20	4	0	0	0	0	0	0	80
21:00	0	1	7	21	26	12	2	0	0	0	0	0	0	69
22:00	0	0	3	10	11	6	2	0	0	0	0	0	0	32
23:00	0	0	1	8	6	2	1	0	0	0	0	0	0	18
<b>Totals</b>	<b>13</b>	<b>17</b>	<b>99</b>	<b>431</b>	<b>711</b>	<b>303</b>	<b>60</b>	<b>6</b>	<b>2</b>					<b>1642</b>
<b>% of Totals</b>	<b>1%</b>	<b>1%</b>	<b>6%</b>	<b>26%</b>	<b>43%</b>	<b>18%</b>	<b>4%</b>	<b>0%</b>	<b>0%</b>					<b>100%</b>

<b>AM Volumes</b>	4	8	38	127	211	86	16	1	0	0	0	0	0	491
<b>% AM</b>	0%	0%	2%	8%	13%	5%	1%	0%						30%
<b>AM Peak Hour</b>	09:00	07:00	10:00	08:00	08:00	07:00	11:00	10:00						08:00
<b>Volume</b>	3	3	10	35	44	15	5	1						107
<b>PM Volumes</b>	9	9	61	304	500	217	44	5	2	0	0	0	0	1151
<b>% PM</b>	1%	1%	4%	19%	30%	13%	3%	0%	0%					70%
<b>PM Peak Hour</b>	12:00	20:00	14:00	18:00	17:00	15:00	16:00	12:00	14:00					17:00
<b>Volume</b>	3	3	11	44	78	29	8	2	1					153

Directional Peak Periods All Speeds	AM 7-9		NOON 12-2		PM 4-6		Off Peak Volumes	
	Volume	%	Volume	%	Volume	%	Volume	%
	200	↔ 12%	185	↔ 11%	284	↔ 17%	973	↔ 59%

Street Name	Direction	Percentiles					ADT
		15th	50th	Average	85th	95th	
Stonebridge Pkwy	North Bound	26	32	32	37	40	1642
Stonebridge Pkwy	South Bound	26	32	32	38	41	1432



# SPEED

## Stonebridge Pkwy Bet. E Sailboat Dr & Bridge Rd

Day: Thursday  
Date: 5/18/2023

City: Hollywood  
Project #: FL23\_140259\_037s

### South Bound

Time	< 15	15 - 19	20 - 24	25 - 29	30 - 34	35 - 39	40 - 44	45 - 49	50 - 54	55 - 59	60 - 64	65 - 69	70 +	Total
00:00 AM	0	0	3	0	2	2	1	0	0	0	0	0	0	8
01:00	0	0	0	0	2	2	1	0	1	0	0	0	0	6
02:00	0	0	1	0	1	0	0	0	0	0	0	0	0	2
03:00	0	0	0	0	1	0	0	0	0	0	0	0	0	1
04:00	0	0	0	2	1	1	0	0	0	0	0	0	0	4
05:00	0	0	2	3	4	2	0	0	0	0	0	0	0	11
06:00	0	0	3	4	14	7	1	0	0	0	0	0	0	29
07:00	1	2	11	45	51	29	5	1	0	0	0	0	0	145
08:00	1	3	18	29	34	20	8	2	0	0	0	0	0	115
09:00	1	3	3	13	25	14	3	0	0	0	0	0	0	62
10:00	2	7	3	17	21	9	2	1	0	0	0	0	0	62
11:00	1	5	4	16	26	15	1	0	0	0	0	0	0	68
12:00 PM	0	1	4	14	20	14	8	0	0	0	0	0	0	61
13:00	0	2	7	16	27	17	4	0	0	0	0	0	0	73
14:00	1	4	4	29	34	19	2	3	0	0	0	0	0	96
15:00	2	0	14	32	44	33	3	0	1	0	0	0	0	129
16:00	1	0	5	15	47	31	3	1	1	0	0	0	0	104
17:00	1	1	5	29	48	31	11	0	0	0	0	0	0	126
18:00	0	2	11	21	30	25	7	2	0	0	0	0	0	98
19:00	0	2	14	24	28	18	4	0	0	0	0	0	0	90
20:00	0	1	9	15	25	9	2	0	0	0	0	0	0	61
21:00	0	0	3	8	12	9	3	1	0	0	0	0	0	36
22:00	0	0	4	11	10	2	1	0	0	0	0	0	0	28
23:00	0	0	1	4	8	4	0	0	0	0	0	0	0	17
<b>Totals</b>	<b>11</b>	<b>33</b>	<b>129</b>	<b>347</b>	<b>515</b>	<b>313</b>	<b>70</b>	<b>11</b>	<b>3</b>					<b>1432</b>
<b>% of Totals</b>	1%	2%	9%	24%	36%	22%	5%	1%	0%					100%

<b>AM Volumes</b>	6	20	48	129	182	101	22	4	1	0	0	0	0	513
<b>% AM</b>	0%	1%	3%	9%	13%	7%	2%	0%	0%					36%
<b>AM Peak Hour</b>	10:00	10:00	08:00	07:00	07:00	07:00	08:00	08:00	01:00					07:00
<b>Volume</b>	2	7	18	45	51	29	8	2	1					145
<b>PM Volumes</b>	5	13	81	218	333	212	48	7	2	0	0	0	0	919
<b>% PM</b>	0%	1%	6%	15%	23%	15%	3%	0%	0%					64%
<b>PM Peak Hour</b>	15:00	14:00	15:00	15:00	17:00	15:00	17:00	14:00	15:00					15:00
<b>Volume</b>	2	4	14	32	48	33	11	3	1					129

Directional Peak Periods All Speeds	AM 7-9		NOON 12-2		PM 4-6		Off Peak Volumes	
	Volume	%	Volume	%	Volume	%	Volume	%
	260	18%	134	9%	230	16%	808	56%

Street Name	Direction	Percentiles					ADT
		15th	50th	Average	85th	95th	
Stonebridge Pkwy	North Bound	26	32	32	37	40	1642
Stonebridge Pkwy	South Bound	26	32	32	38	41	1432

# SPEED

## Stonebridge Pkwy Bet. E Sailboat Dr & Bridge Rd

Day: Thursday  
Date: 5/18/2023

City: Hollywood  
Project #: FL23\_140259\_037

### Summary

Time	< 15	15 - 19	20 - 24	25 - 29	30 - 34	35 - 39	40 - 44	45 - 49	50 - 54	55 - 59	60 - 64	65 - 69	70 +	Total
00:00 AM	0	0	4	2	7	3	1	0	0	0	0	0	0	17
01:00	0	0	1	0	3	4	1	0	1	0	0	0	0	10
02:00	0	0	1	0	3	0	0	0	0	0	0	0	0	4
03:00	0	0	1	1	2	1	0	0	0	0	0	0	0	5
04:00	0	0	1	3	2	3	1	0	0	0	0	0	0	10
05:00	0	0	2	5	7	2	1	0	0	0	0	0	0	17
06:00	0	0	5	12	32	15	1	0	0	0	0	0	0	65
07:00	1	5	17	73	90	44	7	1	0	0	0	0	0	238
08:00	1	4	26	64	78	35	12	2	0	0	0	0	0	222
09:00	4	6	6	25	60	29	5	0	0	0	0	0	0	135
10:00	2	8	13	34	53	21	3	2	0	0	0	0	0	136
11:00	2	5	9	37	56	30	6	0	0	0	0	0	0	145
12:00 PM	3	1	10	38	53	29	9	2	0	0	0	0	0	145
13:00	1	2	10	42	73	38	8	0	0	0	0	0	0	174
14:00	4	5	15	53	90	37	4	3	1	0	0	0	0	212
15:00	3	1	22	60	104	62	8	1	1	0	0	0	0	262
16:00	1	0	10	52	98	58	11	3	2	0	0	0	0	235
17:00	2	2	11	64	126	58	16	0	0	0	0	0	0	279
18:00	0	4	14	65	90	47	11	2	0	0	0	0	0	233
19:00	0	2	17	54	70	36	10	0	0	0	0	0	0	189
20:00	0	4	14	32	56	29	6	0	0	0	0	0	0	141
21:00	0	1	10	29	38	21	5	1	0	0	0	0	0	105
22:00	0	0	7	21	21	8	3	0	0	0	0	0	0	60
23:00	0	0	2	12	14	6	1	0	0	0	0	0	0	35
<b>Totals</b>	<b>24</b>	<b>50</b>	<b>228</b>	<b>778</b>	<b>1226</b>	<b>616</b>	<b>130</b>	<b>17</b>	<b>5</b>					<b>3074</b>
<b>% of Totals</b>	<b>1%</b>	<b>2%</b>	<b>7%</b>	<b>25%</b>	<b>40%</b>	<b>20%</b>	<b>4%</b>	<b>1%</b>	<b>0%</b>					<b>100%</b>

<b>AM Volumes</b>	10	28	86	256	393	187	38	5	1	0	0	0	0	1004
<b>% AM</b>	0%	1%	3%	8%	13%	6%	1%	0%	0%					33%
<b>AM Peak Hour</b>	09:00	10:00	08:00	07:00	07:00	07:00	08:00	08:00	01:00					07:00
<b>Volume</b>	4	8	26	73	90	44	12	2	1					238
<b>PM Volumes</b>	14	22	142	522	833	429	92	12	4	0	0	0	0	2070
<b>% PM</b>	0%	1%	5%	17%	27%	14%	3%	0%	0%					67%
<b>PM Peak Hour</b>	14:00	14:00	15:00	18:00	17:00	15:00	17:00	14:00	16:00					17:00
<b>Volume</b>	4	5	22	65	126	62	16	3	2					279

Directional Peak Periods All Speeds	AM 7-9		NOON 12-2		PM 4-6		Off Peak Volumes	
	Volume	%	Volume	%	Volume	%	Volume	%
	460	↔ 15%	319	↔ 10%	514	↔ 17%	1781	↔ 58%

Street Name	Direction	Percentiles					ADT
		15th	50th	Average	85th	95th	
Stonebridge Pkwy	Summary	26	32	32	37	40	3074

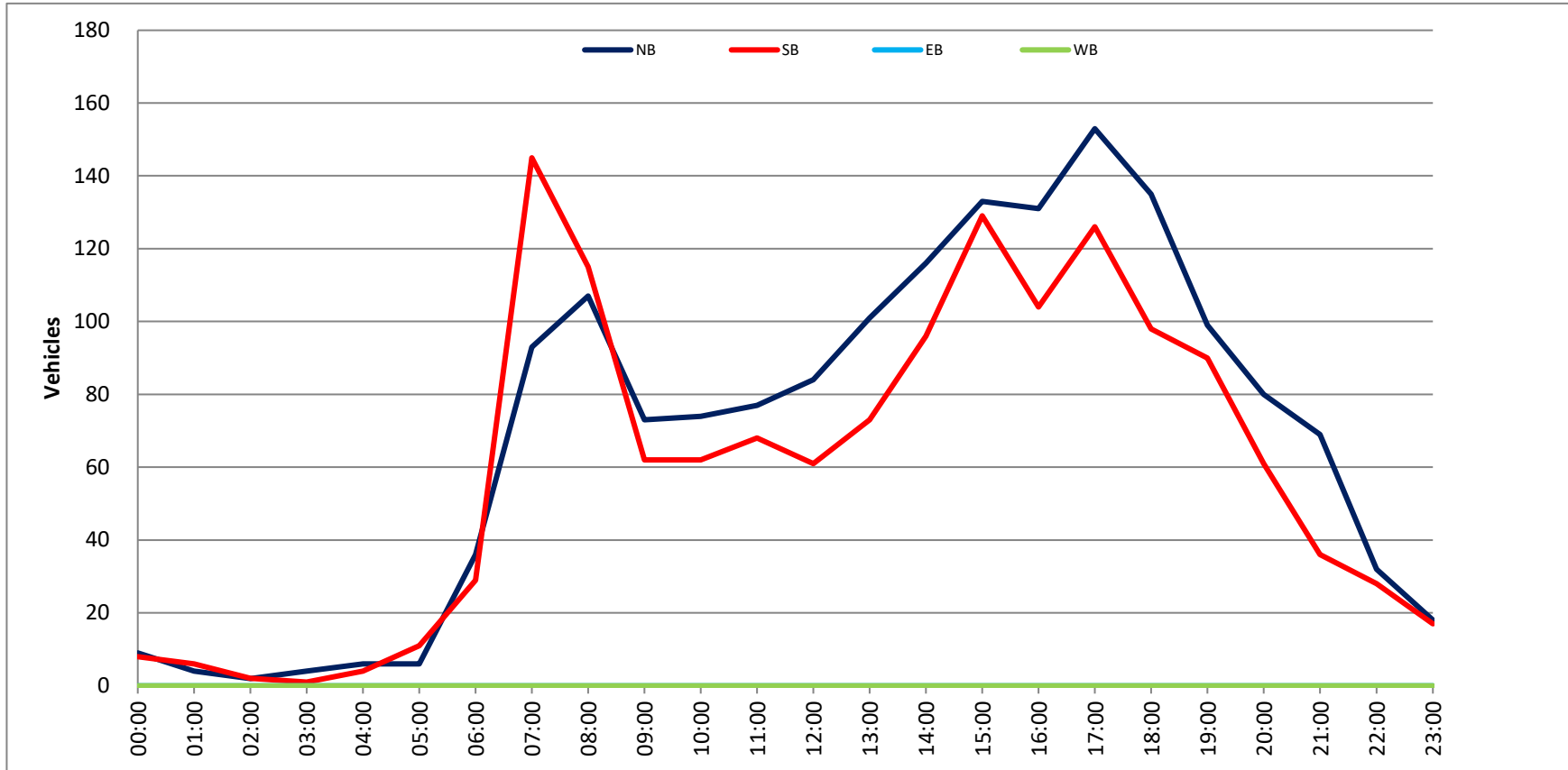
**VOLUME**

Stonebridge Pkwy Bet. E Sailboat Dr & Bridge Rd

Day: Thursday  
Date: 5/18/2023

City: Hollywood  
Project #: FL23\_140259\_037

DAILY TOTALS												Total	
				NB		SB		EB		WB			
				1,642		1,432		0		0		3,074	
AM Period	NB	SB	EB	WB	TOTAL	PM Period	NB	SB	EB	WB	TOTAL		
00:00	4	3	0	0	7	12:00	22	18	0	0	40		
00:15	0	1	0	0	1	12:15	23	13	0	0	36		
00:30	4	1	0	0	5	12:30	18	15	0	0	33		
00:45	1	9	3	8	17	12:45	21	84	15	61	36	145	
01:00	0	1	0	0	1	13:00	21	20	0	0	41		
01:15	1	3	0	0	4	13:15	21	14	0	0	35		
01:30	2	0	0	0	2	13:30	24	18	0	0	42		
01:45	1	4	2	6	10	13:45	35	101	21	73	56	174	
02:00	0	1	1	0	2	14:00	28	16	0	0	44		
02:15	1	1	0	0	2	14:15	25	26	0	0	51		
02:30	0	0	0	0	0	14:30	29	29	0	0	58		
02:45	1	2	0	0	3	14:45	34	116	25	96	59	212	
03:00	2	0	0	0	2	15:00	35	25	0	0	60		
03:15	0	0	0	0	0	15:15	27	39	0	0	66		
03:30	1	1	0	0	2	15:30	28	34	0	0	62		
03:45	1	4	0	1	6	15:45	43	133	31	129	74	262	
04:00	2	0	0	0	2	16:00	26	26	0	0	52		
04:15	1	0	0	0	1	16:15	44	27	0	0	71		
04:30	1	3	0	0	4	16:30	33	18	0	0	51		
04:45	2	6	1	4	13	16:45	28	131	33	104	61	235	
05:00	2	1	0	0	3	17:00	41	28	0	0	69		
05:15	2	1	0	0	3	17:15	47	37	0	0	84		
05:30	0	3	0	0	3	17:30	30	36	0	0	66		
05:45	2	6	6	11	15	17:45	35	153	25	126	60	279	
06:00	9	4	0	0	13	18:00	42	26	0	0	68		
06:15	5	5	0	0	10	18:15	27	29	0	0	56		
06:30	11	3	0	0	14	18:30	42	24	0	0	66		
06:45	11	36	17	29	73	18:45	24	135	19	98	43	233	
07:00	19	30	0	0	49	19:00	23	26	0	0	49		
07:15	22	36	0	0	58	19:15	35	16	0	0	51		
07:30	0	23	0	0	23	19:30	20	30	0	0	50		
07:45	29	93	33	145	200	19:45	21	99	18	90	39	189	
08:00	35	33	0	0	68	20:00	19	21	0	0	40		
08:15	18	31	0	0	49	20:15	20	11	0	0	31		
08:30	24	33	0	0	57	20:30	17	19	0	0	36		
08:45	30	107	18	115	222	20:45	24	80	10	61	34	141	
09:00	21	17	0	0	38	21:00	22	12	0	0	34		
09:15	16	8	0	0	24	21:15	15	11	0	0	26		
09:30	16	17	0	0	33	21:30	18	8	0	0	26		
09:45	20	73	20	62	135	21:45	14	69	5	36	19	105	
10:00	19	13	0	0	32	22:00	15	13	0	0	28		
10:15	17	10	0	0	27	22:15	8	8	0	0	16		
10:30	20	17	0	0	37	22:30	6	3	0	0	9		
10:45	18	74	22	62	136	22:45	3	32	4	28	7	60	
11:00	14	20	0	0	34	23:00	4	0	0	0	4		
11:15	21	22	0	0	43	23:15	8	3	0	0	11		
11:30	21	9	0	0	30	23:30	4	5	0	0	9		
11:45	21	77	17	68	145	23:45	2	18	9	17	11	35	
<b>TOTALS</b>	<b>491</b>	<b>513</b>			<b>1004</b>	<b>TOTALS</b>	<b>1151</b>	<b>919</b>			<b>2070</b>		
<b>SPLIT %</b>	<b>48.9%</b>	<b>51.1%</b>			<b>32.7%</b>	<b>SPLIT %</b>	<b>55.6%</b>	<b>44.4%</b>			<b>67.3%</b>		
DAILY TOTALS												Total	
				NB		SB		EB		WB			
				1,642		1,432		0		0		3,074	
AM Peak Hour	07:15	07:15			07:15	PM Peak Hour	17:15	16:45			16:45		
AM Pk Volume	109	148			257	PM Pk Volume	154	134			280		
Pk Hr Factor	0.779	0.804			0.931	Pk Hr Factor	0.819	0.905			0.833		
7 - 9 Volume	200	260	0	0	460	4 - 6 Volume	284	230	0	0	514		
7 - 9 Peak Hour	07:15	07:15			07:15	4 - 6 Peak Hour	17:00	16:45			16:45		
7 - 9 Pk Volume	109	148	0	0	257	4 - 6 Pk Volume	153	134	0	0	280		
Pk Hr Factor	0.779	0.804	0.905	0.905	0.931	Pk Hr Factor	0.814	0.905	0.905	0.905	0.833		



Stonebridge Pkwy Bet. Dockside Dr & Anchor Way

Day: Tuesday  
 Date: 5/16/2023

City: Hollywood  
 Project #: FL23\_140259\_038n

Time	< 15	15 - 19	20 - 24	25 - 29	30 - 34	35 - 39	40 - 44	45 - 49	50 - 54	55 - 59	60 - 64	65 - 69	70 +	Total
00:00 AM	0	0	1	0	2	0	0	0	0	0	0	0	0	3
00:15	0	0	0	0	0	1	0	0	0	0	0	0	0	1
00:30	0	0	0	1	0	1	0	0	0	0	0	0	0	2
00:45	0	0	0	0	0	0	0	0	0	0	0	0	0	0
01:00	0	0	0	0	0	1	0	0	0	0	0	0	0	1
01:15	0	0	0	1	0	0	0	0	0	0	0	0	0	1
01:30	0	0	0	0	0	0	0	0	0	0	0	0	0	0
01:45	0	0	0	0	0	0	0	0	0	0	0	0	0	0
02:00	0	0	0	0	0	0	0	0	0	0	0	0	0	0
02:15	0	0	0	0	0	0	0	0	0	0	0	0	0	0
02:30	0	0	0	0	0	0	0	0	0	0	0	0	0	0
02:45	0	0	0	0	0	0	0	0	0	0	0	0	0	0
03:00	0	0	0	0	0	0	0	0	0	0	0	0	0	0
03:15	0	0	0	0	0	0	0	0	0	0	0	0	0	0
03:30	0	0	0	0	1	0	0	0	0	0	0	0	0	1
03:45	0	0	0	0	0	0	0	0	0	0	0	0	0	0
04:00	0	0	0	0	1	0	0	0	0	0	0	0	0	1
04:15	0	0	0	0	0	0	0	0	0	0	0	0	0	0
04:30	0	0	0	0	0	0	0	0	0	0	0	0	0	0
04:45	0	0	0	0	0	0	0	0	0	0	0	0	0	0
05:00	0	1	0	0	0	2	0	0	0	0	0	0	0	3
05:15	0	1	0	0	0	1	0	0	0	0	0	0	0	2
05:30	0	1	0	0	0	0	0	0	0	0	0	0	0	1
05:45	0	0	1	2	2	0	0	0	0	0	0	0	0	5
06:00	0	0	0	0	2	0	0	0	0	0	0	0	0	2
06:15	0	0	0	0	3	2	1	0	0	0	0	0	0	6
06:30	0	0	0	1	1	0	1	0	0	0	0	0	0	3
06:45	0	1	2	2	2	2	0	1	0	0	0	0	0	10
07:00	0	0	1	3	10	3	2	0	0	0	0	0	0	19
07:15	0	0	0	9	24	11	3	0	0	0	0	0	0	47
07:30	0	3	5	21	16	9	4	0	0	0	0	0	0	58
07:45	3	1	6	14	12	5	1	0	0	0	0	0	0	42
08:00	1	0	2	9	17	12	9	0	0	0	0	0	0	41
08:15	0	0	3	1	12	7	1	0	0	0	0	0	0	24
08:30	0	0	2	1	18	7	2	0	0	0	0	0	0	30
08:45	0	0	1	2	6	1	1	0	0	0	0	0	0	11
09:00	0	0	1	4	3	2	1	1	0	0	0	0	0	12
09:15	0	3	1	3	1	0	1	0	0	0	0	0	0	15
09:30	0	0	1	0	7	7	0	0	0	0	0	0	0	15
09:45	0	0	1	3	5	1	0	0	0	0	0	0	0	10
10:00	1	0	1	1	2	4	1	0	0	0	0	0	0	10
10:15	0	0	4	3	8	1	1	0	0	0	0	0	0	17
10:30	0	0	2	1	4	1	1	0	0	0	0	0	0	9
10:45	0	0	0	0	5	3	2	0	0	0	0	0	0	12
11:00	0	0	0	3	2	2	1	0	0	0	0	0	0	8
11:15	0	0	1	1	3	2	2	0	0	0	0	0	0	9
11:30	3	1	3	1	10	3	1	0	0	0	0	0	0	22
11:45	0	0	2	6	4	5	0	0	0	0	0	0	0	17
12:00 PM	1	0	1	4	5	1	2	1	0	0	0	0	0	15
12:15	0	0	1	3	9	8	2	0	0	0	0	0	0	23
12:30	0	1	0	2	4	3	1	0	0	0	0	0	0	11
12:45	0	0	0	2	5	1	3	0	0	0	0	0	0	11
13:00	0	1	1	3	4	4	0	0	0	0	0	0	0	13
13:15	0	2	0	6	3	5	0	0	0	0	0	0	0	16
13:30	0	0	1	4	2	6	0	1	0	0	0	0	0	14
13:45	0	0	3	3	5	5	4	1	0	0	0	0	0	21
14:00	3	0	6	9	9	3	1	0	0	0	0	0	0	31
14:15	0	1	8	8	4	7	0	0	0	0	0	0	0	28
14:30	0	1	5	6	7	2	0	0	0	0	0	0	0	21
14:45	0	0	0	2	10	3	1	0	0	0	0	0	0	16
15:00	0	2	3	5	6	3	1	0	0	0	0	0	0	22
15:15	0	0	1	4	5	4	0	0	0	0	0	0	0	14
15:30	0	0	1	4	7	3	3	0	0	0	0	0	0	18
15:45	0	0	0	7	15	3	0	0	0	0	0	0	0	25
16:00	0	0	0	4	5	5	4	0	0	0	0	0	0	18
16:15	0	1	1	5	11	5	1	1	0	0	0	0	0	25
16:30	1	0	4	2	12	4	2	0	0	0	0	0	0	25
16:45	0	1	1	2	7	6	1	0	0	0	0	0	0	18
17:00	0	0	3	4	16	6	1	0	0	0	0	0	0	30
17:15	1	0	0	6	5	3	3	0	0	0	0	0	0	18
17:30	0	0	2	6	9	7	1	0	0	0	0	0	0	25
17:45	0	0	0	3	6	6	0	0	0	0	0	0	0	18
18:00	0	0	1	6	10	2	1	0	0	0	0	0	0	20
18:15	0	0	2	5	9	7	0	0	0	0	0	0	0	23
18:30	0	0	3	4	10	6	2	0	0	0	0	0	0	25
18:45	0	0	1	6	5	5	2	0	0	0	0	0	0	19
19:00	1	0	2	8	4	4	1	0	0	0	0	0	0	22
19:15	0	0	1	4	6	4	2	0	0	0	0	0	0	18
19:30	0	0	1	6	6	0	0	0	0	0	0	0	0	13
19:45	0	0	1	4	12	2	2	0	0	0	0	0	0	21
20:00	1	0	1	2	1	2	0	0	0	0	0	0	0	7
20:15	0	0	2	3	7	2	1	0	0	0	0	0	0	15
20:30	0	2	3	2	4	1	2	0	0	0	0	0	0	12
20:45	0	0	0	1	0	0	0	0	0	0	0	0	0	1
21:00	0	0	3	4	2	2	1	0	0	0	0	0	0	12
21:15	0	0	2	2	2	2	0	0	0	0	0	0	0	8
21:30	0	0	2	0	1	0	0	0	0	0	0	0	0	3
21:45	0	0	1	3	1	2	1	0	0	0	0	0	0	8
22:00	1	0	1	4	2	1	1	0	0	0	0	0	0	10
22:15	0	0	2	2	1	1	0	0	0	0	0	0	0	6
22:30	0	0	0	1	2	3	1	0	0	0	0	0	0	7
22:45	0	0	0	2	2	2	1	0	0	0	0	0	0	7
23:00	0	1	1	1	1	1	0	0	0	0	0	0	0	5
23:15	0	0	0	0	0	0	0	0	0	0	0	0	0	0
23:30	0	0	0	0	0	0	0	0	0	0	0	0	0	0
23:45	0	0	0	0	0	1	0	0	0	0	0	0	0	1
<b>Totals</b>	<b>18</b>	<b>25</b>	<b>113</b>	<b>282</b>	<b>445</b>	<b>248</b>	<b>72</b>	<b>8</b>	<b>1</b>					<b>1215</b>
<b>% of Totals</b>	<b>1%</b>	<b>2%</b>	<b>9%</b>	<b>23%</b>	<b>37%</b>	<b>20%</b>	<b>6%</b>	<b>1%</b>	<b>0%</b>					<b>100%</b>

Directional Peak Periods	AM 7-9		NOON 12-2		PM 4-6		Off Peak Volumes	
All Classes	Volume	%	Volume	%	Volume	%	Volume	%
	272	22%	124	10%	178	15%	641	53%

Street Name	Direction	Percentiles					
		15th	50th	Average	85th	95th	ADT
Stonebridge Pkwy	North Bound	25	32	31	38	41	1215
Stonebridge Pkwy	South Bound	24	29	29	34	37	1110

Day: Tuesday  
Date: 5/16/2023

City: Hollywood  
Project #: FL23\_140259\_038s

South Bound														
Time	< 15	15 - 19	20 - 24	25 - 29	30 - 34	35 - 39	40 - 44	45 - 49	50 - 54	55 - 59	60 - 64	65 - 69	70 +	Total
00:00 AM	0	0	0	1	0	1	0	0	0	0	0	0	0	2
00:15	0	0	0	0	0	0	0	0	0	0	0	0	0	0
00:30	0	0	0	0	0	1	0	0	0	0	0	0	0	1
00:45	0	0	0	0	0	0	0	0	0	0	0	0	0	0
01:00	0	0	0	1	0	0	0	0	0	0	0	0	0	1
01:15	0	0	0	1	0	0	0	0	0	0	0	0	0	1
01:30	0	0	0	1	0	0	0	0	0	0	0	0	0	1
01:45	0	0	0	0	0	0	0	0	0	0	0	0	0	0
02:00	0	0	0	0	1	0	0	0	0	0	0	0	0	1
02:15	0	0	0	0	0	0	0	0	0	0	0	0	0	0
02:30	0	0	0	0	0	0	0	0	0	0	0	0	0	0
02:45	0	0	0	0	1	0	0	0	0	0	0	0	0	1
03:00	0	0	0	0	0	0	0	0	0	0	0	0	0	0
03:15	0	0	0	0	0	0	0	0	0	0	0	0	0	0
03:30	0	0	0	0	0	0	0	0	0	0	0	0	0	0
03:45	0	0	0	0	0	0	0	0	0	0	0	0	0	0
04:00	0	0	0	0	0	0	0	0	0	0	0	0	0	0
04:15	0	0	0	0	0	0	0	0	0	0	0	0	0	0
04:30	0	0	0	0	0	0	0	0	0	0	0	0	0	0
04:45	0	0	0	0	0	0	0	0	0	0	0	0	0	0
05:00	0	0	0	1	0	0	0	0	0	0	0	0	0	1
05:15	0	0	3	1	1	0	0	0	0	0	0	0	0	2
05:30	0	0	0	0	0	0	0	0	0	0	0	0	0	0
05:45	0	0	1	1	1	0	0	0	0	0	0	0	0	3
06:00	0	0	0	0	0	0	0	0	0	0	0	0	0	0
06:15	0	0	0	3	1	0	0	0	0	0	0	0	0	4
06:30	1	0	1	5	4	0	0	0	0	0	0	0	0	11
06:45	0	0	0	3	3	0	1	0	0	0	0	0	0	7
07:00	0	0	1	2	7	0	0	0	0	0	0	0	0	10
07:15	1	1	4	4	14	3	0	0	0	0	0	0	0	27
07:30	1	3	6	21	8	1	0	0	0	0	0	0	0	40
07:45	1	1	3	7	9	2	2	0	0	0	0	0	0	25
08:00	0	1	3	4	3	2	0	0	0	0	0	0	0	13
08:15	0	2	4	11	4	0	0	0	0	0	0	0	0	21
08:30	0	1	4	6	3	1	0	0	0	0	0	0	0	15
08:45	0	0	1	7	11	1	0	0	0	0	0	0	0	20
09:00	0	0	5	6	5	3	0	0	0	0	0	0	0	19
09:15	2	3	3	3	1	0	0	0	0	0	0	0	0	13
09:30	0	0	4	3	5	0	0	0	0	0	0	0	0	12
09:45	1	1	4	6	6	1	0	0	0	0	0	0	0	19
10:00	1	2	3	3	4	1	0	0	0	0	0	0	0	14
10:15	1	1	6	4	1	0	0	0	0	0	0	0	0	13
10:30	0	2	2	6	2	1	0	0	0	0	0	0	0	13
10:45	0	1	3	3	3	0	0	0	0	0	0	0	0	10
11:00	0	1	2	2	7	0	1	0	0	0	0	0	0	13
11:15	0	0	1	3	6	2	0	0	0	0	0	0	0	12
11:30	0	0	2	0	3	0	0	0	0	0	0	0	0	5
11:45	1	0	0	7	6	1	0	0	0	0	0	0	0	15
12:00 PM	0	2	1	1	7	1	0	0	0	0	0	0	0	12
12:15	0	0	0	8	3	1	0	0	0	0	0	0	0	12
12:30	0	0	2	6	6	1	0	0	0	0	0	0	0	15
12:45	1	1	2	7	3	1	0	0	0	0	0	0	0	15
13:00	0	0	1	3	7	1	0	0	0	0	0	0	0	12
13:15	0	0	1	5	0	1	0	0	0	0	0	0	0	7
13:30	0	0	2	10	7	3	1	0	0	0	0	0	0	23
13:45	0	1	2	6	10	3	0	0	0	0	0	0	0	22
14:00	0	0	2	6	8	1	0	0	0	0	0	0	0	17
14:15	0	2	3	7	1	5	0	0	0	0	0	0	0	18
14:30	0	2	0	4	12	1	0	0	0	0	0	0	0	19
14:45	0	0	2	4	8	0	0	0	0	0	0	0	0	14
15:00	0	0	1	10	9	4	0	0	0	0	0	0	0	24
15:15	0	0	3	5	6	0	0	0	0	0	0	0	0	14
15:30	0	0	0	9	12	1	0	0	0	0	0	0	0	22
15:45	0	0	0	8	10	5	0	0	0	0	0	0	0	23
16:00	0	0	1	6	6	3	1	0	0	0	0	0	0	17
16:15	0	2	1	1	5	10	4	0	0	0	0	0	0	22
16:30	0	0	0	8	11	3	0	0	0	0	0	0	0	22
16:45	0	0	1	7	8	1	0	0	0	0	0	0	0	17
17:00	0	0	0	7	13	0	1	0	0	0	0	0	0	21
17:15	1	1	0	9	10	1	0	0	0	0	0	0	0	22
17:30	0	0	1	12	14	1	0	0	0	0	0	0	0	28
17:45	0	0	0	1	8	8	0	0	0	0	0	0	0	21
18:00	0	1	2	9	9	2	1	0	0	0	0	0	0	24
18:15	0	0	4	11	7	2	1	0	0	0	0	0	0	25
18:30	0	2	4	7	5	0	0	0	0	0	0	0	0	18
18:45	0	3	3	6	4	0	1	1	0	0	0	0	0	18
19:00	2	2	3	3	9	1	0	0	0	0	0	0	0	22
19:15	0	1	7	8	6	2	0	0	0	0	0	0	0	24
19:30	0	1	5	8	8	1	0	0	0	0	0	0	0	23
19:45	0	1	3	14	5	1	0	0	0	0	0	0	0	24
20:00	0	3	3	4	1	1	0	0	0	0	0	0	0	12
20:15	2	3	3	3	9	0	0	0	0	0	0	0	0	20
20:30	1	3	4	4	4	2	0	0	0	0	0	0	0	18
20:45	0	0	1	11	4	2	0	0	0	0	0	0	0	18
21:00	0	0	4	5	6	0	0	0	0	0	0	0	0	15
21:15	0	0	0	2	2	2	0	0	0	0	0	0	0	6
21:30	0	0	1	6	4	0	0	0	0	0	0	0	0	11
21:45	0	0	0	2	3	1	0	0	0	0	0	0	0	6
22:00	0	0	0	6	1	0	0	0	0	0	0	0	0	7
22:15	0	1	0	3	4	0	0	0	0	0	0	0	0	8
22:30	1	0	0	3	2	0	0	0	0	0	0	0	0	6
22:45	0	0	0	1	1	0	0	0	0	0	0	0	0	2
23:00	0	0	0	0	0	0	0	0	0	0	0	0	0	0
23:15	0	0	0	0	3	0	0	0	0	0	0	0	0	3
23:30	0	0	0	0	1	0	0	0	0	0	0	0	0	1
23:45	0	0	1	0	0	0	0	0	0	0	0	0	0	1
<b>Totals</b>	<b>18</b>	<b>50</b>	<b>138</b>	<b>410</b>	<b>401</b>	<b>52</b>	<b>10</b>	<b>1</b>						<b>1110</b>
<b>% of Totals</b>	<b>2%</b>	<b>5%</b>	<b>12%</b>	<b>37%</b>	<b>36%</b>	<b>7%</b>	<b>1%</b>	<b>0%</b>						<b>100%</b>

AM Volumes		PM Volumes		NOON 12-2		PM 4-6		Off Peak Volumes	
Volume	%	Volume	%	Volume	%	Volume	%	Volume	%
10	2%	30	3%	118	11%	170	15%	651	59%
2%	2%	3%	3%	3%	3%	3%	3%	3%	3%
09:15	07:30	09:30	07:30	07:00	07:15	07:00	07:15		07:30
4	7	11	43	3	8	2	7		10

Street Name	Direction	Percentiles					
		15th	50th	Average	85th	95th	ADT
Stonebridge Pkwy	North Bound	25	32	31	38	41	1215
Stonebridge Pkwy	South Bound	24	29	29	34	37	1110

Summary

Time	< 15	15 - 19	20 - 24	25 - 29	30 - 34	35 - 39	40 - 44	45 - 49	50 - 54	55 - 59	60 - 64	65 - 69	70 +	Total
00:00 AM	0	0	1	1	2	1	0	0	0	0	0	0	0	5
00:15	0	0	0	0	0	1	0	0	0	0	0	0	0	1
00:30	0	0	0	1	0	2	0	0	0	0	0	0	0	3
00:45	0	0	0	0	0	0	0	0	0	0	0	0	0	0
01:00	0	0	0	1	0	1	0	0	0	0	0	0	0	2
01:15	0	0	0	2	0	0	0	0	0	0	0	0	0	2
01:30	0	0	0	1	0	0	0	0	0	0	0	0	0	1
01:45	0	0	0	0	0	0	0	0	0	0	0	0	0	0
02:00	0	0	0	0	1	0	0	0	0	0	0	0	0	1
02:15	0	0	0	0	0	0	0	0	0	0	0	0	0	0
02:30	0	0	0	0	0	0	0	0	0	0	0	0	0	0
02:45	0	0	0	0	1	0	0	0	0	0	0	0	0	1
03:00	0	0	0	0	0	0	0	0	0	0	0	0	0	0
03:15	0	0	0	0	0	0	0	0	0	0	0	0	0	0
03:30	0	0	0	0	1	0	0	0	0	0	0	0	0	1
03:45	0	0	0	0	0	1	0	0	0	0	0	0	0	1
04:00	0	0	0	0	0	0	0	0	0	0	0	0	0	0
04:15	0	0	0	0	0	0	0	0	0	0	0	0	0	0
04:30	0	0	0	0	0	0	0	0	0	0	0	0	0	0
04:45	0	0	0	0	0	0	0	0	0	0	0	0	0	0
05:00	0	1	0	1	0	2	0	0	0	0	0	0	0	4
05:15	0	1	0	1	1	1	0	0	0	0	0	0	0	4
05:30	0	1	0	0	0	0	0	0	0	0	0	0	0	1
05:45	0	0	2	3	3	0	0	0	0	0	0	0	0	8
06:00	0	0	0	0	2	0	0	0	0	0	0	0	0	2
06:15	0	0	0	0	6	3	1	0	0	0	0	0	0	10
06:30	1	0	0	2	6	0	1	0	0	0	0	0	0	10
06:45	0	1	2	5	5	2	1	1	0	0	0	0	0	17
07:00	0	0	2	5	17	3	2	0	0	0	0	0	0	29
07:15	1	1	4	13	38	14	3	0	0	0	0	0	0	74
07:30	1	6	11	42	24	10	4	0	0	0	0	0	0	98
07:45	4	2	9	21	21	7	3	0	0	0	0	0	0	67
08:00	1	1	5	13	20	14	9	0	0	0	0	0	0	54
08:15	0	2	7	12	16	7	1	0	0	0	0	0	0	45
08:30	0	1	6	7	21	8	2	0	0	0	0	0	0	45
08:45	0	0	2	9	17	2	1	0	0	0	0	0	0	31
09:00	0	0	6	10	18	5	1	1	0	0	0	0	0	31
09:15	2	6	3	4	11	1	0	1	0	0	0	0	0	28
09:30	0	0	5	3	12	7	0	0	0	0	0	0	0	27
09:45	1	1	5	9	11	2	0	0	0	0	0	0	0	29
10:00	2	2	4	4	6	5	1	0	0	0	0	0	0	24
10:15	1	1	10	7	9	1	1	0	0	0	0	0	0	30
10:30	0	2	4	7	6	2	1	0	0	0	0	0	0	22
10:45	0	1	3	8	6	2	2	0	0	0	0	0	0	22
11:00	0	1	2	5	9	2	2	0	0	0	0	0	0	21
11:15	0	0	2	4	9	4	2	0	0	0	0	0	0	21
11:30	3	1	5	1	13	3	1	0	0	0	0	0	0	27
11:45	1	0	2	13	10	6	0	0	0	0	0	0	0	32
12:00 PM	1	2	2	5	12	2	2	1	0	0	0	0	0	27
12:15	0	0	1	11	12	9	2	0	0	0	0	0	0	35
12:30	0	1	2	8	10	4	1	0	0	0	0	0	0	26
12:45	1	1	2	9	8	2	3	0	0	0	0	0	0	26
13:00	0	1	2	6	11	5	0	0	0	0	0	0	0	25
13:15	0	2	1	11	3	6	0	0	0	0	0	0	0	23
13:30	0	0	3	14	9	9	1	1	0	0	0	0	0	37
13:45	0	1	5	9	15	8	4	1	0	0	0	0	0	43
14:00	3	0	8	15	17	4	1	0	0	0	0	0	0	48
14:15	0	3	11	15	5	12	0	0	0	0	0	0	0	46
14:30	0	3	5	10	19	3	0	0	0	0	0	0	0	40
14:45	0	0	2	6	18	3	1	0	0	0	0	0	0	30
15:00	0	2	4	15	15	7	1	1	0	0	0	0	0	46
15:15	0	0	4	9	11	4	0	0	0	0	0	0	0	28
15:30	0	0	1	13	19	4	3	0	0	0	0	0	0	40
15:45	0	0	0	15	25	8	0	0	0	0	0	0	0	48
16:00	0	0	1	10	11	8	5	0	0	0	0	0	0	35
16:15	0	3	2	10	21	9	1	1	0	0	0	0	0	47
16:30	1	0	4	10	23	7	2	0	0	0	0	0	0	47
16:45	0	1	2	9	15	7	1	0	0	0	0	0	0	35
17:00	0	0	3	11	29	6	2	0	0	0	0	0	0	51
17:15	2	1	0	15	15	4	3	0	0	0	0	0	0	40
17:30	0	0	3	18	23	8	1	0	0	0	0	0	0	59
17:45	0	0	2	14	14	10	0	0	0	0	0	0	0	40
18:00	0	1	3	15	19	4	2	0	0	0	0	0	0	44
18:15	0	0	6	16	16	9	1	0	0	0	0	0	0	48
18:30	0	2	7	11	15	6	2	0	0	0	0	0	0	43
18:45	0	3	4	12	9	5	3	1	0	0	0	0	0	37
19:00	3	2	5	15	17	11	5	1	0	0	0	0	0	48
19:15	1	1	8	12	12	6	2	0	0	0	0	0	0	42
19:30	0	1	6	14	14	1	0	0	0	0	0	0	0	36
19:45	0	1	4	18	17	3	2	0	0	0	0	0	0	45
20:00	1	3	4	6	2	3	0	0	0	0	0	0	0	19
20:15	2	3	5	6	16	2	1	0	0	0	0	0	0	35
20:30	1	3	7	8	3	3	2	0	0	0	0	0	0	24
20:45	0	0	1	12	4	2	0	0	0	0	0	0	0	19
21:00	0	0	7	9	8	2	1	0	0	0	0	0	0	27
21:15	0	0	2	4	4	4	0	0	0	0	0	0	0	14
21:30	0	0	3	6	5	0	0	0	0	0	0	0	0	14
21:45	0	0	3	5	14	3	1	1	0	0	0	0	0	16
22:00	1	0	1	10	3	1	1	0	0	0	0	0	0	17
22:15	0	1	2	5	5	1	0	0	0	0	0	0	0	14
22:30	1	0	0	4	4	3	1	0	0	0	0	0	0	13
22:45	0	0	0	3	3	2	1	0	0	0	0	0	0	9
23:00	0	1	1	1	1	1	0	0	0	0	0	0	0	5
23:15	0	0	0	0	3	0	0	0	0	0	0	0	0	3
23:30	0	0	0	0	1	0	0	0	0	0	0	0	0	1
23:45	0	0	1	0	0	1	0	0	0	0	0	0	0	2
<b>Totals</b>	<b>36</b>	<b>75</b>	<b>253</b>	<b>692</b>	<b>846</b>	<b>331</b>	<b>82</b>	<b>9</b>	<b>1</b>					<b>2325</b>
<b>% of Totals</b>	<b>2%</b>	<b>3%</b>	<b>11%</b>	<b>30%</b>	<b>36%</b>	<b>14%</b>	<b>4%</b>	<b>0%</b>	<b>0%</b>					<b>100%</b>

Directional Peak Periods	Volume	%	Volume	%	Volume	%	Volume	%
All Classes	443	19%	242	10%	348	15%	1292	56%

Street Name	Direction	15th	50th	Average	85th	95th	ADT
Stonebridge Pkwy	Summary	25	31	30	36	40	2325

**SPEED**

## Stonebridge Pkwy Bet. Dockside Dr &amp; Anchor Way

Day: Tuesday  
Date: 5/16/2023

City: Hollywood  
Project #: FL23\_140259\_038n

## North Bound

Time	< 15	15 - 19	20 - 24	25 - 29	30 - 34	35 - 39	40 - 44	45 - 49	50 - 54	55 - 59	60 - 64	65 - 69	70 +	Total
00:00 AM	0	0	1	1	2	2	0	0	0	0	0	0	0	6
01:00	0	0	0	1	0	1	0	0	0	0	0	0	0	2
02:00	0	0	0	0	0	0	0	0	0	0	0	0	0	0
03:00	0	0	0	0	2	0	0	0	0	0	0	0	0	2
04:00	0	0	0	0	0	0	0	0	0	0	0	0	0	0
05:00	0	3	1	2	2	3	0	0	0	0	0	0	0	11
06:00	0	1	3	8	9	3	1	1	0	0	0	0	0	26
07:00	3	4	12	47	62	28	10	0	0	0	0	0	0	166
08:00	1	0	8	13	53	27	4	0	0	0	0	0	0	106
09:00	0	3	4	10	21	11	1	2	0	0	0	0	0	52
10:00	1	0	7	10	17	8	5	0	0	0	0	0	0	48
11:00	3	1	6	11	19	12	4	0	0	0	0	0	0	56
12:00 PM	1	1	2	11	23	13	8	1	0	0	0	0	0	60
13:00	0	3	5	16	14	20	4	2	0	0	0	0	0	64
14:00	3	2	19	25	30	15	2	0	0	0	0	0	0	96
15:00	0	2	5	20	33	13	4	1	1	0	0	0	0	79
16:00	1	2	6	13	35	20	8	1	0	0	0	0	0	86
17:00	1	0	6	22	36	22	5	0	0	0	0	0	0	92
18:00	0	0	7	21	34	20	5	0	0	0	0	0	0	87
19:00	2	0	5	22	30	10	5	0	0	0	0	0	0	74
20:00	1	2	6	10	9	6	1	0	0	0	0	0	0	35
21:00	0	0	8	9	6	6	2	0	0	0	0	0	0	31
22:00	1	0	3	9	7	7	3	0	0	0	0	0	0	30
23:00	0	1	1	1	1	2	0	0	0	0	0	0	0	6
<b>Totals</b>	<b>18</b>	<b>25</b>	<b>115</b>	<b>282</b>	<b>445</b>	<b>249</b>	<b>72</b>	<b>8</b>	<b>1</b>					<b>1215</b>
<b>% of Totals</b>	<b>1%</b>	<b>2%</b>	<b>9%</b>	<b>23%</b>	<b>37%</b>	<b>20%</b>	<b>6%</b>	<b>1%</b>	<b>0%</b>					<b>100%</b>

<b>AM Volumes</b>	8	12	42	103	187	95	25	3	0	0	0	0	0	475			
<b>% AM</b>	1%	1%	3%	8%	15%	8%	2%	0%						39%			
<b>AM Peak Hour</b>	07:00	07:00	07:00	07:00	07:00	07:00	07:00	09:00						07:00			
<b>Volume</b>	3	4	12	47	62	28	10	2						166			
<b>PM Volumes</b>	10	13	73	179	258	154	47	5	1	0	0	0	0	740			
<b>% PM</b>	1%	1%	6%	15%	21%	13%	4%	0%	0%					61%			
<b>PM Peak Hour</b>	14:00	13:00	14:00	14:00	17:00	17:00	12:00	13:00	15:00					14:00			
<b>Volume</b>	3	3	19	25	36	22	8	2	1					96			
<b>Directional Peak Periods</b>			<b>AM 7-9</b>				<b>NOON 12-2</b>			<b>PM 4-6</b>			<b>Off Peak Volumes</b>				
<b>All Speeds</b>			Volume			%	Volume			%	Volume			%	Volume		
			272	↔		22%	124	↔		10%	178	↔		15%	641	↔	

Street Name	Direction	Percentiles					ADT
		15th	50th	Average	85th	95th	
Stonebridge Pkwy	North Bound	25	32	31	38	41	1215
Stonebridge Pkwy	South Bound	24	29	29	34	37	1110



# SPEED

## Stonebridge Pkwy Bet. Dockside Dr & Anchor Way

Day: Tuesday  
Date: 5/16/2023

City: Hollywood  
Project #: FL23\_140259\_038s

### South Bound

Time	< 15	15 - 19	20 - 24	25 - 29	30 - 34	35 - 39	40 - 44	45 - 49	50 - 54	55 - 59	60 - 64	65 - 69	70 +	Total
00:00 AM	0	0	0	1	0	2	0	0	0	0	0	0	0	3
01:00	0	0	0	3	0	0	0	0	0	0	0	0	0	3
02:00	0	0	0	0	2	0	0	0	0	0	0	0	0	2
03:00	0	0	0	0	0	0	0	0	0	0	0	0	0	0
04:00	0	0	0	0	0	0	0	0	0	0	0	0	0	0
05:00	0	0	2	3	1	0	0	0	0	0	0	0	0	6
06:00	1	0	1	11	8	0	1	0	0	0	0	0	0	22
07:00	3	5	14	34	38	6	2	0	0	0	0	0	0	102
08:00	0	4	12	28	21	4	0	0	0	0	0	0	0	69
09:00	3	4	15	16	21	4	0	0	0	0	0	0	0	63
10:00	2	6	14	16	10	2	0	0	0	0	0	0	0	50
11:00	1	1	5	12	22	3	1	0	0	0	0	0	0	45
12:00 PM	1	3	5	22	19	4	0	0	0	0	0	0	0	54
13:00	0	1	6	24	24	8	1	0	0	0	0	0	0	64
14:00	0	4	7	21	29	7	0	0	0	0	0	0	0	68
15:00	0	0	4	32	37	10	0	0	0	0	0	0	0	83
16:00	0	2	3	26	35	11	1	0	0	0	0	0	0	78
17:00	1	1	2	36	45	6	1	0	0	0	0	0	0	92
18:00	0	6	13	33	25	4	3	1	0	0	0	0	0	85
19:00	2	5	18	39	24	5	0	0	0	0	0	0	0	93
20:00	3	7	11	22	16	3	0	0	0	0	0	0	0	62
21:00	0	0	5	15	15	3	0	0	0	0	0	0	0	38
22:00	1	1	0	13	8	0	0	0	0	0	0	0	0	23
23:00	0	0	1	3	1	0	0	0	0	0	0	0	0	5
<b>Totals</b>	<b>18</b>	<b>50</b>	<b>138</b>	<b>410</b>	<b>401</b>	<b>82</b>	<b>10</b>	<b>1</b>						<b>1110</b>
<b>% of Totals</b>	<b>2%</b>	<b>5%</b>	<b>12%</b>	<b>37%</b>	<b>36%</b>	<b>7%</b>	<b>1%</b>	<b>0%</b>						<b>100%</b>

<b>AM Volumes</b>	10	20	63	124	123	21	4	0	0	0	0	0	0	365
<b>% AM</b>	1%	2%	6%	11%	11%	2%	0%							33%
<b>AM Peak Hour</b>	07:00	10:00	09:00	07:00	07:00	07:00	07:00							07:00
<b>Volume</b>	3	6	15	34	38	6	2							102
<b>PM Volumes</b>	8	30	75	286	278	61	6	1	0	0	0	0	0	745
<b>% PM</b>	1%	3%	7%	26%	25%	5%	1%	0%						67%
<b>PM Peak Hour</b>	20:00	20:00	19:00	19:00	17:00	16:00	18:00	18:00						19:00
<b>Volume</b>	3	7	18	39	45	11	3	1						93

Directional Peak Periods All Speeds	AM 7-9		NOON 12-2		PM 4-6		Off Peak Volumes	
	Volume	%	Volume	%	Volume	%	Volume	%
	171	↔ 15%	118	↔ 11%	170	↔ 15%	651	↔ 59%

Street Name	Direction	Percentiles					ADT
		15th	50th	Average	85th	95th	
Stonebridge Pkwy	North Bound	25	32	31	38	41	1215
Stonebridge Pkwy	South Bound	24	29	29	34	37	1110

# SPEED

## Stonebridge Pkwy Bet. Dockside Dr & Anchor Way

Day: Tuesday  
Date: 5/16/2023

City: Hollywood  
Project #: FL23\_140259\_038

### Summary

Time	< 15	15 - 19	20 - 24	25 - 29	30 - 34	35 - 39	40 - 44	45 - 49	50 - 54	55 - 59	60 - 64	65 - 69	70 +	Total
00:00 AM	0	0	1	2	2	4	0	0	0	0	0	0	0	9
01:00	0	0	0	4	0	1	0	0	0	0	0	0	0	5
02:00	0	0	0	0	2	0	0	0	0	0	0	0	0	2
03:00	0	0	0	0	2	0	0	0	0	0	0	0	0	2
04:00	0	0	0	0	0	0	0	0	0	0	0	0	0	0
05:00	0	3	3	5	3	3	0	0	0	0	0	0	0	17
06:00	1	1	4	19	17	3	2	1	0	0	0	0	0	48
07:00	6	9	26	81	100	34	12	0	0	0	0	0	0	268
08:00	1	4	20	41	74	31	4	0	0	0	0	0	0	175
09:00	3	7	19	26	42	15	1	2	0	0	0	0	0	115
10:00	3	6	21	26	27	10	5	0	0	0	0	0	0	98
11:00	4	2	11	23	41	15	5	0	0	0	0	0	0	101
12:00 PM	2	4	7	33	42	17	8	1	0	0	0	0	0	114
13:00	0	4	11	40	38	28	5	2	0	0	0	0	0	128
14:00	3	6	26	46	59	22	2	0	0	0	0	0	0	164
15:00	0	2	9	52	70	23	4	1	1	0	0	0	0	162
16:00	1	4	9	39	70	31	9	1	0	0	0	0	0	164
17:00	2	1	8	58	81	28	6	0	0	0	0	0	0	184
18:00	0	6	20	54	59	24	8	1	0	0	0	0	0	172
19:00	4	5	23	61	54	15	5	0	0	0	0	0	0	167
20:00	4	9	17	32	25	9	1	0	0	0	0	0	0	97
21:00	0	0	13	24	21	9	2	0	0	0	0	0	0	69
22:00	2	1	3	22	15	7	3	0	0	0	0	0	0	53
23:00	0	1	2	4	2	2	0	0	0	0	0	0	0	11
<b>Totals</b>	<b>36</b>	<b>75</b>	<b>253</b>	<b>692</b>	<b>846</b>	<b>331</b>	<b>82</b>	<b>9</b>	<b>1</b>					<b>2325</b>
<b>% of Totals</b>	<b>2%</b>	<b>3%</b>	<b>11%</b>	<b>30%</b>	<b>36%</b>	<b>14%</b>	<b>4%</b>	<b>0%</b>	<b>0%</b>					<b>100%</b>

<b>AM Volumes</b>	18	32	105	227	310	116	29	3	0	0	0	0	0	840
<b>% AM</b>	1%	1%	5%	10%	13%	5%	1%	0%						36%
<b>AM Peak Hour</b>	07:00	07:00	07:00	07:00	07:00	07:00	07:00	09:00						07:00
<b>Volume</b>	6	9	26	81	100	34	12	2						268
<b>PM Volumes</b>	18	43	148	465	536	215	53	6	1	0	0	0	0	1485
<b>% PM</b>	1%	2%	6%	20%	23%	9%	2%	0%	0%					64%
<b>PM Peak Hour</b>	19:00	20:00	14:00	19:00	17:00	16:00	16:00	13:00	15:00					17:00
<b>Volume</b>	4	9	26	61	81	31	9	2	1					184

Directional Peak Periods All Speeds	AM 7-9		NOON 12-2		PM 4-6		Off Peak Volumes	
	Volume	%	Volume	%	Volume	%	Volume	%
	443	↔ 19%	242	↔ 10%	348	↔ 15%	1292	↔ 56%

Street Name	Direction	Percentiles					ADT
		15th	50th	Average	85th	95th	
Stonebridge Pkwy	Summary	25	31	30	36	40	2325

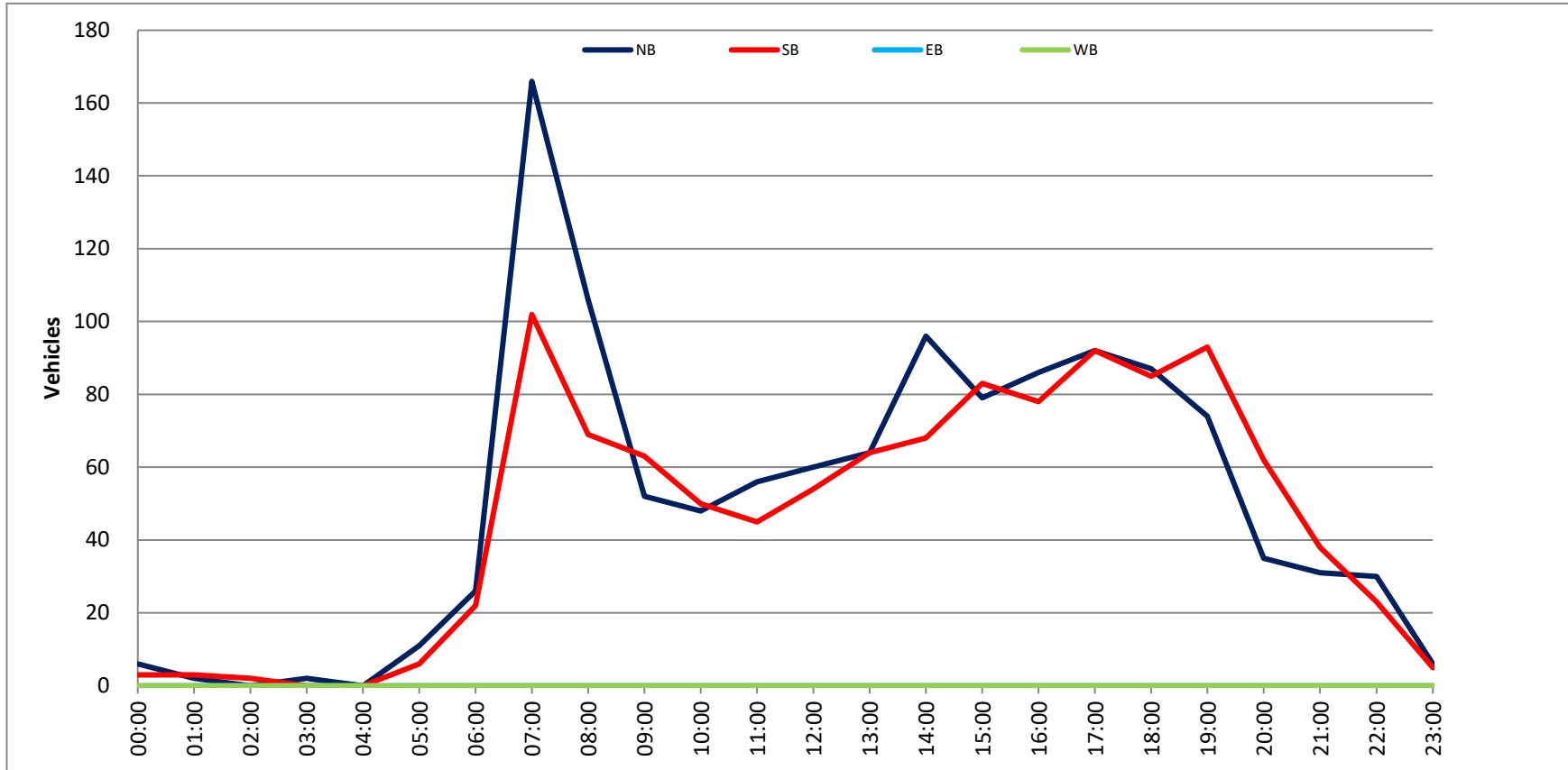
**VOLUME**

Stonebridge Pkwy Bet. Dockside Dr & Anchor Way

Day: Tuesday  
Date: 5/16/2023

City: Hollywood  
Project #: FL23\_140259\_038

DAILY TOTALS		NB		SB		EB		WB		TOTAL	
		1,215	1,110	0	0	0	0	2,325			
AM Period	NB	SB	EB	WB	TOTAL	PM Period	NB	SB	EB	WB	TOTAL
00:00	3	2	0	0	5	12:00	15	12	0	0	27
00:15	1	0	0	0	1	12:15	23	12	0	0	35
00:30	2	1	0	0	3	12:30	11	15	0	0	26
00:45	0	6	0	0	9	12:45	11	60	15	54	26
01:00	1	1	0	0	2	13:00	13	12	0	0	25
01:15	0	1	0	0	2	13:15	16	7	0	0	23
01:30	0	1	0	0	1	13:30	14	23	0	0	37
01:45	0	2	0	0	5	13:45	21	64	22	64	43
02:00	0	1	0	0	1	14:00	31	17	0	0	48
02:15	0	0	0	0	0	14:15	28	18	0	0	46
02:30	0	0	0	0	0	14:30	21	19	0	0	40
02:45	0	1	0	0	1	14:45	16	96	14	68	30
03:00	0	0	0	0	0	15:00	22	24	0	0	46
03:15	0	0	0	0	0	15:15	14	14	0	0	28
03:30	1	0	0	0	1	15:30	18	22	0	0	40
03:45	1	2	0	0	2	15:45	25	79	23	83	48
04:00	0	0	0	0	0	16:00	18	17	0	0	35
04:15	0	0	0	0	0	16:15	25	22	0	0	47
04:30	0	0	0	0	0	16:30	25	22	0	0	47
04:45	0	0	0	0	0	16:45	18	86	17	78	35
05:00	3	1	0	0	4	17:00	30	21	0	0	51
05:15	2	2	0	0	4	17:15	18	22	0	0	40
05:30	1	0	0	0	1	17:30	25	28	0	0	53
05:45	5	11	0	0	8	17:45	19	92	21	92	40
06:00	2	0	0	0	2	18:00	20	24	0	0	44
06:15	6	4	0	0	10	18:15	23	25	0	0	48
06:30	8	11	0	0	19	18:30	25	18	0	0	43
06:45	10	7	0	0	17	18:45	19	87	18	85	37
07:00	19	10	0	0	29	19:00	22	22	0	0	44
07:15	47	27	0	0	74	19:15	18	24	0	0	42
07:30	58	40	0	0	98	19:30	13	23	0	0	36
07:45	42	166	25	102	67	19:45	21	74	24	93	45
08:00	41	13	0	0	54	20:00	7	12	0	0	19
08:15	24	21	0	0	45	20:15	15	20	0	0	35
08:30	30	15	0	0	45	20:30	12	12	0	0	24
08:45	11	106	20	69	31	20:45	1	35	18	62	19
09:00	12	19	0	0	31	21:00	12	15	0	0	27
09:15	15	13	0	0	28	21:15	8	6	0	0	14
09:30	15	12	0	0	27	21:30	3	11	0	0	14
09:45	10	52	0	0	29	21:45	8	31	6	38	14
10:00	10	14	0	0	24	22:00	10	7	0	0	17
10:15	17	13	0	0	30	22:15	6	8	0	0	14
10:30	9	13	0	0	22	22:30	7	6	0	0	13
10:45	12	48	0	0	22	22:45	7	30	2	23	53
11:00	8	13	0	0	21	23:00	5	0	0	0	5
11:15	9	12	0	0	21	23:15	0	3	0	0	3
11:30	22	5	0	0	27	23:30	0	1	1	0	1
11:45	17	56	15	45	101	23:45	1	6	1	5	2
TOTALS	475	365	0	0	840	TOTALS	740	745	0	0	1485
SPLIT %	56.5%	43.5%			36.1%	SPLIT %	49.8%	50.2%			63.9%
<b>DAILY TOTALS</b>		NB		SB		EB		WB		Total	
		1,215		1,110		0		0		2,325	
AM Peak Hour	07:15	07:15			07:15	PM Peak Hour	13:45	17:30			17:30
AM Pk Volume	188	105			293	PM Pk Volume	101	98			185
Pk Hr Factor	0.810	0.656			0.747	Pk Hr Factor	0.815	0.875			0.873
7 - 9 Volume	272	171	0	0	443	4 - 6 Volume	178	170	0	0	348
7 - 9 Peak Hour	07:15	07:15			07:15	4 - 6 Peak Hour	16:15	17:00			17:00
7 - 9 Pk Volume	188	105	0	0	293	4 - 6 Pk Volume	98	92	0	0	184
Pk Hr Factor	0.810	0.656	0.000	0.000	0.747	Pk Hr Factor	0.817	0.821	0.000	0.000	0.868



North Bound														
Time	< 15	15 - 19	20 - 24	25 - 29	30 - 34	35 - 39	40 - 44	45 - 49	50 - 54	55 - 59	60 - 64	65 - 69	70 +	Total
00:00 AM	0	0	1	1	0	0	0	0	0	0	0	0	0	2
00:15	0	0	0	0	0	0	0	0	0	0	0	0	0	0
00:30	0	0	0	0	0	1	0	0	0	0	0	0	0	1
00:45	0	0	0	1	0	0	0	0	0	0	0	0	0	1
01:00	0	0	0	1	0	0	0	0	0	0	0	0	0	1
01:15	0	0	0	0	0	0	0	0	0	0	0	0	0	0
01:30	0	0	0	1	0	0	0	0	0	0	0	0	0	1
01:45	0	0	0	1	1	0	0	0	0	0	0	0	0	2
02:00	0	0	0	0	0	0	0	0	0	0	0	0	0	0
02:15	0	0	0	0	0	0	0	0	0	0	0	0	0	0
02:30	0	0	0	0	0	1	0	0	0	0	0	0	0	1
02:45	0	0	0	0	0	0	0	0	0	0	0	0	0	0
03:00	0	0	0	0	0	0	0	0	0	0	0	0	0	0
03:15	0	0	0	0	0	0	0	0	0	0	0	0	0	0
03:30	0	0	0	0	0	0	0	0	0	0	0	0	0	0
03:45	0	0	0	0	0	0	0	0	0	0	0	0	0	0
04:00	0	0	0	0	0	0	0	0	0	0	0	0	0	0
04:15	0	0	0	0	0	0	0	0	0	0	0	0	0	0
04:30	0	0	0	0	0	0	0	0	0	0	0	0	0	0
04:45	0	0	0	0	1	0	0	0	0	0	0	0	0	1
05:00	0	1	0	0	0	1	0	0	0	0	0	0	0	2
05:15	0	1	0	0	1	0	0	0	0	0	0	0	0	2
05:30	0	2	0	0	1	0	0	0	0	0	0	0	0	3
05:45	0	0	0	1	1	1	1	0	0	0	0	0	0	4
06:00	0	0	2	1	3	0	0	0	0	0	0	0	0	6
06:15	0	0	0	2	2	0	0	0	0	0	0	0	0	4
06:30	0	0	0	1	0	3	0	0	0	0	0	0	0	3
06:45	0	1	2	3	4	2	0	0	0	0	0	0	0	12
07:00	0	1	1	5	6	3	1	0	0	0	0	0	0	17
07:15	0	0	1	10	19	9	2	0	0	0	0	0	0	41
07:30	0	0	3	14	21	9	1	1	0	0	0	0	0	49
07:45	0	0	5	20	22	7	2	0	0	0	0	0	0	56
08:00	0	0	5	16	19	5	3	0	0	0	0	0	0	42
08:15	1	0	0	5	11	9	2	0	0	0	0	0	0	28
08:30	0	0	0	2	15	3	3	0	0	0	0	0	0	23
08:45	0	0	0	3	4	5	1	0	0	0	0	0	0	13
09:00	0	0	1	1	7	6	1	0	0	0	0	0	0	16
09:15	0	0	0	2	1	4	1	0	0	0	0	0	0	8
09:30	0	0	3	4	4	0	1	0	0	0	0	0	0	12
09:45	0	1	0	1	4	2	3	1	0	0	0	0	0	12
10:00	0	0	1	6	4	3	2	0	0	0	0	0	0	16
10:15	0	1	1	2	7	4	2	0	0	0	0	0	0	17
10:30	0	1	1	3	4	1	1	0	0	0	0	0	0	11
10:45	0	2	1	2	4	0	0	0	0	0	0	0	0	9
11:00	0	1	2	2	4	1	0	0	0	0	0	0	0	10
11:15	0	0	4	4	5	1	0	1	0	0	0	0	0	15
11:30	0	0	2	4	7	3	1	0	0	0	0	0	0	17
11:45	0	1	2	4	2	5	0	0	0	0	0	0	0	14
12:00 PM	1	0	0	6	5	3	2	0	0	0	0	0	0	16
12:15	0	0	1	4	3	1	0	0	0	0	0	0	0	9
12:30	0	1	0	8	4	3	1	0	0	0	0	0	0	17
12:45	0	0	1	4	6	2	0	0	0	0	0	0	0	13
13:00	0	0	1	4	2	5	2	1	0	0	0	0	0	15
13:15	0	1	1	4	6	2	0	0	0	0	0	0	0	14
13:30	0	2	1	4	2	7	0	0	0	0	0	0	0	16
13:45	0	1	3	7	7	1	2	0	0	0	0	0	0	21
14:00	0	1	1	11	10	4	1	0	0	0	0	0	0	28
14:15	0	4	1	6	10	3	1	0	0	0	0	0	0	25
14:30	0	0	1	6	10	7	1	0	0	0	0	0	0	25
14:45	0	3	1	4	3	1	1	0	0	0	0	0	0	13
15:00	1	5	2	2	4	9	1	0	0	0	0	0	0	22
15:15	0	0	4	3	14	2	1	0	0	0	0	0	0	24
15:30	0	0	2	3	6	4	0	1	0	0	0	0	0	16
15:45	1	0	1	5	8	4	1	0	0	0	0	0	0	20
16:00	0	0	4	11	9	3	0	0	0	0	0	0	0	27
16:15	0	0	0	7	7	3	1	1	0	0	0	0	0	20
16:30	0	1	2	5	3	5	1	1	0	0	0	0	0	18
16:45	0	1	4	7	12	11	0	0	0	0	0	0	0	35
17:00	0	0	5	4	15	3	1	0	0	0	0	0	0	28
17:15	0	0	1	2	11	0	0	0	0	0	0	0	0	14
17:30	1	0	3	7	4	4	1	0	0	0	0	0	0	20
17:45	0	0	1	12	11	7	1	0	0	0	0	0	0	32
18:00	0	2	3	3	7	4	2	1	0	0	0	0	0	22
18:15	3	1	2	6	8	3	1	0	0	0	0	0	0	24
18:30	0	0	3	4	12	5	0	0	0	0	0	0	0	24
18:45	0	0	3	8	13	4	0	0	0	0	0	0	0	28
19:00	0	0	0	0	5	17	4	0	0	0	0	0	0	26
19:15	0	0	0	2	0	3	2	0	0	0	0	0	0	10
19:30	0	0	1	5	6	1	0	0	0	0	0	0	0	13
19:45	0	0	1	5	7	3	0	0	0	0	0	0	0	16
20:00	2	0	1	4	4	4	0	1	0	0	0	0	0	16
20:15	1	1	0	2	4	5	0	0	0	0	0	0	0	13
20:30	0	1	4	1	30	2	3	0	0	0	0	0	0	16
20:45	0	0	1	4	5	2	0	0	0	0	0	0	0	12
21:00	0	0	2	4	3	2	1	0	0	0	0	0	0	12
21:15	0	1	1	2	6	0	0	0	0	0	0	0	0	10
21:30	0	0	0	0	2	0	1	1	0	0	0	0	0	4
21:45	0	1	0	3	5	0	1	0	0	0	0	0	0	8
22:00	0	0	1	2	0	1	0	0	0	0	0	0	0	4
22:15	0	0	2	2	1	0	0	0	0	0	0	0	0	5
22:30	0	0	1	1	1	0	1	0	0	0	0	0	0	4
22:45	0	0	0	1	1	1	0	0	0	0	0	0	0	3
23:00	0	0	0	2	3	0	0	0	0	0	0	0	0	5
23:15	0	0	0	0	1	1	0	0	0	0	0	0	0	3
23:30	0	0	0	0	1	1	0	0	0	0	0	0	0	2
23:45	0	0	0	1	0	1	0	0	0	0	0	0	0	2
Totals	11	40	107	322	477	226	64	13						1248
% of Totals	1%	3%	9%	26%	38%	18%	4%	1%						100%

AM Volumes		PM Volumes		NOON 12-2		PM 4-6		Off Peak Volumes	
Volume	%	Volume	%	Volume	%	Volume	%	Volume	%
133	11%	208	17%	123	10%	194	16%	662	53%
11%	1%	17%	1%	10%	1%	16%	1%	53%	4%

Street Name	Direction	Percentiles					ADT
		15th	50th	Average	85th	95th	
Stonebridge Pkwy	North Bound	25	32	31	37	40	1248
Stonebridge Pkwy	South Bound	25	29	29	34	36	1098

Time	< 15	15 - 19	20 - 24	25 - 29	30 - 34	35 - 39	40 - 44	45 - 49	50 - 54	55 - 59	60 - 64	65 - 69	70 +	Total
00:00 AM	0	0	0	2	1	1	0	0	0	0	0	0	0	4
00:15	0	0	1	1	0	0	0	0	0	0	0	0	0	2
00:30	0	0	0	1	0	0	0	0	0	0	0	0	0	1
00:45	0	0	0	3	2	0	0	0	0	0	0	0	0	5
01:00	0	0	0	0	0	0	0	0	0	0	0	0	0	0
01:15	0	0	0	0	0	0	0	0	0	0	0	0	0	0
01:30	0	0	0	0	0	0	0	0	0	0	0	0	0	0
01:45	0	0	0	1	0	0	0	0	0	0	0	0	0	1
02:00	0	0	0	0	0	0	0	0	0	0	0	0	0	0
02:15	0	0	0	0	0	0	0	0	0	0	0	0	0	0
02:30	0	0	0	0	0	1	0	0	0	0	0	0	0	1
02:45	0	0	0	0	0	0	0	0	0	0	0	0	0	0
03:00	0	0	0	0	0	0	0	0	0	0	0	0	0	0
03:15	0	0	0	0	0	0	0	0	0	0	0	0	0	0
03:30	0	0	0	0	0	0	0	0	0	0	0	0	0	0
03:45	0	0	0	0	0	0	0	0	0	0	0	0	0	0
04:00	0	0	0	0	0	0	0	0	0	0	0	0	0	0
04:15	0	0	0	0	0	0	0	0	0	0	0	0	0	0
04:30	0	0	0	0	0	0	0	0	0	0	0	0	0	0
04:45	0	0	0	1	0	1	0	0	0	0	0	0	0	2
05:00	0	0	1	0	0	0	0	0	0	0	0	0	0	1
05:15	0	0	1	0	0	1	0	0	0	0	0	0	0	2
05:30	0	0	0	0	0	0	0	0	0	0	0	0	0	0
05:45	0	0	0	0	0	0	0	0	0	0	0	0	0	0
06:00	1	0	0	0	0	0	0	0	0	0	0	0	0	1
06:15	0	1	2	1	2	0	0	0	0	0	0	0	0	6
06:30	1	0	3	5	1	0	0	0	0	0	0	0	0	10
06:45	0	0	4	5	0	0	0	0	0	0	0	0	0	9
07:00	0	0	1	4	4	1	2	0	0	0	0	0	0	12
07:15	0	1	3	19	10	0	0	0	0	0	0	0	0	33
07:30	0	0	4	23	12	1	0	0	0	0	0	0	0	40
07:45	0	0	0	9	5	3	0	0	0	0	0	0	0	17
08:00	0	1	1	4	6	0	0	0	0	0	0	0	0	12
08:15	0	1	2	5	6	0	0	0	0	0	0	0	0	14
08:30	0	0	2	7	10	1	0	0	0	0	0	0	0	20
08:45	0	1	5	8	6	1	0	0	0	0	0	0	0	21
09:00	0	1	3	4	3	2	0	0	0	0	0	0	0	13
09:15	0	1	4	4	3	2	1	0	0	0	0	0	0	14
09:30	0	0	4	2	1	0	0	0	0	0	0	0	0	7
09:45	0	0	1	4	3	0	0	0	0	0	0	0	0	8
10:00	1	0	0	5	7	1	0	0	0	0	0	0	0	14
10:15	0	0	5	3	1	0	0	0	0	0	0	0	0	9
10:30	0	2	0	9	5	0	0	0	0	0	0	0	0	16
10:45	0	1	2	4	0	0	0	0	0	0	0	0	0	7
11:00	1	1	0	8	4	1	0	0	0	0	0	0	0	15
11:15	0	0	2	2	5	1	0	0	0	0	0	0	0	10
11:30	0	1	2	8	2	0	0	0	0	0	0	0	0	13
11:45	0	0	2	3	5	0	0	0	0	0	0	0	0	10
12:00 PM	0	1	0	9	0	1	0	0	0	0	0	0	0	15
12:15	0	0	1	6	3	0	0	0	0	0	0	0	0	11
12:30	0	0	2	1	1	1	0	0	0	0	0	0	0	5
12:45	0	0	2	12	6	1	0	0	0	0	0	0	0	21
13:00	1	2	2	8	6	0	0	0	0	0	0	0	0	19
13:15	0	1	2	2	10	5	0	0	0	0	0	0	0	20
13:30	1	0	2	9	6	1	0	0	0	0	0	0	0	19
13:45	0	0	2	8	9	3	0	0	0	0	0	0	0	22
14:00	0	0	0	4	3	1	0	0	0	0	0	0	0	8
14:15	0	0	5	7	7	2	0	0	0	0	0	0	0	21
14:30	0	4	1	3	5	1	0	0	0	0	0	0	0	14
14:45	0	0	0	11	6	1	0	0	0	0	0	0	0	18
15:00	0	0	6	12	7	0	0	0	0	0	0	0	0	25
15:15	0	0	3	10	6	1	0	0	0	0	0	0	0	20
15:30	0	0	1	9	7	0	0	0	0	0	0	0	0	17
15:45	0	1	2	14	5	1	0	0	0	0	0	0	0	23
16:00	0	1	5	7	11	3	1	0	0	0	0	0	0	28
16:15	0	0	2	3	9	1	0	0	0	0	0	0	0	15
16:30	0	1	3	9	9	1	0	0	0	0	0	0	0	23
16:45	0	0	2	8	8	0	1	0	0	0	0	0	0	19
17:00	0	0	4	13	13	2	1	0	0	0	0	0	0	33
17:15	0	0	2	7	15	2	0	0	0	0	0	0	0	26
17:30	0	0	1	8	9	1	0	0	0	0	0	0	0	19
17:45	0	0	0	4	7	1	0	0	0	0	0	0	0	16
18:00	0	0	2	12	12	0	0	0	0	0	0	0	0	26
18:15	0	0	4	7	6	0	0	0	0	0	0	0	0	17
18:30	0	0	0	16	6	1	1	0	0	0	0	0	0	24
18:45	0	3	1	2	15	1	0	0	0	0	0	0	0	22
19:00	0	1	1	1	7	4	0	0	0	0	0	0	0	13
19:15	0	2	2	7	11	6	0	1	0	0	0	0	0	23
19:30	0	2	3	11	6	1	0	0	0	0	0	0	0	23
19:45	0	2	1	8	7	4	0	0	0	0	0	0	0	22
20:00	0	0	3	10	5	0	0	0	0	0	0	0	0	18
20:15	0	1	1	7	4	2	0	0	0	0	0	0	0	15
20:30	1	1	2	6	4	0	0	0	0	0	0	0	0	15
20:45	0	0	0	6	7	0	0	0	0	0	0	0	0	13
21:00	0	0	1	4	0	0	1	0	0	0	0	0	0	6
21:15	0	0	0	2	2	0	0	0	0	0	0	0	0	4
21:30	0	0	2	4	6	0	0	0	0	0	0	0	0	12
21:45	0	0	2	5	2	0	0	0	0	0	0	0	0	9
22:00	0	0	0	3	3	1	0	0	0	0	0	0	0	7
22:15	0	0	2	1	2	0	1	0	0	0	0	0	0	6
22:30	0	0	0	0	2	2	0	0	0	0	0	0	0	4
22:45	0	0	0	2	1	1	0	0	0	0	0	0	0	4
23:00	0	0	0	2	1	0	0	0	0	0	0	0	0	3
23:15	0	0	0	0	2	1	0	0	0	0	0	0	0	3
23:30	0	0	0	0	2	0	1	0	0	0	0	0	0	3
23:45	0	0	0	0	2	0	0	0	0	0	0	0	0	2
<b>Totals</b>	<b>7</b>	<b>35</b>	<b>126</b>	<b>463</b>	<b>394</b>	<b>62</b>	<b>11</b>							<b>1098</b>
<b>% of Totals</b>	<b>1%</b>	<b>3%</b>	<b>11%</b>	<b>42%</b>	<b>36%</b>	<b>6%</b>	<b>1%</b>							<b>100%</b>

Directional Peak Periods	AM 7-9		NOON 12-2		PM 4-6		Off Peak Volumes	
All Classes	Volume	%	Volume	%	Volume	%	Volume	%
	169	15%	132	12%	179	16%	618	56%

Street Name	Direction	Percentiles					
		15th	50th	Average	85th	95th	ADT
Stonebridge Pkwy	North Bound	25	32	31	37	40	1248
Stonebridge Pkwy	South Bound	25	29	29	34	36	1098



# SPEED

## Stonebridge Pkwy Bet. Dockside Dr & Anchor Way

Day: Wednesday

Date: 5/17/2023

City: Hollywood

Project #: FL23\_140259\_038n

### North Bound

Time	< 15	15 - 19	20 - 24	25 - 29	30 - 34	35 - 39	40 - 44	45 - 49	50 - 54	55 - 59	60 - 64	65 - 69	70 +	Total
00:00 AM	0	0	1	2	0	1	0	0	0	0	0	0	0	4
01:00	0	0	0	2	2	0	0	0	0	0	0	0	0	4
02:00	0	0	0	1	0	0	0	0	0	0	0	0	0	1
03:00	0	0	0	0	0	0	0	0	0	0	0	0	0	0
04:00	0	0	0	0	1	0	0	0	0	0	0	0	0	1
05:00	0	4	0	1	3	2	1	0	0	0	0	0	0	11
06:00	0	1	5	6	12	5	0	0	0	0	0	0	0	29
07:00	0	1	10	49	68	28	6	1	0	0	0	0	0	163
08:00	1	0	5	20	49	22	9	0	0	0	0	0	0	106
09:00	0	1	1	7	16	16	5	2	0	0	0	0	0	48
10:00	0	4	5	12	19	8	5	0	0	0	0	0	0	53
11:00	0	2	10	14	18	10	1	1	0	0	0	0	0	56
12:00 PM	1	1	2	22	19	9	3	0	0	0	0	0	0	57
13:00	0	4	6	19	17	15	4	1	0	0	0	0	0	66
14:00	0	8	4	27	33	15	4	0	0	0	0	0	0	91
15:00	2	5	9	15	37	11	2	1	0	0	0	0	0	82
16:00	0	2	11	30	31	22	2	2	0	0	0	0	0	100
17:00	1	0	10	25	41	14	3	0	0	0	0	0	0	94
18:00	3	3	11	21	40	16	3	1	0	0	0	0	0	98
19:00	0	0	4	15	33	11	2	0	0	0	0	0	0	65
20:00	3	2	6	15	16	14	0	1	0	0	0	0	0	57
21:00	0	2	3	9	14	2	3	1	0	0	0	0	0	34
22:00	0	0	4	6	3	2	1	0	0	0	0	0	0	16
23:00	0	0	0	4	5	3	0	0	0	0	0	0	0	12
<b>Totals</b>	<b>11</b>	<b>40</b>	<b>107</b>	<b>322</b>	<b>477</b>	<b>226</b>	<b>54</b>	<b>11</b>						<b>1248</b>
<b>% of Totals</b>	<b>1%</b>	<b>3%</b>	<b>9%</b>	<b>26%</b>	<b>38%</b>	<b>18%</b>	<b>4%</b>	<b>1%</b>						<b>100%</b>

<b>AM Volumes</b>	1	13	37	114	188	92	27	4	0	0	0	0	0	476
<b>% AM</b>	0%	1%	3%	9%	15%	7%	2%	0%						38%
<b>AM Peak Hour</b>	08:00	05:00	07:00	07:00	07:00	07:00	08:00	09:00						07:00
<b>Volume</b>	1	4	10	49	68	28	9	2						163
<b>PM Volumes</b>	10	27	70	208	289	134	27	7	0	0	0	0	0	772
<b>% PM</b>	1%	2%	6%	17%	23%	11%	2%	1%						62%
<b>PM Peak Hour</b>	18:00	14:00	16:00	16:00	17:00	16:00	13:00	16:00						16:00
<b>Volume</b>	3	8	11	30	41	22	4	2						100

Directional Peak Periods All Speeds	AM 7-9		NOON 12-2		PM 4-6		Off Peak Volumes	
	Volume	%	Volume	%	Volume	%	Volume	%
	269	↔ 22%	123	↔ 10%	194	↔ 16%	662	↔ 53%

Street Name	Direction	Percentiles					ADT
		15th	50th	Average	85th	95th	
Stonebridge Pkwy	North Bound	25	32	31	37	40	1248
Stonebridge Pkwy	South Bound	25	29	29	34	36	1098



# SPEED

## Stonebridge Pkwy Bet. Dockside Dr & Anchor Way

Day: Wednesday

Date: 5/17/2023

City: Hollywood

Project #: FL23\_140259\_038s

### South Bound

Time	< 15	15 - 19	20 - 24	25 - 29	30 - 34	35 - 39	40 - 44	45 - 49	50 - 54	55 - 59	60 - 64	65 - 69	70 +	Total
00:00 AM	0	0	1	7	3	1	0	0	0	0	0	0	0	12
01:00	0	0	0	1	0	0	0	0	0	0	0	0	0	1
02:00	0	0	0	0	1	0	0	0	0	0	0	0	0	1
03:00	0	0	0	0	0	0	0	0	0	0	0	0	0	0
04:00	0	0	0	1	0	1	0	0	0	0	0	0	0	2
05:00	0	0	2	0	0	1	0	0	0	0	0	0	0	3
06:00	2	1	5	10	8	0	0	0	0	0	0	0	0	26
07:00	0	1	8	55	31	5	2	0	0	0	0	0	0	102
08:00	0	3	10	24	28	2	0	0	0	0	0	0	0	67
09:00	0	2	8	15	10	4	0	0	0	0	0	0	0	39
10:00	1	3	7	21	13	1	0	0	0	0	0	0	0	46
11:00	1	2	6	21	16	2	0	0	0	0	0	0	0	48
12:00 PM	0	1	5	23	17	5	1	0	0	0	0	0	0	52
13:00	2	3	8	27	31	9	0	0	0	0	0	0	0	80
14:00	0	4	6	25	21	5	0	0	0	0	0	0	0	61
15:00	0	1	12	45	25	2	0	0	0	0	0	0	0	85
16:00	0	2	12	27	37	5	2	0	0	0	0	0	0	85
17:00	0	0	8	35	44	6	1	0	0	0	0	0	0	94
18:00	0	3	7	37	39	2	1	0	0	0	0	0	0	89
19:00	0	7	7	33	28	5	1	0	0	0	0	0	0	81
20:00	1	2	7	29	20	2	0	0	0	0	0	0	0	61
21:00	0	0	5	15	10	0	1	0	0	0	0	0	0	31
22:00	0	0	2	6	8	4	1	0	0	0	0	0	0	21
23:00	0	0	0	6	4	0	1	0	0	0	0	0	0	11
<b>Totals</b>	<b>7</b>	<b>35</b>	<b>126</b>	<b>463</b>	<b>394</b>	<b>62</b>	<b>11</b>							<b>1098</b>
<b>% of Totals</b>	<b>1%</b>	<b>3%</b>	<b>11%</b>	<b>42%</b>	<b>36%</b>	<b>6%</b>	<b>1%</b>							<b>100%</b>

<b>AM Volumes</b>	4	12	47	155	110	17	2	0	0	0	0	0	0	347
<b>% AM</b>	0%	1%	4%	14%	10%	2%	0%							32%
<b>AM Peak Hour</b>	06:00	08:00	08:00	07:00	07:00	07:00	07:00							07:00
<b>Volume</b>	2	3	10	55	31	5	2							102
<b>PM Volumes</b>	3	23	79	308	284	45	9	0	0	0	0	0	0	751
<b>% PM</b>	0%	2%	7%	28%	26%	4%	1%							68%
<b>PM Peak Hour</b>	13:00	19:00	15:00	15:00	17:00	13:00	16:00							17:00
<b>Volume</b>	2	7	12	45	44	9	2							94

Directional Peak Periods All Speeds	AM 7-9		NOON 12-2		PM 4-6		Off Peak Volumes	
	Volume	%	Volume	%	Volume	%	Volume	%
	169	↔ 15%	132	↔ 12%	179	↔ 16%	618	↔ 56%

Street Name	Direction	Percentiles					ADT
		15th	50th	Average	85th	95th	
Stonebridge Pkwy	North Bound	25	32	31	37	40	1248
Stonebridge Pkwy	South Bound	25	29	29	34	36	1098

# SPEED

## Stonebridge Pkwy Bet. Dockside Dr & Anchor Way

Day: Wednesday

Date: 5/17/2023

City: Hollywood

Project #: FL23\_140259\_038

### Summary

Time	< 15	15 - 19	20 - 24	25 - 29	30 - 34	35 - 39	40 - 44	45 - 49	50 - 54	55 - 59	60 - 64	65 - 69	70 +	Total
00:00 AM	0	0	2	9	3	2	0	0	0	0	0	0	0	16
01:00	0	0	0	3	2	0	0	0	0	0	0	0	0	5
02:00	0	0	0	1	1	0	0	0	0	0	0	0	0	2
03:00	0	0	0	0	0	0	0	0	0	0	0	0	0	0
04:00	0	0	0	1	1	1	0	0	0	0	0	0	0	3
05:00	0	4	2	1	3	3	1	0	0	0	0	0	0	14
06:00	2	2	10	16	20	5	0	0	0	0	0	0	0	55
07:00	0	2	18	104	99	33	8	1	0	0	0	0	0	265
08:00	1	3	15	44	77	24	9	0	0	0	0	0	0	173
09:00	0	3	9	22	26	20	5	2	0	0	0	0	0	87
10:00	1	7	12	33	32	9	5	0	0	0	0	0	0	99
11:00	1	4	16	35	34	12	1	1	0	0	0	0	0	104
12:00 PM	1	2	7	45	36	14	4	0	0	0	0	0	0	109
13:00	2	7	14	46	48	24	4	1	0	0	0	0	0	146
14:00	0	12	10	52	54	20	4	0	0	0	0	0	0	152
15:00	2	6	21	60	62	13	2	1	0	0	0	0	0	167
16:00	0	4	23	57	68	27	4	2	0	0	0	0	0	185
17:00	1	0	18	60	85	20	4	0	0	0	0	0	0	188
18:00	3	6	18	58	79	18	4	1	0	0	0	0	0	187
19:00	0	7	11	48	61	16	3	0	0	0	0	0	0	146
20:00	4	4	13	44	36	16	0	1	0	0	0	0	0	118
21:00	0	2	8	24	24	2	4	1	0	0	0	0	0	65
22:00	0	0	6	12	11	6	2	0	0	0	0	0	0	37
23:00	0	0	0	10	9	3	1	0	0	0	0	0	0	23
<b>Totals</b>	<b>18</b>	<b>75</b>	<b>233</b>	<b>785</b>	<b>871</b>	<b>288</b>	<b>65</b>	<b>11</b>						<b>2346</b>
<b>% of Totals</b>	<b>1%</b>	<b>3%</b>	<b>10%</b>	<b>33%</b>	<b>37%</b>	<b>12%</b>	<b>3%</b>	<b>0%</b>						<b>100%</b>

<b>AM Volumes</b>	5	25	84	269	298	109	29	4	0	0	0	0	0	823
<b>% AM</b>	0%	1%	4%	11%	13%	5%	1%	0%						35%
<b>AM Peak Hour</b>	06:00	10:00	07:00	07:00	07:00	07:00	08:00	09:00						07:00
<b>Volume</b>	2	7	18	104	99	33	9	2						265
<b>PM Volumes</b>	13	50	149	516	573	179	36	7	0	0	0	0	0	1523
<b>% PM</b>	1%	2%	6%	22%	24%	8%	2%	0%						65%
<b>PM Peak Hour</b>	20:00	14:00	16:00	15:00	17:00	16:00	12:00	16:00						17:00
<b>Volume</b>	4	12	23	60	85	27	4	2						188

Directional Peak Periods All Speeds	AM 7-9		NOON 12-2		PM 4-6		Off Peak Volumes	
	Volume	%	Volume	%	Volume	%	Volume	%
	438	↔ 19%	255	↔ 11%	373	↔ 16%	1280	↔ 55%

Street Name	Direction	Percentiles					ADT
		15th	50th	Average	85th	95th	
Stonebridge Pkwy	Summary	25	30	30	35	39	2346

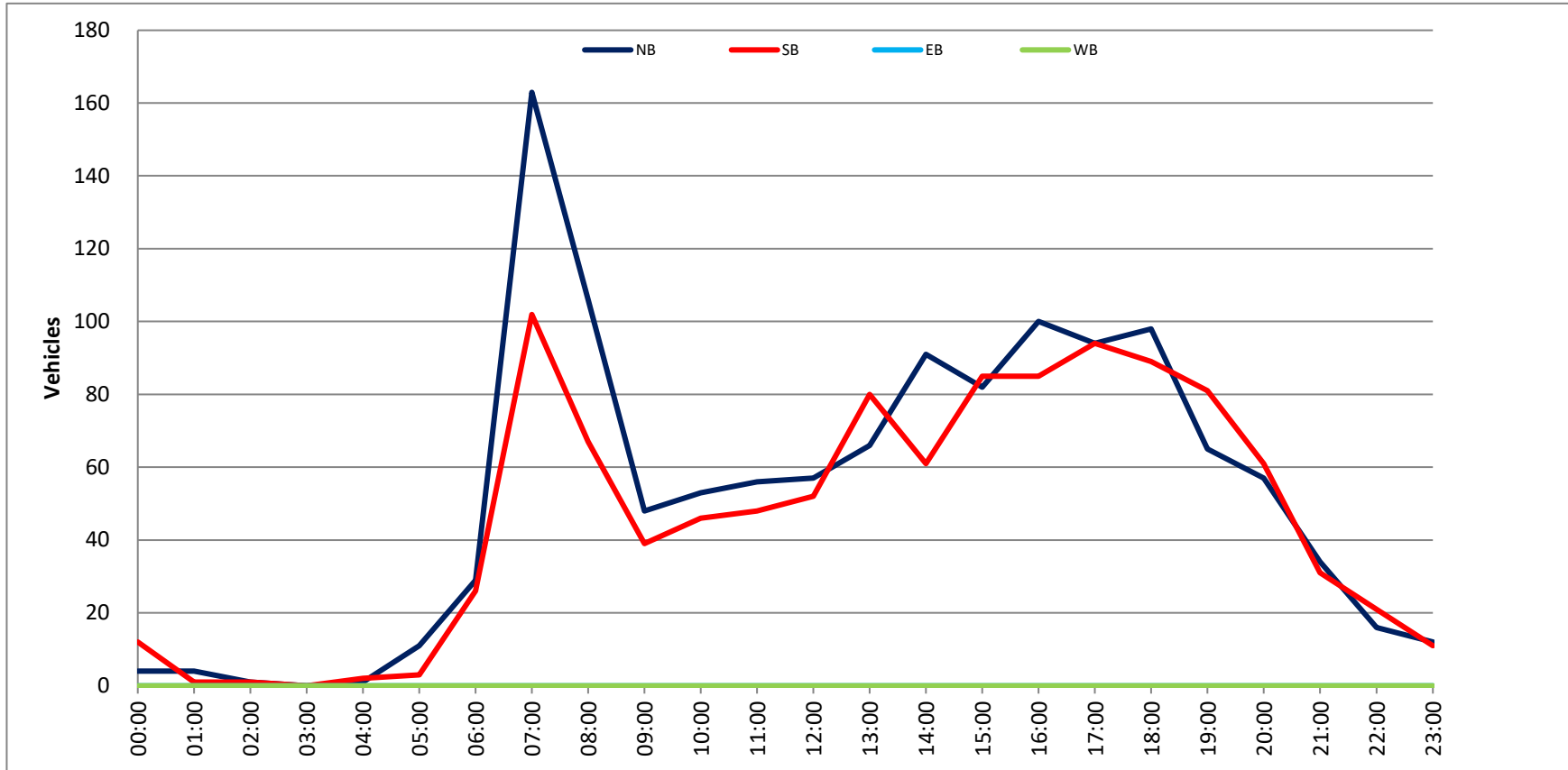
**VOLUME**

Stonebridge Pkwy Bet. Dockside Dr & Anchor Way

Day: Wednesday  
Date: 5/17/2023

City: Hollywood  
Project #: FL23\_140259\_038

DAILY TOTALS										NB		SB		EB		WB		TOTAL	
										1,248		1,098		0		0		2,346	
AM Period	NB	SB	EB	WB	TOTAL	PM Period	NB	SB	EB	WB	TOTAL							Total	
00:00	2	4	0	0	6	12:00	18	15	0	0	33							33	
00:15	0	2	0	0	2	12:15	9	11	0	0	20							20	
00:30	1	1	0	0	2	12:30	17	5	0	0	22							22	
00:45	1	4	5	12	16	12:45	13	57	21	52	34							109	
01:00	1	0	0	0	1	13:00	15	19	0	0	34							34	
01:15	0	0	0	0	0	13:15	14	20	0	0	34							34	
01:30	1	0	0	0	1	13:30	16	19	0	0	35							35	
01:45	2	4	1	1	3	13:45	21	66	22	80	43							146	
02:00	0	0	0	0	0	14:00	28	8	0	0	36							36	
02:15	0	0	0	0	0	14:15	25	21	0	0	46							46	
02:30	1	1	0	0	2	14:30	13	25	0	0	39							39	
02:45	0	1	0	1	2	14:45	13	91	18	61	31							152	
03:00	0	0	0	0	0	15:00	22	25	0	0	47							47	
03:15	0	0	0	0	0	15:15	24	20	0	0	44							44	
03:30	0	0	0	0	0	15:30	16	17	0	0	33							33	
03:45	0	0	0	0	0	15:45	20	82	23	85	43							167	
04:00	0	0	0	0	0	16:00	27	28	0	0	55							55	
04:15	0	0	0	0	0	16:15	20	15	0	0	35							35	
04:30	0	0	0	0	0	16:30	18	23	0	0	41							41	
04:45	1	1	2	2	3	16:45	35	100	19	85	54							185	
05:00	2	1	0	0	3	17:00	28	33	0	0	61							61	
05:15	2	2	0	0	4	17:15	14	26	0	0	40							40	
05:30	3	0	0	0	3	17:30	20	19	0	0	39							39	
05:45	4	11	0	3	4	17:45	32	94	16	94	48							188	
06:00	6	1	0	0	7	18:00	22	26	0	0	48							48	
06:15	4	6	0	0	10	18:15	24	17	0	0	41							41	
06:30	7	10	0	0	17	18:30	24	24	0	0	48							48	
06:45	12	29	9	26	21	18:45	28	98	22	89	50							187	
07:00	17	12	0	0	29	19:00	26	13	0	0	39							39	
07:15	41	33	0	0	74	19:15	10	23	0	0	33							33	
07:30	49	40	0	0	89	19:30	13	23	0	0	36							36	
07:45	56	163	17	102	73	19:45	16	65	22	81	38							146	
08:00	42	12	0	0	54	20:00	16	18	0	0	34							34	
08:15	28	14	0	0	42	20:15	13	15	0	0	28							28	
08:30	23	20	0	0	43	20:30	16	15	0	0	31							31	
08:45	13	106	21	67	34	20:45	12	57	13	61	25							118	
09:00	16	13	0	0	29	21:00	12	6	0	0	18							18	
09:15	8	11	0	0	19	21:15	10	4	0	0	14							14	
09:30	12	7	0	0	19	21:30	4	12	0	0	16							16	
09:45	12	48	8	39	20	21:45	8	34	9	31	17							65	
10:00	16	14	0	0	30	22:00	4	7	0	0	11							11	
10:15	17	9	0	0	26	22:15	5	6	0	0	11							11	
10:30	11	16	0	0	27	22:30	4	4	0	0	8							8	
10:45	9	53	7	46	16	22:45	3	16	4	21	7							37	
11:00	10	15	0	0	25	23:00	5	3	0	0	8							8	
11:15	15	10	0	0	25	23:15	3	3	0	0	6							6	
11:30	17	13	0	0	30	23:30	2	3	0	0	5							5	
11:45	14	56	10	48	24	23:45	2	12	2	11	4							23	
<b>TOTALS</b>	<b>476</b>	<b>347</b>	<b>0</b>	<b>0</b>	<b>823</b>	<b>TOTALS</b>	<b>772</b>	<b>751</b>	<b>0</b>	<b>0</b>	<b>1523</b>								
<b>SPLIT %</b>	<b>57.8%</b>	<b>42.2%</b>	<b>0%</b>	<b>0%</b>	<b>35.1%</b>	<b>SPLIT %</b>	<b>50.7%</b>	<b>49.3%</b>	<b>0%</b>	<b>0%</b>	<b>64.9%</b>								
<b>DAILY TOTALS</b>										<b>NB</b>		<b>SB</b>		<b>EB</b>		<b>WB</b>		<b>Total</b>	
										<b>1,248</b>		<b>1,098</b>		<b>0</b>		<b>0</b>		<b>2,346</b>	
AM Peak Hour	07:15	07:00			07:15	PM Peak Hour	17:45	16:30			16:30							16:30	
AM Pk Volume	188	102			290	PM Pk Volume	102	101			196							196	
Pk Hr Factor	0.839	0.638			0.815	Pk Hr Factor	0.797	0.765			0.803							0.803	
7 - 9 Volume	269	169	0	0	438	4 - 6 Volume	194	179	0	0	373							373	
7 - 9 Peak Hour	07:15	07:00			07:15	4 - 6 Peak Hour	16:15	16:30			16:30							16:30	
7 - 9 Pk Volume	188	102	0	0	290	4 - 6 Pk Volume	101	101	0	0	196							196	
Pk Hr Factor	0.839	0.638	0.000	0.000	0.815	Pk Hr Factor	0.721	0.765	0.000	0.000	0.803							0.803	



Day: Thursday  
 Date: 5/18/2023

City: Hollywood  
 Project #: FL23\_140259\_038n

North Bound														
Time	< 15	15 - 19	20 - 24	25 - 29	30 - 34	35 - 39	40 - 44	45 - 49	50 - 54	55 - 59	60 - 64	65 - 69	70 +	Total
00:00 AM	0	0	0	0	1	0	0	0	0	0	0	0	0	1
00:15	0	0	0	0	1	0	0	0	0	0	0	0	0	1
00:30	0	0	0	0	1	3	0	0	0	0	0	0	0	4
00:45	0	0	0	0	0	0	1	0	0	0	0	0	0	1
01:00	0	0	0	0	1	1	0	0	0	0	0	0	0	2
01:15	0	0	0	0	0	0	0	0	0	0	0	0	0	0
01:30	0	0	0	0	1	0	0	0	0	0	0	0	0	1
01:45	0	0	0	0	0	0	0	0	0	0	0	0	0	0
02:00	0	0	0	0	0	0	0	0	0	0	0	0	0	0
02:15	0	0	0	0	1	0	0	0	0	0	0	0	0	1
02:30	0	0	0	0	0	0	0	0	0	0	0	0	0	0
02:45	0	0	0	0	0	0	0	0	0	0	0	0	0	0
03:00	0	0	0	0	0	0	0	0	0	0	0	0	0	0
03:15	0	0	0	1	0	0	0	0	0	0	0	0	0	1
03:30	0	0	0	0	0	0	0	0	0	0	0	0	0	0
03:45	0	0	0	0	0	0	0	0	0	0	0	0	0	0
04:00	0	0	0	0	0	0	0	0	0	0	0	0	0	0
04:15	0	0	0	0	1	0	0	0	0	0	0	0	0	1
04:30	0	0	0	2	0	0	0	0	0	0	0	0	0	2
04:45	0	0	0	0	0	0	0	0	0	0	0	0	0	0
05:00	0	0	0	0	1	1	0	0	0	0	0	0	0	2
05:15	0	0	0	0	0	0	0	0	0	0	0	0	0	0
05:30	0	0	0	0	0	0	0	0	0	0	0	0	0	0
05:45	0	0	0	0	1	0	2	0	0	0	0	0	0	3
06:00	0	0	0	1	2	0	0	0	0	0	0	0	0	3
06:15	0	0	0	1	2	1	1	0	0	0	0	0	0	5
06:30	0	0	0	1	2	2	2	1	0	0	0	0	0	8
06:45	0	0	2	6	2	3	1	0	0	0	0	0	0	14
07:00	0	0	1	5	12	5	1	0	0	0	0	0	0	24
07:15	1	0	1	6	16	7	2	2	0	0	0	0	0	35
07:30	1	0	5	12	20	9	1	0	0	0	0	0	0	48
07:45	0	0	5	26	15	7	0	1	0	0	0	0	0	54
08:00	0	1	4	16	17	5	1	0	0	0	0	0	0	38
08:15	0	2	1	6	13	4	2	0	0	0	0	0	0	28
08:30	0	0	0	2	6	4	1	0	0	0	0	0	0	13
08:45	0	2	2	0	6	3	3	0	0	0	0	0	0	16
09:00	0	1	0	4	9	2	1	0	0	0	0	0	0	17
09:15	0	1	0	4	5	3	0	0	0	0	0	0	0	13
09:30	0	0	1	4	5	1	0	0	0	0	0	0	0	12
09:45	0	0	0	2	3	4	0	0	0	0	0	0	0	9
10:00	0	1	0	1	5	3	2	0	0	0	0	0	0	12
10:15	0	0	0	3	2	1	0	0	0	0	0	0	0	6
10:30	0	1	1	2	4	4	0	2	0	0	0	0	0	14
10:45	0	0	0	1	4	0	1	0	0	0	0	0	0	7
11:00	0	0	1	1	5	2	0	0	0	0	0	0	0	9
11:15	0	1	0	4	11	5	2	0	0	0	0	0	0	23
11:30	0	0	1	6	8	2	1	1	0	0	0	0	0	19
11:45	0	1	0	4	6	6	3	0	0	0	0	0	0	20
12:00 PM	0	1	0	2	5	6	1	0	0	0	0	0	0	15
12:15	0	0	0	1	6	3	2	0	0	0	0	0	0	12
12:30	0	0	1	1	4	5	0	0	0	0	0	0	0	11
12:45	2	2	0	5	2	3	0	0	0	0	0	0	0	14
13:00	0	0	2	3	3	7	0	0	0	0	0	0	0	15
13:15	0	0	0	2	3	6	0	0	0	0	0	0	0	11
13:30	0	0	0	5	6	2	0	0	0	0	0	0	0	15
13:45	0	0	0	7	8	7	1	1	0	0	0	0	0	24
14:00	0	0	4	8	14	6	0	1	0	0	0	0	0	33
14:15	0	0	3	13	5	4	0	1	0	0	0	0	0	26
14:30	2	0	0	4	9	2	0	0	1	0	0	0	0	18
14:45	1	1	2	2	11	3	1	0	0	0	0	0	0	21
15:00	0	0	0	4	6	4	2	0	0	0	0	0	0	20
15:15	0	0	0	2	8	2	0	0	0	0	0	0	0	12
15:30	0	0	1	1	5	8	1	0	1	0	0	0	0	17
15:45	0	0	1	5	9	4	1	0	0	0	0	0	0	20
16:00	0	0	0	4	9	6	2	0	0	0	0	0	0	21
16:15	0	0	0	1	5	4	3	2	0	0	0	0	0	15
16:30	1	0	0	3	8	8	1	0	0	0	0	0	0	21
16:45	0	0	1	2	14	8	2	2	0	0	0	0	0	29
17:00	0	3	3	4	7	3	1	0	0	0	0	0	0	21
17:15	0	0	1	3	5	1	0	0	0	0	0	0	0	10
17:30	0	1	1	6	13	5	2	0	0	0	0	0	0	28
17:45	0	0	0	4	5	11	8	2	1	0	0	0	0	31
18:00	0	0	3	6	4	6	1	1	0	0	0	0	0	21
18:15	0	0	4	4	8	5	1	0	0	0	0	0	0	22
18:30	0	4	2	6	5	3	0	0	0	0	0	0	0	20
18:45	0	2	2	3	8	7	1	1	0	0	0	0	0	24
19:00	0	0	3	3	5	6	4	1	0	0	0	0	0	19
19:15	0	0	0	4	8	1	3	0	0	0	0	0	0	16
19:30	0	0	4	3	5	5	1	0	0	0	0	0	0	18
19:45	0	0	0	4	6	1	0	0	0	0	0	0	0	11
20:00	0	1	1	1	3	0	1	0	1	0	0	0	0	8
20:15	0	0	3	3	3	2	1	0	0	0	0	0	0	12
20:30	0	2	1	1	3	2	1	1	0	0	0	0	0	16
20:45	0	0	1	6	6	0	0	0	0	0	0	0	0	13
21:00	0	0	3	3	2	5	0	1	0	0	0	0	0	14
21:15	1	0	0	4	5	1	1	0	0	0	0	0	0	12
21:30	0	0	1	2	1	2	1	0	0	0	0	0	0	7
21:45	0	0	2	0	0	1	1	0	0	0	0	0	0	4
22:00	0	1	0	3	1	1	0	0	0	0	0	0	0	6
22:15	0	0	1	0	1	0	0	0	0	0	0	0	0	2
22:30	0	0	0	0	0	1	0	0	0	0	0	0	0	1
22:45	0	0	1	1	0	0	1	0	0	0	0	0	0	3
23:00	0	0	1	0	0	1	0	0	0	0	0	0	0	2
23:15	0	0	0	0	2	0	0	0	0	0	0	0	0	2
23:30	0	0	0	1	1	0	0	0	0	0	0	0	0	2
23:45	0	0	0	0	1	0	0	0	0	0	0	0	0	1
<b>Totals</b>	<b>9</b>	<b>28</b>	<b>91</b>	<b>279</b>	<b>438</b>	<b>255</b>	<b>62</b>	<b>17</b>	<b>3</b>					<b>1183</b>
% of Totals	1%	2%	8%	24%	37%	22%	5%	1%	0%					100%

AM Peak Hour		PM Peak Hour		NOON 12-2		PM 4-6		Off Peak Volumes	
Volume	%	Volume	%	Volume	%	Volume	%	Volume	%
256	22%	117	10%	176	15%	634	54%		

Street Name	Direction	Percentiles					
		15th	50th	Average	85th	95th	ADT
Stonebridge Pkwy	North Bound	26	32	32	38	42	1183
Stonebridge Pkwy	South Bound	24	29	29	34	38	1095

South Bound

Table with columns: Time, < 15, 15 - 19, 20 - 24, 25 - 29, 30 - 34, 35 - 39, 40 - 44, 45 - 49, 50 - 54, 55 - 59, 60 - 64, 65 - 69, 70 +, Total. Rows include time intervals from 00:00 AM to 23:45.

Summary table with columns: Directional Peak Periods, All Classes, Volume, Percentages. Includes sub-tables for AM Peak Hour, PM Peak Hour, and Directional Peak Periods.

Table with columns: Street Name, Direction, 15th, 50th, Average, 85th, 95th, ADT. Rows include Stonebridge Pkwy North Bound and South Bound.

Summary

Time	< 15	15 - 19	20 - 24	25 - 29	30 - 34	35 - 39	40 - 44	45 - 49	50 - 54	55 - 59	60 - 64	65 - 69	70 +	Total
00:00 AM	0	2	0	0	2	0	0	0	0	0	0	0	0	4
00:15	0	0	0	0	1	0	0	0	0	0	0	0	0	1
00:30	0	0	0	0	1	5	0	0	0	0	0	0	0	6
00:45	0	0	1	0	0	0	1	0	0	0	0	0	0	2
01:00	0	0	0	0	1	1	0	0	0	0	0	0	0	2
01:15	0	0	0	1	0	0	0	0	0	0	0	0	0	1
01:30	0	0	0	2	0	0	0	0	0	0	0	0	0	2
01:45	0	0	0	0	0	0	0	0	0	0	0	0	0	0
02:00	0	0	0	0	0	0	0	0	0	0	0	0	0	0
02:15	0	0	0	1	1	0	0	0	0	0	0	0	0	2
02:30	0	0	0	0	1	0	0	0	0	0	0	0	0	1
02:45	0	0	0	0	0	1	0	0	0	0	0	0	0	1
03:00	0	0	0	0	0	0	0	0	0	0	0	0	0	0
03:15	0	0	0	1	0	0	0	0	0	0	0	0	0	1
03:30	0	0	0	1	0	0	0	0	0	0	0	0	0	1
03:45	0	0	0	0	1	0	0	0	0	0	0	0	0	1
04:00	0	0	0	0	0	0	0	0	0	0	0	0	0	0
04:15	0	0	0	0	1	0	0	0	0	0	0	0	0	1
04:30	0	0	0	2	1	1	0	0	0	0	0	0	0	4
04:45	0	0	0	1	0	0	0	0	0	0	0	0	0	1
05:00	0	0	1	0	1	1	0	0	0	0	0	0	0	3
05:15	0	0	0	0	0	0	0	0	0	0	0	0	0	0
05:30	0	0	0	1	1	0	0	0	0	0	0	0	0	2
05:45	0	0	0	1	1	1	2	0	0	0	0	0	0	5
06:00	0	0	0	1	2	0	0	0	0	0	0	0	0	3
06:15	0	0	0	3	4	1	1	0	0	0	0	0	0	9
06:30	0	0	1	4	2	2	1	1	0	0	0	0	0	15
06:45	0	0	2	10	8	4	1	0	0	0	0	0	0	25
07:00	0	0	2	8	16	6	2	0	0	0	0	0	0	34
07:15	1	1	1	22	21	9	2	2	0	0	0	0	0	59
07:30	1	3	13	38	29	9	1	0	0	0	0	0	0	94
07:45	1	3	7	33	22	11	1	1	0	0	0	0	0	79
08:00	0	2	5	17	23	6	1	0	0	0	0	0	0	54
08:15	0	2	2	14	17	4	2	0	0	0	0	0	0	41
08:30	0	1	2	8	7	4	1	0	0	0	0	0	0	23
08:45	0	2	4	5	11	4	3	0	0	0	0	0	0	29
09:00	1	2	4	13	15	2	2	0	0	0	0	0	0	39
09:15	0	1	4	6	5	0	0	0	0	0	0	0	0	25
09:30	0	2	5	6	7	1	0	0	0	0	0	0	0	21
09:45	0	0	2	7	9	5	0	0	0	0	0	0	0	23
10:00	2	2	2	5	7	3	2	0	0	0	0	0	0	23
10:15	2	0	3	7	9	2	0	0	0	0	0	0	0	23
10:30	2	1	2	5	5	4	0	2	0	0	0	0	0	21
10:45	1	2	4	6	8	1	2	1	0	0	0	0	0	25
11:00	0	1	7	7	8	2	0	0	0	0	0	0	0	25
11:15	0	2	1	10	15	8	3	0	0	0	0	0	0	39
11:30	0	2	2	16	10	3	2	1	0	0	0	0	0	36
11:45	0	1	0	8	15	7	3	0	0	0	0	0	0	34
12:00 PM	0	2	3	5	15	9	1	0	0	0	0	0	0	35
12:15	0	0	0	4	11	3	2	0	0	0	0	0	0	20
12:30	0	0	2	7	15	6	0	0	0	0	0	0	0	30
12:45	2	2	1	7	7	5	0	0	0	0	0	0	0	24
13:00	0	0	2	14	11	10	0	0	0	0	0	0	0	37
13:15	1	1	2	8	6	8	0	0	0	0	0	0	0	26
13:30	0	0	1	12	14	3	0	0	0	0	0	0	0	30
13:45	0	0	4	11	17	9	1	1	0	0	0	0	0	43
14:00	0	1	6	16	27	6	1	2	0	0	0	0	0	59
14:15	0	1	4	26	10	5	0	1	0	0	0	0	0	47
14:30	2	0	1	6	15	3	0	0	1	0	0	0	0	28
14:45	1	3	6	8	17	4	1	0	0	0	0	0	0	40
15:00	0	1	5	5	7	9	5	2	0	0	0	0	0	29
15:15	0	0	1	7	13	4	0	0	0	0	0	0	0	25
15:30	0	0	3	5	19	11	1	0	1	0	0	0	0	40
15:45	0	1	2	21	14	7	1	0	0	0	0	0	0	46
16:00	0	0	0	10	21	8	3	0	0	0	0	0	0	42
16:15	0	0	0	8	13	6	2	0	0	0	0	0	0	30
16:30	1	0	7	12	17	10	2	0	0	0	0	0	0	49
16:45	0	0	3	9	21	8	3	2	0	0	0	0	0	46
17:00	0	3	3	12	20	5	1	0	0	0	0	0	0	44
17:15	0	0	6	13	13	2	0	0	0	0	0	0	0	34
17:30	0	1	3	16	21	7	2	0	0	0	0	0	0	50
17:45	0	0	0	6	20	11	3	1	0	0	0	0	0	55
18:00	0	0	5	17	17	12	1	1	0	0	0	0	0	53
18:15	0	1	7	9	16	6	2	0	0	0	0	0	0	41
18:30	0	8	5	9	23	3	0	0	0	0	0	0	0	48
18:45	0	4	4	8	16	9	1	1	0	0	0	0	0	43
19:00	0	1	4	12	16	16	1	0	0	0	0	0	0	40
19:15	0	1	8	15	5	0	0	0	0	0	0	0	0	34
19:30	0	2	8	8	5	5	1	0	0	0	0	0	0	29
19:45	0	1	0	5	11	1	0	0	0	0	0	0	0	18
20:00	0	2	3	8	6	1	1	0	1	0	0	0	0	22
20:15	0	1	7	6	4	3	1	0	0	0	0	0	0	22
20:30	0	4	4	16	6	3	1	0	0	0	0	0	0	33
20:45	0	1	2	9	13	3	0	0	0	0	0	0	0	28
21:00	0	0	5	10	3	5	0	1	0	0	0	0	0	24
21:15	2	0	0	6	7	1	1	0	0	0	0	0	0	17
21:30	0	0	2	2	3	2	1	0	0	0	0	0	0	10
21:45	0	0	2	2	6	3	1	0	0	0	0	0	0	14
22:00	0	1	0	6	4	1	0	0	0	0	0	0	0	12
22:15	0	0	1	2	2	2	0	0	0	0	0	0	0	7
22:30	0	0	1	2	5	1	0	0	0	0	0	0	0	9
22:45	0	0	1	2	1	0	2	0	0	0	0	0	0	6
23:00	0	0	2	0	1	1	0	0	0	0	0	0	0	4
23:15	0	0	0	0	1	3	0	0	0	0	0	0	0	4
23:30	0	0	1	1	1	0	0	0	0	0	0	0	0	3
23:45	0	0	1	2	3	2	0	0	0	0	0	0	0	8
<b>Totals</b>	<b>20</b>	<b>73</b>	<b>219</b>	<b>686</b>	<b>836</b>	<b>348</b>	<b>75</b>	<b>18</b>	<b>3</b>					<b>2278</b>
<b>% of Totals</b>	<b>1%</b>	<b>3%</b>	<b>10%</b>	<b>30%</b>	<b>37%</b>	<b>15%</b>	<b>3%</b>	<b>1%</b>	<b>0%</b>					<b>100%</b>

Directional Peak Periods	AM 7-9			NOON 12-2			PM 4-6			Off Peak Volumes		
All Classes	Volume	%	ADT	Volume	%	ADT	Volume	%	ADT	Volume	%	ADT
← + →	413	18%	31	245	11%	31	350	15%	40	1270	56%	2278

Street Name	Direction	15th	50th	Average	85th	95th	ADT
Stonebridge Pkwy	Summary	25	31	31	36	40	2278

# SPEED

## Stonebridge Pkwy Bet. Dockside Dr & Anchor Way

Day: Thursday  
Date: 5/18/2023

City: Hollywood  
Project #: FL23\_140259\_038n

### North Bound

Time	< 15	15 - 19	20 - 24	25 - 29	30 - 34	35 - 39	40 - 44	45 - 49	50 - 54	55 - 59	60 - 64	65 - 69	70 +	Total
00:00 AM	0	0	0	0	3	3	1	0	0	0	0	0	0	7
01:00	0	0	0	0	2	1	0	0	0	0	0	0	0	3
02:00	0	0	0	0	1	0	0	0	0	0	0	0	0	1
03:00	0	0	0	1	0	0	0	0	0	0	0	0	0	1
04:00	0	0	0	2	1	0	0	0	0	0	0	0	0	3
05:00	0	0	0	0	2	1	2	0	0	0	0	0	0	5
06:00	0	0	2	9	8	6	4	1	0	0	0	0	0	30
07:00	2	0	12	49	63	28	4	3	0	0	0	0	0	161
08:00	0	5	7	18	42	16	7	0	0	0	0	0	0	95
09:00	0	2	1	11	21	14	2	0	0	0	0	0	0	51
10:00	0	2	1	7	15	8	3	3	0	0	0	0	0	39
11:00	0	2	2	15	30	15	6	1	0	0	0	0	0	71
12:00 PM	2	3	1	9	17	17	3	0	0	0	0	0	0	52
13:00	0	0	2	17	22	22	1	1	0	0	0	0	0	65
14:00	3	1	9	27	39	15	1	2	1	0	0	0	0	98
15:00	0	0	6	12	28	18	4	0	1	0	0	0	0	69
16:00	1	0	2	14	35	25	7	2	0	0	0	0	0	86
17:00	0	4	9	18	36	17	5	1	0	0	0	0	0	90
18:00	0	6	11	19	25	21	3	2	0	0	0	0	0	87
19:00	0	0	11	20	18	13	2	0	0	0	0	0	0	64
20:00	0	3	6	17	16	3	3	0	1	0	0	0	0	49
21:00	1	0	6	9	8	9	3	1	0	0	0	0	0	37
22:00	0	1	2	4	2	2	1	0	0	0	0	0	0	12
23:00	0	0	1	1	4	1	0	0	0	0	0	0	0	7
<b>Totals</b>	<b>9</b>	<b>29</b>	<b>91</b>	<b>279</b>	<b>438</b>	<b>255</b>	<b>62</b>	<b>17</b>	<b>3</b>					<b>1183</b>
<b>% of Totals</b>	<b>1%</b>	<b>2%</b>	<b>8%</b>	<b>24%</b>	<b>37%</b>	<b>22%</b>	<b>5%</b>	<b>1%</b>	<b>0%</b>					<b>100%</b>

<b>AM Volumes</b>	2	11	25	112	188	92	29	8	0	0	0	0	0	467
<b>% AM</b>	0%	1%	2%	9%	16%	8%	2%	1%						39%
<b>AM Peak Hour</b>	07:00	08:00	07:00	07:00	07:00	07:00	08:00	07:00						07:00
<b>Volume</b>	2	5	12	49	63	28	7	3						161
<b>PM Volumes</b>	7	18	66	167	250	163	33	9	3	0	0	0	0	716
<b>% PM</b>	1%	2%	6%	14%	21%	14%	3%	1%	0%					61%
<b>PM Peak Hour</b>	14:00	18:00	18:00	14:00	14:00	16:00	16:00	14:00	14:00					14:00
<b>Volume</b>	3	6	11	27	39	25	7	2	1					98

Directional Peak Periods All Speeds	AM 7-9		NOON 12-2		PM 4-6		Off Peak Volumes	
	Volume	%	Volume	%	Volume	%	Volume	%
	256	↔ 22%	117	↔ 10%	176	↔ 15%	634	↔ 54%

Street Name	Direction	Percentiles					ADT
		15th	50th	Average	85th	95th	
Stonebridge Pkwy	North Bound	26	32	32	38	42	1183
Stonebridge Pkwy	South Bound	24	29	29	34	38	1095



# SPEED

## Stonebridge Pkwy Bet. Dockside Dr & Anchor Way

Day: Thursday  
Date: 5/18/2023

City: Hollywood  
Project #: FL23\_140259\_038s

### South Bound

Time	< 15	15 - 19	20 - 24	25 - 29	30 - 34	35 - 39	40 - 44	45 - 49	50 - 54	55 - 59	60 - 64	65 - 69	70 +	Total
00:00 AM	0	2	1	0	1	2	0	0	0	0	0	0	0	6
01:00	0	0	0	1	1	0	0	0	0	0	0	0	0	2
02:00	0	0	0	1	1	1	0	0	0	0	0	0	0	3
03:00	0	0	0	1	1	0	0	0	0	0	0	0	0	2
04:00	0	0	0	1	1	1	0	0	0	0	0	0	0	3
05:00	0	0	1	2	1	1	0	0	0	0	0	0	0	5
06:00	0	0	1	9	11	1	0	0	0	0	0	0	0	22
07:00	1	7	11	52	25	7	2	0	0	0	0	0	0	105
08:00	0	2	6	26	16	2	0	0	0	0	0	0	0	52
09:00	1	1	11	23	15	5	1	0	0	0	0	0	0	57
10:00	7	3	10	16	14	2	1	0	0	0	0	0	0	53
11:00	0	4	8	26	18	5	2	0	0	0	0	0	0	63
12:00 PM	0	1	5	14	31	6	0	0	0	0	0	0	0	57
13:00	1	1	7	28	26	8	0	0	0	0	0	0	0	71
14:00	0	4	8	29	30	3	1	1	0	0	0	0	0	76
15:00	0	2	5	28	27	9	0	0	0	0	0	0	0	71
16:00	0	0	9	25	37	7	3	0	0	0	0	0	0	81
17:00	0	0	9	37	38	8	1	0	0	0	0	0	0	93
18:00	0	7	10	24	47	9	1	0	0	0	0	0	0	98
19:00	0	5	9	20	19	4	0	0	0	0	0	0	0	57
20:00	0	5	10	22	13	6	0	0	0	0	0	0	0	56
21:00	1	0	3	11	11	2	0	0	0	0	0	0	0	28
22:00	0	0	1	8	10	2	1	0	0	0	0	0	0	22
23:00	0	0	3	3	4	2	0	0	0	0	0	0	0	12
<b>Totals</b>	<b>11</b>	<b>44</b>	<b>128</b>	<b>407</b>	<b>398</b>	<b>93</b>	<b>13</b>	<b>1</b>						<b>1095</b>
<b>% of Totals</b>	<b>1%</b>	<b>4%</b>	<b>12%</b>	<b>37%</b>	<b>36%</b>	<b>8%</b>	<b>1%</b>	<b>0%</b>						<b>100%</b>

<b>AM Volumes</b>	9	19	49	158	105	27	6	0	0	0	0	0	0	373
<b>% AM</b>	1%	2%	4%	14%	10%	2%	1%							34%
<b>AM Peak Hour</b>	10:00	07:00	07:00	07:00	07:00	07:00	07:00							07:00
<b>Volume</b>	7	7	11	52	25	7	2							105
<b>PM Volumes</b>	2	25	79	249	293	66	7	1	0	0	0	0	0	722
<b>% PM</b>	0%	2%	7%	23%	27%	6%	1%	0%						66%
<b>PM Peak Hour</b>	13:00	18:00	18:00	17:00	18:00	15:00	16:00	14:00						18:00
<b>Volume</b>	1	7	10	37	47	9	3	1						98

Directional Peak Periods All Speeds	AM 7-9		NOON 12-2		PM 4-6		Off Peak Volumes	
	Volume	%	Volume	%	Volume	%	Volume	%
	157	↔ 14%	128	↔ 12%	174	↔ 16%	636	↔ 58%

Street Name	Direction	Percentiles					ADT
		15th	50th	Average	85th	95th	
Stonebridge Pkwy	North Bound	26	32	32	38	42	1183
Stonebridge Pkwy	South Bound	24	29	29	34	38	1095

# SPEED

## Stonebridge Pkwy Bet. Dockside Dr & Anchor Way

Day: Thursday  
Date: 5/18/2023

City: Hollywood  
Project #: FL23\_140259\_038

### Summary

Time	< 15	15 - 19	20 - 24	25 - 29	30 - 34	35 - 39	40 - 44	45 - 49	50 - 54	55 - 59	60 - 64	65 - 69	70 +	Total
00:00 AM	0	2	1	0	4	5	1	0	0	0	0	0	0	13
01:00	0	0	0	1	3	1	0	0	0	0	0	0	0	5
02:00	0	0	0	1	2	1	0	0	0	0	0	0	0	4
03:00	0	0	0	2	1	0	0	0	0	0	0	0	0	3
04:00	0	0	0	3	2	1	0	0	0	0	0	0	0	6
05:00	0	0	1	2	3	2	2	0	0	0	0	0	0	10
06:00	0	0	3	18	19	7	4	1	0	0	0	0	0	52
07:00	3	7	23	101	88	35	6	3	0	0	0	0	0	266
08:00	0	7	13	44	58	18	7	0	0	0	0	0	0	147
09:00	1	3	12	34	36	19	3	0	0	0	0	0	0	108
10:00	7	5	11	23	29	10	4	3	0	0	0	0	0	92
11:00	0	6	10	41	48	20	8	1	0	0	0	0	0	134
12:00 PM	2	4	6	23	48	23	3	0	0	0	0	0	0	109
13:00	1	1	9	45	48	30	1	1	0	0	0	0	0	136
14:00	3	5	17	56	69	18	2	3	1	0	0	0	0	174
15:00	0	2	11	40	55	27	4	0	1	0	0	0	0	140
16:00	1	0	11	39	72	32	10	2	0	0	0	0	0	167
17:00	0	4	18	55	74	25	6	1	0	0	0	0	0	183
18:00	0	13	21	43	72	30	4	2	0	0	0	0	0	185
19:00	0	5	20	40	37	17	2	0	0	0	0	0	0	121
20:00	0	8	16	39	29	9	3	0	1	0	0	0	0	105
21:00	2	0	9	20	19	11	3	1	0	0	0	0	0	65
22:00	0	1	3	12	12	4	2	0	0	0	0	0	0	34
23:00	0	0	4	4	8	3	0	0	0	0	0	0	0	19
<b>Totals</b>	<b>20</b>	<b>73</b>	<b>219</b>	<b>686</b>	<b>836</b>	<b>348</b>	<b>75</b>	<b>18</b>	<b>3</b>					<b>2278</b>
<b>% of Totals</b>	<b>1%</b>	<b>3%</b>	<b>10%</b>	<b>30%</b>	<b>37%</b>	<b>15%</b>	<b>3%</b>	<b>1%</b>	<b>0%</b>					<b>100%</b>

<b>AM Volumes</b>	11	30	74	270	293	119	35	8	0	0	0	0	0	840
<b>% AM</b>	0%	1%	3%	12%	13%	5%	2%	0%						37%
<b>AM Peak Hour</b>	10:00	07:00	07:00	07:00	07:00	07:00	11:00	07:00						07:00
<b>Volume</b>	7	7	23	101	88	35	8	3						266
<b>PM Volumes</b>	9	43	145	416	543	229	40	10	3	0	0	0	0	1438
<b>% PM</b>	0%	2%	6%	18%	24%	10%	2%	0%	0%					63%
<b>PM Peak Hour</b>	14:00	18:00	18:00	14:00	17:00	16:00	16:00	14:00	14:00					18:00
<b>Volume</b>	3	13	21	56	74	32	10	3	1					185

Directional Peak Periods All Speeds	AM 7-9		NOON 12-2		PM 4-6		Off Peak Volumes	
	Volume	%	Volume	%	Volume	%	Volume	%
	413	↔ 18%	245	↔ 11%	350	↔ 15%	1270	↔ 56%

Street Name	Direction	Percentiles					ADT
		15th	50th	Average	85th	95th	
Stonebridge Pkwy	Summary	25	31	31	36	40	2278

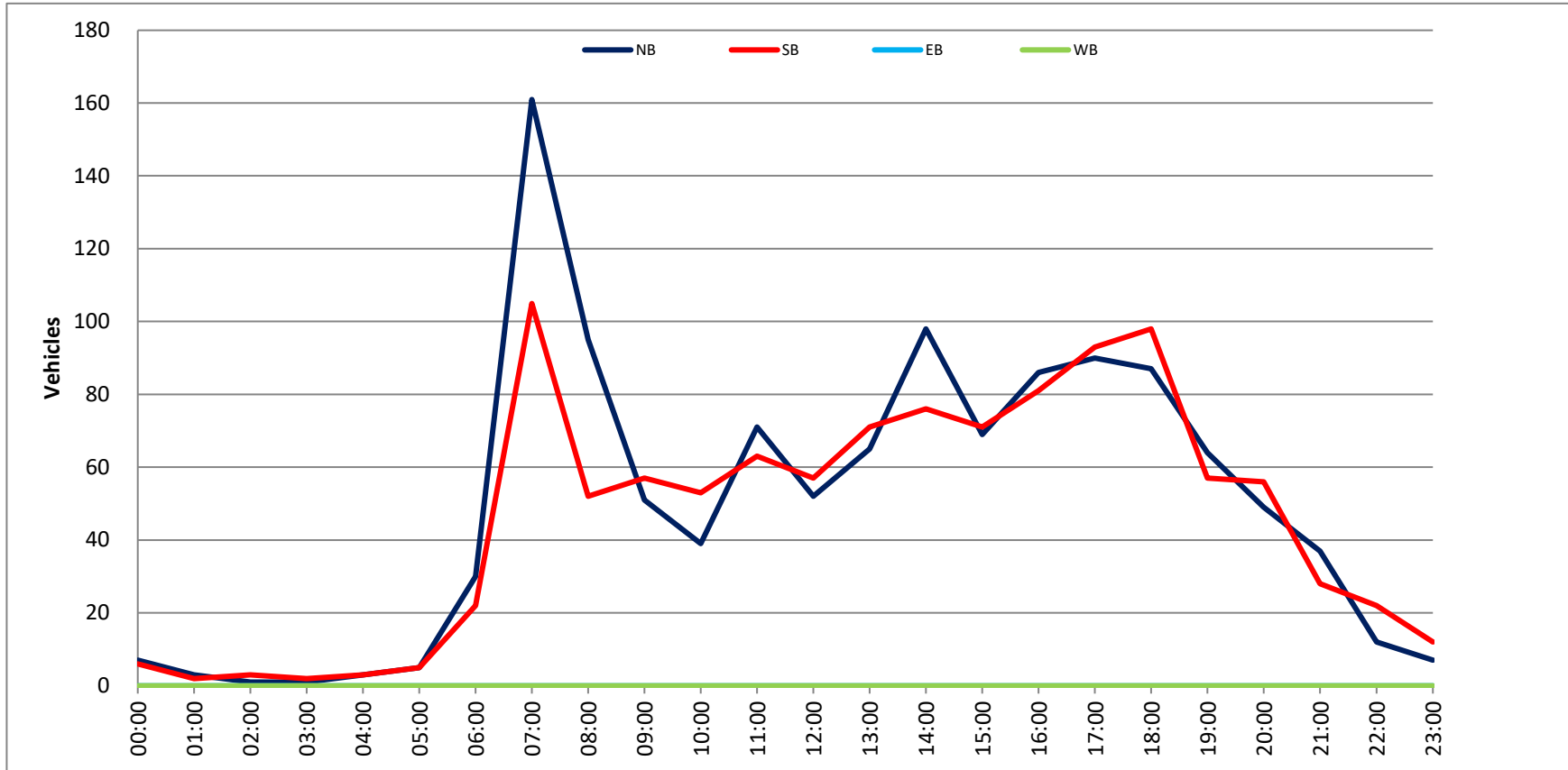
**VOLUME**

Stonebridge Pkwy Bet. Dockside Dr & Anchor Way

Day: Thursday  
Date: 5/18/2023

City: Hollywood  
Project #: FL23\_140259\_038

DAILY TOTALS										NB		SB		EB		WB		TOTAL	
										1,183		1,095		0		0		2,278	
AM Period	NB	SB	EB	WB	TOTAL	PM Period	NB	SB	EB	WB	TOTAL							Total	
00:00	1	3	0	0	4	12:00	15	20	0	0	35							35	
00:15	1	0	0	0	1	12:15	12	8	0	0	20							20	
00:30	4	2	0	0	6	12:30	11	19	0	0	30							30	
00:45	1	7	1	6	2	12:45	14	52	10	57	24							109	
01:00	2	0	0	0	2	13:00	15	22	0	0	37							37	
01:15	0	1	0	0	1	13:15	11	15	0	0	26							26	
01:30	1	1	0	0	2	13:30	15	15	0	0	30							30	
01:45	0	3	0	0	5	13:45	24	65	19	71	43							136	
02:00	0	0	0	0	0	14:00	33	26	0	0	59							59	
02:15	1	1	0	0	2	14:15	26	21	0	0	47							47	
02:30	0	1	0	0	1	14:30	18	10	0	0	28							28	
02:45	0	1	1	3	1	14:45	21	98	19	76	40							174	
03:00	0	0	0	0	0	15:00	20	9	0	0	29							29	
03:15	1	0	0	0	1	15:15	12	13	0	0	25							25	
03:30	0	1	0	0	1	15:30	17	23	0	0	40							40	
03:45	0	1	1	2	1	15:45	20	69	26	71	46							140	
04:00	0	0	0	0	0	16:00	21	21	0	0	42							42	
04:15	1	0	0	0	1	16:15	15	15	0	0	30							30	
04:30	2	2	0	0	4	16:30	21	28	0	0	49							49	
04:45	0	3	1	3	1	16:45	29	86	17	81	46							167	
05:00	2	1	0	0	3	17:00	21	23	0	0	44							44	
05:15	0	0	0	0	0	17:15	10	24	0	0	34							34	
05:30	0	2	0	0	2	17:30	28	22	0	0	50							50	
05:45	3	5	2	5	5	17:45	31	90	24	93	55							183	
06:00	3	0	0	0	3	18:00	21	32	0	0	53							53	
06:15	5	4	0	0	9	18:15	22	19	0	0	41							41	
06:30	8	7	0	0	15	18:30	20	28	0	0	48							48	
06:45	14	30	11	22	25	18:45	24	87	19	98	43							185	
07:00	24	10	0	0	34	19:00	19	21	0	0	40							40	
07:15	35	24	0	0	59	19:15	16	18	0	0	34							34	
07:30	48	46	0	0	94	19:30	18	11	0	0	29							29	
07:45	54	161	25	105	79	19:45	11	64	7	57	18							121	
08:00	38	16	0	0	54	20:00	8	14	0	0	22							22	
08:15	28	13	0	0	41	20:15	12	10	0	0	22							22	
08:30	13	10	0	0	23	20:30	16	17	0	0	33							33	
08:45	16	95	13	52	29	20:45	13	49	15	56	28							105	
09:00	17	22	0	0	39	21:00	14	10	0	0	24							24	
09:15	13	12	0	0	25	21:15	12	5	0	0	17							17	
09:30	12	9	0	0	21	21:30	7	3	0	0	10							10	
09:45	9	51	14	57	23	21:45	4	37	10	28	14							65	
10:00	12	11	0	0	23	22:00	6	6	0	0	12							12	
10:15	6	17	0	0	23	22:15	2	5	0	0	7							7	
10:30	14	7	0	0	21	22:30	1	8	0	0	9							9	
10:45	7	39	18	53	25	22:45	3	12	3	22	6							34	
11:00	9	16	0	0	25	23:00	2	2	0	0	4							4	
11:15	23	16	0	0	39	23:15	2	2	0	0	4							4	
11:30	19	17	0	0	36	23:30	2	1	0	0	3							3	
11:45	20	71	14	63	34	23:45	1	7	7	12	8							19	
TOTALS	467	373	0	0	840	TOTALS	716	722	0	0	1438								
SPLIT %	55.6%	44.4%			36.9%	SPLIT %	49.8%	50.2%			63.1%								
<b>DAILY TOTALS</b>										NB		SB		EB		WB		Total	
										1,183		1,095		0		0		2,278	
AM Peak Hour	07:15	07:15			07:15	PM Peak Hour	17:30	17:45			17:30							17:30	
AM Pk Volume	175	111			286	PM Pk Volume	102	103			199							199	
Pk Hr Factor	0.810	0.603			0.761	Pk Hr Factor	0.823	0.805			0.905							0.905	
7 - 9 Volume	256	157	0	0	413	4 - 6 Volume	176	174	0	0	350							350	
7 - 9 Peak Hour	07:15	07:15			07:15	4 - 6 Peak Hour	17:00	17:00			17:00							17:00	
7 - 9 Pk Volume	175	111	0	0	286	4 - 6 Pk Volume	90	93	0	0	183							183	
Pk Hr Factor	0.810	0.603	0.000	0.000	0.761	Pk Hr Factor	0.726	0.969	0.000	0.000	0.832							0.832	



East Bound														
Time	< 15	15 - 19	20 - 24	25 - 29	30 - 34	35 - 39	40 - 44	45 - 49	50 - 54	55 - 59	60 - 64	65 - 69	70 +	Total
00:00 AM	0	0	1	1	1	0	0	0	0	0	0	0	0	3
00:15	0	0	0	0	0	0	0	0	0	0	0	0	0	0
00:30	0	0	0	1	1	0	0	0	0	0	0	0	0	2
00:45	0	0	2	1	0	0	0	0	0	0	0	0	0	3
01:00	0	0	0	0	0	0	0	0	0	0	0	0	0	0
01:15	0	0	0	0	0	0	0	0	0	0	0	0	0	0
01:30	1	0	0	0	0	0	0	0	0	0	0	0	0	1
01:45	0	0	0	0	0	0	0	0	0	0	0	0	0	0
02:00	0	0	0	0	0	0	0	0	0	0	0	0	0	0
02:15	0	0	0	0	0	0	0	0	0	0	0	0	0	0
02:30	0	0	0	0	0	0	0	0	0	0	0	0	0	0
02:45	0	0	0	0	0	0	0	0	0	0	0	0	0	0
03:00	0	0	0	0	0	0	0	0	0	0	0	0	0	0
03:15	0	0	0	0	0	0	0	0	0	0	0	0	0	0
03:30	0	0	1	0	0	0	0	0	0	0	0	0	0	1
03:45	0	0	0	0	0	0	0	0	0	0	0	0	0	0
04:00	0	0	0	0	0	0	0	0	0	0	0	0	0	0
04:15	0	0	0	0	0	0	0	0	0	0	0	0	0	0
04:30	0	0	0	1	0	0	0	0	0	0	0	0	0	1
04:45	0	0	0	2	0	0	0	0	0	0	0	0	0	2
05:00	0	1	0	0	0	0	0	0	0	0	0	0	0	1
05:15	0	2	0	0	0	0	0	0	0	0	0	0	0	2
05:30	0	0	0	0	0	0	0	0	0	0	0	0	0	0
05:45	0	1	0	1	0	0	0	0	0	0	0	0	0	2
06:00	0	0	0	1	0	0	0	0	0	0	0	0	0	1
06:15	0	1	1	2	0	0	0	0	0	0	0	0	0	4
06:30	0	1	1	2	0	1	1	0	0	0	0	0	0	5
06:45	0	0	5	2	1	0	0	0	0	0	0	0	0	8
07:00	0	2	1	3	5	0	0	0	0	0	0	0	0	11
07:15	0	1	1	8	5	2	1	0	0	0	0	0	0	18
07:30	2	2	6	8	7	1	0	0	0	0	0	0	0	26
07:45	0	2	5	4	6	1	0	0	0	0	0	0	0	18
08:00	1	1	5	1	4	0	0	0	0	0	0	0	0	12
08:15	5	8	5	0	1	0	0	0	0	0	0	0	0	19
08:30	0	4	3	4	2	1	0	0	0	0	0	0	0	14
08:45	1	1	4	3	5	0	0	0	0	0	0	0	0	14
09:00	0	5	5	5	4	0	0	0	0	0	0	0	0	19
09:15	2	2	4	5	2	0	0	0	0	0	0	0	0	16
09:30	0	1	4	4	2	0	0	0	0	0	0	0	0	11
09:45	3	4	6	2	1	0	0	0	0	0	0	0	0	16
10:00	0	9	1	1	5	0	0	0	0	0	0	0	0	16
10:15	0	2	1	8	3	0	0	0	0	0	0	0	0	14
10:30	0	2	7	3	2	0	0	0	0	0	0	0	0	14
10:45	0	4	4	5	1	0	0	0	0	0	0	0	0	14
11:00	0	3	7	6	0	0	0	0	0	0	0	0	0	16
11:15	0	2	7	5	2	1	0	0	0	0	0	0	0	17
11:30	0	2	3	7	2	1	0	0	0	0	0	0	0	15
11:45	0	3	8	10	4	0	1	0	0	0	0	0	0	26
12:00 PM	0	2	5	9	5	2	0	0	0	0	0	0	0	23
12:15	0	2	5	6	5	2	0	0	0	0	0	0	0	20
12:30	0	2	7	1	1	1	0	0	0	0	0	0	0	13
12:45	0	2	4	3	4	2	0	0	0	0	0	0	0	15
13:00	0	2	7	8	4	2	0	0	0	0	0	0	0	23
13:15	0	2	6	9	11	0	0	0	0	0	0	0	0	28
13:30	0	4	5	6	1	3	0	0	0	0	0	0	0	19
13:45	0	2	5	10	11	2	0	0	0	0	0	0	0	30
14:00	0	2	10	5	4	1	0	0	0	0	0	0	0	22
14:15	0	3	13	3	3	0	0	0	0	0	0	0	0	22
14:30	0	4	9	8	4	1	0	0	0	0	0	0	0	26
14:45	1	5	5	7	1	0	0	0	0	0	0	0	0	19
15:00	2	5	12	8	9	3	0	0	0	0	0	0	0	40
15:15	0	2	16	9	6	1	0	0	0	0	0	0	0	34
15:30	0	0	11	14	10	1	0	0	0	0	0	0	0	36
15:45	0	2	9	14	7	1	0	0	0	0	0	0	0	33
16:00	1	8	5	4	5	1	1	0	0	0	0	0	0	25
16:15	1	3	9	7	11	5	0	0	0	0	0	0	0	36
16:30	0	1	7	5	4	1	0	0	0	0	0	0	0	18
16:45	0	2	15	14	7	0	0	0	0	0	0	0	0	38
17:00	0	5	14	14	8	1	0	0	0	0	0	0	0	42
17:15	0	4	12	10	7	0	0	0	0	0	0	0	0	39
17:30	4	6	15	6	3	1	0	0	0	0	0	0	0	35
17:45	0	3	12	13	7	1	0	0	0	0	0	0	0	36
18:00	1	7	8	10	3	1	0	0	0	0	0	0	0	30
18:15	0	9	10	11	12	0	0	0	0	0	0	0	0	42
18:30	0	2	9	6	0	0	0	0	0	0	0	0	0	17
18:45	0	3	6	9	5	0	0	0	0	0	0	0	0	23
19:00	1	4	10	7	4	1	0	0	0	0	0	0	0	27
19:15	1	5	4	13	3	1	0	0	0	0	0	0	0	27
19:30	0	2	9	9	3	0	0	0	0	0	0	0	0	23
19:45	1	5	4	7	3	0	0	0	0	0	0	0	0	20
20:00	1	2	6	13	2	0	0	0	0	0	0	0	0	24
20:15	1	4	7	7	3	2	0	0	0	0	0	0	0	24
20:30	0	5	4	11	3	0	0	0	0	0	0	0	0	19
20:45	0	5	5	3	2	1	0	0	0	0	0	0	0	16
21:00	0	1	2	2	2	1	1	0	0	0	0	0	0	9
21:15	0	4	7	4	2	0	0	0	0	0	0	0	0	17
21:30	0	1	2	0	1	0	0	0	0	0	0	0	0	4
21:45	1	2	2	5	2	1	0	0	0	0	0	0	0	18
22:00	0	4	2	3	2	0	0	0	0	0	0	0	0	11
22:15	0	0	3	2	1	1	1	0	0	0	0	0	0	8
22:30	0	1	4	2	3	0	0	0	0	0	0	0	0	10
22:45	0	1	0	3	2	0	0	0	0	0	0	0	0	6
23:00	0	1	1	2	3	0	0	0	0	0	0	0	0	7
23:15	0	1	1	0	0	0	0	0	0	0	0	0	0	3
23:30	0	1	1	0	0	0	0	0	0	0	0	0	0	2
23:45	0	1	0	0	1	0	0	0	0	0	0	0	0	2
<b>Totals</b>	<b>31</b>	<b>207</b>	<b>420</b>	<b>424</b>	<b>266</b>	<b>48</b>	<b>5</b>	<b>1</b>						<b>1403</b>
% of Totals	2%	15%	30%	30%	19%	3%	0%	0%						100%

AM Volumes		15	66	100	100	66	8	2	0	0	0	0	0	363	
% AM		1%	5%	7%	8%	5%	1%	0%						26%	
AM Peak Hour	07:30 - 08:15	10:30	11:30	07:00	11:30	06:30								11:30	
Volume		8	18	25	32	23	5	1						81	
PM Volumes		16	141	320	318	200	41	3	1	0	0	0	0	1040	
% PM		1%	10%	23%	23%	14%	3%	0%	0%					74%	
PM Peak Hour	17:15 - 17:30	16:45	15:00	15:30	15:30	14:15								16:45	
Volume		5	25	45	33	8	1	1						143	
Directional Peak Periods		AM 7-9				NOON 12-2				PM 4-6				Off Peak Volumes	
All Classes		Volume				Volume				Volume				Volume	
		132				171				263				837	
		9%				12%				19%				60%	

Street Name	Direction	Percentiles					
		15th	50th	Average	85th	95th	ADT
Stonebridge Pkwy	East Bound	19	26	26	32	35	1403
Stonebridge Pkwy	West Bound	20	24	24	29	30	581

West Bound														
Time	< 15	15 - 19	20 - 24	25 - 29	30 - 34	35 - 39	40 - 44	45 - 49	50 - 54	55 - 59	60 - 64	65 - 69	70 +	Total
00:00 AM	0	0	0	0	0	0	0	0	0	0	0	0	0	0
00:15	0	0	0	0	0	0	0	0	0	0	0	0	0	0
00:30	0	0	0	0	0	0	0	0	0	0	0	0	0	0
00:45	0	0	0	0	0	0	0	0	0	0	0	0	0	0
01:00	0	1	0	0	0	0	0	0	0	0	0	0	0	1
01:15	0	0	1	0	0	0	0	0	0	0	0	0	0	1
01:30	0	0	0	0	0	0	0	0	0	0	0	0	0	0
01:45	0	0	0	0	0	0	0	0	0	0	0	0	0	0
02:00	0	0	0	0	0	0	0	0	0	0	0	0	0	0
02:15	0	0	0	0	0	0	0	0	0	0	0	0	0	0
02:30	0	0	0	0	0	0	0	0	0	0	0	0	0	0
02:45	0	0	0	0	0	0	0	0	0	0	0	0	0	0
03:00	0	0	0	0	0	0	0	0	0	0	0	0	0	0
03:15	0	0	0	0	0	0	0	0	0	0	0	0	0	0
03:30	0	0	1	0	0	0	0	0	0	0	0	0	0	1
03:45	0	0	0	0	0	0	0	0	0	0	0	0	0	0
04:00	0	0	0	0	0	0	0	0	0	0	0	0	0	0
04:15	0	0	0	0	0	0	0	0	0	0	0	0	0	0
04:30	0	0	0	0	0	0	0	0	0	0	0	0	0	0
04:45	0	0	0	0	0	0	0	0	0	0	0	0	0	0
05:00	0	0	2	0	0	0	0	0	0	0	0	0	0	2
05:15	0	0	0	0	1	0	0	0	0	0	0	0	0	1
05:30	0	0	1	0	0	0	0	0	0	0	0	0	0	1
05:45	0	0	2	0	0	0	0	0	0	0	0	0	0	2
06:00	0	0	1	1	0	0	0	0	0	0	0	0	0	2
06:15	1	0	2	1	1	0	0	0	0	0	0	0	0	5
06:30	1	1	2	3	0	0	0	0	0	0	0	0	0	7
06:45	0	0	4	4	0	0	0	0	0	0	0	0	0	8
07:00	1	1	3	6	0	0	0	0	0	0	0	0	0	11
07:15	0	0	1	8	0	0	0	0	0	0	0	0	0	9
07:30	1	3	8	6	0	0	0	0	0	0	0	0	0	18
07:45	0	1	9	8	2	0	0	0	0	0	0	0	0	20
08:00	0	1	3	13	1	0	0	0	0	0	0	0	0	18
08:15	2	3	2	2	0	0	0	0	0	0	0	0	0	9
08:30	2	1	3	4	0	0	0	0	0	0	0	0	0	10
08:45	1	1	6	5	1	0	0	0	0	0	0	0	0	14
09:00	0	0	8	4	0	0	0	0	0	0	0	0	0	12
09:15	1	1	3	2	1	0	0	0	0	0	0	0	0	8
09:30	0	0	2	0	0	0	0	0	0	0	0	0	0	2
09:45	0	1	3	5	1	0	0	0	0	0	0	0	0	10
10:00	0	2	3	4	0	0	0	0	0	0	0	0	0	9
10:15	2	3	5	1	0	0	0	0	0	0	0	0	0	11
10:30	0	3	5	2	1	0	0	0	0	0	0	0	0	11
10:45	0	2	3	3	0	0	0	0	0	0	0	0	0	8
11:00	0	1	0	1	0	0	0	0	0	0	0	0	0	2
11:15	0	1	5	5	0	0	0	0	0	0	0	0	0	11
11:30	0	2	3	0	2	0	0	0	0	0	0	0	0	7
11:45	1	4	6	5	2	0	0	0	0	0	0	0	0	18
12:00 PM	0	1	2	1	0	0	0	0	0	0	0	0	0	4
12:15	0	0	1	5	0	0	0	0	0	0	0	0	0	6
12:30	1	1	3	5	0	0	0	0	0	0	0	0	0	10
12:45	0	2	4	2	0	0	0	0	0	0	0	0	0	8
13:00	1	1	3	2	0	0	0	0	0	0	0	0	0	7
13:15	1	1	3	2	0	0	0	0	0	0	0	0	0	7
13:30	0	1	5	1	0	0	0	0	0	0	0	0	0	7
13:45	0	0	5	4	1	0	0	0	0	0	0	0	0	10
14:00	0	0	3	8	0	0	0	0	0	0	0	0	0	11
14:15	0	2	4	12	0	0	0	0	0	0	0	0	0	18
14:30	0	0	3	5	0	0	0	0	0	0	0	0	0	8
14:45	0	0	3	3	0	0	0	0	0	0	0	0	0	6
15:00	0	0	0	5	4	0	0	0	0	0	0	0	0	9
15:15	0	2	3	5	1	0	0	0	0	0	0	0	0	11
15:30	0	1	4	1	1	0	0	0	0	0	0	0	0	7
15:45	0	0	4	3	0	0	0	0	0	0	0	0	0	7
16:00	0	0	5	1	1	0	0	0	0	0	0	0	0	7
16:15	0	2	3	3	2	0	0	0	0	0	0	0	0	10
16:30	0	0	3	8	0	0	0	0	0	0	0	0	0	11
16:45	0	0	3	3	0	0	0	0	0	0	0	0	0	6
17:00	1	1	1	4	1	0	0	0	0	0	0	0	0	8
17:15	0	1	5	9	1	0	0	0	0	0	0	0	0	16
17:30	0	0	5	3	0	0	0	0	0	0	0	0	0	8
17:45	0	0	6	6	3	1	0	0	0	0	0	0	0	16
18:00	0	2	6	7	0	0	0	0	0	0	0	0	0	15
18:15	0	1	1	3	0	0	0	0	0	0	0	0	0	5
18:30	0	2	6	2	1	0	0	0	0	0	0	0	0	11
18:45	0	3	3	2	0	0	0	0	0	0	0	0	0	8
19:00	0	3	4	4	3	2	0	0	0	0	0	0	0	13
19:15	0	1	2	4	1	0	0	0	0	0	0	0	0	8
19:30	0	2	2	2	0	0	0	0	0	0	0	0	0	6
19:45	0	2	2	6	1	0	0	0	0	0	0	0	0	11
20:00	0	2	2	3	0	0	0	0	0	0	0	0	0	7
20:15	0	2	2	2	0	0	0	0	0	0	0	0	0	6
20:30	0	1	2	2	1	0	0	0	0	0	0	0	0	6
20:45	0	0	0	3	1	0	0	0	0	0	0	0	0	4
21:00	1	0	2	1	0	0	0	0	0	0	0	0	0	4
21:15	0	1	1	2	0	0	0	0	0	0	0	0	0	4
21:30	0	0	2	0	0	0	0	0	0	0	0	0	0	2
21:45	0	0	1	0	0	0	0	0	0	0	0	0	0	1
22:00	0	0	0	1	0	0	0	0	0	0	0	0	0	1
22:15	0	0	0	1	1	0	0	0	0	0	0	0	0	2
22:30	0	0	0	1	0	0	0	0	0	0	0	0	0	1
22:45	0	0	0	1	1	0	0	0	0	0	0	0	0	2
23:00	0	0	1	0	0	0	0	0	0	0	0	0	0	1
23:15	0	0	0	0	0	0	0	0	0	0	0	0	0	0
23:30	0	1	0	0	0	0	0	0	0	0	0	0	0	1
23:45	0	0	1	0	1	0	0	0	0	0	0	0	0	2
<b>Totals</b>	<b>18</b>	<b>72</b>	<b>223</b>	<b>237</b>	<b>31</b>									<b>581</b>
% of Totals	3%	12%	38%	41%	5%									100%

<b>AM Volumes</b>	13	33	97	94	12	0	0	0	0	0	0	0	0	249
% AM	2%	6%	17%	16%	2%									43%
<b>AM Peak Hour</b>	08:00	10:00	07:30	07:15	11:00									07:15
Volume	5	10	22	31	4									63
<b>PM Volumes</b>	5	39	120	143	19	0	0	0	0	0	0	0	0	332
% PM	1%	7%	22%	25%	3%									57%
<b>PM Peak Hour</b>	12:30	18:15	17:15	13:45	15:30									17:15
Volume	3	9	22	29	4									49

<b>Directional Peak Periods</b>		<b>AM 7-9</b>		<b>NOON 12-2</b>		<b>PM 4-6</b>		<b>Off Peak Volumes</b>	
All Classes	Volume	%	Volume	%	Volume	%	Volume	%	
	109	19%	59	10%	76	13%	337	58%	

Street Name	Direction	Percentiles					
		15th	50th	Average	85th	95th	ADT
Stonebridge Pkwy	East Bound	19	26	26	32	35	1403
Stonebridge Pkwy	West Bound	20	24	24	29	30	581

**Summary**

Time	< 15	15 - 19	20 - 24	25 - 29	30 - 34	35 - 39	40 - 44	45 - 49	50 - 54	55 - 59	60 - 64	65 - 69	70 +	Total
00:00 AM	0	0	1	1	1	0	0	0	0	0	0	0	0	3
00:15	0	0	0	0	0	0	0	0	0	0	0	0	0	0
00:30	0	0	0	1	1	0	0	0	0	0	0	0	0	2
00:45	0	0	2	1	0	0	0	0	0	0	0	0	0	3
01:00	0	1	1	0	0	0	0	0	0	0	0	0	0	2
01:15	0	0	1	0	0	0	0	0	0	0	0	0	0	1
01:30	1	0	0	0	0	0	0	0	0	0	0	0	0	1
01:45	0	0	0	0	0	0	0	0	0	0	0	0	0	0
02:00	0	0	0	0	0	0	0	0	0	0	0	0	0	0
02:15	0	0	0	0	0	0	0	0	0	0	0	0	0	0
02:30	0	0	0	0	0	0	0	0	0	0	0	0	0	0
02:45	0	0	0	0	0	0	0	0	0	0	0	0	0	0
03:00	0	0	0	0	0	0	0	0	0	0	0	0	0	0
03:15	0	0	0	0	0	0	0	0	0	0	0	0	0	0
03:30	0	0	2	0	0	0	0	0	0	0	0	0	0	2
03:45	0	0	0	0	0	0	0	0	0	0	0	0	0	0
04:00	0	0	0	0	0	0	0	0	0	0	0	0	0	0
04:15	0	0	0	0	0	0	0	0	0	0	0	0	0	0
04:30	0	0	0	1	0	0	0	0	0	0	0	0	0	1
04:45	0	0	0	2	0	0	0	0	0	0	0	0	0	2
05:00	0	1	2	0	0	0	0	0	0	0	0	0	0	3
05:15	0	2	0	1	0	0	0	0	0	0	0	0	0	3
05:30	0	0	1	0	0	0	0	0	0	0	0	0	0	1
05:45	0	1	2	1	0	0	0	0	0	0	0	0	0	4
06:00	0	0	1	2	0	0	0	0	0	0	0	0	0	3
06:15	1	1	3	3	1	0	0	0	0	0	0	0	0	9
06:30	1	2	3	5	0	1	0	0	0	0	0	0	0	12
06:45	0	0	9	6	1	0	0	0	0	0	0	0	0	16
07:00	1	3	4	9	5	0	0	0	0	0	0	0	0	22
07:15	0	1	2	16	5	2	1	0	0	0	0	0	0	27
07:30	3	5	14	14	7	1	0	0	0	0	0	0	0	44
07:45	0	3	14	12	8	1	0	0	0	0	0	0	0	38
08:00	1	2	8	14	5	0	0	0	0	0	0	0	0	28
08:15	7	11	7	2	1	0	0	0	0	0	0	0	0	28
08:30	2	5	6	8	2	1	0	0	0	0	0	0	0	24
08:45	2	2	10	8	6	0	0	0	0	0	0	0	0	28
09:00	0	5	13	9	4	0	0	0	0	0	0	0	0	31
09:15	3	3	8	7	3	0	0	0	0	0	0	0	0	24
09:30	0	1	6	4	2	0	0	0	0	0	0	0	0	13
09:45	3	5	9	7	2	0	0	0	0	0	0	0	0	26
10:00	0	11	4	5	5	0	0	0	0	0	0	0	0	25
10:15	2	5	6	9	3	0	0	0	0	0	0	0	0	25
10:30	0	5	12	5	3	0	0	0	0	0	0	0	0	25
10:45	0	6	7	8	1	0	0	0	0	0	0	0	0	22
11:00	0	4	7	7	0	0	0	0	0	0	0	0	0	18
11:15	0	3	12	10	2	1	0	0	0	0	0	0	0	28
11:30	0	4	6	7	4	1	0	0	0	0	0	0	0	22
11:45	1	7	14	15	6	0	1	0	0	0	0	0	0	44
12:00 PM	0	3	7	10	5	2	0	0	0	0	0	0	0	27
12:15	0	2	5	11	5	2	0	0	0	0	0	0	0	26
12:30	1	3	5	12	1	1	0	0	0	0	0	0	0	23
12:45	0	4	8	5	4	2	0	0	0	0	0	0	0	23
13:00	1	3	10	10	4	2	0	0	0	0	0	0	0	30
13:15	1	3	9	11	11	0	0	0	0	0	0	0	0	35
13:30	0	5	10	7	3	0	0	0	0	0	0	0	0	26
13:45	0	2	10	14	12	2	0	0	0	0	0	0	0	40
14:00	0	2	13	13	4	1	0	0	0	0	0	0	0	33
14:15	0	5	17	15	3	0	0	0	0	0	0	0	0	40
14:30	0	4	12	13	4	1	0	0	0	0	0	0	0	34
14:45	1	5	8	10	1	0	0	0	0	0	0	0	0	25
15:00	2	5	17	12	9	3	0	1	0	0	0	0	0	48
15:15	0	4	19	14	7	1	0	0	0	0	0	0	0	45
15:30	0	1	15	15	11	1	0	0	0	0	0	0	0	43
15:45	0	2	13	17	7	1	0	0	0	0	0	0	0	40
16:00	1	8	10	5	6	1	1	0	0	0	0	0	0	32
16:15	1	5	13	10	13	5	0	0	0	0	0	0	0	46
16:30	0	1	10	13	4	1	0	0	0	0	0	0	0	29
16:45	0	2	18	17	7	0	0	0	0	0	0	0	0	44
17:00	1	6	15	18	9	1	0	0	0	0	0	0	0	50
17:15	0	5	17	19	8	0	0	0	0	0	0	0	0	49
17:30	4	6	20	9	3	1	0	0	0	0	0	0	0	43
17:45	0	3	18	16	8	1	0	0	0	0	0	0	0	46
18:00	1	9	14	17	3	1	0	0	0	0	0	0	0	45
18:15	0	10	11	14	12	0	0	0	0	0	0	0	0	47
18:30	0	4	15	8	1	0	0	0	0	0	0	0	0	28
18:45	0	6	9	11	5	0	0	0	0	0	0	0	0	31
19:00	1	7	14	10	6	1	0	0	0	0	0	0	0	38
19:15	1	6	6	17	4	1	0	0	0	0	0	0	0	35
19:30	0	4	11	11	3	0	0	0	0	0	0	0	0	29
19:45	1	7	6	13	4	0	0	0	0	0	0	0	0	31
20:00	1	4	8	16	2	0	0	0	0	0	0	0	0	31
20:15	1	6	9	9	3	2	0	0	0	0	0	0	0	30
20:30	0	2	6	5	3	4	0	0	0	0	0	0	0	16
20:45	0	5	5	6	3	1	0	0	0	0	0	0	0	20
21:00	1	1	4	3	2	1	1	0	0	0	0	0	0	13
21:15	0	5	8	6	2	0	0	0	0	0	0	0	0	21
21:30	0	1	4	0	1	0	0	0	0	0	0	0	0	6
21:45	1	2	3	5	2	1	0	0	0	0	0	0	0	14
22:00	0	4	2	4	2	0	0	0	0	0	0	0	0	12
22:15	0	0	3	3	2	1	1	0	0	0	0	0	0	10
22:30	0	1	4	3	3	0	0	0	0	0	0	0	0	11
22:45	0	1	0	4	3	0	0	0	0	0	0	0	0	8
23:00	0	1	2	2	3	0	0	0	0	0	0	0	0	8
23:15	0	1	1	0	0	0	0	0	0	0	0	0	0	3
23:30	0	2	1	0	0	0	0	0	0	0	0	0	0	3
23:45	0	1	1	0	2	0	0	0	0	0	0	0	0	4
<b>Totals</b>	<b>45</b>	<b>278</b>	<b>643</b>	<b>661</b>	<b>297</b>	<b>48</b>	<b>5</b>	<b>1</b>						<b>1984</b>
% of Totals	2%	14%	32%	33%	15%	2%	0%	0%						100%

AM Volumes	28	99	197	200	78	8	2	0	0	0	0	0	0	632	
% AM	1%	5%	10%	10%	4%	0%	0%	0%	0%	0%	0%	0%	0%	31%	
AM Peak Hour	08:00	10:00	07:30	07:15	07:00	11:30	06:30							07:30	
Volume	12	27	43	51	25	5	1							143	
PM Volumes	21	180	440	461	219	41	3	1	0	0	0	0	0	1372	
% PM	1%	9%	22%	23%	11%	2%	0%	0%	0%	0%	0%	0%	0%	69%	
PM Peak Hour	16:45	18:00	16:45	16:30	15:30	15:15	14:15							17:00	
Volume	5	29	70	67	37	8	1							188	
Directional Peak Periods		AM 7-9				NOON 12-2			PM 4-6			Off Peak Volumes			
All Classes	Volume	% 12%				Volume	% 12%			Volume	% 17%		Volume	% 59%	
	241	← →				230	← →			339	← →		1174	← →	

Street Name	Direction	15th	50th	Average	85th	95th	ADT
Stonebridge Pkwy	Summary	19	25	25	31	34	1984

# SPEED

## Stonebridge Pkwy E/O Sands Way

Day: Tuesday  
Date: 5/16/2023

City: Hollywood  
Project #: FL23\_140259\_039e

### East Bound

Time	< 15	15 - 19	20 - 24	25 - 29	30 - 34	35 - 39	40 - 44	45 - 49	50 - 54	55 - 59	60 - 64	65 - 69	70 +	Total
00:00 AM	0	0	3	3	2	0	0	0	0	0	0	0	0	8
01:00	1	0	1	0	0	0	0	0	0	0	0	0	0	2
02:00	0	0	0	0	0	0	0	0	0	0	0	0	0	0
03:00	0	0	1	0	0	0	0	0	0	0	0	0	0	1
04:00	0	0	0	3	0	0	0	0	0	0	0	0	0	3
05:00	0	4	0	1	0	0	0	0	0	0	0	0	0	5
06:00	0	2	7	7	1	1	0	0	0	0	0	0	0	18
07:00	2	7	13	23	23	4	1	0	0	0	0	0	0	73
08:00	7	14	17	8	12	1	0	0	0	0	0	0	0	59
09:00	5	12	20	16	9	0	0	0	0	0	0	0	0	62
10:00	0	17	13	17	11	0	0	0	0	0	0	0	0	58
11:00	0	10	25	28	8	2	1	0	0	0	0	0	0	74
12:00 PM	0	8	16	25	15	7	0	0	0	0	0	0	0	71
13:00	0	10	23	33	27	7	0	0	0	0	0	0	0	100
14:00	1	14	37	23	12	2	0	0	0	0	0	0	0	89
15:00	2	9	48	45	32	6	0	1	0	0	0	0	0	143
16:00	2	14	36	30	27	7	1	0	0	0	0	0	0	117
17:00	4	18	53	43	25	3	0	0	0	0	0	0	0	146
18:00	1	21	33	36	20	1	0	0	0	0	0	0	0	112
19:00	3	16	27	36	13	2	0	0	0	0	0	0	0	97
20:00	2	13	22	24	10	3	0	0	0	0	0	0	0	74
21:00	1	8	13	11	7	2	1	0	0	0	0	0	0	43
22:00	0	6	9	10	8	1	1	0	0	0	0	0	0	35
23:00	0	4	3	2	4	0	0	0	0	0	0	0	0	13
<b>Totals</b>	<b>31</b>	<b>207</b>	<b>420</b>	<b>424</b>	<b>266</b>	<b>49</b>	<b>5</b>	<b>1</b>						<b>1403</b>
<b>% of Totals</b>	<b>2%</b>	<b>15%</b>	<b>30%</b>	<b>30%</b>	<b>19%</b>	<b>3%</b>	<b>0%</b>	<b>0%</b>						<b>100%</b>

<b>AM Volumes</b>	15	66	100	106	66	8	2	0	0	0	0	0	0	363
<b>% AM</b>	1%	5%	7%	8%	5%	1%	0%							26%
<b>AM Peak Hour</b>	08:00	10:00	11:00	11:00	07:00	07:00	07:00							11:00
<b>Volume</b>	7	17	25	28	23	4	1							74
<b>PM Volumes</b>	16	141	320	318	200	41	3	1	0	0	0	0	0	1040
<b>% PM</b>	1%	10%	23%	23%	14%	3%	0%	0%						74%
<b>PM Peak Hour</b>	17:00	18:00	17:00	15:00	15:00	12:00	16:00	15:00						17:00
<b>Volume</b>	4	21	53	45	32	7	1	1						146

Directional Peak Periods All Speeds	AM 7-9		NOON 12-2		PM 4-6		Off Peak Volumes	
	Volume	%	Volume	%	Volume	%	Volume	%
	132	↔ 9%	171	↔ 12%	263	↔ 19%	837	↔ 60%

Street Name	Direction	Percentiles					ADT
		15th	50th	Average	85th	95th	
Stonebridge Pkwy	East Bound	19	26	26	32	35	1403
Stonebridge Pkwy	West Bound	20	24	24	29	30	581



# SPEED

## Stonebridge Pkwy E/O Sands Way

Day: Tuesday  
Date: 5/16/2023

City: Hollywood  
Project #: FL23\_140259\_039w

### West Bound

Time	< 15	15 - 19	20 - 24	25 - 29	30 - 34	35 - 39	40 - 44	45 - 49	50 - 54	55 - 59	60 - 64	65 - 69	70 +	Total
00:00 AM	0	0	0	0	0	0	0	0	0	0	0	0	0	0
01:00	0	1	1	0	0	0	0	0	0	0	0	0	0	2
02:00	0	0	0	0	0	0	0	0	0	0	0	0	0	0
03:00	0	0	1	0	0	0	0	0	0	0	0	0	0	1
04:00	0	0	0	0	0	0	0	0	0	0	0	0	0	0
05:00	0	0	5	1	0	0	0	0	0	0	0	0	0	6
06:00	2	1	9	9	1	0	0	0	0	0	0	0	0	22
07:00	2	5	21	28	2	0	0	0	0	0	0	0	0	58
08:00	5	6	14	24	2	0	0	0	0	0	0	0	0	51
09:00	1	2	16	11	2	0	0	0	0	0	0	0	0	32
10:00	2	10	16	10	1	0	0	0	0	0	0	0	0	39
11:00	1	8	14	11	4	0	0	0	0	0	0	0	0	38
12:00 PM	1	4	10	13	0	0	0	0	0	0	0	0	0	28
13:00	2	3	16	9	1	0	0	0	0	0	0	0	0	31
14:00	0	2	13	28	0	0	0	0	0	0	0	0	0	43
15:00	0	3	16	13	2	0	0	0	0	0	0	0	0	34
16:00	0	2	14	15	3	0	0	0	0	0	0	0	0	34
17:00	1	2	17	19	3	0	0	0	0	0	0	0	0	42
18:00	0	8	16	14	1	0	0	0	0	0	0	0	0	39
19:00	0	8	10	15	4	0	0	0	0	0	0	0	0	37
20:00	0	5	6	10	2	0	0	0	0	0	0	0	0	23
21:00	1	1	6	3	0	0	0	0	0	0	0	0	0	11
22:00	0	0	0	4	2	0	0	0	0	0	0	0	0	6
23:00	0	1	2	0	1	0	0	0	0	0	0	0	0	4
<b>Totals</b>	<b>18</b>	<b>72</b>	<b>223</b>	<b>237</b>	<b>31</b>									<b>581</b>
<b>% of Totals</b>	<b>3%</b>	<b>12%</b>	<b>38%</b>	<b>41%</b>	<b>5%</b>									<b>100%</b>

<b>AM Volumes</b>	13	33	97	94	12	0	0	0	0	0	0	0	0	249
<b>% AM</b>	2%	6%	17%	16%	2%									43%
<b>AM Peak Hour</b>	08:00	10:00	07:00	07:00	11:00									07:00
<b>Volume</b>	5	10	21	28	4									58
<b>PM Volumes</b>	5	39	126	143	19	0	0	0	0	0	0	0	0	332
<b>% PM</b>	1%	7%	22%	25%	3%									57%
<b>PM Peak Hour</b>	13:00	18:00	17:00	14:00	19:00									14:00
<b>Volume</b>	2	8	17	28	4									43

Directional Peak Periods All Speeds	AM 7-9		NOON 12-2		PM 4-6		Off Peak Volumes	
	Volume	%	Volume	%	Volume	%	Volume	%
	109	↔ 19%	59	↔ 10%	76	↔ 13%	337	↔ 58%

Street Name	Direction	Percentiles					ADT
		15th	50th	Average	85th	95th	
Stonebridge Pkwy	East Bound	19	26	26	32	35	1403
Stonebridge Pkwy	West Bound	20	24	24	29	30	581

# SPEED

## Stonebridge Pkwy E/O Sands Way

Day: Tuesday  
Date: 5/16/2023

City: Hollywood  
Project #: FL23\_140259\_039

### Summary

Time	< 15	15 - 19	20 - 24	25 - 29	30 - 34	35 - 39	40 - 44	45 - 49	50 - 54	55 - 59	60 - 64	65 - 69	70 +	Total
00:00 AM	0	0	3	3	2	0	0	0	0	0	0	0	0	8
01:00	1	1	2	0	0	0	0	0	0	0	0	0	0	4
02:00	0	0	0	0	0	0	0	0	0	0	0	0	0	0
03:00	0	0	2	0	0	0	0	0	0	0	0	0	0	2
04:00	0	0	0	3	0	0	0	0	0	0	0	0	0	3
05:00	0	4	5	2	0	0	0	0	0	0	0	0	0	11
06:00	2	3	16	16	2	1	0	0	0	0	0	0	0	40
07:00	4	12	34	51	25	4	1	0	0	0	0	0	0	131
08:00	12	20	31	32	14	1	0	0	0	0	0	0	0	110
09:00	6	14	36	27	11	0	0	0	0	0	0	0	0	94
10:00	2	27	29	27	12	0	0	0	0	0	0	0	0	97
11:00	1	18	39	39	12	2	1	0	0	0	0	0	0	112
12:00 PM	1	12	26	38	15	7	0	0	0	0	0	0	0	99
13:00	2	13	39	42	28	7	0	0	0	0	0	0	0	131
14:00	1	16	50	51	12	2	0	0	0	0	0	0	0	132
15:00	2	12	64	58	34	6	0	1	0	0	0	0	0	177
16:00	2	16	50	45	30	7	1	0	0	0	0	0	0	151
17:00	5	20	70	62	28	3	0	0	0	0	0	0	0	188
18:00	1	29	49	50	21	1	0	0	0	0	0	0	0	151
19:00	3	24	37	51	17	2	0	0	0	0	0	0	0	134
20:00	2	18	28	34	12	3	0	0	0	0	0	0	0	97
21:00	2	9	19	14	7	2	1	0	0	0	0	0	0	54
22:00	0	6	9	14	10	1	1	0	0	0	0	0	0	41
23:00	0	5	5	2	5	0	0	0	0	0	0	0	0	17
<b>Totals</b>	<b>49</b>	<b>279</b>	<b>643</b>	<b>661</b>	<b>297</b>	<b>49</b>	<b>5</b>	<b>1</b>						<b>1984</b>
<b>% of Totals</b>	<b>2%</b>	<b>14%</b>	<b>32%</b>	<b>33%</b>	<b>15%</b>	<b>2%</b>	<b>0%</b>	<b>0%</b>						<b>100%</b>

<b>AM Volumes</b>	28	99	197	200	78	8	2	0	0	0	0	0	0	612
<b>% AM</b>	1%	5%	10%	10%	4%	0%	0%							31%
<b>AM Peak Hour</b>	08:00	10:00	11:00	07:00	07:00	07:00	07:00							07:00
<b>Volume</b>	12	27	39	51	25	4	1							131
<b>PM Volumes</b>	21	180	446	461	219	41	3	1	0	0	0	0	0	1372
<b>% PM</b>	1%	9%	22%	23%	11%	2%	0%	0%						69%
<b>PM Peak Hour</b>	17:00	18:00	17:00	17:00	15:00	12:00	16:00	15:00						17:00
<b>Volume</b>	5	29	70	62	34	7	1	1						188

Directional Peak Periods All Speeds	AM 7-9		NOON 12-2		PM 4-6		Off Peak Volumes	
	Volume	%	Volume	%	Volume	%	Volume	%
	241	↔ 12%	230	↔ 12%	339	↔ 17%	1174	↔ 59%

Street Name	Direction	Percentiles					ADT
		15th	50th	Average	85th	95th	
Stonebridge Pkwy	Summary	19	25	25	31	34	1984

**VOLUME**

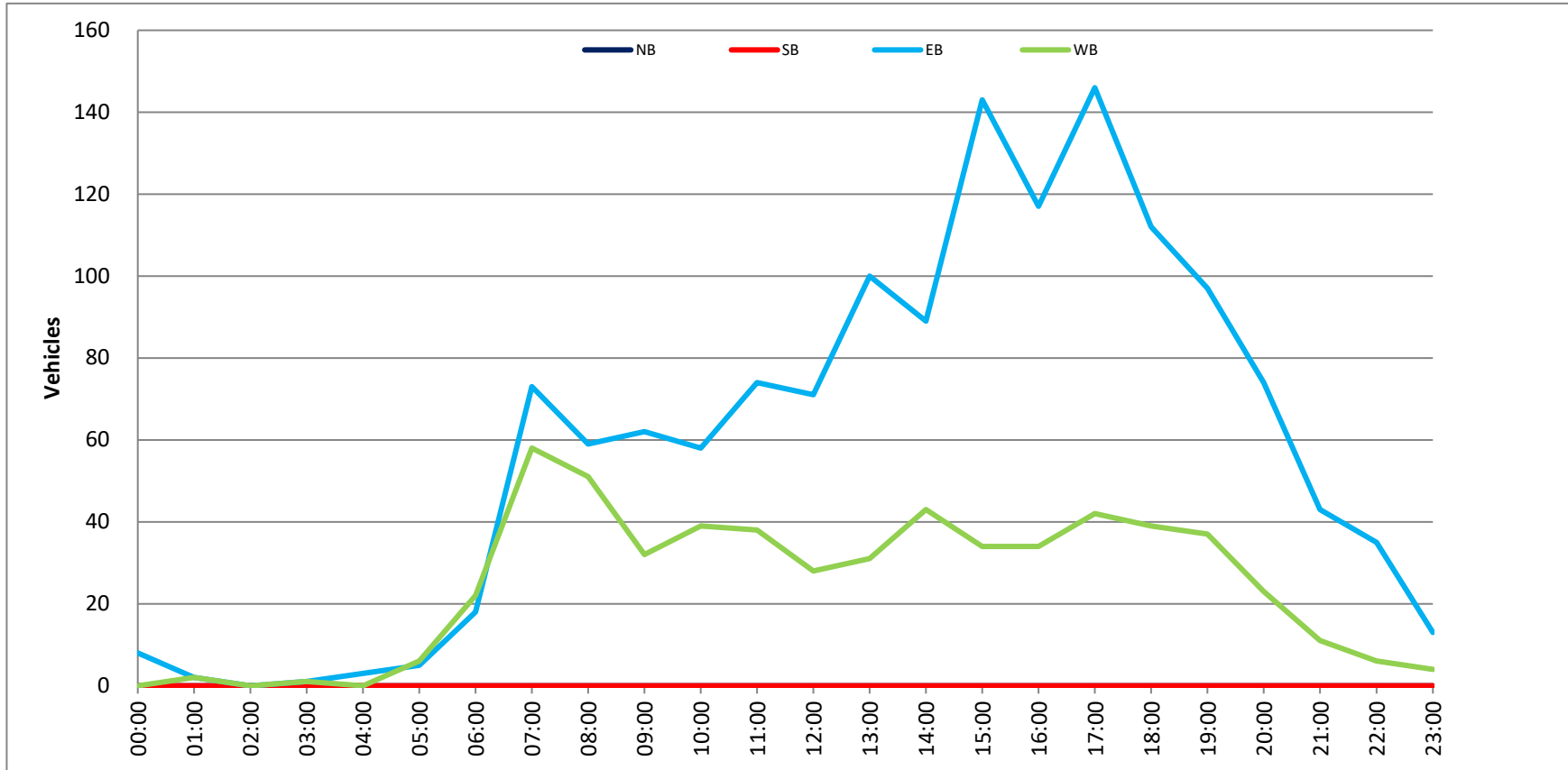
Stonebridge Pkwy E/O Sands Way

Day: Tuesday  
Date: 5/16/2023

City: Hollywood  
Project #: FL23\_140259\_039

DAILY TOTALS				NB	SB	EB				WB				Total	
				0	0	1,403				581				1,984	
AM Period	NB	SB	EB	WB	TOTAL	PMI Period	NB	SB	EB	WB	TOTAL				
00:00	0	0	3	0	3	12:00	0	0	23	4	27				
00:15	0	0	0	0	0	12:15	0	0	20	6	26				
00:30	0	0	2	0	2	12:30	0	0	13	10	23				
00:45	0	0	3	8	11	12:45	0	0	15	7	22				
01:00	0	0	1	1	2	13:00	0	0	23	7	30				
01:15	0	0	0	1	1	13:15	0	0	28	7	35				
01:30	0	0	1	0	1	13:30	0	0	19	7	26				
01:45	0	0	0	2	2	13:45	0	0	30	10	40				
02:00	0	0	0	0	0	14:00	0	0	22	11	33				
02:15	0	0	0	0	0	14:15	0	0	22	18	40				
02:30	0	0	0	0	0	14:30	0	0	26	8	34				
02:45	0	0	0	0	0	14:45	0	0	19	6	25				
03:00	0	0	0	0	0	15:00	0	0	40	9	49				
03:15	0	0	0	0	0	15:15	0	0	34	11	45				
03:30	0	0	1	1	2	15:30	0	0	36	7	43				
03:45	0	0	1	1	2	15:45	0	0	33	7	40				
04:00	0	0	0	0	0	16:00	0	0	25	7	32				
04:15	0	0	0	0	0	16:15	0	0	36	10	46				
04:30	0	0	1	0	1	16:30	0	0	18	11	29				
04:45	0	0	2	3	5	16:45	0	0	38	6	44				
05:00	0	0	1	2	3	17:00	0	0	42	8	50				
05:15	0	0	2	1	3	17:15	0	0	33	16	49				
05:30	0	0	0	1	1	17:30	0	0	35	8	43				
05:45	0	0	2	2	4	17:45	0	0	36	10	46				
06:00	0	0	1	2	3	18:00	0	0	30	15	45				
06:15	0	0	4	5	9	18:15	0	0	42	5	47				
06:30	0	0	5	7	12	18:30	0	0	17	11	28				
06:45	0	0	8	8	16	18:45	0	0	23	8	31				
07:00	0	0	11	11	22	19:00	0	0	27	12	39				
07:15	0	0	18	9	27	19:15	0	0	27	8	35				
07:30	0	0	26	18	44	19:30	0	0	23	6	29				
07:45	0	0	18	20	38	19:45	0	0	20	11	31				
08:00	0	0	12	18	30	20:00	0	0	24	7	31				
08:15	0	0	19	9	28	20:15	0	0	24	6	30				
08:30	0	0	14	10	24	20:30	0	0	10	6	16				
08:45	0	0	14	14	28	20:45	0	0	16	4	20				
09:00	0	0	19	12	31	21:00	0	0	9	4	13				
09:15	0	0	16	8	24	21:15	0	0	17	4	21				
09:30	0	0	11	2	13	21:30	0	0	4	2	6				
09:45	0	0	16	10	26	21:45	0	0	13	1	14				
10:00	0	0	16	9	25	22:00	0	0	11	1	12				
10:15	0	0	14	11	25	22:15	0	0	8	2	10				
10:30	0	0	14	11	25	22:30	0	0	10	1	11				
10:45	0	0	14	8	22	22:45	0	0	6	2	8				
11:00	0	0	16	2	18	23:00	0	0	7	1	8				
11:15	0	0	17	11	28	23:15	0	0	2	0	2				
11:30	0	0	15	7	22	23:30	0	0	2	1	3				
11:45	0	0	26	18	44	23:45	0	0	2	2	4				
TOTALS			363	249	612	TOTALS			1040	332	1372				
SPLIT %			59.3%	40.7%	30.8%	SPLIT %			75.8%	24.2%	69.2%				
DAILY TOTALS						DAILY TOTALS						Total			
						NB	SB	EB				WB		1,984	
						0	0	1,403				581			

AM Peak Hour	11:30	07:15	07:30	PMI Peak Hour	16:45	17:15	17:00
AM Pk Volume	84	65	140	PMI Pk Volume	148	49	188
Pk Hr Factor	0.808	0.813	0.795	Pk Hr Factor	0.881	0.766	0.940
7 - 9 Volume	0	0	241	4 - 6 Volume	0	0	339
7 - 9 Peak Hour	07:30	07:15	07:30	4 - 6 Peak Hour	16:45	17:00	17:00
7 - 9 Pk Volume	0	0	140	4 - 6 Pk Volume	148	42	188
Pk Hr Factor	0.795	0.813	0.795	Pk Hr Factor	0.881	0.556	0.940



Day: Wednesday  
 Date: 5/17/2023

Stonebridge Pkwy E/O Sands Way

City: Hollywood  
 Project #: FL23\_140259\_039e

East Bound														
Time	< 15	15 - 19	20 - 24	25 - 29	30 - 34	35 - 39	40 - 44	45 - 49	50 - 54	55 - 59	60 - 64	65 - 69	70 +	Total
00:00 AM	0	0	1	1	1	0	0	0	0	0	0	0	0	3
00:15	0	1	1	1	1	0	0	0	0	0	0	0	0	3
00:30	0	0	0	0	0	1	0	0	0	0	0	0	0	1
00:45	0	0	0	0	0	0	0	0	0	0	0	0	0	0
01:00	0	0	0	0	0	0	1	0	0	0	0	0	0	1
01:15	0	1	0	1	0	0	0	0	0	0	0	0	0	2
01:30	1	0	1	0	0	0	0	0	0	0	0	0	0	2
01:45	0	0	0	0	0	0	0	0	0	0	0	0	0	0
02:00	0	0	1	0	0	0	0	0	0	0	0	0	0	1
02:15	0	1	0	0	1	0	0	0	0	0	0	0	0	2
02:30	0	0	0	0	1	0	0	0	0	0	0	0	0	1
02:45	0	1	1	0	1	0	0	0	0	0	0	0	0	3
03:00	0	0	0	0	0	0	0	0	0	0	0	0	0	0
03:15	0	0	0	0	0	0	0	0	0	0	0	0	0	0
03:30	0	0	0	0	0	0	0	0	0	0	0	0	0	0
03:45	0	1	0	0	1	0	0	0	0	0	0	0	0	2
04:00	0	0	0	0	0	0	0	0	0	0	0	0	0	0
04:15	0	1	0	0	0	0	0	0	0	0	0	0	0	1
04:30	0	0	0	0	0	0	0	0	0	0	0	0	0	0
04:45	1	0	0	1	0	0	0	0	0	0	0	0	0	2
05:00	0	1	0	0	0	1	0	0	0	0	0	0	0	2
05:15	0	3	0	0	0	0	0	0	0	0	0	0	0	3
05:30	0	0	1	0	0	0	0	0	0	0	0	0	0	1
05:45	0	0	0	0	0	0	0	0	0	0	0	0	0	0
06:00	0	1	1	1	0	0	0	0	0	0	0	0	0	3
06:15	0	0	1	0	0	0	0	0	0	0	0	0	0	1
06:30	0	0	1	0	1	0	1	0	0	0	0	0	0	3
06:45	2	0	2	2	1	1	0	0	0	0	0	0	0	7
07:00	0	4	0	4	2	1	0	0	0	0	0	0	0	11
07:15	1	1	3	10	7	2	0	0	0	0	0	0	0	24
07:30	1	3	3	4	4	0	0	0	0	0	0	0	0	15
07:45	1	2	4	11	6	1	0	0	0	0	0	0	0	25
08:00	0	1	5	5	0	2	0	0	0	0	0	0	0	13
08:15	1	9	3	3	4	0	0	0	0	0	0	0	0	20
08:30	0	2	1	5	4	0	0	0	0	0	0	0	0	12
08:45	1	3	2	5	4	0	0	0	0	0	0	0	0	15
09:00	1	2	7	9	7	3	0	0	0	0	0	0	0	29
09:15	0	4	2	2	0	0	0	0	0	0	0	0	0	10
09:30	1	4	8	6	1	1	0	0	0	0	0	0	0	21
09:45	1	1	3	3	2	1	0	0	0	0	0	0	0	11
10:00	0	3	5	5	6	2	1	0	0	0	0	0	0	22
10:15	1	7	5	1	4	0	0	0	0	0	0	0	0	18
10:30	0	3	0	2	6	0	0	0	0	0	0	0	0	11
10:45	0	1	4	6	0	1	0	0	0	0	0	0	0	12
11:00	0	0	8	1	2	1	0	0	0	0	0	0	0	12
11:15	0	1	7	3	0	0	0	0	0	0	0	0	0	11
11:30	0	3	5	6	2	0	0	0	0	0	0	0	0	16
11:45	0	1	5	4	1	0	0	0	0	0	0	0	0	15
12:00 PM	0	3	6	10	3	1	1	0	0	0	0	0	0	24
12:15	0	7	5	5	2	2	0	0	0	0	0	0	0	21
12:30	1	2	3	8	7	0	0	0	0	0	0	0	0	21
12:45	0	0	7	1	4	0	0	0	0	0	0	0	0	12
13:00	0	0	6	10	1	2	0	0	0	0	0	0	0	19
13:15	1	3	6	8	4	0	0	0	0	0	0	0	0	22
13:30	0	4	11	7	4	2	0	0	0	0	0	0	0	28
13:45	1	2	8	8	10	0	0	0	0	0	0	0	0	29
14:00	0	7	10	5	3	0	0	0	0	0	0	0	0	25
14:15	2	6	9	7	2	0	0	0	0	0	0	0	0	26
14:30	1	1	9	5	3	2	0	0	0	0	0	0	0	21
14:45	0	2	6	2	5	0	0	0	0	0	0	0	0	15
15:00	0	5	14	10	3	0	0	0	0	0	0	0	0	32
15:15	0	5	5	16	3	0	0	0	0	0	0	0	0	29
15:30	0	5	17	12	5	0	0	0	0	0	0	0	0	39
15:45	0	1	8	5	9	1	0	0	0	0	0	0	0	24
16:00	0	3	7	9	2	0	0	0	0	0	0	0	0	21
16:15	0	1	7	10	7	4	0	0	0	0	0	0	0	28
16:30	0	3	14	10	3	0	0	0	0	0	0	0	0	30
16:45	0	6	14	16	6	1	0	0	0	0	0	0	0	43
17:00	1	7	14	7	4	3	0	0	0	0	0	0	0	36
17:15	3	6	8	17	3	0	0	0	0	0	0	0	0	37
17:30	1	3	13	8	10	1	0	0	0	0	0	0	0	36
17:45	2	5	13	15	5	1	0	0	0	0	0	0	0	41
18:00	1	6	8	13	2	2	0	0	0	0	0	0	0	32
18:15	1	5	3	9	6	1	0	0	0	0	0	0	0	25
18:30	1	4	5	9	2	1	0	0	0	0	0	0	0	22
18:45	0	2	13	9	5	0	0	0	0	0	0	0	0	29
19:00	2	2	7	7	5	0	0	0	0	0	0	0	0	23
19:15	0	6	8	10	2	1	0	0	0	0	0	0	0	27
19:30	2	4	7	6	5	0	0	0	0	0	0	0	0	24
19:45	0	2	10	11	3	0	0	0	0	0	0	0	0	26
20:00	0	2	4	7	6	0	0	0	0	0	0	0	0	19
20:15	0	4	6	5	2	2	0	0	0	0	0	0	0	19
20:30	0	4	16	7	2	0	0	0	0	0	0	0	0	28
20:45	0	6	11	9	2	1	0	0	0	0	0	0	0	29
21:00	1	1	8	7	0	0	1	0	0	0	0	0	0	18
21:15	0	1	6	3	0	0	0	0	0	0	0	0	0	10
21:30	0	3	4	4	1	0	1	0	0	0	0	0	0	13
21:45	0	3	9	2	1	0	0	0	0	0	0	0	0	16
22:00	0	1	1	1	3	0	0	0	0	0	0	0	0	6
22:15	0	1	0	2	1	0	0	0	0	0	0	0	0	4
22:30	0	2	0	2	0	0	0	0	0	0	0	0	0	4
22:45	0	0	2	2	1	0	0	0	0	0	0	0	0	5
23:00	0	4	1	3	0	0	0	0	0	0	0	0	0	8
23:15	0	1	0	1	1	0	0	0	0	0	0	0	0	3
23:30	0	0	0	1	1	0	0	0	0	0	0	0	0	2
23:45	1	0	1	1	0	0	0	0	0	0	0	0	0	3
<b>Totals</b>	<b>35</b>	<b>215</b>	<b>440</b>	<b>441</b>	<b>232</b>	<b>48</b>	<b>4</b>							<b>1416</b>
<b>% of Totals</b>	<b>2%</b>	<b>15%</b>	<b>31%</b>	<b>31%</b>	<b>16%</b>	<b>3%</b>	<b>0%</b>							<b>100%</b>

AM Volumes		13	66	90	99	72	20	1	0	0	0	0	0	361	
% AM		1%	5%	6%	7%	5%	1%	0%						25%	
AM Peak Hour		06:45	08:15	11:00	07:15	07:00	07:15	09:15						11:45	
Volume		4	16	23	31	33	5	1						81	
PM Volumes		22	149	350	342	160	29	3	0	0	0	0	0	1050	
% PM		2%	11%	25%	24%	11%	2%	0%						75%	
PM Peak Hour		17:00	16:30	16:30	17:45	15:30	16:15	20:45						16:45	
Volume		7	22	50	53	23	8	2						95	
Directional Peak Periods		AM 7-9				NOON 12-2				PM 4-6				Off Peak Volumes	
All Classes		Volume				Volume				Volume				Volume	
		135				176				273				832	
		10%				12%				19%				59%	

Street Name	Direction	Percentiles					
		15th	50th	Average	85th	95th	ADT
Stonebridge Pkwy	East Bound	19	25	25	32	35	1416
Stonebridge Pkwy	West Bound	20	25	24	29	32	548

West Bound														
Time	< 15	15 - 19	20 - 24	25 - 29	30 - 34	35 - 39	40 - 44	45 - 49	50 - 54	55 - 59	60 - 64	65 - 69	70 +	Total
00:00 AM	0	0	0	0	0	0	0	0	0	0	0	0	0	0
00:15	0	0	0	0	0	0	0	0	0	0	0	0	0	0
00:30	0	0	0	0	0	0	0	0	0	0	0	0	0	0
00:45	0	1	0	0	1	0	0	0	0	0	0	0	0	2
01:00	0	0	0	0	0	0	0	0	0	0	0	0	0	0
01:15	0	0	0	0	0	0	0	0	0	0	0	0	0	0
01:30	0	0	0	0	0	0	0	0	0	0	0	0	0	0
01:45	0	0	0	0	0	0	0	0	0	0	0	0	0	0
02:00	0	0	0	0	0	0	0	0	0	0	0	0	0	0
02:15	0	0	0	0	0	0	0	0	0	0	0	0	0	0
02:30	0	0	0	0	0	0	0	0	0	0	0	0	0	0
02:45	0	0	1	0	0	0	0	0	0	0	0	0	0	1
03:00	0	0	0	0	0	0	0	0	0	0	0	0	0	0
03:15	0	0	0	0	0	0	0	0	0	0	0	0	0	0
03:30	0	0	0	0	0	0	0	0	0	0	0	0	0	0
03:45	0	0	1	0	0	0	0	0	0	0	0	0	0	1
04:00	0	0	0	0	0	0	0	0	0	0	0	0	0	0
04:15	0	0	1	0	0	0	0	0	0	0	0	0	0	1
04:30	0	0	0	0	0	0	0	0	0	0	0	0	0	0
04:45	0	0	0	0	0	0	0	0	0	0	0	0	0	0
05:00	0	0	0	1	0	0	0	0	0	0	0	0	0	1
05:15	0	0	0	0	0	0	0	0	0	0	0	0	0	0
05:30	1	0	1	0	0	0	0	0	0	0	0	0	0	2
05:45	0	1	1	0	0	0	0	0	0	0	0	0	0	2
06:00	0	0	4	0	0	0	0	0	0	0	0	0	0	4
06:15	1	1	2	0	1	0	0	0	0	0	0	0	0	5
06:30	2	0	1	2	0	0	0	0	0	0	0	0	0	5
06:45	1	0	1	2	1	0	0	0	0	0	0	0	0	5
07:00	0	0	3	4	1	0	0	0	0	0	0	0	0	8
07:15	0	1	3	2	4	0	0	0	0	0	0	0	0	10
07:30	0	0	4	9	0	0	0	0	0	0	0	0	0	13
07:45	1	1	8	10	0	0	0	0	0	0	0	0	0	20
08:00	0	0	3	8	4	0	0	0	0	0	0	0	0	15
08:15	0	2	5	1	2	0	0	0	0	0	0	0	0	10
08:30	0	1	5	9	2	0	0	0	0	0	0	0	0	17
08:45	1	0	5	4	2	0	0	0	0	0	0	0	0	12
09:00	0	0	2	6	0	0	0	0	0	0	0	0	0	8
09:15	1	1	3	5	0	0	0	0	0	0	0	0	0	10
09:30	0	1	2	0	1	0	0	0	0	0	0	0	0	4
09:45	0	0	1	2	0	0	0	0	0	0	0	0	0	3
10:00	1	2	2	1	0	0	0	0	0	0	0	0	0	6
10:15	2	0	1	0	1	0	0	0	0	0	0	0	0	4
10:30	0	3	4	2	0	0	0	0	0	0	0	0	0	9
10:45	0	1	1	2	1	0	0	0	0	0	0	0	0	5
11:00	0	2	2	6	0	0	0	0	0	0	0	0	0	10
11:15	0	1	4	1	0	0	0	0	0	0	0	0	0	6
11:30	1	0	2	3	1	0	0	0	0	0	0	0	0	7
11:45	0	0	6	5	2	0	0	0	0	0	0	0	0	13
12:00 PM	0	1	2	4	1	0	0	0	0	0	0	0	0	8
12:15	0	1	2	4	0	0	0	0	0	0	0	0	0	7
12:30	0	1	2	3	0	0	0	0	0	0	0	0	0	6
12:45	0	1	7	3	0	0	0	0	0	0	0	0	0	11
13:00	1	0	2	2	0	0	0	0	0	0	0	0	0	5
13:15	0	0	5	2	0	0	0	0	0	0	0	0	0	7
13:30	0	0	5	4	1	0	0	0	0	0	0	0	0	10
13:45	0	0	7	2	2	0	0	0	0	0	0	0	0	11
14:00	0	0	7	8	0	0	0	0	0	0	0	0	0	15
14:15	0	0	7	5	0	0	0	0	0	0	0	0	0	12
14:30	0	1	4	3	1	0	0	0	0	0	0	0	0	9
14:45	1	2	5	3	0	0	0	0	0	0	0	0	0	11
15:00	0	1	4	6	0	0	0	0	0	0	0	0	0	11
15:15	0	0	4	0	2	1	0	0	0	0	0	0	0	7
15:30	0	1	4	1	1	0	0	0	0	0	0	0	0	7
15:45	1	1	8	1	0	0	0	0	0	0	0	0	0	11
16:00	0	1	4	3	0	0	0	0	0	0	0	0	0	8
16:15	0	2	4	6	0	0	0	0	0	0	0	0	0	12
16:30	0	1	4	6	1	0	0	0	0	0	0	0	0	12
16:45	0	1	4	3	1	0	0	0	0	0	0	0	0	9
17:00	0	4	4	4	1	0	0	0	0	0	0	0	0	13
17:15	0	1	5	6	0	0	0	0	0	0	0	0	0	12
17:30	0	0	0	4	0	0	0	0	0	0	0	0	0	4
17:45	0	1	5	4	3	0	0	0	0	0	0	0	0	13
18:00	0	0	2	1	1	0	0	0	0	0	0	0	0	4
18:15	0	1	3	7	0	0	0	0	0	0	0	0	0	11
18:30	0	0	0	2	0	0	0	0	0	0	0	0	0	2
18:45	0	1	5	6	0	0	0	0	0	0	0	0	0	12
19:00	0	2	0	0	1	1	0	0	0	0	0	0	0	4
19:15	0	3	0	1	1	0	0	0	0	0	0	0	0	7
19:30	0	3	3	1	0	0	0	0	0	0	0	0	0	7
19:45	0	0	4	6	3	0	0	0	0	0	0	0	0	13
20:00	1	2	0	6	0	0	0	0	0	0	0	0	0	9
20:15	0	1	3	0	1	0	0	0	0	0	0	0	0	5
20:30	0	1	0	0	0	0	0	0	0	0	0	0	0	13
20:45	0	1	2	1	0	0	0	0	0	0	0	0	0	4
21:00	0	0	1	0	0	0	0	0	0	0	0	0	0	1
21:15	0	0	1	0	0	0	0	0	0	0	0	0	0	1
21:30	0	0	2	3	0	0	0	0	0	0	0	0	0	5
21:45	0	0	3	1	0	0	0	0	0	0	0	0	0	4
22:00	0	0	0	0	2	0	0	0	0	0	0	0	0	2
22:15	0	0	0	1	0	0	0	0	0	0	0	0	0	1
22:30	0	0	0	1	0	0	0	0	0	0	0	0	0	1
22:45	0	0	1	0	1	0	0	0	0	0	0	0	0	2
23:00	0	0	0	1	0	0	0	0	0	0	0	0	0	1
23:15	0	0	0	0	1	0	0	0	0	0	0	0	0	1
23:30	0	0	0	1	0	0	0	0	0	0	0	0	0	1
23:45	0	0	0	0	0	0	0	0	0	0	0	0	0	0
<b>Totals</b>	<b>18</b>	<b>55</b>	<b>213</b>	<b>213</b>	<b>48</b>	<b>1</b>								<b>548</b>
<b>% of Totals</b>	<b>3%</b>	<b>10%</b>	<b>39%</b>	<b>39%</b>	<b>8%</b>	<b>0%</b>								<b>100%</b>

<b>AM Volumes</b>	12	19	80	86	23	0	0	0	0	0	0	0	0	220
<b>% AM</b>	2%	3%	15%	16%	4%	0%	0%	0%	0%	0%	0%	0%	0%	40%
<b>AM Peak Hour</b>	06:00	10:30	07:45	07:15	08:00									07:45
<b>Volume</b>	4	7	21	23	10									62
<b>PM Volumes</b>	6	36	133	127	25	1	0	0	0	0	0	0	0	328
<b>% PM</b>	1%	7%	24%	23%	5%	0%	0%	0%	0%	0%	0%	0%	0%	60%
<b>PM Peak Hour</b>	19:15	18:45	13:30	13:45	19:00	14:30								13:45
<b>Volume</b>	3	9	26	19	5	1								48
<b>Directional Peak Periods</b>	<b>AM 7-9</b>			<b>NOON 12-2</b>			<b>PM 4-6</b>			<b>Off Peak Volumes</b>				
<b>All Classes</b>	Volume	% 19%		Volume	% 12%		Volume	% 15%		Volume	% 54%			
	105	← →		65	← →		83	← →		295	← →			

Street Name	Direction	Percentiles					
		15th	50th	Average	85th	95th	ADT
Stonebridge Pkwy	East Bound	19	25	25	32	35	1416
Stonebridge Pkwy	West Bound	20	25	24	29	32	548

Summary

Time	< 15	15 - 19	20 - 24	25 - 29	30 - 34	35 - 39	40 - 44	45 - 49	50 - 54	55 - 59	60 - 64	65 - 69	70 +	Total
00:00 AM	0	0	1	1	1	0	0	0	0	0	0	0	0	3
00:15	0	1	1	1	0	0	0	0	0	0	0	0	0	3
00:30	0	0	0	0	0	1	0	0	0	0	0	0	0	1
00:45	0	1	0	1	0	0	0	0	0	0	0	0	0	2
01:00	0	0	3	11	6	0	1	0	0	0	0	0	0	23
01:15	0	1	0	1	0	0	0	0	0	0	0	0	0	2
01:30	1	0	0	1	0	0	0	0	0	0	0	0	0	2
01:45	0	0	0	0	0	0	0	0	0	0	0	0	0	0
02:00	0	0	1	0	0	0	0	0	0	0	0	0	0	1
02:15	0	1	0	0	1	0	0	0	0	0	0	0	0	2
02:30	0	0	0	0	0	1	0	0	0	0	0	0	0	1
02:45	0	1	2	0	1	0	0	0	0	0	0	0	0	4
03:00	0	0	0	0	0	0	0	0	0	0	0	0	0	0
03:15	0	0	0	0	0	0	0	0	0	0	0	0	0	0
03:30	0	0	0	0	0	0	0	0	0	0	0	0	0	0
03:45	0	1	11	11	0	0	0	0	0	0	0	0	0	23
04:00	0	0	0	0	0	0	0	0	0	0	0	0	0	0
04:15	0	1	1	0	0	0	0	0	0	0	0	0	0	2
04:30	0	0	0	0	0	0	0	0	0	0	0	0	0	0
04:45	1	0	0	1	0	0	0	0	0	0	0	0	0	2
05:00	0	1	0	1	0	1	0	0	0	0	0	0	0	3
05:15	0	3	0	0	0	0	0	0	0	0	0	0	0	3
05:30	1	0	2	0	0	0	0	0	0	0	0	0	0	3
05:45	0	1	1	0	0	0	0	0	0	0	0	0	0	2
06:00	0	1	5	1	0	0	0	0	0	0	0	0	0	7
06:15	1	1	3	0	1	0	0	0	0	0	0	0	0	6
06:30	2	0	3	0	2	1	0	0	0	0	0	0	0	8
06:45	3	0	3	4	2	0	0	0	0	0	0	0	0	12
07:00	0	4	3	8	3	1	0	0	0	0	0	0	0	19
07:15	1	2	6	12	11	2	0	0	0	0	0	0	0	34
07:30	1	3	7	13	4	0	0	0	0	0	0	0	0	28
07:45	2	3	12	21	6	1	0	0	0	0	0	0	0	45
08:00	0	1	8	13	4	2	0	0	0	0	0	0	0	28
08:15	1	11	8	4	6	0	0	0	0	0	0	0	0	30
08:30	0	3	6	14	6	0	0	0	0	0	0	0	0	29
08:45	2	3	7	9	6	0	0	0	0	0	0	0	0	27
09:00	1	2	9	9	7	3	0	0	0	0	0	0	0	31
09:15	1	5	9	5	7	2	0	0	0	0	0	0	0	29
09:30	1	5	10	6	2	1	0	0	0	0	0	0	0	25
09:45	1	1	4	5	2	1	0	0	0	0	0	0	0	14
10:00	1	5	7	6	6	2	1	0	0	0	0	0	0	28
10:15	3	7	6	1	5	0	0	0	0	0	0	0	0	22
10:30	0	6	4	4	6	0	0	0	0	0	0	0	0	20
10:45	0	2	5	8	1	1	0	0	0	0	0	0	0	17
11:00	0	2	10	7	2	1	0	0	0	0	0	0	0	22
11:15	0	2	11	4	0	0	0	0	0	0	0	0	0	17
11:30	1	3	7	9	3	0	0	0	0	0	0	0	0	23
11:45	0	1	11	9	6	1	0	0	0	0	0	0	0	28
12:00 PM	0	4	8	14	6	1	1	1	0	0	0	0	0	31
12:15	0	8	7	9	2	2	0	0	0	0	0	0	0	28
12:30	1	3	5	11	7	0	0	0	0	0	0	0	0	27
12:45	0	1	14	4	4	0	0	0	0	0	0	0	0	23
13:00	1	0	8	12	1	2	0	0	0	0	0	0	0	24
13:15	1	3	11	10	4	0	0	0	0	0	0	0	0	29
13:30	0	4	16	11	5	2	0	0	0	0	0	0	0	38
13:45	1	2	15	10	12	0	0	0	0	0	0	0	0	40
14:00	0	7	17	13	3	0	0	0	0	0	0	0	0	40
14:15	2	6	16	12	2	0	0	0	0	0	0	0	0	38
14:30	1	2	13	8	4	2	0	0	0	0	0	0	0	30
14:45	1	4	11	5	5	0	0	0	0	0	0	0	0	26
15:00	0	6	18	16	3	0	0	0	0	0	0	0	0	43
15:15	0	5	9	16	5	1	0	0	0	0	0	0	0	36
15:30	0	6	21	13	6	0	0	0	0	0	0	0	0	46
15:45	1	2	16	6	9	1	0	0	0	0	0	0	0	35
16:00	0	4	11	12	2	0	0	0	0	0	0	0	0	29
16:15	0	3	11	16	7	4	0	0	0	0	0	0	0	41
16:30	0	4	18	16	4	0	0	0	0	0	0	0	0	42
16:45	0	7	18	19	7	1	0	0	0	0	0	0	0	52
17:00	1	11	18	11	5	3	0	0	0	0	0	0	0	49
17:15	3	7	13	23	3	0	0	0	0	0	0	0	0	49
17:30	1	3	13	12	10	1	0	0	0	0	0	0	0	40
17:45	2	6	18	19	8	1	0	0	0	0	0	0	0	54
18:00	1	6	10	14	3	2	0	0	0	0	0	0	0	36
18:15	1	6	6	16	6	1	0	0	0	0	0	0	0	36
18:30	1	4	5	11	2	1	0	0	0	0	0	0	0	24
18:45	0	3	18	15	5	0	0	0	0	0	0	0	0	41
19:00	2	9	7	6	0	0	0	0	0	0	0	0	0	29
19:15	2	9	8	11	3	1	0	0	0	0	0	0	0	34
19:30	2	7	10	7	5	0	0	0	0	0	0	0	0	31
19:45	0	2	14	17	6	0	0	0	0	0	0	0	0	39
20:00	1	4	4	13	6	0	0	0	0	0	0	0	0	28
20:15	0	5	9	5	3	2	0	0	0	0	0	0	0	24
20:30	0	3	16	8	2	0	0	0	0	0	0	0	0	30
20:45	0	7	13	10	2	1	0	0	0	0	0	0	0	33
21:00	1	1	9	7	0	0	1	0	0	0	0	0	0	19
21:15	0	1	7	3	0	0	0	0	0	0	0	0	0	11
21:30	0	3	6	7	1	0	1	0	0	0	0	0	0	18
21:45	0	3	10	2	1	0	0	0	0	0	0	0	0	17
22:00	0	1	1	1	5	0	0	0	0	0	0	0	0	8
22:15	0	1	0	3	1	0	0	0	0	0	0	0	0	5
22:30	0	2	0	3	0	0	0	0	0	0	0	0	0	5
22:45	0	0	3	2	2	0	0	0	0	0	0	0	0	7
23:00	0	4	1	4	0	0	0	0	0	0	0	0	0	9
23:15	0	1	0	1	2	0	0	0	0	0	0	0	0	4
23:30	0	0	0	2	1	0	0	0	0	0	0	0	0	3
23:45	1	0	1	1	0	0	0	0	0	0	0	0	0	3
<b>Totals</b>	<b>53</b>	<b>270</b>	<b>653</b>	<b>654</b>	<b>280</b>	<b>56</b>	<b>4</b>							<b>1964</b>
<b>% of Totals</b>	<b>3%</b>	<b>14%</b>	<b>33%</b>	<b>33%</b>	<b>14%</b>	<b>3%</b>	<b>0%</b>							<b>100%</b>
<b>AM Volumes</b>	25	83	170	183	99	20	1	0	0	0	0	0	0	581
<b>% AM</b>	1%	4%	9%	9%	5%	1%	0%							30%
<b>AM Peak Hour</b>	06:00	10:00	11:00	07:15	07:15	07:15	09:15							07:15
<b>Volume</b>	6	20	39	53	25	5	1							131
<b>PM Volumes</b>	28	183	483	469	185	30	3	0	0	0	0	0	0	1383
<b>% PM</b>	1%	9%	25%	24%	9%	2%	0%							70%
<b>PM Peak Hour</b>	17:00	16:30	16:30	16:30	17:30	16:15	20:45							16:30
<b>Volume</b>	7	29	67	69	27	8	2							193
<b>Directional Peak Periods</b>														
<b>All Classes</b>														
<b>Volume</b>	240					241			356				1127	
<b>%</b>	12%					12%			18%				57%	
<b>Percentiles</b>														
<b>Street Name</b>	<b>Direction</b>	<b>15th</b>	<b>50th</b>	<b>Average</b>	<b>85th</b>	<b>95th</b>	<b>ADT</b>							
Stonebridge Pkwy	Summary	19	25	25	31	34	1964							

# SPEED

## Stonebridge Pkwy E/O Sands Way

Day: Wednesday

Date: 5/17/2023

City: Hollywood

Project #: FL23\_140259\_039e

### East Bound

Time	< 15	15 - 19	20 - 24	25 - 29	30 - 34	35 - 39	40 - 44	45 - 49	50 - 54	55 - 59	60 - 64	65 - 69	70 +	Total
00:00 AM	0	1	2	2	1	1	0	0	0	0	0	0	0	7
01:00	1	1	0	2	0	1	0	0	0	0	0	0	0	5
02:00	0	2	2	1	2	0	0	0	0	0	0	0	0	7
03:00	0	1	0	1	0	0	0	0	0	0	0	0	0	2
04:00	1	1	0	1	0	0	0	0	0	0	0	0	0	3
05:00	0	4	1	0	0	1	0	0	0	0	0	0	0	6
06:00	2	1	5	3	2	1	0	0	0	0	0	0	0	14
07:00	3	10	10	29	19	4	0	0	0	0	0	0	0	75
08:00	2	15	11	18	12	2	0	0	0	0	0	0	0	60
09:00	3	11	20	14	12	5	0	0	0	0	0	0	0	65
10:00	1	14	14	14	16	3	1	0	0	0	0	0	0	63
11:00	0	5	25	14	8	2	0	0	0	0	0	0	0	54
12:00 PM	1	12	21	24	16	3	1	0	0	0	0	0	0	78
13:00	2	9	31	33	19	4	0	0	0	0	0	0	0	98
14:00	3	16	34	19	13	2	0	0	0	0	0	0	0	87
15:00	0	16	44	43	20	1	0	0	0	0	0	0	0	124
16:00	0	13	42	45	18	5	0	0	0	0	0	0	0	123
17:00	7	21	48	47	22	5	0	0	0	0	0	0	0	150
18:00	3	17	29	40	15	4	0	0	0	0	0	0	0	108
19:00	4	14	32	34	15	1	0	0	0	0	0	0	0	100
20:00	0	14	37	28	13	3	0	0	0	0	0	0	0	95
21:00	1	8	27	16	2	1	2	0	0	0	0	0	0	57
22:00	0	4	3	7	5	0	0	0	0	0	0	0	0	19
23:00	1	5	2	6	2	0	0	0	0	0	0	0	0	16
<b>Totals</b>	<b>35</b>	<b>215</b>	<b>440</b>	<b>441</b>	<b>232</b>	<b>49</b>	<b>4</b>							<b>1416</b>
<b>% of Totals</b>	<b>2%</b>	<b>15%</b>	<b>31%</b>	<b>31%</b>	<b>16%</b>	<b>3%</b>	<b>0%</b>							<b>100%</b>

<b>AM Volumes</b>	13	66	90	99	72	20	1	0	0	0	0	0	0	361
<b>% AM</b>	1%	5%	6%	7%	5%	1%	0%							25%
<b>AM Peak Hour</b>	07:00	08:00	11:00	07:00	07:00	09:00	10:00							07:00
<b>Volume</b>	3	15	25	29	19	5	1							75
<b>PM Volumes</b>	22	149	350	342	160	29	3	0	0	0	0	0	0	1055
<b>% PM</b>	2%	11%	25%	24%	11%	2%	0%							75%
<b>PM Peak Hour</b>	17:00	17:00	17:00	17:00	17:00	16:00	21:00							17:00
<b>Volume</b>	7	21	48	47	22	5	2							150

Directional Peak Periods All Speeds	AM 7-9		NOON 12-2		PM 4-6		Off Peak Volumes	
	Volume	%	Volume	%	Volume	%	Volume	%
	135	↔ 10%	176	↔ 12%	273	↔ 19%	832	↔ 59%

Street Name	Direction	Percentiles					ADT
		15th	50th	Average	85th	95th	
Stonebridge Pkwy	East Bound	19	25	25	32	35	1416
Stonebridge Pkwy	West Bound	20	25	24	29	32	548



# SPEED

## Stonebridge Pkwy E/O Sands Way

Day: Wednesday

Date: 5/17/2023

City: Hollywood

Project #: FL23\_140259\_039w

### West Bound

Time	< 15	15 - 19	20 - 24	25 - 29	30 - 34	35 - 39	40 - 44	45 - 49	50 - 54	55 - 59	60 - 64	65 - 69	70 +	Total
00:00 AM	0	1	0	1	0	0	0	0	0	0	0	0	0	2
01:00	0	0	1	0	0	0	0	0	0	0	0	0	0	1
02:00	0	0	1	0	0	0	0	0	0	0	0	0	0	1
03:00	0	0	1	0	0	0	0	0	0	0	0	0	0	1
04:00	0	0	1	0	0	0	0	0	0	0	0	0	0	1
05:00	1	1	2	1	0	0	0	0	0	0	0	0	0	5
06:00	4	1	8	4	2	0	0	0	0	0	0	0	0	19
07:00	1	2	18	25	5	0	0	0	0	0	0	0	0	51
08:00	1	3	18	22	10	0	0	0	0	0	0	0	0	54
09:00	1	2	8	13	1	0	0	0	0	0	0	0	0	25
10:00	3	6	8	5	2	0	0	0	0	0	0	0	0	24
11:00	1	3	14	15	3	0	0	0	0	0	0	0	0	36
12:00 PM	0	4	13	14	1	0	0	0	0	0	0	0	0	32
13:00	1	0	19	10	3	0	0	0	0	0	0	0	0	33
14:00	1	3	23	19	1	0	0	0	0	0	0	0	0	47
15:00	1	3	20	8	3	1	0	0	0	0	0	0	0	36
16:00	0	5	16	18	2	0	0	0	0	0	0	0	0	41
17:00	0	6	14	18	4	0	0	0	0	0	0	0	0	42
18:00	0	2	10	16	1	0	0	0	0	0	0	0	0	29
19:00	2	8	7	9	5	0	0	0	0	0	0	0	0	31
20:00	1	5	5	8	1	0	0	0	0	0	0	0	0	20
21:00	0	0	5	3	0	0	0	0	0	0	0	0	0	8
22:00	0	0	1	2	3	0	0	0	0	0	0	0	0	6
23:00	0	0	0	2	1	0	0	0	0	0	0	0	0	3
<b>Totals</b>	<b>18</b>	<b>55</b>	<b>213</b>	<b>213</b>	<b>48</b>	<b>1</b>								<b>548</b>
<b>% of Totals</b>	<b>3%</b>	<b>10%</b>	<b>39%</b>	<b>39%</b>	<b>9%</b>	<b>0%</b>								<b>100%</b>

<b>AM Volumes</b>	12	19	80	86	23	0	0	0	0	0	0	0	0	220
<b>% AM</b>	2%	3%	15%	16%	4%									40%
<b>AM Peak Hour</b>	06:00	10:00	07:00	07:00	08:00									08:00
<b>Volume</b>	4	6	18	25	10									54
<b>PM Volumes</b>	6	36	133	127	25	1	0	0	0	0	0	0	0	328
<b>% PM</b>	1%	7%	24%	23%	5%	0%								60%
<b>PM Peak Hour</b>	19:00	19:00	14:00	14:00	19:00	15:00								14:00
<b>Volume</b>	2	8	23	19	5	1								47

Directional Peak Periods All Speeds	AM 7-9		NOON 12-2		PM 4-6		Off Peak Volumes	
	Volume	%	Volume	%	Volume	%	Volume	%
	105	↔ 19%	65	↔ 12%	83	↔ 15%	295	↔ 54%

Street Name	Direction	Percentiles					ADT
		15th	50th	Average	85th	95th	
Stonebridge Pkwy	East Bound	19	25	25	32	35	1416
Stonebridge Pkwy	West Bound	20	25	24	29	32	548

# SPEED

## Stonebridge Pkwy E/O Sands Way

Day: Wednesday

Date: 5/17/2023

City: Hollywood

Project #: FL23\_140259\_039

### Summary

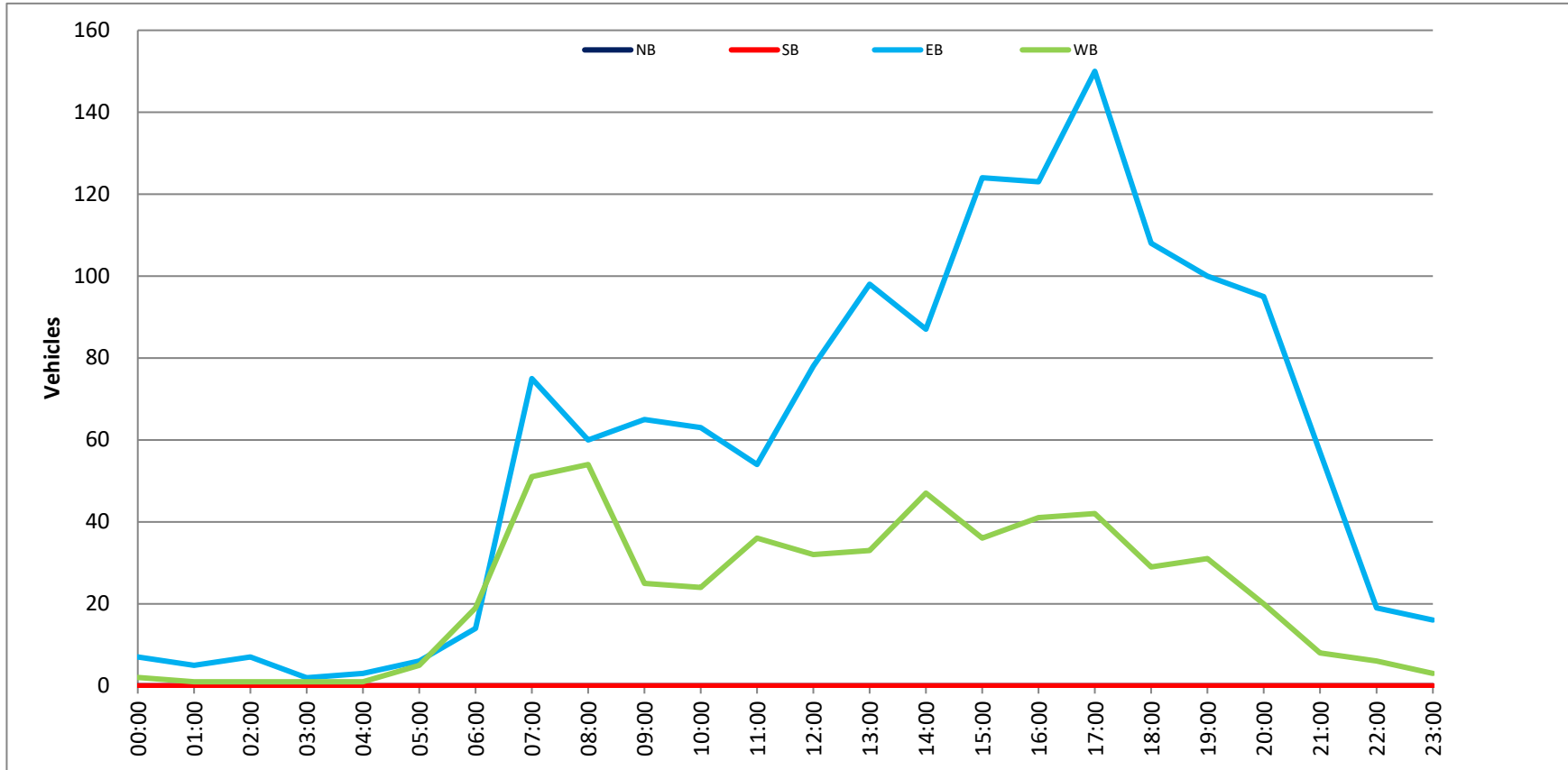
Time	< 15	15 - 19	20 - 24	25 - 29	30 - 34	35 - 39	40 - 44	45 - 49	50 - 54	55 - 59	60 - 64	65 - 69	70 +	Total
00:00 AM	0	2	2	3	1	1	0	0	0	0	0	0	0	9
01:00	1	1	1	2	0	1	0	0	0	0	0	0	0	6
02:00	0	2	3	1	2	0	0	0	0	0	0	0	0	8
03:00	0	1	1	1	0	0	0	0	0	0	0	0	0	3
04:00	1	1	1	1	0	0	0	0	0	0	0	0	0	4
05:00	1	5	3	1	0	1	0	0	0	0	0	0	0	11
06:00	6	2	13	7	4	1	0	0	0	0	0	0	0	33
07:00	4	12	28	54	24	4	0	0	0	0	0	0	0	126
08:00	3	18	29	40	22	2	0	0	0	0	0	0	0	114
09:00	4	13	28	27	13	5	0	0	0	0	0	0	0	90
10:00	4	20	22	19	18	3	1	0	0	0	0	0	0	87
11:00	1	8	39	29	11	2	0	0	0	0	0	0	0	90
12:00 PM	1	16	34	38	17	3	1	0	0	0	0	0	0	110
13:00	3	9	50	43	22	4	0	0	0	0	0	0	0	131
14:00	4	19	57	38	14	2	0	0	0	0	0	0	0	134
15:00	1	19	64	51	23	2	0	0	0	0	0	0	0	160
16:00	0	18	58	63	20	5	0	0	0	0	0	0	0	164
17:00	7	27	62	65	26	5	0	0	0	0	0	0	0	192
18:00	3	19	39	56	16	4	0	0	0	0	0	0	0	137
19:00	6	22	39	43	20	1	0	0	0	0	0	0	0	131
20:00	1	19	42	36	14	3	0	0	0	0	0	0	0	115
21:00	1	8	32	19	2	1	2	0	0	0	0	0	0	65
22:00	0	4	4	9	8	0	0	0	0	0	0	0	0	25
23:00	1	5	2	8	3	0	0	0	0	0	0	0	0	19
<b>Totals</b>	<b>53</b>	<b>270</b>	<b>653</b>	<b>654</b>	<b>280</b>	<b>50</b>	<b>4</b>							<b>1964</b>
<b>% of Totals</b>	<b>3%</b>	<b>14%</b>	<b>33%</b>	<b>33%</b>	<b>14%</b>	<b>3%</b>	<b>0%</b>							<b>100%</b>

<b>AM Volumes</b>	25	85	170	185	95	20	1	0	0	0	0	0	0	581
<b>% AM</b>	1%	4%	9%	9%	5%	1%	0%							30%
<b>AM Peak Hour</b>	06:00	10:00	11:00	07:00	07:00	09:00	10:00							07:00
<b>Volume</b>	6	20	39	54	24	5	1							126
<b>PM Volumes</b>	28	185	483	469	185	30	3	0	0	0	0	0	0	1383
<b>% PM</b>	1%	9%	25%	24%	9%	2%	0%							70%
<b>PM Peak Hour</b>	17:00	17:00	15:00	17:00	17:00	16:00	21:00							17:00
<b>Volume</b>	7	27	64	65	26	5	2							192

Directional Peak Periods All Speeds	AM 7-9		NOON 12-2		PM 4-6		Off Peak Volumes	
	Volume	%	Volume	%	Volume	%	Volume	%
	240	↔ 12%	241	↔ 12%	356	↔ 18%	1127	↔ 57%

Street Name	Direction	Percentiles					ADT
		15th	50th	Average	85th	95th	
Stonebridge Pkwy	Summary	19	25	25	31	34	1964





East Bound														
Time	< 15	15 - 19	20 - 24	25 - 29	30 - 34	35 - 39	40 - 44	45 - 49	50 - 54	55 - 59	60 - 64	65 - 69	70 +	Total
00:00 AM	0	0	1	0	0	0	0	0	0	0	0	0	0	1
00:15	0	0	1	0	0	0	0	0	0	0	0	0	0	1
00:30	0	1	1	2	1	0	0	0	0	0	0	0	0	5
00:45	0	0	0	2	0	0	0	0	0	0	0	0	0	2
01:00	0	0	0	0	0	0	0	0	0	0	0	0	0	0
01:15	0	0	0	0	0	0	0	0	0	0	0	0	0	0
01:30	0	0	0	1	0	0	0	0	0	0	0	0	0	1
01:45	1	0	0	1	0	0	0	0	0	0	0	0	0	2
02:00	0	0	1	0	1	0	0	0	0	0	0	0	0	2
02:15	0	0	0	0	0	0	0	0	0	0	0	0	0	0
02:30	0	0	0	0	0	0	0	0	0	0	0	0	0	0
02:45	0	0	2	1	0	0	0	0	0	0	0	0	0	3
03:00	0	0	0	0	0	0	0	0	0	0	0	0	0	0
03:15	0	0	0	0	0	0	0	0	0	0	0	0	0	0
03:30	0	0	0	0	0	0	0	0	0	0	0	0	0	0
03:45	0	0	0	0	0	0	0	0	0	0	0	0	0	0
04:00	0	0	0	0	0	0	0	0	0	0	0	0	0	0
04:15	0	0	0	0	0	0	0	0	0	0	0	0	0	0
04:30	0	0	0	0	0	0	0	0	0	0	0	0	0	0
04:45	0	0	1	0	0	0	0	0	0	0	0	0	0	1
05:00	0	0	1	0	0	0	0	0	0	0	0	0	0	1
05:15	0	1	0	0	0	0	0	0	0	0	0	0	0	1
05:30	0	0	0	0	0	0	0	0	0	0	0	0	0	0
05:45	0	1	0	0	0	0	0	0	0	0	0	0	0	1
06:00	0	0	0	1	0	0	0	0	0	0	0	0	0	1
06:15	0	1	2	1	0	0	0	0	0	0	0	0	0	4
06:30	0	0	1	2	1	1	0	0	0	0	0	0	0	5
06:45	0	1	1	2	1	0	0	0	0	0	0	0	0	5
07:00	1	2	5	6	2	0	0	0	0	0	0	0	0	16
07:15	2	4	2	11	6	1	0	0	0	0	0	0	0	26
07:30	1	5	8	5	6	1	0	0	0	0	0	0	0	26
07:45	0	1	3	4	3	3	0	0	0	0	0	0	0	14
08:00	0	3	5	4	6	0	1	0	0	0	0	0	0	19
08:15	1	4	8	6	1	1	0	0	0	0	0	0	0	21
08:30	1	3	3	4	4	0	0	0	0	0	0	0	0	15
08:45	2	1	5	9	4	0	0	0	0	0	0	0	0	21
09:00	0	6	3	4	5	2	0	0	0	0	0	0	0	20
09:15	0	0	4	4	2	1	0	0	0	0	0	0	0	11
09:30	0	1	4	2	2	1	0	0	0	0	0	0	0	10
09:45	1	0	6	3	2	0	0	0	0	0	0	0	0	12
10:00	0	3	4	2	2	0	0	0	0	0	0	0	0	11
10:15	0	1	5	4	2	0	0	0	0	0	0	0	0	12
10:30	0	4	3	2	3	0	0	0	0	0	0	0	0	12
10:45	0	1	5	3	3	0	0	0	0	0	0	0	0	12
11:00	1	2	4	5	0	0	0	0	0	0	0	0	0	12
11:15	0	7	12	3	3	1	0	0	0	0	0	0	0	26
11:30	0	1	10	7	2	1	0	0	0	0	0	0	0	21
11:45	0	2	7	9	5	2	0	0	0	0	0	0	0	25
12:00 PM	0	4	8	6	0	0	0	0	0	0	0	0	0	26
12:15	2	0	8	11	0	0	0	0	0	0	0	0	0	21
12:30	1	2	4	4	2	0	0	0	0	0	0	0	0	13
12:45	0	1	8	6	3	0	0	0	0	0	0	0	0	18
13:00	1	2	3	4	3	1	0	0	0	0	0	0	0	14
13:15	0	6	8	10	0	0	0	0	0	0	0	0	0	24
13:30	0	8	10	9	1	0	0	0	0	0	0	0	0	28
13:45	0	6	5	14	4	2	0	0	0	0	0	0	0	31
14:00	0	3	5	8	5	0	0	0	0	0	0	0	0	21
14:15	1	3	7	1	1	0	0	0	0	0	0	0	0	13
14:30	3	2	13	8	2	1	0	0	0	0	0	0	0	29
14:45	0	3	8	9	2	0	0	0	0	0	0	0	0	22
15:00	1	4	16	12	4	0	0	0	0	0	0	0	0	37
15:15	0	7	4	11	6	1	0	0	0	0	0	0	0	29
15:30	1	5	13	1	14	2	0	0	0	0	0	0	0	36
15:45	1	5	10	11	6	1	0	0	0	0	0	0	0	34
16:00	0	3	8	10	5	1	0	0	0	0	0	0	0	27
16:15	0	3	13	8	5	1	0	0	0	0	0	0	0	30
16:30	0	6	4	7	6	4	0	0	0	0	0	0	0	27
16:45	0	0	20	17	4	2	0	0	0	0	0	0	0	43
17:00	0	5	12	10	4	3	0	0	0	0	0	0	0	34
17:15	0	1	11	9	2	2	0	0	0	0	0	0	0	25
17:30	0	6	10	12	10	1	0	0	0	0	0	0	0	39
17:45	0	4	10	16	4	0	0	0	0	0	0	0	0	36
18:00	1	0	7	10	6	1	0	0	0	0	0	0	0	25
18:15	0	4	1	8	8	0	0	0	0	0	0	0	0	21
18:30	1	6	12	7	6	1	0	0	0	0	0	0	0	33
18:45	0	4	10	10	5	0	0	0	0	0	0	0	0	29
19:00	1	3	6	17	4	0	0	0	0	0	0	0	0	31
19:15	1	4	7	7	6	1	0	0	0	0	0	0	0	26
19:30	0	3	10	9	3	0	0	0	0	0	0	0	0	25
19:45	0	7	11	9	3	1	0	0	0	0	0	0	0	31
20:00	2	4	3	3	3	1	0	0	0	0	0	0	0	16
20:15	0	4	7	7	2	0	0	0	0	0	0	0	0	20
20:30	0	0	2	9	2	0	0	0	0	0	0	0	0	14
20:45	0	3	7	2	3	1	0	0	0	0	0	0	0	16
21:00	1	5	9	10	3	1	1	0	0	0	0	0	0	30
21:15	0	4	6	4	3	0	0	0	0	0	0	0	0	17
21:30	0	5	5	2	3	1	0	0	0	0	0	0	0	16
21:45	1	1	3	3	2	0	0	0	0	0	0	0	0	9
22:00	1	0	3	7	2	0	0	0	0	0	0	0	0	13
22:15	0	0	1	3	0	0	0	0	0	0	0	0	0	4
22:30	0	0	2	2	0	1	0	0	0	0	0	0	0	5
22:45	0	1	2	2	2	0	0	0	0	0	0	0	0	7
23:00	0	0	0	2	2	0	0	0	0	0	0	0	0	4
23:15	0	0	1	3	1	0	0	0	0	0	0	0	0	5
23:30	0	1	1	0	0	0	0	0	0	0	0	0	0	2
23:45	0	2	1	0	0	0	0	0	0	0	0	0	0	3
<b>Totals</b>	<b>31</b>	<b>206</b>	<b>453</b>	<b>462</b>	<b>235</b>	<b>46</b>	<b>2</b>							<b>1435</b>
<b>% of Totals</b>	<b>2%</b>	<b>14%</b>	<b>32%</b>	<b>32%</b>	<b>16%</b>	<b>3%</b>	<b>0%</b>							<b>100%</b>

AM Volumes		11	56	118	109	68	15	1	0	0	0	0	0	378	
% AM		1%	4%	8%	8%	5%	1%	0%	0%	0%	0%	0%	0%	26%	
AM Peak Hour		06:45	08:15	11:15	11:30	07:15	07:30	07:15						11:35	
Volume		4	14	32	31	21	5	1						15	
PM Volumes		20	150	333	353	187	31	1	1	0	0	0	0	1057	
% PM		1%	10%	23%	25%	12%	2%	0%	0%	0%	0%	0%	0%	74%	
PM Peak Hour		16:15	13:15	16:45	17:00	15:45	16:30	20:15						16:45	
Volume		5	23	53	49	31	11	1						141	
Directional Peak Periods		AM 7-9				NOON 12-2				PM 4-6				Off Peak Volumes	
All Classes		Volume	%	Volume	%	Volume	%	Volume	%	Volume	%	Volume	%	Volume	%
		158	11%	175	12%	261	18%	841	59%						

Street Name	Direction	Percentiles					
		15th	50th	Average	85th	95th	ADT
Stonebridge Pkwy	East Bound	19	25	25	31	34	1435
Stonebridge Pkwy	West Bound	20	25	24	29	32	571

West Bound

Time	< 15	15 - 19	20 - 24	25 - 29	30 - 34	35 - 39	40 - 44	45 - 49	50 - 54	55 - 59	60 - 64	65 - 69	70 +	Total
00:00 AM	0	3	0	0	0	0	0	0	0	0	0	0	0	3
00:15	0	0	0	0	0	0	0	0	0	0	0	0	0	0
00:30	0	0	0	0	0	0	0	0	0	0	0	0	0	0
00:45	0	0	0	0	0	0	0	0	0	0	0	0	0	0
01:00	0	0	0	0	0	0	0	0	0	0	0	0	0	0
01:15	0	0	0	0	0	0	0	0	0	0	0	0	0	0
01:30	0	0	0	1	0	0	0	0	0	0	0	0	0	1
01:45	0	0	0	0	0	0	0	0	0	0	0	0	0	0
02:00	0	0	0	0	1	0	0	0	0	0	0	0	0	1
02:15	0	0	0	0	0	0	0	0	0	0	0	0	0	0
02:30	0	0	0	0	0	0	0	0	0	0	0	0	0	0
02:45	0	0	0	0	0	0	0	0	0	0	0	0	0	0
03:00	0	0	0	0	0	0	0	0	0	0	0	0	0	0
03:15	0	0	0	0	0	0	0	0	0	0	0	0	0	0
03:30	0	0	0	0	0	0	0	0	0	0	0	0	0	0
03:45	0	0	0	0	0	0	0	0	0	0	0	0	0	0
04:00	0	0	0	0	0	0	0	0	0	0	0	0	0	0
04:15	0	0	0	0	0	0	0	0	0	0	0	0	0	0
04:30	0	0	0	0	0	0	0	0	0	0	0	0	0	0
04:45	0	0	0	0	0	0	0	0	0	0	0	0	0	0
05:00	0	0	0	0	0	0	0	0	0	0	0	0	0	0
05:15	0	0	0	0	0	0	0	0	0	0	0	0	0	0
05:30	0	1	0	0	0	0	0	0	0	0	0	0	0	1
05:45	0	0	0	0	0	0	0	0	0	0	0	0	0	0
06:00	0	1	1	1	0	0	0	0	0	0	0	0	0	3
06:15	0	0	0	2	1	0	0	0	0	0	0	0	0	3
06:30	0	0	2	4	0	0	0	0	0	0	0	0	0	6
06:45	0	0	2	4	0	0	0	0	0	0	0	0	0	6
07:00	0	1	5	2	0	0	0	0	0	0	0	0	0	8
07:15	0	0	2	4	2	0	0	0	0	0	0	0	0	8
07:30	1	0	6	7	1	0	0	0	0	0	0	0	0	15
07:45	1	3	5	9	1	0	0	0	0	0	0	0	0	19
08:00	0	3	3	11	2	0	0	0	0	0	0	0	0	19
08:15	0	1	8	3	2	0	0	0	0	0	0	0	0	14
08:30	1	0	7	8	0	0	0	0	0	0	0	0	0	16
08:45	0	1	5	4	1	0	0	0	0	0	0	0	0	11
09:00	0	1	3	3	2	1	0	0	0	0	0	0	0	10
09:15	0	0	2	1	0	0	0	0	0	0	0	0	0	4
09:30	1	0	2	1	0	0	0	0	0	0	0	0	0	4
09:45	1	2	4	2	1	0	0	0	0	0	0	0	0	10
10:00	1	0	1	4	1	0	0	0	0	0	0	0	0	7
10:15	1	1	1	1	0	0	0	0	0	0	0	0	0	4
10:30	1	1	4	1	0	0	0	0	0	0	0	0	0	7
10:45	1	3	0	2	0	0	0	0	0	0	0	0	0	6
11:00	1	4	4	2	0	0	0	0	0	0	0	0	0	11
11:15	0	1	4	3	0	0	0	0	0	0	0	0	0	8
11:30	0	1	4	3	2	0	0	0	0	0	0	0	0	10
11:45	0	3	6	7	1	0	0	0	0	0	0	0	0	17
12:00 PM	0	0	1	1	1	0	0	0	0	0	0	0	0	3
12:15	0	0	1	1	0	0	0	0	0	0	0	0	0	2
12:30	0	0	2	5	0	0	0	0	0	0	0	0	0	7
12:45	0	0	3	3	0	0	0	0	0	0	0	0	0	6
13:00	0	0	1	3	0	0	0	0	0	0	0	0	0	4
13:15	0	1	4	0	0	0	0	0	0	0	0	0	0	5
13:30	1	0	2	3	0	0	0	0	0	0	0	0	0	6
13:45	0	1	4	5	1	0	0	0	0	0	0	0	0	11
14:00	0	1	4	9	0	0	0	0	0	0	0	0	0	14
14:15	0	1	8	8	0	1	0	0	0	0	0	0	0	18
14:30	0	1	6	4	1	0	0	0	0	0	0	0	0	12
14:45	0	1	4	4	0	0	0	0	0	0	0	0	0	9
15:00	1	1	8	3	2	0	0	0	0	0	0	0	0	15
15:15	0	1	2	1	0	0	0	0	0	0	0	0	0	4
15:30	0	0	2	5	1	1	0	0	0	0	0	0	0	9
15:45	0	1	1	7	0	0	0	0	0	0	0	0	0	9
16:00	0	0	2	4	0	0	0	0	0	0	0	0	0	6
16:15	0	1	2	4	0	0	0	0	0	0	0	0	0	10
16:30	0	0	7	5	0	0	0	0	0	0	0	0	0	12
16:45	0	0	2	5	1	0	0	0	0	0	0	0	0	8
17:00	0	1	0	9	1	0	0	0	0	0	0	0	0	11
17:15	0	2	2	9	0	0	0	0	0	0	0	0	0	13
17:30	0	0	8	7	0	0	0	0	0	0	0	0	0	15
17:45	0	1	6	6	2	4	0	0	0	0	0	0	0	18
18:00	0	2	1	3	0	0	0	0	0	0	0	0	0	6
18:15	0	2	2	5	1	0	0	0	0	0	0	0	0	10
18:30	0	1	6	3	1	0	0	0	0	0	0	0	0	11
18:45	0	2	5	3	0	0	0	0	0	0	0	0	0	10
19:00	1	1	2	4	0	0	0	0	0	0	0	0	0	8
19:15	0	1	6	4	1	0	0	0	0	0	0	0	0	12
19:30	0	2	4	1	0	0	0	0	0	0	0	0	0	7
19:45	0	2	1	0	0	0	0	0	0	0	0	0	0	3
20:00	0	2	1	1	0	0	0	0	0	0	0	0	0	4
20:15	0	3	5	0	0	0	0	0	0	0	0	0	0	8
20:30	0	1	2	3	1	0	0	0	0	0	0	0	0	8
20:45	0	0	2	2	0	0	0	0	0	0	0	0	0	4
21:00	0	0	0	2	0	0	0	0	0	0	0	0	0	2
21:15	0	1	2	0	0	0	0	0	0	0	0	0	0	3
21:30	0	0	2	0	0	0	0	0	0	0	0	0	0	2
21:45	0	1	0	1	0	0	0	0	0	0	0	0	0	3
22:00	0	1	2	0	0	0	0	0	0	0	0	0	0	3
22:15	0	0	1	1	0	0	0	0	0	0	0	0	0	2
22:30	0	0	0	1	0	0	0	0	0	0	0	0	0	1
22:45	0	1	0	0	0	0	0	0	0	0	0	0	0	1
23:00	0	0	0	1	0	0	0	0	0	0	0	0	0	1
23:15	0	0	0	1	1	0	0	0	0	0	0	0	0	2
23:30	0	1	0	0	0	0	0	0	0	0	0	0	0	1
23:45	0	0	0	1	1	0	0	0	0	0	0	0	0	2
<b>Totals</b>	<b>13</b>	<b>68</b>	<b>214</b>	<b>233</b>	<b>39</b>	<b>3</b>								<b>571</b>
<b>% of Totals</b>	<b>2%</b>	<b>12%</b>	<b>37%</b>	<b>41%</b>	<b>7%</b>	<b>1%</b>								<b>100%</b>

<b>AM Volumes</b>	10	33	87	91	18	1	0	0	0	0	0	0	0	230
<b>% AM</b>	2%	5%	15%	16%	3%	0%								42%
<b>AM Peak Hour</b>	09:30	10:15	07:45	07:15	07:15	08:15								07:45
<b>Volume</b>	4	9	23	31	6	1								63
<b>PM Volumes</b>	3	38	127	142	21	2	0	0	0	0	0	0	0	333
<b>% PM</b>	1%	7%	22%	25%	4%	0%								58%
<b>PM Peak Hour</b>	12:45	19:30	14:15	16:45	17:45	13:30								19:30
<b>Volume</b>	1	9	26	30	6	1								55
<b>Directional Peak Periods</b>	<b>AM 7-9</b>				<b>NOON 12-2</b>				<b>PM 4-6</b>				<b>Off Peak Volumes</b>	
<b>All Classes</b>	Volume				Volume				Volume				Volume	
	110				44				88				329	
	19%				8%				15%				58%	

Street Name	Direction	Percentiles					
		15th	50th	Average	85th	95th	ADT
Stonebridge Pkwy	East Bound	19	25	25	31	34	1435
Stonebridge Pkwy	West Bound	20	25	24	29	32	571



# SPEED

## Stonebridge Pkwy E/O Sands Way

Day: Thursday  
Date: 5/18/2023

City: Hollywood  
Project #: FL23\_140259\_039e

### East Bound

Time	< 15	15 - 19	20 - 24	25 - 29	30 - 34	35 - 39	40 - 44	45 - 49	50 - 54	55 - 59	60 - 64	65 - 69	70 +	Total
00:00 AM	0	1	3	4	1	0	0	0	0	0	0	0	0	9
01:00	1	0	0	1	1	0	0	0	0	0	0	0	0	3
02:00	0	0	3	1	1	0	0	0	0	0	0	0	0	5
03:00	0	0	0	0	0	0	0	0	0	0	0	0	0	0
04:00	0	0	1	0	0	0	0	0	0	0	0	0	0	1
05:00	0	2	1	0	0	0	0	0	0	0	0	0	0	3
06:00	0	2	4	6	2	1	0	0	0	0	0	0	0	15
07:00	4	12	18	26	17	5	0	0	0	0	0	0	0	82
08:00	4	11	21	23	15	1	1	0	0	0	0	0	0	76
09:00	1	7	17	13	11	4	0	0	0	0	0	0	0	53
10:00	0	9	17	11	10	0	0	0	0	0	0	0	0	47
11:00	1	12	33	24	10	4	0	0	0	0	0	0	0	84
12:00 PM	3	7	28	29	11	0	0	0	0	0	0	0	0	78
13:00	1	22	26	37	8	3	0	0	0	0	0	0	0	97
14:00	4	11	33	26	10	1	0	0	0	0	0	0	0	85
15:00	3	21	43	35	30	4	0	0	0	0	0	0	0	136
16:00	0	12	45	42	20	8	0	0	0	0	0	0	0	127
17:00	0	16	43	49	20	6	0	0	0	0	0	0	0	134
18:00	2	14	30	35	25	2	0	0	0	0	0	0	0	108
19:00	2	17	34	42	16	2	0	0	0	0	0	0	0	113
20:00	2	11	19	21	11	2	0	0	0	0	0	0	0	66
21:00	2	15	23	18	9	2	1	0	0	0	0	0	0	70
22:00	1	1	8	14	4	1	0	0	0	0	0	0	0	29
23:00	0	3	3	5	3	0	0	0	0	0	0	0	0	14
<b>Totals</b>	<b>31</b>	<b>206</b>	<b>453</b>	<b>462</b>	<b>235</b>	<b>46</b>	<b>2</b>							<b>1435</b>
<b>% of Totals</b>	<b>2%</b>	<b>14%</b>	<b>32%</b>	<b>32%</b>	<b>16%</b>	<b>3%</b>	<b>0%</b>							<b>100%</b>

<b>AM Volumes</b>	11	56	118	109	68	15	1	0	0	0	0	0	0	378
<b>% AM</b>	1%	4%	8%	8%	5%	1%	0%							26%
<b>AM Peak Hour</b>	07:00	07:00	11:00	07:00	07:00	07:00	08:00							11:00
<b>Volume</b>	4	12	33	26	17	5	1							84
<b>PM Volumes</b>	20	150	335	353	167	31	1	0	0	0	0	0	0	1057
<b>% PM</b>	1%	10%	23%	25%	12%	2%	0%							74%
<b>PM Peak Hour</b>	14:00	13:00	16:00	17:00	15:00	16:00	21:00							15:00
<b>Volume</b>	4	22	45	49	30	8	1							136

Directional Peak Periods All Speeds	AM 7-9		NOON 12-2		PM 4-6		Off Peak Volumes	
	Volume	%	Volume	%	Volume	%	Volume	%
	158	↔ 11%	175	↔ 12%	261	↔ 18%	841	↔ 59%

Street Name	Direction	Percentiles					ADT
		15th	50th	Average	85th	95th	
Stonebridge Pkwy	East Bound	19	25	25	31	34	1435
Stonebridge Pkwy	West Bound	20	25	24	29	32	571



# SPEED

## Stonebridge Pkwy E/O Sands Way

Day: Thursday  
Date: 5/18/2023

City: Hollywood  
Project #: FL23\_140259\_039w

### West Bound

Time	< 15	15 - 19	20 - 24	25 - 29	30 - 34	35 - 39	40 - 44	45 - 49	50 - 54	55 - 59	60 - 64	65 - 69	70 +	Total
00:00 AM	0	3	0	0	0	0	0	0	0	0	0	0	0	3
01:00	0	0	0	2	0	0	0	0	0	0	0	0	0	2
02:00	0	0	0	0	1	0	0	0	0	0	0	0	0	1
03:00	0	0	0	0	0	0	0	0	0	0	0	0	0	0
04:00	0	0	0	0	0	0	0	0	0	0	0	0	0	0
05:00	0	1	1	0	0	0	0	0	0	0	0	0	0	2
06:00	0	1	5	11	1	0	0	0	0	0	0	0	0	18
07:00	2	4	18	22	4	0	0	0	0	0	0	0	0	50
08:00	1	5	23	26	5	0	0	0	0	0	0	0	0	60
09:00	2	3	16	7	3	1	0	0	0	0	0	0	0	32
10:00	4	5	6	8	1	0	0	0	0	0	0	0	0	24
11:00	1	9	18	15	3	0	0	0	0	0	0	0	0	46
12:00 PM	0	0	7	10	1	0	0	0	0	0	0	0	0	18
13:00	1	2	11	11	1	0	0	0	0	0	0	0	0	26
14:00	0	4	22	25	1	1	0	0	0	0	0	0	0	53
15:00	1	3	13	16	3	1	0	0	0	0	0	0	0	37
16:00	0	1	13	18	4	0	0	0	0	0	0	0	0	36
17:00	0	4	16	27	5	0	0	0	0	0	0	0	0	52
18:00	0	7	14	14	2	0	0	0	0	0	0	0	0	37
19:00	1	6	13	9	1	0	0	0	0	0	0	0	0	30
20:00	0	6	11	4	0	0	0	0	0	0	0	0	0	21
21:00	0	2	4	3	1	0	0	0	0	0	0	0	0	10
22:00	0	2	3	2	0	0	0	0	0	0	0	0	0	7
23:00	0	1	0	3	2	0	0	0	0	0	0	0	0	6
<b>Totals</b>	<b>13</b>	<b>69</b>	<b>214</b>	<b>233</b>	<b>39</b>	<b>3</b>								<b>571</b>
<b>% of Totals</b>	<b>2%</b>	<b>12%</b>	<b>37%</b>	<b>41%</b>	<b>7%</b>	<b>1%</b>								<b>100%</b>

<b>AM Volumes</b>	10	31	87	91	18	1	0	0	0	0	0	0	0	238
<b>% AM</b>	2%	5%	15%	16%	3%	0%								42%
<b>AM Peak Hour</b>	10:00	11:00	08:00	08:00	08:00	09:00								08:00
<b>Volume</b>	4	9	23	26	5	1								60
<b>PM Volumes</b>	3	38	127	142	21	2	0	0	0	0	0	0	0	333
<b>% PM</b>	1%	7%	22%	25%	4%	0%								58%
<b>PM Peak Hour</b>	13:00	18:00	14:00	17:00	17:00	14:00								14:00
<b>Volume</b>	1	7	22	27	5	1								53

Directional Peak Periods All Speeds	AM 7-9		NOON 12-2		PM 4-6		Off Peak Volumes	
	Volume	%	Volume	%	Volume	%	Volume	%
	110	↔ 19%	44	↔ 8%	88	↔ 15%	329	↔ 58%

Street Name	Direction	Percentiles					ADT
		15th	50th	Average	85th	95th	
Stonebridge Pkwy	East Bound	19	25	25	31	34	1435
Stonebridge Pkwy	West Bound	20	25	24	29	32	571

# SPEED

## Stonebridge Pkwy E/O Sands Way

Day: Thursday  
Date: 5/18/2023

City: Hollywood  
Project #: FL23\_140259\_039

### Summary

Time	< 15	15 - 19	20 - 24	25 - 29	30 - 34	35 - 39	40 - 44	45 - 49	50 - 54	55 - 59	60 - 64	65 - 69	70 +	Total
00:00 AM	0	4	3	4	1	0	0	0	0	0	0	0	0	12
01:00	1	0	0	3	1	0	0	0	0	0	0	0	0	5
02:00	0	0	3	1	2	0	0	0	0	0	0	0	0	6
03:00	0	0	0	0	0	0	0	0	0	0	0	0	0	0
04:00	0	0	1	0	0	0	0	0	0	0	0	0	0	1
05:00	0	3	2	0	0	0	0	0	0	0	0	0	0	5
06:00	0	3	9	17	3	1	0	0	0	0	0	0	0	33
07:00	6	16	36	48	21	5	0	0	0	0	0	0	0	132
08:00	5	16	44	49	20	1	1	0	0	0	0	0	0	136
09:00	3	10	33	20	14	5	0	0	0	0	0	0	0	85
10:00	4	14	23	19	11	0	0	0	0	0	0	0	0	71
11:00	2	21	51	39	13	4	0	0	0	0	0	0	0	130
12:00 PM	3	7	35	39	12	0	0	0	0	0	0	0	0	96
13:00	2	24	37	48	9	3	0	0	0	0	0	0	0	123
14:00	4	15	55	51	11	2	0	0	0	0	0	0	0	138
15:00	4	24	56	51	33	5	0	0	0	0	0	0	0	173
16:00	0	13	58	60	24	8	0	0	0	0	0	0	0	163
17:00	0	20	59	76	25	6	0	0	0	0	0	0	0	186
18:00	2	21	44	49	27	2	0	0	0	0	0	0	0	145
19:00	3	23	47	51	17	2	0	0	0	0	0	0	0	143
20:00	2	17	30	25	11	2	0	0	0	0	0	0	0	87
21:00	2	17	27	21	10	2	1	0	0	0	0	0	0	80
22:00	1	3	11	16	4	1	0	0	0	0	0	0	0	36
23:00	0	4	3	8	5	0	0	0	0	0	0	0	0	20
<b>Totals</b>	<b>44</b>	<b>275</b>	<b>667</b>	<b>695</b>	<b>274</b>	<b>49</b>	<b>2</b>							<b>2006</b>
<b>% of Totals</b>	<b>2%</b>	<b>14%</b>	<b>33%</b>	<b>35%</b>	<b>14%</b>	<b>2%</b>	<b>0%</b>							<b>100%</b>

<b>AM Volumes</b>	21	87	205	200	86	16	1	0	0	0	0	0	0	616
<b>% AM</b>	1%	4%	10%	10%	4%	1%	0%							31%
<b>AM Peak Hour</b>	07:00	11:00	11:00	08:00	07:00	07:00	08:00							08:00
<b>Volume</b>	6	21	51	49	21	5	1							136
<b>PM Volumes</b>	23	188	462	495	188	33	1	0	0	0	0	0	0	1390
<b>% PM</b>	1%	9%	23%	25%	9%	2%	0%							69%
<b>PM Peak Hour</b>	14:00	13:00	17:00	17:00	15:00	16:00	21:00							17:00
<b>Volume</b>	4	24	59	76	33	8	1							186

Directional Peak Periods All Speeds	AM 7-9		NOON 12-2		PM 4-6		Off Peak Volumes	
	Volume	%	Volume	%	Volume	%	Volume	%
	268	↔ 13%	219	↔ 11%	349	↔ 17%	1170	↔ 58%

Street Name	Direction	Percentiles					ADT
		15th	50th	Average	85th	95th	
Stonebridge Pkwy	Summary	20	25	25	30	34	2006

**VOLUME**

Stonebridge Pkwy E/O Sands Way

Day: Thursday  
Date: 5/18/2023

City: Hollywood  
Project #: FL23\_140259\_039

DAILY TOTALS				NB		SB		DAILY TOTALS				EB		WB		TOTAL	
AM Period	NB	SB	EB	WB	TOTAL	PMI Period	NB	SB	EB	WB	TOTAL	SPLIT %	EB	WB	TOTAL	SPLIT %	Total
				0	0	1,435	571					2,006					
00:00	0	0	1	3	4	12:00	0	0	26	3	29				29		16:45
00:15	0	0	1	0	1	12:15	0	0	21	2	23				23		16:45
00:30	0	0	5	0	5	12:30	0	0	13	7	20				20		188
00:45	0	0	2	9	11	12:45	0	0	18	78	96				96		0.870
01:00	0	0	0	1	1	13:00	0	0	14	4	18				18		0.870
01:15	0	0	0	0	0	13:15	0	0	24	5	29				29		16:45
01:30	0	0	1	1	2	13:30	0	0	28	6	34				34		188
01:45	0	0	2	3	5	13:45	0	0	31	97	128				128		0.870
02:00	0	0	2	0	2	14:00	0	0	21	14	35				35		16:45
02:15	0	0	0	0	0	14:15	0	0	13	18	31				31		188
02:30	0	0	0	0	0	14:30	0	0	29	12	41				41		0.870
02:45	0	0	3	5	8	14:45	0	0	22	85	107				107		16:45
03:00	0	0	0	0	0	15:00	0	0	37	15	52				52		188
03:15	0	0	0	0	0	15:15	0	0	29	4	33				33		16:45
03:30	0	0	0	0	0	15:30	0	0	36	9	45				45		188
03:45	0	0	0	0	0	15:45	0	0	34	136	170				170		0.870
04:00	0	0	0	0	0	16:00	0	0	27	6	33				33		16:45
04:15	0	0	0	0	0	16:15	0	0	30	10	40				40		188
04:30	0	0	0	0	0	16:30	0	0	27	12	39				39		0.870
04:45	0	0	1	1	2	16:45	0	0	43	127	170				170		16:45
05:00	0	0	1	0	1	17:00	0	0	34	11	45				45		188
05:15	0	0	1	1	2	17:15	0	0	25	13	38				38		16:45
05:30	0	0	0	1	1	17:30	0	0	39	15	54				54		188
05:45	0	0	1	3	4	17:45	0	0	36	134	170				170		0.870
06:00	0	0	1	0	1	18:00	0	0	25	6	31				31		16:45
06:15	0	0	4	3	7	18:15	0	0	21	10	31				31		188
06:30	0	0	5	6	11	18:30	0	0	33	11	44				44		0.870
06:45	0	0	5	6	11	18:45	0	0	29	108	137				137		16:45
07:00	0	0	16	8	24	19:00	0	0	31	8	39				39		188
07:15	0	0	26	8	34	19:15	0	0	26	12	38				38		16:45
07:30	0	0	15	15	30	19:30	0	0	25	7	32				32		188
07:45	0	0	14	19	33	19:45	0	0	31	113	144				144		0.870
08:00	0	0	19	19	38	20:00	0	0	16	4	20				20		16:45
08:15	0	0	21	14	35	20:15	0	0	20	8	28				28		188
08:30	0	0	15	16	31	20:30	0	0	14	5	19				19		0.870
08:45	0	0	21	11	32	20:45	0	0	16	66	82				82		16:45
09:00	0	0	20	10	30	21:00	0	0	30	2	32				32		188
09:15	0	0	11	8	19	21:15	0	0	17	3	20				20		16:45
09:30	0	0	10	4	14	21:30	0	0	16	2	18				18		188
09:45	0	0	12	10	22	21:45	0	0	7	70	77				77		0.870
10:00	0	0	11	7	18	22:00	0	0	13	3	16				16		16:45
10:15	0	0	12	4	16	22:15	0	0	4	2	6				6		188
10:30	0	0	12	7	19	22:30	0	0	5	1	6				6		0.870
10:45	0	0	12	6	18	22:45	0	0	7	29	36				36		16:45
11:00	0	0	12	11	23	23:00	0	0	4	1	5				5		188
11:15	0	0	26	8	34	23:15	0	0	5	2	7				7		16:45
11:30	0	0	21	10	31	23:30	0	0	2	1	3				3		188
11:45	0	0	84	17	101	23:45	0	0	3	14	17				17		0.870
TOTALS			378	238	616	TOTALS			1057	333	1390				1390		
SPLIT %			61.4%	38.6%	30.7%	SPLIT %			76.0%	24.0%	69.3%						
DAILY TOTALS				NB	0	SB	0	DAILY TOTALS				EB	1,435	WB	571	Total	2,006

AM Peak Hour	11:15	07:45	07:30	16:45	13:45	16:45
AM Peak Hour	11:15	07:45	07:30	16:45	13:45	16:45
AM Pk Volume	98	68	147	141	55	188
Pk Hr Factor	0.942	0.895	0.896	0.820	0.764	0.870
7 - 9 Peak Hour	07:15	07:45	07:30	16:45	17:00	16:45
7 - 9 Peak Hour	07:15	07:45	07:30	16:45	17:00	16:45
7 - 9 Pk Volume	85	68	147	141	52	188
Pk Hr Factor	0.817	0.895	0.896	0.820	0.867	0.870



Time	< 15	15 - 19	20 - 24	25 - 29	30 - 34	35 - 39	40 - 44	45 - 49	50 - 54	55 - 59	60 - 64	65 - 69	70 +	Total		
00:00 AM	0	0	0	0	0	3	12	3	1	0	1	0	0	20		
00:15	0	0	0	0	0	6	9	5	3	2	0	0	0	25		
00:30	0	0	0	0	0	2	4	0	0	0	0	0	0	6		
00:45	0	0	0	0	0	3	1	4	2	1	0	0	0	11		
01:00	0	0	0	0	2	3	4	4	3	1	0	0	0	17		
01:15	0	0	0	0	0	1	1	2	0	0	0	0	0	4		
01:30	0	0	0	0	0	1	2	1	1	0	0	0	0	5		
01:45	0	0	0	0	0	3	2	2	0	0	0	0	0	7		
02:00	0	0	0	0	0	1	2	3	1	0	0	0	0	7		
02:15	0	0	0	0	0	1	3	0	0	0	0	0	0	5		
02:30	0	0	0	0	0	2	4	1	0	1	0	0	0	8		
02:45	0	0	0	0	0	1	2	0	1	0	0	0	0	4		
03:00	0	0	0	0	0	0	1	1	0	0	0	0	0	2		
03:15	0	0	0	0	0	1	3	0	0	0	0	0	0	4		
03:30	0	0	0	0	0	2	2	2	0	0	0	0	0	6		
03:45	0	0	0	0	0	0	0	4	1	2	0	0	0	7		
04:00	0	0	0	0	0	0	3	2	1	1	0	0	0	7		
04:15	0	0	0	0	0	1	6	0	0	0	0	0	0	7		
04:30	0	0	0	0	0	1	6	2	0	0	0	0	0	9		
04:45	0	0	0	0	0	1	6	9	3	1	0	0	0	21		
05:00	0	0	0	0	3	0	3	4	4	1	0	0	0	15		
05:15	0	0	0	0	1	2	9	7	4	2	0	0	0	25		
05:30	0	0	0	0	1	6	9	12	9	0	0	0	0	36		
05:45	0	0	0	0	0	6	13	15	4	3	0	1	0	42		
06:00	0	0	0	0	0	5	12	11	4	1	0	0	0	33		
06:15	0	1	1	1	1	13	29	17	11	1	0	0	0	75		
06:30	0	0	1	0	0	15	48	32	14	3	1	0	0	114		
06:45	0	0	0	0	0	13	39	42	18	3	1	0	0	116		
07:00	0	0	0	0	0	5	19	73	65	23	12	1	0	198		
07:15	0	0	0	0	1	27	121	90	23	5	0	0	0	267		
07:30	0	0	0	0	4	31	133	105	31	9	0	0	0	313		
07:45	0	0	0	0	1	44	164	114	24	9	2	0	0	358		
08:00	0	0	0	0	15	71	122	92	16	2	1	0	0	320		
08:15	0	0	0	0	8	43	124	125	22	3	1	0	0	326		
08:30	0	0	0	0	5	56	109	79	14	3	1	0	0	267		
08:45	0	0	0	0	8	37	114	54	18	2	0	0	0	233		
09:00	0	0	0	0	5	42	89	61	11	2	1	0	0	211		
09:15	0	0	0	0	11	41	57	49	16	4	3	1	0	184		
09:30	0	0	0	0	7	34	64	34	15	4	0	1	0	154		
09:45	0	0	1	0	3	30	80	54	9	2	1	0	0	180		
10:00	0	0	0	0	1	30	53	29	10	3	0	0	0	126		
10:15	0	0	0	0	2	5	37	44	29	8	2	0	0	127		
10:30	0	0	1	1	4	25	82	36	8	2	0	0	0	159		
10:45	0	0	0	0	7	32	59	36	10	2	0	0	0	138		
11:00	0	0	0	0	8	43	47	34	14	3	2	0	0	151		
11:15	0	0	0	0	5	22	70	27	8	1	0	0	0	134		
11:30	0	0	0	0	5	21	52	30	9	3	0	0	0	120		
11:45	0	0	0	0	10	26	64	37	12	2	0	0	0	151		
12:00 PM	0	0	0	0	3	24	70	47	14	1	0	0	0	159		
12:15	0	0	0	0	6	45	67	39	9	2	0	0	0	168		
12:30	0	0	0	0	8	39	69	38	8	0	0	0	0	162		
12:45	0	0	1	0	0	31	54	40	6	2	0	0	0	134		
13:00	0	0	0	0	8	53	67	34	14	2	0	0	0	178		
13:15	0	0	1	0	0	21	72	52	11	3	1	1	0	162		
13:30	0	0	0	0	2	34	61	39	11	1	0	1	0	159		
13:45	0	0	0	0	1	41	93	41	10	1	1	0	0	188		
14:00	0	0	0	1	3	29	64	43	15	1	0	0	0	156		
14:15	0	0	0	0	7	37	93	52	9	1	1	0	0	200		
14:30	0	0	0	0	4	38	106	56	24	1	0	0	1	230		
14:45	0	0	0	0	9	40	58	53	21	5	0	0	0	186		
15:00	0	0	0	0	3	56	94	55	14	4	0	0	0	226		
15:15	0	1	0	1	3	45	97	62	21	1	2	0	0	233		
15:30	0	0	0	0	6	50	92	56	7	4	0	0	0	215		
15:45	0	0	0	0	2	50	120	49	11	1	0	0	0	233		
16:00	0	0	0	0	1	18	93	62	14	1	0	0	0	189		
16:15	0	0	0	0	1	56	107	65	18	6	1	0	0	255		
16:30	0	0	0	0	2	23	86	66	21	4	2	0	0	204		
16:45	0	0	1	0	4	45	86	59	15	0	0	0	0	210		
17:00	0	0	0	0	5	35	103	74	14	8	1	1	0	241		
17:15	0	0	0	0	3	69	98	57	7	1	1	0	0	236		
17:30	0	0	0	0	1	30	109	74	10	1	0	0	0	225		
17:45	0	0	0	0	2	22	87	71	21	9	1	4	0	227		
18:00	0	0	0	0	0	35	83	60	29	7	0	0	0	214		
18:15	0	0	0	0	6	41	105	63	10	4	1	0	0	230		
18:30	0	0	0	1	9	46	74	40	17	1	1	0	0	189		
18:45	0	0	0	0	1	6	31	73	46	16	3	1	0	177		
19:00	0	0	0	0	0	37	74	55	14	2	2	0	0	189		
19:15	0	0	0	0	1	6	29	71	38	14	1	0	0	160		
19:30	0	0	0	0	2	21	53	38	8	1	0	0	0	123		
19:45	0	0	0	0	0	35	59	26	9	1	0	0	0	130		
20:00	0	0	0	0	1	26	67	34	17	0	0	0	0	145		
20:15	0	1	0	0	4	15	54	23	11	2	0	1	0	114		
20:30	0	1	0	0	2	3	21	55	29	8	1	1	0	123		
20:45	0	0	0	1	6	15	43	25	5	3	1	0	0	99		
21:00	0	0	0	0	6	20	37	29	7	1	0	0	0	100		
21:15	0	0	0	0	3	21	54	21	1	2	0	1	1	104		
21:30	0	0	0	0	2	18	29	14	5	1	0	1	0	70		
21:45	0	0	0	0	10	35	42	14	5	1	0	0	0	79		
22:00	0	0	0	0	5	16	22	14	2	0	0	0	0	59		
22:15	0	0	0	0	1	13	18	12	3	1	0	0	0	48		
22:30	0	0	0	0	6	13	10	4	1	0	0	0	0	34		
22:45	0	1	0	0	1	0	9	9	3	0	1	0	0	25		
23:00	0	0	0	0	1	10	11	7	2	1	0	0	0	32		
23:15	0	0	0	0	1	3	11	8	4	2	0	0	0	28		
23:30	0	0	0	0	2	7	4	4	4	1	0	0	0	18		
23:45	0	0	0	0	0	6	4	7	1	0	0	0	0	18		
<b>Totals</b>	<b>4</b>	<b>7</b>	<b>14</b>	<b>274</b>	<b>2206</b>	<b>5095</b>	<b>3272</b>	<b>913</b>	<b>195</b>	<b>36</b>	<b>13</b>	<b>7</b>	<b>12036</b>			
<b>% of Totals</b>	<b>0%</b>	<b>0%</b>	<b>0%</b>	<b>2%</b>	<b>18%</b>	<b>42%</b>	<b>27%</b>	<b>8%</b>	<b>2%</b>	<b>0%</b>	<b>0%</b>	<b>0%</b>	<b>100%</b>			
<b>AM Volumes</b>	0	4	5	121	804	1951	1362	389	95	17	3	3	4753			
<b>% AM</b>	0%	0%	0%	1%	7%	16%	11%	3%	1%	0%	0%	0%	40%			
<b>AM Peak Hour</b>	05:30	05:45	10:00	08:00	07:45	07:30	07:30	07:00	07:00	07:45	08:45	03:30	07:30			
<b>Volume</b>	1	21	4	35	214	543	438	101	35	5	2	1	1317			
<b>PM Volumes</b>	0	3	9	153	1402	3144	1910	524	100	19	10	4	7281			
<b>% PM</b>	0%	0%	0%	1%	12%	26%	16%	4%	1%	0%	0%	0%	60%			
<b>PM Peak Hour</b>	14:30	12:30	18:30	18:45	15:00	15:00	17:00	14:30	19:30	18:15	17:00	13:45	17:00			
<b>Volume</b>	1	21	1	26	201	412	276	80	21	5	1	1	929			
<b>Directional Peak Periods</b>	<b>AM 7-9</b>				<b>NOON 12-2</b>				<b>PM 4-6</b>				<b>Off Peak Volumes</b>			
<b>All Classes</b>	Volume				Volume				Volume				Volume			
	2282				1310				1787				6657			
	19%				11%				15%				55%			

Street Name	Direction	Percentiles					
		15th	50th	Average	85th	95th	ADT
Pine Island Rd	North Bound	38	43	44	49	53	12036
Pine Island Rd	South Bound	41	47	47	53	57	12897

South Bound

Time	< 15	15 - 19	20 - 24	25 - 29	30 - 34	35 - 39	40 - 44	45 - 49	50 - 54	55 - 59	60 - 64	65 - 69	70 +	Total
00:00 AM	0	0	0	0	0	6	5	6	6	1	0	0	0	24
00:15	0	0	0	0	0	1	3	6	8	0	0	0	0	18
00:30	0	0	0	0	0	0	6	4	7	0	0	0	0	17
00:45	0	0	0	0	0	0	1	7	4	1	1	1	0	15
01:00	0	0	0	0	0	1	1	4	2	0	0	1	0	9
01:15	0	0	0	0	0	0	4	5	1	1	0	0	1	12
01:30	0	0	0	0	0	1	2	1	1	0	0	0	0	5
01:45	0	0	0	0	0	0	2	1	1	3	0	0	0	7
02:00	0	0	0	0	0	0	1	2	1	0	0	0	0	4
02:15	0	0	0	0	0	0	0	2	1	2	0	0	0	5
02:30	0	0	0	0	0	1	0	2	1	0	0	0	0	6
02:45	0	0	0	0	0	0	1	0	0	1	0	0	0	2
03:00	0	0	0	0	0	0	1	2	1	0	0	0	0	4
03:15	0	0	0	0	0	0	2	1	1	0	1	0	0	5
03:30	0	0	0	0	0	1	2	1	2	0	0	0	0	6
03:45	0	0	0	0	0	0	1	4	2	1	1	0	0	8
04:00	0	0	0	0	0	0	0	1	0	0	0	0	1	2
04:15	0	0	0	0	0	1	4	2	2	1	0	0	0	10
04:30	0	0	0	0	0	3	1	2	3	1	0	0	0	10
04:45	0	0	0	0	1	0	2	7	1	3	1	0	0	16
05:00	0	0	0	0	0	1	3	6	5	1	1	0	0	17
05:15	0	0	0	0	0	1	5	4	10	3	0	0	0	24
05:30	0	0	0	0	0	1	5	11	6	1	1	1	0	26
05:45	0	0	0	0	0	2	7	14	11	8	3	0	0	45
06:00	0	0	0	0	0	2	6	11	10	3	0	0	0	32
06:15	0	0	0	0	0	3	11	25	20	7	1	0	0	67
06:30	0	0	0	0	0	6	9	23	15	9	3	0	0	65
06:45	0	0	0	0	0	5	16	29	23	10	2	0	0	85
07:00	1	1	0	0	2	7	31	59	39	14	3	0	0	157
07:15	0	0	0	1	3	13	33	75	52	19	3	1	0	200
07:30	0	1	0	0	2	31	65	94	55	22	5	0	1	276
07:45	0	0	0	0	3	13	49	82	62	24	3	1	0	237
08:00	0	0	0	0	1	13	68	98	56	12	2	0	0	190
08:15	0	0	0	0	5	8	61	90	41	11	5	1	0	222
08:30	0	0	0	0	3	12	54	78	31	11	4	1	0	194
08:45	0	0	0	0	1	15	42	70	36	12	3	0	0	179
09:00	0	0	0	0	4	8	58	60	32	6	1	0	1	170
09:15	0	0	0	0	3	12	49	46	21	5	2	0	0	140
09:30	0	0	0	1	0	11	45	57	28	7	1	0	0	150
09:45	0	0	0	0	1	11	41	55	20	19	4	1	0	152
10:00	0	0	0	0	1	8	36	46	25	9	3	0	0	128
10:15	0	0	0	0	2	11	54	58	18	5	0	0	0	148
10:30	0	0	0	0	1	18	34	57	31	11	2	0	0	154
10:45	0	0	0	0	3	18	64	51	24	8	1	0	0	171
11:00	0	1	0	0	1	13	48	47	23	7	2	1	0	143
11:15	0	0	0	0	1	8	39	49	27	6	2	0	0	132
11:30	0	0	0	0	3	7	26	52	32	11	0	0	0	131
11:45	0	0	0	0	0	7	47	58	22	7	2	1	0	144
12:00 PM	0	0	0	0	0	17	45	51	36	12	1	0	0	162
12:15	0	0	0	0	0	7	43	58	34	12	3	1	0	158
12:30	0	0	0	0	1	8	49	45	39	12	0	0	0	154
12:45	0	0	0	0	1	12	54	53	19	8	2	0	0	149
13:00	0	0	0	0	1	6	47	72	44	13	1	0	0	184
13:15	0	0	1	0	1	6	49	52	33	10	0	0	1	153
13:30	0	0	0	0	1	9	65	58	31	16	2	0	0	182
13:45	0	0	0	0	2	12	47	56	36	14	0	2	0	169
14:00	0	0	0	0	4	13	54	58	33	8	1	0	0	171
14:15	0	0	0	0	1	15	57	77	41	9	3	1	0	204
14:30	0	0	0	0	1	9	62	89	33	7	0	0	0	201
14:45	0	0	0	0	2	17	73	124	60	14	1	0	0	291
15:00	0	0	0	0	1	26	89	103	44	14	0	0	0	278
15:15	0	1	1	0	4	20	72	101	52	19	2	0	0	272
15:30	0	0	1	1	12	12	72	104	38	13	1	0	0	242
15:45	0	0	0	0	2	19	78	109	59	12	0	0	0	279
16:00	0	0	0	0	1	19	72	94	51	14	4	1	0	256
16:15	0	0	0	0	2	30	94	101	54	17	1	0	0	299
16:30	0	0	0	1	1	26	100	81	42	13	2	0	0	266
16:45	0	0	0	0	6	14	108	115	75	21	3	0	1	343
17:00	0	0	0	0	1	11	81	137	63	21	3	1	0	318
17:15	0	0	0	0	0	2	17	73	123	56	23	4	0	298
17:30	0	0	0	0	0	14	78	134	71	19	3	0	0	319
17:45	0	0	0	0	1	25	83	125	54	19	5	0	0	312
18:00	0	0	0	1	1	11	97	119	64	19	3	1	0	316
18:15	0	0	1	0	5	22	76	111	59	20	3	0	0	297
18:30	0	0	0	0	1	9	83	101	43	14	2	0	0	253
18:45	0	0	0	0	4	23	55	76	35	22	4	0	3	222
19:00	0	0	0	0	1	14	48	85	36	15	3	1	0	203
19:15	0	0	0	0	1	15	40	67	44	14	1	1	0	183
19:30	0	0	0	0	1	16	61	58	36	9	1	0	0	182
19:45	0	1	0	0	2	12	59	61	27	12	3	0	1	178
20:00	0	0	0	0	3	15	44	58	26	10	1	0	2	159
20:15	0	0	0	0	1	14	63	55	27	9	1	0	0	168
20:30	0	0	0	0	1	13	54	52	15	8	2	0	0	145
20:45	0	0	0	0	1	14	40	43	17	10	1	0	0	126
21:00	0	0	0	1	0	11	42	45	26	12	0	0	0	137
21:15	0	0	0	0	0	9	34	47	22	5	1	0	1	119
21:30	0	0	0	0	1	6	30	33	22	6	1	0	0	99
21:45	0	0	0	0	1	5	22	38	18	8	0	0	0	92
22:00	0	0	0	0	1	9	25	28	21	8	4	0	1	97
22:15	0	0	0	0	1	5	17	18	15	8	3	0	0	67
22:30	0	0	0	0	0	3	19	19	13	4	1	0	0	59
22:45	0	0	0	0	1	4	15	19	7	2	0	0	0	48
23:00	0	0	0	0	0	1	14	18	8	4	1	1	1	48
23:15	0	0	0	0	0	0	6	8	7	0	0	0	0	21
23:30	0	0	0	0	0	2	10	10	6	2	1	0	0	31
23:45	0	0	0	0	0	2	6	6	4	4	1	0	0	23
<b>Totals</b>	<b>1</b>	<b>5</b>	<b>3</b>	<b>8</b>	<b>104</b>	<b>878</b>	<b>3652</b>	<b>4722</b>	<b>2496</b>	<b>849</b>	<b>143</b>	<b>21</b>	<b>15</b>	<b>12897</b>
<b>% of Totals</b>	<b>0%</b>	<b>0%</b>	<b>0%</b>	<b>0%</b>	<b>1%</b>	<b>7%</b>	<b>28%</b>	<b>37%</b>	<b>19%</b>	<b>7%</b>	<b>1%</b>	<b>0%</b>	<b>0%</b>	<b>100%</b>

AM Volumes	AM Peak Hour	PM Volumes	PM Peak Hour	Directional Peak Periods		
1	3	1	3			
% AM	0%	0%	0%			
AM Peak Hour 06:15-06:45	04:00	08:15-08:45	07:15-07:30			
Volume	1	13	20			
PM Volumes	0	1	4			
% PM	0%	0%	0%			
PM Peak Hour 12:30-12:45	14:30	18:00-18:30	16:15-16:30			
Volume	1	11	94			
Directional Peak Periods	AM 7-9		NOON 12-2		PM 4-6	Off Peak Volumes
All Classes	Volume	%	Volume	%	Volume	%
	1655	13%	1311	10%	2411	19%
					7520	58%

Street Name	Direction	Percentiles				
		15th	50th	Average	85th	95th
Pine Island Rd	North Bound	38	43	44	49	53
Pine Island Rd	South Bound	41	47	47	53	57
						ADT
						12036
						12897

SPEED

Pine Island Rd N/O Sheridan St

Day: Tuesday
Date: 5/16/2023

City: Hollywood
Project #: FL23\_140259\_040

Summary table with columns for Time (00:00 AM to 23:45) and 17 volume categories (< 15 to 70+). Includes a Totals row and a % of Totals row. Below the main table are sections for AM Peak Hour, PM Peak Hour, Directional Peak Periods, and Percentiles.

Table with columns: Street Name, Direction, 15th, 50th, Average, 85th, 95th, ADT. Row: Pine Island Rd, Summary, 40, 45, 45, 51, 55, 24933.

# SPEED

Pine Island Rd N/O Sheridan St

Day: Tuesday  
Date: 5/16/2023

City: Hollywood  
Project #: FL23\_140259\_040n

## North Bound

Time	< 15	15 - 19	20 - 24	25 - 29	30 - 34	35 - 39	40 - 44	45 - 49	50 - 54	55 - 59	60 - 64	65 - 69	70 +	Total
00:00 AM	0	0	0	0	0	14	26	12	6	3	1	0	0	62
01:00	0	0	0	0	2	8	9	9	4	1	0	0	0	33
02:00	0	0	0	0	0	5	11	4	2	1	0	0	1	24
03:00	0	0	0	0	0	3	10	4	2	0	0	0	0	19
04:00	0	0	0	0	1	3	21	13	4	2	0	0	0	44
05:00	0	0	0	0	4	14	34	38	21	5	1	1	0	118
06:00	0	1	2	1	1	46	128	102	47	8	2	0	0	338
07:00	0	0	0	0	11	121	491	374	101	35	3	0	0	1136
08:00	0	0	0	0	36	207	469	350	70	10	3	0	1	1146
09:00	0	0	1	0	21	147	290	198	53	12	5	2	0	729
10:00	0	0	1	4	17	124	229	130	36	9	0	0	0	550
11:00	0	0	0	0	28	112	233	128	43	9	2	0	1	556
12:00 PM	0	0	1	0	17	139	260	164	37	5	0	0	0	623
13:00	0	0	1	0	11	139	313	166	46	7	2	2	0	687
14:00	0	0	0	1	23	144	321	204	69	8	1	0	1	772
15:00	0	1	0	1	14	201	403	222	53	10	2	0	0	907
16:00	0	0	1	0	8	142	372	252	68	11	3	0	1	858
17:00	0	0	0	0	11	156	407	276	52	19	3	5	0	929
18:00	0	0	0	2	21	153	335	209	72	15	3	0	0	810
19:00	0	0	0	1	13	122	257	157	45	5	2	0	0	602
20:00	0	1	0	3	14	77	219	111	41	9	2	1	0	478
21:00	0	0	0	0	13	74	162	78	18	5	0	2	1	353
22:00	0	1	0	1	6	35	62	45	12	2	1	0	1	166
23:00	0	0	0	0	2	20	33	26	11	4	0	0	0	96
<b>Totals</b>		<b>4</b>	<b>7</b>	<b>14</b>	<b>274</b>	<b>2206</b>	<b>5095</b>	<b>3272</b>	<b>913</b>	<b>195</b>	<b>36</b>	<b>13</b>	<b>7</b>	<b>12036</b>
<b>% of Totals</b>		0%	0%	0%	2%	18%	42%	27%	8%	2%	0%	0%	0%	100%

<b>AM Volumes</b>	0	1	4	5	121	804	1951	1362	389	95	17	3	3	4755
<b>% AM</b>		0%	0%	0%	1%	7%	16%	11%	3%	1%	0%	0%	0%	40%
<b>AM Peak Hour</b>		06:00	06:00	10:00	08:00	08:00	07:00	07:00	07:00	07:00	09:00	09:00	02:00	08:00
<b>Volume</b>		1	2	4	36	207	491	374	101	35	5	2	1	1146
<b>PM Volumes</b>	0	3	3	9	153	1402	3144	1910	524	100	19	10	4	7281
<b>% PM</b>		0%	0%	0%	1%	12%	26%	16%	4%	1%	0%	0%	0%	60%
<b>PM Peak Hour</b>		15:00	12:00	20:00	14:00	15:00	17:00	17:00	18:00	17:00	16:00	17:00	14:00	17:00
<b>Volume</b>		1	1	3	23	201	407	276	72	19	3	5	1	929

Directional Peak Periods All Speeds	AM 7-9		NOON 12-2		PM 4-6		Off Peak Volumes	
	Volume	%	Volume	%	Volume	%	Volume	%
	2282	19%	1310	11%	1787	15%	6657	55%

Street Name	Direction	Percentiles					ADT
		15th	50th	Average	85th	95th	
Pine Island Rd	North Bound	38	43	44	49	53	12036
Pine Island Rd	South Bound	41	47	47	53	57	12897



# SPEED

Pine Island Rd N/O Sheridan St

Day: Tuesday  
Date: 5/16/2023

City: Hollywood  
Project #: FL23\_140259\_040s

## South Bound

Time	< 15	15 - 19	20 - 24	25 - 29	30 - 34	35 - 39	40 - 44	45 - 49	50 - 54	55 - 59	60 - 64	65 - 69	70 +	Total
00:00 AM	0	0	0	0	0	7	15	23	25	2	1	1	0	74
01:00	0	0	0	0	0	1	8	12	5	5	1	0	1	33
02:00	0	0	0	0	1	0	4	6	3	3	0	0	0	17
03:00	0	0	0	0	0	1	6	8	6	1	1	0	0	23
04:00	0	0	0	1	0	5	7	12	6	5	1	1	0	38
05:00	0	0	0	0	0	5	20	35	32	13	5	2	0	112
06:00	0	0	0	0	0	16	42	88	68	29	6	0	0	249
07:00	1	2	0	1	10	64	178	310	208	79	14	2	1	870
08:00	0	0	0	0	10	48	225	296	144	46	14	2	0	785
09:00	0	0	0	1	8	42	193	220	101	37	8	1	1	612
10:00	0	0	0	1	7	55	188	212	98	33	6	0	1	601
11:00	0	1	0	0	5	35	160	206	104	31	6	2	0	550
12:00 PM	0	0	0	0	2	44	191	207	128	44	6	1	0	623
13:00	0	0	1	0	5	33	208	238	144	53	3	2	1	688
14:00	0	0	0	0	8	54	246	348	167	38	5	1	0	867
15:00	0	1	1	1	8	77	312	417	193	58	3	0	0	1071
16:00	0	0	0	1	10	89	374	391	222	65	10	1	1	1164
17:00	0	0	0	0	4	67	315	519	244	82	15	1	0	1247
18:00	0	0	1	1	11	65	311	407	201	75	12	1	3	1088
19:00	0	1	0	0	5	57	208	271	143	50	8	2	1	746
20:00	0	0	0	0	5	56	201	207	85	37	5	0	2	598
21:00	0	0	0	1	2	31	128	163	88	31	2	0	1	447
22:00	0	0	0	0	3	21	76	84	56	22	8	0	1	271
23:00	0	0	0	0	0	5	36	42	25	10	3	1	1	123
<b>Totals</b>	<b>1</b>	<b>5</b>	<b>3</b>	<b>8</b>	<b>104</b>	<b>878</b>	<b>3652</b>	<b>4722</b>	<b>2496</b>	<b>849</b>	<b>143</b>	<b>21</b>	<b>15</b>	<b>12897</b>
<b>% of Totals</b>	<b>0%</b>	<b>0%</b>	<b>0%</b>	<b>0%</b>	<b>1%</b>	<b>7%</b>	<b>28%</b>	<b>37%</b>	<b>19%</b>	<b>7%</b>	<b>1%</b>	<b>0%</b>	<b>0%</b>	<b>100%</b>

<b>AM Volumes</b>	1	3	0	4	41	279	1046	1428	800	284	63	11	4	3964
<b>% AM</b>	0%	0%		0%	0%	2%	8%	11%	6%	2%	0%	0%	0%	31%
<b>AM Peak Hour</b>	07:00	07:00		04:00	07:00	07:00	08:00	07:00	07:00	07:00	07:00	05:00	01:00	07:00
<b>Volume</b>	1	2		1	10	64	225	310	208	79	14	2	1	870
<b>PM Volumes</b>	0	2	3	4	63	599	2606	3294	1696	565	80	10	11	8933
<b>% PM</b>		0%	0%	0%	0%	5%	20%	26%	13%	4%	1%	0%	0%	69%
<b>PM Peak Hour</b>		15:00	13:00	15:00	18:00	16:00	16:00	17:00	17:00	17:00	17:00	13:00	18:00	17:00
<b>Volume</b>		1	1	1	11	89	374	519	244	82	15	2	3	1247

Directional Peak Periods All Speeds	AM 7-9		NOON 12-2		PM 4-6		Off Peak Volumes	
	Volume	%	Volume	%	Volume	%	Volume	%
	1655	↔ 13%	1311	↔ 10%	2411	↔ 19%	7520	↔ 58%

Street Name	Direction	Percentiles					ADT
		15th	50th	Average	85th	95th	
Pine Island Rd	North Bound	38	43	44	49	53	12036
Pine Island Rd	South Bound	41	47	47	53	57	12897

# SPEED

Pine Island Rd N/O Sheridan St

Day: Tuesday  
Date: 5/16/2023

City: Hollywood  
Project #: FL23\_140259\_040

## Summary

Time	< 15	15 - 19	20 - 24	25 - 29	30 - 34	35 - 39	40 - 44	45 - 49	50 - 54	55 - 59	60 - 64	65 - 69	70 +	Total
00:00 AM	0	0	0	0	0	21	41	35	31	5	2	1	0	136
01:00	0	0	0	0	2	9	17	21	9	6	1	0	1	66
02:00	0	0	0	0	1	5	15	10	5	4	0	0	1	41
03:00	0	0	0	0	0	4	16	12	8	1	1	0	0	42
04:00	0	0	0	1	1	8	28	25	10	7	1	1	0	82
05:00	0	0	0	0	4	19	54	73	53	18	6	3	0	230
06:00	0	1	2	1	1	62	170	190	115	37	8	0	0	587
07:00	1	2	0	1	21	185	669	684	309	114	17	2	1	2006
08:00	0	0	0	0	46	255	694	646	214	56	17	2	1	1931
09:00	0	0	1	1	29	189	483	418	154	49	13	3	1	1341
10:00	0	0	1	5	24	179	417	342	134	42	6	0	1	1151
11:00	0	1	0	0	33	147	393	334	147	40	8	2	1	1106
12:00 PM	0	0	1	0	19	183	451	371	165	49	6	1	0	1246
13:00	0	0	2	0	16	172	521	404	190	60	5	4	1	1375
14:00	0	0	0	1	31	198	567	552	236	46	6	1	1	1639
15:00	0	2	1	2	22	278	715	639	246	68	5	0	0	1978
16:00	0	0	1	1	18	231	746	643	290	76	13	1	2	2022
17:00	0	0	0	0	15	223	722	795	296	101	18	6	0	2176
18:00	0	0	1	3	32	218	646	616	273	90	15	1	3	1898
19:00	0	1	0	1	18	179	465	428	188	55	10	2	1	1348
20:00	0	1	0	3	19	133	420	318	126	46	7	1	2	1076
21:00	0	0	0	1	15	105	290	241	106	36	2	2	2	800
22:00	0	1	0	1	9	56	138	129	68	24	9	0	2	437
23:00	0	0	0	0	2	25	69	68	36	14	3	1	1	219
<b>Totals</b>	<b>1</b>	<b>9</b>	<b>10</b>	<b>22</b>	<b>378</b>	<b>3084</b>	<b>8747</b>	<b>7994</b>	<b>3409</b>	<b>1044</b>	<b>179</b>	<b>34</b>	<b>22</b>	<b>24933</b>
<b>% of Totals</b>	<b>0%</b>	<b>0%</b>	<b>0%</b>	<b>0%</b>	<b>2%</b>	<b>12%</b>	<b>35%</b>	<b>32%</b>	<b>14%</b>	<b>4%</b>	<b>1%</b>	<b>0%</b>	<b>0%</b>	<b>100%</b>

<b>AM Volumes</b>	1	4	4	9	162	1083	2997	2790	1189	379	80	14	7	8719
<b>% AM</b>	0%	0%	0%	0%	1%	4%	12%	11%	5%	2%	0%	0%	0%	35%
<b>AM Peak Hour</b>	07:00	07:00	06:00	10:00	08:00	08:00	08:00	07:00	07:00	07:00	07:00	05:00	01:00	07:00
<b>Volume</b>	1	2	2	5	46	255	694	684	309	114	17	3	1	2006
<b>PM Volumes</b>	0	5	6	13	216	2001	5750	5204	2220	665	99	20	15	16214
<b>% PM</b>		0%	0%	0%	1%	8%	23%	21%	9%	3%	0%	0%	0%	65%
<b>PM Peak Hour</b>		15:00	13:00	18:00	18:00	15:00	16:00	17:00	17:00	17:00	17:00	17:00	18:00	17:00
<b>Volume</b>		2	2	3	32	278	746	795	296	101	18	6	3	2176

Directional Peak Periods All Speeds	AM 7-9		NOON 12-2		PM 4-6		Off Peak Volumes	
	Volume	%	Volume	%	Volume	%	Volume	%
	3937	↔ 16%	2621	↔ 11%	4198	↔ 17%	14177	↔ 57%

Street Name	Direction	Percentiles					ADT
		15th	50th	Average	85th	95th	
Pine Island Rd	Summary	40	45	45	51	55	24933

Day: Tuesday  
 Date: 5/16/2023

City: Hollywood  
 Project #: FL23\_140259\_040

DAILY TOTALS												Total		
		NB		SB		EB		WB				Total		
		12,036		12,897		0		0				24,933		
AM Period	NB	SB	EB	WB	TOTAL	PMI Period	NB	SB	EB	WB	TOTAL			
00:00	20	24	0	0	44	12:00	159	162	0	0	321			
00:15	25	18	0	0	43	12:15	168	158	0	0	326			
00:30	6	17	0	0	23	12:30	162	154	0	0	316			
00:45	11	62	15	74	26	12:45	134	623	149	623	0	0	283	1246
01:00	17	9	0	0	26	13:00	178	184	0	0	362			
01:15	4	12	0	0	16	13:15	162	153	0	0	315			
01:30	5	5	0	0	10	13:30	159	182	0	0	341			
01:45	7	33	7	33	14	13:45	188	687	169	688	0	0	357	1375
02:00	7	4	0	0	11	14:00	156	171	0	0	327			
02:15	5	5	0	0	10	14:15	200	204	0	0	404			
02:30	8	6	0	0	14	14:30	230	201	0	0	431			
02:45	4	24	2	17	6	14:45	186	772	291	867	0	0	477	1639
03:00	2	4	0	0	6	15:00	226	278	0	0	504			
03:15	4	5	0	0	9	15:15	233	272	0	0	505			
03:30	6	6	0	0	12	15:30	215	242	0	0	457			
03:45	7	19	8	23	15	15:45	233	907	279	1071	0	0	512	1978
04:00	7	2	0	0	9	16:00	189	256	0	0	445			
04:15	7	10	0	0	17	16:15	255	299	0	0	554			
04:30	9	10	0	0	19	16:30	204	266	0	0	470			
04:45	21	44	16	38	37	16:45	210	858	343	1164	0	0	553	2022
05:00	15	17	0	0	32	17:00	241	318	0	0	559			
05:15	25	24	0	0	49	17:15	236	298	0	0	534			
05:30	36	26	0	0	62	17:30	225	319	0	0	544			
05:45	42	118	45	112	87	17:45	227	929	312	1247	0	0	539	2176
06:00	33	32	0	0	65	18:00	214	316	0	0	530			
06:15	75	67	0	0	142	18:15	230	297	0	0	527			
06:30	114	65	0	0	179	18:30	189	253	0	0	442			
06:45	116	338	85	249	201	18:45	177	810	222	1088	0	0	399	1898
07:00	198	157	0	0	355	19:00	189	203	0	0	392			
07:15	267	200	0	0	467	19:15	160	183	0	0	343			
07:30	313	276	0	0	589	19:30	123	182	0	0	305			
07:45	358	1136	237	870	595	19:45	130	602	178	746	0	0	308	1348
08:00	320	190	0	0	510	20:00	145	159	0	0	304			
08:15	326	222	0	0	548	20:15	111	168	0	0	279			
08:30	267	194	0	0	461	20:30	123	145	0	0	268			
08:45	233	1146	179	785	412	20:45	99	478	126	598	0	0	225	1076
09:00	211	170	0	0	381	21:00	100	137	0	0	237			
09:15	184	140	0	0	324	21:15	104	119	0	0	223			
09:30	154	150	0	0	304	21:30	70	99	0	0	169			
09:45	180	729	152	612	332	21:45	79	353	92	447	0	0	171	800
10:00	126	128	0	0	254	22:00	59	97	0	0	156			
10:15	127	148	0	0	275	22:15	48	67	0	0	115			
10:30	159	154	0	0	313	22:30	34	59	0	0	93			
10:45	138	550	171	601	309	22:45	25	166	48	271	0	0	73	437
11:00	151	143	0	0	294	23:00	32	48	0	0	80			
11:15	134	132	0	0	266	23:15	28	21	0	0	49			
11:30	120	131	0	0	251	23:30	18	31	0	0	49			
11:45	151	556	144	550	295	23:45	18	96	23	123	0	0	41	219
TOTALS	4755	3964			8719	TOTALS	7281	8933			16214			
SPLIT %	54.5%	45.5%			35.0%	SPLIT %	44.9%	55.1%			65.0%			
DAILY TOTALS												Total		
		NB		SB		EB		WB				Total		
		12,036		12,897		0		0				24,933		
AM Peak Hour	07:30	07:30			07:30	PM Peak Hour	17:00	16:45			16:45			
AM Pk Volume	1317	925			2242	PM Pk Volume	929	1278			2190			
Pk Hr Factor	0.920	0.838			0.942	Pk Hr Factor	0.964	0.931			0.979			
7 - 9 Volume	2282	1655	0	0	3937	4 - 6 Volume	1787	2411	0	0	4198			
7 - 9 Peak Hour	07:30	07:30			07:30	4 - 6 Peak Hour	17:00	16:45			16:45			
7 - 9 Pk Volume	1317	925	0	0	2242	4 - 6 Pk Volume	929	1278	0	0	2190			
Pk Hr Factor	0.920	0.838	0.920	0.920	0.942	Pk Hr Factor	0.964	0.931	0.920	0.920	0.979			





**SPEED**

Pine Island Rd N/O Sheridan St

Day: Wednesday  
Date: 5/17/2023

City: Hollywood  
Project #: FL23\_140259\_040s

**South Bound**

Time	< 15	15 - 19	20 - 24	25 - 29	30 - 34	35 - 39	40 - 44	45 - 49	50 - 54	55 - 59	60 - 64	65 - 69	70 +	Total
00:00 AM	0	0	0	0	0	1	7	6	6	2	1	1	0	24
00:15	0	0	1	0	0	0	6	8	2	3	0	0	0	20
00:30	0	0	0	0	0	3	6	5	3	1	0	0	0	17
00:45	0	0	0	0	0	0	6	9	3	1	0	0	0	19
01:00	0	0	0	0	0	0	4	5	3	0	0	0	0	14
01:15	0	0	0	0	0	0	4	4	1	0	1	1	0	11
01:30	0	0	1	0	0	3	3	1	1	0	0	0	0	9
01:45	0	0	0	0	0	1	5	3	1	2	0	0	0	12
02:00	0	0	0	0	0	1	2	1	0	0	1	0	0	5
02:15	0	0	0	0	0	0	1	4	2	0	0	0	0	7
02:30	0	0	0	0	0	0	1	0	0	1	1	0	0	3
02:45	0	0	0	0	0	1	0	1	0	0	0	0	0	2
03:00	0	0	0	0	0	0	0	0	2	0	1	0	0	3
03:15	0	0	0	0	0	0	0	2	1	0	0	1	0	4
03:30	0	0	0	0	0	0	1	0	1	0	1	0	0	3
03:45	0	0	0	0	0	0	1	1	1	0	0	1	0	4
04:00	0	0	0	0	0	1	3	3	1	0	0	0	0	8
04:15	0	0	0	0	0	1	4	3	2	2	0	1	0	13
04:30	0	0	0	0	0	1	3	4	1	0	0	0	0	9
04:45	0	0	0	0	0	1	5	6	9	3	1	0	0	25
05:00	0	0	0	0	1	1	2	4	4	3	1	0	0	16
05:15	0	0	0	0	2	4	12	8	3	0	0	0	0	28
05:30	0	0	0	0	1	4	11	7	5	0	0	0	0	28
05:45	0	0	0	0	2	5	12	10	5	1	0	0	0	35
06:00	0	0	0	0	1	2	6	14	14	4	0	0	0	41
06:15	0	0	0	0	0	2	11	22	13	7	1	0	0	56
06:30	0	0	0	0	1	5	17	33	15	6	1	0	0	79
06:45	0	1	0	0	1	4	17	42	27	10	1	1	1	105
07:00	0	0	0	0	0	6	23	63	37	12	5	0	0	146
07:15	0	0	0	0	1	14	41	84	63	28	2	0	0	233
07:30	0	1	0	0	1	15	51	118	52	20	1	0	0	259
07:45	0	0	0	0	1	21	60	79	49	17	7	0	0	234
08:00	0	1	0	0	1	11	41	84	54	14	2	0	0	209
08:15	0	0	0	0	2	26	59	85	54	18	1	0	0	245
08:30	0	0	0	0	0	18	50	66	47	15	6	0	0	202
08:45	0	0	0	0	1	12	54	55	36	14	0	1	0	173
09:00	0	0	0	0	0	12	43	63	41	9	2	0	0	170
09:15	0	0	0	0	0	15	47	49	38	9	2	0	0	160
09:30	0	0	0	0	2	12	41	61	33	8	2	0	0	159
09:45	0	0	0	1	1	16	37	66	29	10	1	1	0	162
10:00	0	0	0	0	1	8	26	43	33	10	0	0	0	121
10:15	0	0	0	1	2	10	40	60	40	12	2	2	0	169
10:30	0	0	0	0	1	9	43	38	30	6	1	0	0	128
10:45	0	0	0	0	6	12	39	48	31	10	2	0	0	149
11:00	0	0	0	0	2	9	45	42	29	10	0	0	1	138
11:15	0	0	0	1	0	9	46	63	24	4	1	0	0	148
11:30	0	0	0	0	2	17	41	57	27	8	1	0	0	153
11:45	0	0	0	0	0	14	41	46	28	6	1	0	0	136
12:00 PM	0	0	0	0	2	19	45	55	31	10	2	1	0	165
12:15	0	0	0	1	1	15	42	62	34	4	5	0	0	164
12:30	0	0	0	0	1	12	32	54	35	8	1	1	1	145
12:45	0	0	0	0	1	9	38	56	38	11	2	1	1	157
13:00	0	0	0	0	1	20	40	63	38	8	4	0	0	174
13:15	0	0	1	1	3	12	54	63	33	11	1	0	0	179
13:30	0	0	0	0	1	9	43	69	54	14	0	1	0	191
13:45	0	0	0	0	1	11	52	82	48	14	0	1	1	210
14:00	0	0	0	0	1	10	44	79	62	10	2	0	0	208
14:15	0	0	0	0	2	28	64	82	38	6	8	0	1	229
14:30	0	0	0	0	4	21	32	89	40	14	3	1	0	202
14:45	0	0	0	0	1	4	26	73	96	45	14	2	0	261
15:00	0	0	0	0	2	29	103	88	41	9	1	0	0	283
15:15	0	0	0	0	2	24	76	92	54	12	2	0	0	262
15:30	0	0	0	0	1	22	63	93	60	17	2	1	0	259
15:45	0	0	0	0	1	11	66	96	59	11	0	0	0	244
16:00	0	0	0	0	1	22	74	108	51	14	6	1	0	277
16:15	0	1	0	0	6	22	75	93	54	8	2	0	0	263
16:30	0	0	0	0	4	18	55	89	43	17	5	0	0	231
16:45	0	0	0	0	3	19	72	131	67	24	2	1	0	319
17:00	0	0	0	0	1	13	49	126	83	23	6	0	1	302
17:15	0	0	0	0	1	2	19	64	137	89	22	6	1	342
17:30	0	0	0	0	1	25	82	128	93	18	8	2	1	358
17:45	0	0	0	0	1	18	78	115	67	17	5	1	0	303
18:00	0	0	0	0	2	15	80	122	67	17	1	1	0	305
18:15	0	0	0	0	1	23	93	94	54	11	1	1	1	279
18:30	0	0	0	0	4	32	63	100	64	14	2	0	0	279
18:45	0	0	0	0	1	16	76	83	48	9	0	0	0	233
19:00	0	1	0	0	7	11	56	77	26	7	3	2	0	192
19:15	0	0	0	0	7	14	48	74	48	12	2	1	0	206
19:30	0	0	0	0	2	11	49	82	45	12	6	0	0	207
19:45	0	0	0	0	2	8	41	60	36	12	0	1	1	161
20:00	0	0	0	0	2	7	46	59	30	6	1	0	0	151
20:15	0	0	0	0	2	8	40	67	43	13	0	0	0	173
20:30	0	0	0	0	1	14	27	44	27	8	2	1	0	118
20:45	0	0	0	0	2	7	33	54	27	10	1	0	0	134
21:00	0	0	0	0	0	5	34	44	36	11	1	1	0	132
21:15	0	0	0	0	0	11	22	34	18	12	2	0	0	99
21:30	0	0	0	0	1	8	26	36	29	7	2	1	0	110
21:45	0	3	0	0	1	7	34	37	35	5	2	0	3	115
22:00	0	0	0	0	0	5	14	20	21	10	2	0	1	73
22:15	0	0	0	0	1	6	24	26	17	5	2	0	0	81
22:30	0	0	0	0	1	4	8	11	11	5	1	0	0	41
22:45	0	0	0	0	0	2	6	14	12	4	1	2	0	41
23:00	0	0	0	0	0	2	6	15	9	2	0	0	0	34
23:15	0	0	0	0	0	1	4	16	10	4	1	0	0	36
23:30	0	0	0	0	1	3	7	11	6	4	1	0	0	33
23:45	0	0	0	0	0	2	3	14	4	3	0	0	0	26
<b>Totals</b>	<b>8</b>	<b>2</b>	<b>11</b>	<b>112</b>	<b>960</b>	<b>3241</b>	<b>4826</b>	<b>2893</b>	<b>817</b>	<b>160</b>	<b>34</b>	<b>13</b>	<b>13079</b>	
<b>% of Totals</b>	<b>0%</b>	<b>0%</b>	<b>0%</b>	<b>1%</b>	<b>7%</b>	<b>25%</b>	<b>37%</b>	<b>22%</b>	<b>6%</b>	<b>1%</b>	<b>0%</b>	<b>0%</b>	<b>100%</b>	

AM Volumes	0	3	1	4	28	234	999	1486	936	300	51	19	4	4092
% AM	0%	0%	0%	0%	0%	2%	8%	11%	7%	2%	0%	0%	0%	31%
AM Peak Hour	06:45	07:00	07:15	07:30	07:45	07:30	07:30	07:30	07:15	07:45	09:30	06:00	07:30	07:30
Volume	2	1	2	11	76	211	365	219	79	29	19	7	92	94
PM Volumes	0	3	1	7	84	666	2240	3340	1977	517	109	24	11	8987
% PM	0%	0%	0%	0%	1%	5%	17%	26%	15%	4%	1%	0%	0%	69%
PM Peak Hour	21:00	21:00	21:30	21:30	15:30	18:30	14:45	17:30	16:45	17:00	17:15	16:45	16:45	16:45
Volume	3	3	11	2	114	133	522	332	332	87	25	5	1	1321

Directional Peak Periods		AM 7-9		NOON 12-2		PM 4-6		Off Peak Volumes	
All Classes	Volume	%	Volume	%	Volume	%	Volume	%	
	1701	13%	1385	11%	2395	18%	7598	58%	

Street Name	Direction	15th	50th	Average	85th	95th	ADT
Pine Island Rd	North Bound	38	43	44			

**SPEED**

Pine Island Rd N/O Sheridan St

Day: Wednesday

City: Hollywood

Date: 5/17/2023

Project #: FL23\_140259\_040

**Summary**

Time	< 15	15 - 19	20 - 24	25 - 29	30 - 34	35 - 39	40 - 44	45 - 49	50 - 54	55 - 59	60 - 64	65 - 69	70 +	Total
00:00 AM	0	0	0	0	1	3	13	9	9	3	1	2	0	41
00:15	0	0	1	0	0	3	9	10	2	3	0	0	0	28
00:30	0	0	0	0	0	5	9	5	3	2	0	0	0	24
00:45	0	0	0	0	2	1	6	10	5	2	0	0	0	26
01:00	0	0	0	0	0	2	7	5	5	0	0	0	0	18
01:15	0	0	0	0	0	3	6	6	1	0	2	1	0	19
01:30	0	0	0	1	0	2	5	6	2	1	0	0	0	17
01:45	0	0	0	0	0	1	6	5	1	2	0	0	0	15
02:00	0	0	0	0	0	1	5	5	2	1	1	1	0	16
02:15	0	0	0	0	1	1	1	5	2	0	0	0	0	10
02:30	0	0	0	0	0	0	0	5	1	0	1	1	0	8
02:45	0	0	0	0	0	0	2	1	1	0	0	0	0	4
03:00	0	0	0	0	0	0	1	1	4	0	1	1	0	8
03:15	0	0	0	0	0	2	1	3	1	2	0	1	0	10
03:30	0	0	0	0	0	1	4	1	1	0	1	0	0	8
03:45	0	0	0	0	0	2	2	4	3	1	0	1	0	13
04:00	0	0	0	0	0	1	5	4	3	0	0	0	0	14
04:15	0	0	0	0	0	3	8	6	3	3	0	1	0	24
04:30	0	0	0	0	1	5	2	9	5	1	0	0	0	23
04:45	0	0	0	0	0	1	4	9	13	11	4	1	0	43
05:00	0	0	0	0	2	6	5	8	6	1	0	0	0	39
05:15	0	0	0	0	0	5	8	19	12	4	0	0	0	48
05:30	0	0	0	1	0	2	9	29	12	8	0	0	0	61
05:45	1	0	0	1	2	9	26	26	18	5	1	0	0	89
06:00	0	0	1	1	1	1	9	19	30	18	7	0	0	86
06:15	0	0	0	0	1	16	32	48	17	9	1	0	0	124
06:30	0	0	0	0	5	11	50	63	34	8	1	0	0	173
06:45	0	1	0	0	4	13	70	94	50	12	3	1	1	249
07:00	0	0	0	0	0	33	88	136	62	16	6	0	0	341
07:15	0	0	0	4	15	37	144	171	88	34	3	0	0	496
07:30	0	2	0	0	7	42	183	224	75	26	1	0	1	561
07:45	0	0	0	1	6	61	182	198	75	22	7	0	0	552
08:00	0	1	0	0	6	14	56	168	73	18	3	0	0	509
08:15	0	0	0	0	17	88	167	156	79	21	1	0	0	528
08:30	0	0	0	0	3	78	161	127	66	22	7	0	0	464
08:45	0	0	0	0	14	52	139	125	50	15	0	1	0	396
09:00	0	0	0	0	4	37	133	109	60	12	2	0	0	357
09:15	0	0	0	1	5	61	114	90	50	11	2	0	0	334
09:30	0	0	0	0	6	47	109	99	43	10	2	0	0	314
09:45	0	0	0	1	5	70	121	110	43	10	2	2	0	364
10:00	0	0	0	0	6	37	71	92	43	11	0	0	0	260
10:15	0	0	0	2	7	45	91	103	54	14	2	2	0	320
10:30	0	0	0	1	2	35	124	64	38	7	3	0	0	274
10:45	0	0	0	0	12	61	81	80	38	10	2	0	0	295
11:00	0	0	0	0	7	32	114	73	35	11	0	0	1	273
11:15	0	0	0	1	5	38	93	86	33	5	1	0	0	262
11:30	0	0	0	0	2	43	103	86	38	11	1	0	0	284
11:45	0	0	0	0	4	56	115	95	34	9	1	0	0	314
12:00 PM	0	0	0	1	12	61	112	81	11	11	2	1	1	323
12:15	0	0	0	5	12	47	100	92	45	5	5	1	0	312
12:30	0	0	1	0	5	44	119	96	49	10	1	1	1	327
12:45	0	0	0	0	7	45	111	90	56	14	2	1	1	327
13:00	0	0	0	1	6	62	79	110	54	10	4	0	0	326
13:15	0	0	2	6	7	46	130	107	47	12	1	0	0	358
13:30	0	0	0	0	5	63	104	117	69	16	1	0	0	346
13:45	0	0	0	0	6	43	139	134	56	14	0	2	1	395
14:00	0	0	0	0	4	45	130	111	74	12	2	0	0	378
14:15	0	0	0	0	6	83	152	136	50	9	8	1	1	446
14:30	0	0	0	0	6	64	140	158	47	17	3	1	0	436
14:45	0	0	0	1	5	62	162	145	63	15	2	0	0	455
15:00	0	0	0	0	11	100	201	120	48	9	1	0	0	498
15:15	0	1	0	1	17	81	184	146	63	14	2	0	0	509
15:30	0	0	0	0	3	46	170	162	86	26	3	1	0	497
15:45	0	0	0	0	4	69	191	152	68	13	0	0	0	497
16:00	0	0	0	0	10	71	190	172	68	16	6	1	0	534
16:15	0	1	0	1	8	60	174	154	74	10	2	0	0	485
16:30	0	0	0	0	8	47	158	161	61	19	5	0	0	459
16:45	0	0	0	0	5	49	161	194	86	26	2	2	0	525
17:00	0	0	0	0	6	54	179	203	109	24	7	0	1	583
17:15	1	0	0	1	2	61	177	196	100	24	6	1	1	570
17:30	0	0	0	1	9	70	207	188	111	20	8	2	1	617
17:45	0	1	0	2	3	58	182	199	81	18	5	1	0	561
18:00	0	0	0	0	4	48	173	175	79	23	2	1	0	505
18:15	0	0	2	1	6	42	199	176	67	11	2	1	1	508
18:30	0	0	0	0	7	78	150	144	72	19	2	3	0	475
18:45	0	0	0	0	4	48	166	127	63	12	1	1	0	422
19:00	0	0	1	1	6	43	154	129	63	7	4	3	0	375
19:15	0	0	0	0	11	48	132	122	61	14	2	1	0	391
19:30	0	0	0	0	4	26	108	126	63	16	6	0	0	349
19:45	0	0	0	0	4	39	102	85	44	15	0	1	1	291
20:00	0	0	0	1	8	32	109	92	44	14	1	0	0	300
20:15	0	0	0	1	6	45	99	88	47	13	2	0	0	302
20:30	0	0	0	0	6	3	48	88	71	6	9	2	1	251
20:45	0	0	0	0	2	26	78	80	32	11	1	0	0	230
21:00	0	0	0	1	4	24	69	61	42	13	1	1	0	216
21:15	0	0	0	0	2	19	62	63	22	13	2	0	0	183
21:30	0	0	0	1	7	29	62	46	39	8	3	1	0	196
21:45	0	3	0	1	5	23	63	56	38	6	2	0	1	197
22:00	0	0	0	1	2	16	40	31	30	11	2	0	1	134
22:15	0	0	0	1	1	18	48	36	22	6	2	0	0	133
22:30	0	0	0	0	1	13	28	27	14	5	2	0	0	90
22:45	0	0	0	0	1	8	18	27	12	4	1	3	0	74
23:00	0	0	0	1	3	7	18	24	13	3	0	0	0	69
23:15	0	0	0	0	0	7	18	27	12	5	1	1	0	71
23:30	0	0	0	0	2	7	13	20	9	4	1	0	0	56
23:45	0	0	0	0	1	5	15	16	8	4	0	0	1	50
<b>Totals</b>	<b>2</b>	<b>11</b>	<b>7</b>	<b>43</b>	<b>426</b>	<b>3220</b>	<b>8490</b>	<b>8100</b>	<b>3821</b>	<b>989</b>	<b>181</b>	<b>48</b>	<b>20</b>	<b>25359</b>
<b>% of Totals</b>	<b>0%</b>	<b>0%</b>	<b>0%</b>	<b>0%</b>	<b>2%</b>	<b>13%</b>	<b>33%</b>	<b>32%</b>	<b>15%</b>	<b>4%</b>	<b>1%</b>	<b>0%</b>	<b>0%</b>	<b>100%</b>

Directional Peak Periods	AM 7-9	NOON 12-2	PM 4-6	Off Peak Volumes
All Classes	Volume 3847	Volume 2714	Volume 4334	Volume 14464
	% 15%	% 11%	% 17%	% 57%

Street Name	Direction	15th	50th	Average	85th	95th	ADT
Pine Island Rd	Summary	40	45	46	52	55	25359

# SPEED

Pine Island Rd N/O Sheridan St

Day: Wednesday

Date: 5/17/2023

City: Hollywood

Project #: FL23\_140259\_040n

## North Bound

Time	< 15	15 - 19	20 - 24	25 - 29	30 - 34	35 - 39	40 - 44	45 - 49	50 - 54	55 - 59	60 - 64	65 - 69	70 +	Total
00:00 AM	0	0	0	0	3	8	12	6	6	3	0	1	0	39
01:00	0	0	0	0	0	7	8	7	4	0	1	0	0	27
02:00	0	0	0	0	1	1	8	7	2	1	0	1	0	21
03:00	0	0	0	0	0	5	6	6	4	3	0	1	0	25
04:00	0	0	0	0	2	10	11	17	6	2	0	0	1	49
05:00	1	0	0	2	3	16	33	44	21	7	0	0	0	127
06:00	0	0	1	1	8	36	120	124	50	9	2	0	0	351
07:00	0	1	0	5	25	117	422	385	99	21	2	0	1	1078
08:00	0	0	0	0	44	207	431	294	76	14	2	0	0	1068
09:00	0	0	0	1	15	160	309	169	55	7	1	1	0	718
10:00	0	0	0	2	17	139	229	150	39	4	2	0	0	582
11:00	0	0	0	0	14	120	252	132	32	8	0	0	0	558
12:00 PM	0	0	1	5	31	142	285	132	53	7	0	1	1	658
13:00	0	0	1	6	18	132	263	191	53	5	1	1	0	671
14:00	0	0	0	0	10	169	371	204	49	11	0	1	0	815
15:00	0	1	0	1	29	200	438	211	51	13	1	0	0	945
16:00	0	0	0	0	17	146	407	260	74	8	0	1	0	913
17:00	1	1	0	2	15	168	482	280	69	6	1	0	1	1026
18:00	0	0	2	1	13	130	376	223	48	14	3	4	0	814
19:00	0	0	0	0	12	112	282	169	54	9	1	1	0	640
20:00	0	0	0	2	13	115	228	107	30	10	2	0	0	507
21:00	0	0	0	2	16	64	150	75	23	5	1	0	0	336
22:00	0	0	0	1	3	38	82	50	17	2	1	1	0	195
23:00	0	0	0	1	5	18	44	31	13	3	0	1	1	117
<b>Totals</b>	<b>2</b>	<b>3</b>	<b>5</b>	<b>32</b>	<b>314</b>	<b>2260</b>	<b>5249</b>	<b>3274</b>	<b>928</b>	<b>172</b>	<b>21</b>	<b>15</b>	<b>5</b>	<b>12280</b>
<b>% of Totals</b>	<b>0%</b>	<b>0%</b>	<b>0%</b>	<b>0%</b>	<b>3%</b>	<b>18%</b>	<b>43%</b>	<b>27%</b>	<b>8%</b>	<b>1%</b>	<b>0%</b>	<b>0%</b>	<b>0%</b>	<b>100%</b>

<b>AM Volumes</b>	1	1	1	11	132	826	1841	1341	394	79	10	4	2	4643
<b>% AM</b>	0%	0%	0%	0%	1%	7%	15%	11%	3%	1%	0%	0%	0%	38%
<b>AM Peak Hour</b>	05:00	07:00	06:00	07:00	08:00	08:00	08:00	07:00	07:00	07:00	06:00		04:00	07:00
<b>Volume</b>	1	1	1	5	44	207	431	385	99	21	2	1	1	1078
<b>PM Volumes</b>	1	2	4	21	182	1434	3408	1933	534	93	11	11	3	7637
<b>% PM</b>	0%	0%	0%	0%	1%	12%	28%	16%	4%	1%	0%	0%	0%	62%
<b>PM Peak Hour</b>	17:00	15:00	18:00	13:00	12:00	15:00	17:00	17:00	16:00	18:00	18:00	18:00	12:00	17:00
<b>Volume</b>	1	1	2	6	31	200	482	280	74	14	3	4	1	1026

Directional Peak Periods All Speeds	AM 7-9		NOON 12-2		PM 4-6		Off Peak Volumes	
	Volume	%	Volume	%	Volume	%	Volume	%
	2146	17%	1329	11%	1939	16%	6866	56%

Street Name	Direction	Percentiles					ADT
		15th	50th	Average	85th	95th	
Pine Island Rd	North Bound	38	43	44	49	53	12280
Pine Island Rd	South Bound	41	47	47	53	57	13079



# SPEED

## Pine Island Rd N/O Sheridan St

Day: Wednesday

Date: 5/17/2023

City: Hollywood

Project #: FL23\_140259\_040s

### South Bound

Time	< 15	15 - 19	20 - 24	25 - 29	30 - 34	35 - 39	40 - 44	45 - 49	50 - 54	55 - 59	60 - 64	65 - 69	70 +	Total
00:00 AM	0	0	1	0	0	4	25	28	13	7	1	1	0	80
01:00	0	0	0	1	0	1	16	15	5	3	1	1	0	43
02:00	0	0	0	0	0	1	5	5	3	1	2	0	0	17
03:00	0	0	0	0	0	0	2	3	5	0	2	2	0	14
04:00	0	0	0	0	0	3	13	15	16	6	1	1	0	55
05:00	0	0	0	0	1	6	15	39	29	16	2	0	0	108
06:00	0	1	0	0	3	13	51	111	69	27	3	1	2	281
07:00	0	1	0	0	3	56	175	344	201	77	15	0	0	872
08:00	0	1	0	0	4	67	204	290	192	61	9	1	0	829
09:00	0	0	0	1	3	55	168	239	141	36	7	1	0	651
10:00	0	0	0	1	10	39	148	189	134	38	5	2	1	567
11:00	0	0	0	1	4	49	173	208	108	28	3	0	1	575
12:00 PM	0	0	0	1	5	55	157	227	138	33	10	3	2	631
13:00	0	0	1	1	6	52	189	277	173	47	5	2	1	754
14:00	0	0	0	1	11	85	213	346	185	42	15	1	1	900
15:00	0	0	0	0	6	96	308	369	214	49	5	1	0	1048
16:00	0	1	0	2	14	81	276	421	215	63	15	2	0	1090
17:00	0	0	0	2	5	75	273	506	332	80	25	4	3	1305
18:00	0	0	0	0	8	86	312	399	233	51	4	2	1	1096
19:00	0	1	0	0	18	44	194	293	157	43	11	4	1	766
20:00	0	0	0	0	6	36	146	224	122	37	4	1	0	576
21:00	0	3	0	0	2	31	106	151	118	35	7	2	1	456
22:00	0	0	0	0	2	17	52	71	61	24	6	2	1	236
23:00	0	0	0	0	1	8	20	56	29	13	2	0	0	129
<b>Totals</b>		<b>8</b>	<b>2</b>	<b>11</b>	<b>112</b>	<b>960</b>	<b>3241</b>	<b>4826</b>	<b>2893</b>	<b>817</b>	<b>160</b>	<b>34</b>	<b>15</b>	<b>13079</b>
<b>% of Totals</b>		0%	0%	0%	1%	7%	25%	37%	22%	6%	1%	0%	0%	100%

<b>AM Volumes</b>	0	3	1	4	28	294	995	1486	916	300	51	10	4	4092		
<b>% AM</b>		0%	0%	0%	0%	2%	8%	11%	7%	2%	0%	0%	0%	31%		
<b>AM Peak Hour</b>		06:00		01:00	10:00	08:00	08:00	07:00	07:00	07:00	07:00	03:00	06:00	07:00		
<b>Volume</b>		1	1	1	10	67	204	344	201	77	15	2	2	872		
<b>PM Volumes</b>	0	5	1	7	84	666	2246	3340	1977	517	109	24	11	8987		
<b>% PM</b>		0%	0%	0%	1%	5%	17%	26%	15%	4%	1%	0%	0%	69%		
<b>PM Peak Hour</b>		21:00	13:00	16:00	19:00	15:00	18:00	17:00	17:00	17:00	17:00	17:00	17:00	17:00		
<b>Volume</b>		3	1	2	18	96	312	506	332	80	25	4	3	1305		
<b>Directional Peak Periods All Speeds</b>		<b>AM 7-9</b>				<b>NOON 12-2</b>				<b>PM 4-6</b>				<b>Off Peak Volumes</b>		
		Volume		%		Volume		%		Volume		%		Volume	%	
		1701	↔	13%		1385	↔	11%		2395	↔	18%		7598	↔	58%

Street Name	Direction	Percentiles					ADT
		15th	50th	Average	85th	95th	
Pine Island Rd	North Bound	38	43	44	49	53	12280
Pine Island Rd	South Bound	41	47	47	53	57	13079

**SPEED**

Pine Island Rd N/O Sheridan St

Day: Wednesday

Date: 5/17/2023

City: Hollywood

Project #: FL23\_140259\_040

**Summary**

Time	< 15	15 - 19	20 - 24	25 - 29	30 - 34	35 - 39	40 - 44	45 - 49	50 - 54	55 - 59	60 - 64	65 - 69	70 +	Total
00:00 AM	0	0	1	0	3	12	37	34	19	10	1	2	0	119
01:00	0	0	0	1	0	8	24	22	9	3	2	1	0	70
02:00	0	0	0	0	1	2	13	12	5	2	2	1	0	38
03:00	0	0	0	0	0	5	8	9	9	3	2	3	0	39
04:00	0	0	0	0	2	13	24	32	22	8	1	1	1	104
05:00	1	0	0	2	4	22	48	83	50	23	2	0	0	235
06:00	0	1	1	1	11	49	171	235	119	36	5	1	2	632
07:00	0	2	0	5	28	173	597	729	300	98	17	0	1	1950
08:00	0	1	0	0	48	274	635	584	268	75	11	1	0	1897
09:00	0	0	0	2	18	215	477	408	196	43	8	2	0	1369
10:00	0	0	0	3	27	178	377	339	173	42	7	2	1	1149
11:00	0	0	0	1	18	169	425	340	140	36	3	0	1	1133
12:00 PM	0	0	1	6	36	197	442	359	191	40	10	4	3	1289
13:00	0	0	2	7	24	184	452	468	226	52	6	3	1	1425
14:00	0	0	0	1	21	254	584	550	234	53	15	2	1	1715
15:00	0	1	0	1	35	296	746	580	265	62	6	1	0	1993
16:00	0	1	0	2	31	227	683	681	289	71	15	3	0	2003
17:00	1	1	0	4	20	243	755	786	401	86	26	4	4	2331
18:00	0	0	2	1	21	216	688	622	281	65	7	6	1	1910
19:00	0	1	0	0	30	156	476	462	211	52	12	5	1	1406
20:00	0	0	0	2	19	151	374	331	152	47	6	1	0	1083
21:00	0	3	0	2	18	95	256	226	141	40	8	2	1	792
22:00	0	0	0	1	5	55	134	121	78	26	7	3	1	431
23:00	0	0	0	1	6	26	64	87	42	16	2	1	1	246
<b>Totals</b>	<b>2</b>	<b>11</b>	<b>7</b>	<b>43</b>	<b>426</b>	<b>3220</b>	<b>8490</b>	<b>8100</b>	<b>3821</b>	<b>989</b>	<b>181</b>	<b>49</b>	<b>20</b>	<b>25359</b>
<b>% of Totals</b>	<b>0%</b>	<b>0%</b>	<b>0%</b>	<b>0%</b>	<b>2%</b>	<b>13%</b>	<b>33%</b>	<b>32%</b>	<b>15%</b>	<b>4%</b>	<b>1%</b>	<b>0%</b>	<b>0%</b>	<b>100%</b>

<b>AM Volumes</b>	1	4	2	15	160	1120	2836	2827	1310	379	61	14	6	8735	
<b>% AM</b>	0%	0%	0%	0%	1%	4%	11%	11%	5%	1%	0%	0%	0%	34%	
<b>AM Peak Hour</b>	05:00	07:00		07:00	08:00	08:00	08:00	07:00	07:00	07:00	07:00	03:00	06:00	07:00	
<b>Volume</b>	1	2	1	5	48	274	635	729	300	98	17	3	2	1950	
<b>PM Volumes</b>	1	7	5	28	266	2100	5654	5273	2511	610	120	35	14	16624	
<b>% PM</b>	0%	0%	0%	0%	1%	8%	22%	21%	10%	2%	0%	0%	0%	66%	
<b>PM Peak Hour</b>	17:00	21:00	13:00	13:00	12:00	15:00	17:00	17:00	17:00	17:00	17:00	18:00	17:00	17:00	
<b>Volume</b>	1	3	2	7	36	296	755	786	401	86	26	6	4	2331	
<b>Directional Peak Periods All Speeds</b>			<b>AM 7-9</b>				<b>NOON 12-2</b>				<b>PM 4-6</b>			<b>Off Peak Volumes</b>	
			Volume	↔	%	Volume	↔	%	Volume	↔	%	Volume	↔	%	
			3847		15%	2714		11%	4334		17%	14464		57%	

Street Name	Direction	Percentiles					
		15th	50th	Average	85th	95th	ADT
Pine Island Rd	Summary	40	45	46	52	55	25359

Day: Wednesday  
 Date: 5/17/2023

City: Hollywood  
 Project #: FL23\_140259\_040

DAILY TOTALS												Total							
												NB	SB	EB		WB		Total	
												12,280	13,079	0	0	0	0	25,359	
AM Period	NB	SB	EB	WB	TOTAL	PMI Period	NB	SB	EB	WB	TOTAL								
00:00	17	24	0	0	41	12:00	158	165	0	0	323								
00:15	8	20	0	0	28	12:15	148	164	0	0	312								
00:30	7	17	0	0	24	12:30	182	145	0	0	327								
00:45	7	39	0	0	26	12:45	170	658	157	631	0	0	327						
01:00	8	11	0	0	19	13:00	152	174	0	0	326								
01:15	8	11	0	0	19	13:15	179	179	0	0	358								
01:30	8	9	0	0	17	13:30	155	191	0	0	346								
01:45	3	27	0	0	15	13:45	185	671	210	754	0	0	395						
02:00	11	5	0	0	16	14:00	170	208	0	0	378								
02:15	3	7	0	0	10	14:15	217	229	0	0	446								
02:30	5	3	0	0	8	14:30	234	202	0	0	436								
02:45	2	21	0	0	4	14:45	194	815	261	900	0	0	455						
03:00	5	3	0	0	8	15:00	207	283	0	0	490								
03:15	6	4	0	0	10	15:15	247	262	0	0	509								
03:30	5	3	0	0	8	15:30	238	259	0	0	497								
03:45	9	25	0	0	13	15:45	253	945	244	1048	0	0	497						
04:00	6	8	0	0	14	16:00	257	277	0	0	534								
04:15	11	13	0	0	24	16:15	222	263	0	0	485								
04:30	14	9	0	0	23	16:30	228	231	0	0	459								
04:45	18	49	0	0	43	16:45	206	913	319	1090	0	0	525						
05:00	21	16	0	0	37	17:00	281	302	0	0	583								
05:15	19	29	0	0	48	17:15	228	342	0	0	570								
05:30	33	28	0	0	61	17:30	259	358	0	0	617								
05:45	54	127	0	0	89	17:45	258	1026	303	1305	0	0	561						
06:00	45	41	0	0	86	18:00	200	305	0	0	505								
06:15	68	56	0	0	124	18:15	229	279	0	0	508								
06:30	94	79	0	0	173	18:30	196	279	0	0	475								
06:45	144	351	0	0	249	18:45	189	814	233	1096	0	0	422						
07:00	195	146	0	0	341	19:00	183	192	0	0	375								
07:15	263	233	0	0	496	19:15	185	206	0	0	391								
07:30	302	259	0	0	561	19:30	142	207	0	0	349								
07:45	318	1078	0	0	552	19:45	130	640	161	766	0	0	291						
08:00	300	209	0	0	509	20:00	149	151	0	0	300								
08:15	283	245	0	0	528	20:15	129	173	0	0	302								
08:30	262	202	0	0	464	20:30	133	118	0	0	251								
08:45	223	1068	0	0	396	20:45	96	507	134	576	0	0	230						
09:00	187	170	0	0	357	21:00	84	132	0	0	216								
09:15	174	160	0	0	334	21:15	84	99	0	0	183								
09:30	155	159	0	0	314	21:30	86	110	0	0	196								
09:45	202	718	0	0	364	21:45	82	336	115	456	0	0	197						
10:00	139	121	0	0	260	22:00	61	73	0	0	134								
10:15	151	169	0	0	320	22:15	52	81	0	0	133								
10:30	146	128	0	0	274	22:30	49	41	0	0	90								
10:45	146	582	0	0	295	22:45	33	195	41	236	0	0	74						
11:00	135	138	0	0	273	23:00	35	34	0	0	69								
11:15	114	148	0	0	262	23:15	35	36	0	0	71								
11:30	131	153	0	0	284	23:30	23	33	0	0	56								
11:45	178	558	0	0	314	23:45	24	117	26	129	0	0	50						
TOTALS	4643	4092			8735	TOTALS	7637	8987			16624								
SPLIT %	53.2%	46.8%			34.4%	SPLIT %	45.9%	54.1%			65.6%								
<b>DAILY TOTALS</b>												<b>Total</b>							
												NB	SB	EB		WB		Total	
												12,280	13,079	0	0	0	0	25,359	
AM Peak Hour	07:30	07:30			07:30	PM Peak Hour	17:00	16:45			17:00								
AM Pk Volume	1203	947			2150	PM Pk Volume	1026	1321			2331								
PK Hr Factor	0.946	0.914			0.958	PK Hr Factor	0.913	0.922			0.944								
7 - 9 Volume	2146	1701	0	0	3847	4 - 6 Volume	1939	2395	0	0	4334								
7 - 9 Peak Hour	07:30	07:30			07:30	4 - 6 Peak Hour	17:00	16:45			17:00								
7 - 9 Pk Volume	1203	947			2150	4 - 6 Pk Volume	1026	1321			2331								
PK Hr Factor	0.946	0.914			0.958	PK Hr Factor	0.913	0.922			0.944								



North Bound														
Time	< 15	15 - 19	20 - 24	25 - 29	30 - 34	35 - 39	40 - 44	45 - 49	50 - 54	55 - 59	60 - 64	65 - 69	70 +	Total
00:00 AM	0	0	0	0	1	5	9	6	2	1	1	0	0	25
00:15	0	0	0	0	0	2	9	8	5	1	0	0	0	25
00:30	0	0	0	0	0	2	6	7	1	1	0	0	0	17
00:45	0	0	0	0	1	3	3	6	1	0	0	0	0	14
01:00	0	0	0	0	0	4	6	4	0	0	0	0	0	14
01:15	0	0	0	0	0	1	3	0	0	0	0	0	0	4
01:30	0	0	0	0	0	2	4	2	0	0	0	0	0	8
01:45	0	0	0	0	1	0	0	1	0	0	1	0	0	3
02:00	0	0	0	0	2	0	4	2	1	0	0	0	0	9
02:15	0	0	0	0	0	2	2	3	2	1	0	0	0	10
02:30	0	0	0	0	0	0	2	1	0	0	0	0	0	3
02:45	0	0	0	0	0	0	3	2	2	0	0	0	0	7
03:00	0	0	0	0	0	1	0	1	0	2	0	0	0	3
03:15	0	0	0	0	1	0	0	1	1	2	0	0	0	5
03:30	0	0	0	0	0	1	2	1	1	0	0	0	0	5
03:45	0	0	0	0	1	1	4	3	0	2	1	0	0	12
04:00	0	0	0	1	0	4	5	3	1	0	0	0	0	14
04:15	0	0	0	0	1	1	3	3	0	0	0	0	0	8
04:30	0	0	0	0	1	2	3	8	1	0	0	0	0	15
04:45	0	0	0	0	0	5	5	6	1	2	0	0	0	15
05:00	0	0	0	0	0	5	4	0	4	0	0	0	0	13
05:15	0	0	0	0	1	6	8	7	4	0	0	0	0	28
05:30	0	0	0	0	2	3	12	9	9	0	0	0	1	36
05:45	0	0	0	0	1	6	6	15	8	3	0	1	0	40
06:00	0	0	0	0	0	5	21	16	3	1	0	0	0	46
06:15	0	1	0	0	2	16	25	20	3	1	0	0	0	68
06:30	0	0	0	0	1	15	36	39	10	2	1	0	0	104
06:45	0	0	0	0	4	6	37	51	11	5	1	0	0	115
07:00	0	1	0	0	1	23	91	61	14	8	1	0	0	200
07:15	0	0	0	0	5	26	128	79	22	5	1	0	0	266
07:30	0	0	0	0	4	39	130	123	18	10	4	0	0	328
07:45	0	0	0	1	2	47	147	106	37	6	5	0	0	351
08:00	0	0	0	0	11	59	128	93	22	4	2	0	0	319
08:15	1	0	0	0	7	44	135	102	25	2	1	0	0	317
08:30	0	1	0	0	6	44	111	84	18	2	1	0	0	267
08:45	0	0	0	0	4	33	97	69	23	3	1	0	0	230
09:00	0	0	0	1	12	46	74	57	15	3	0	0	0	208
09:15	0	0	0	0	5	28	76	44	8	1	1	0	0	163
09:30	0	0	0	0	5	27	65	42	12	5	0	0	0	156
09:45	0	0	0	0	8	20	74	54	15	2	1	1	0	175
10:00	0	0	0	0	5	20	68	28	8	2	0	0	0	131
10:15	0	0	0	0	3	26	50	46	19	2	0	0	0	146
10:30	0	0	0	0	1	39	63	42	8	4	2	0	0	159
10:45	0	0	0	0	4	32	48	39	7	0	4	0	0	134
11:00	0	0	0	2	4	35	58	31	5	2	0	0	0	137
11:15	0	0	0	2	5	22	65	33	12	3	1	1	0	144
11:30	0	0	0	0	4	15	65	28	17	2	1	0	2	134
11:45	0	0	0	1	8	30	69	39	8	2	2	0	0	159
12:00 PM	0	0	0	0	6	31	67	34	12	0	1	0	0	151
12:15	0	0	0	0	3	36	76	33	14	2	1	0	0	165
12:30	0	0	0	0	12	43	84	40	7	1	0	0	0	187
12:45	0	0	0	2	3	17	72	51	8	4	1	0	1	159
13:00	0	0	0	0	6	20	74	42	11	5	1	0	0	159
13:15	0	0	0	0	9	31	85	53	13	2	0	1	0	194
13:30	0	0	0	0	2	38	79	40	9	3	1	0	0	162
13:45	0	0	0	0	10	34	70	46	16	3	0	0	0	179
14:00	0	0	0	0	3	34	72	41	8	0	0	0	0	158
14:15	0	0	0	1	9	38	91	48	9	0	0	0	1	197
14:30	0	0	0	1	7	52	99	46	19	0	1	0	0	225
14:45	0	0	0	0	4	22	99	52	15	1	0	0	0	193
15:00	0	0	0	0	2	39	83	53	14	2	2	0	0	193
15:15	0	0	0	0	1	26	73	62	19	1	0	0	0	182
15:30	0	0	0	0	2	51	93	57	15	4	0	0	0	222
15:45	0	0	0	0	3	34	109	59	14	2	0	0	0	221
16:00	0	1	0	0	1	38	72	49	17	3	1	0	0	182
16:15	0	0	0	0	1	34	102	67	17	1	1	0	0	228
16:30	0	0	0	0	2	36	113	67	13	1	1	1	0	234
16:45	0	0	0	0	6	34	102	71	22	3	0	0	0	238
17:00	0	0	0	0	4	41	116	68	29	3	0	0	0	261
17:15	1	0	0	1	7	57	95	63	16	6	1	0	0	247
17:30	0	0	0	0	1	39	97	62	26	3	0	0	0	228
17:45	0	0	0	0	2	48	83	88	21	2	1	0	0	245
18:00	0	0	0	0	2	25	61	81	19	3	1	1	0	193
18:15	0	0	0	0	3	36	78	93	22	1	1	1	0	236
18:30	0	0	0	1	1	14	71	71	24	6	0	0	0	188
18:45	0	0	0	0	4	32	66	52	20	3	0	0	2	179
19:00	0	1	0	0	8	44	71	40	13	2	0	0	0	181
19:15	0	0	0	0	5	23	101	51	10	2	2	0	0	195
19:30	0	0	0	0	3	6	25	57	47	9	1	2	0	152
19:45	0	0	0	0	1	2	26	46	59	10	0	1	0	145
20:00	0	0	0	0	1	21	48	34	16	2	1	1	0	124
20:15	0	0	0	0	1	5	29	43	19	8	1	0	0	107
20:30	0	0	0	0	6	10	21	55	26	6	4	0	0	122
20:45	0	0	0	0	1	16	36	35	8	2	0	0	1	99
21:00	0	0	0	1	1	26	44	25	8	1	0	0	1	107
21:15	0	0	0	0	9	33	40	21	9	1	1	0	0	114
21:30	0	0	0	0	5	18	44	20	6	3	1	0	0	97
21:45	0	0	0	0	6	15	38	14	3	2	0	0	0	78
22:00	0	0	0	0	1	3	14	27	14	4	0	0	0	63
22:15	0	0	0	0	1	0	9	14	16	3	1	0	1	46
22:30	0	0	0	0	0	5	26	9	7	3	0	0	0	50
22:45	0	0	0	0	2	4	14	10	0	2	1	0	1	34
23:00	0	0	1	0	0	8	15	8	6	0	0	1	0	39
23:15	0	0	0	0	1	3	3	9	1	1	0	0	0	18
23:30	0	0	0	0	1	5	10	5	3	1	0	0	0	25
23:45	0	0	0	0	2	6	8	7	6	1	1	0	0	31
Totals	2	5	1	24	313	2066	5085	3484	973	189	55	12	16	12223
% of Totals	0%	0%	0%	0%	3%	17%	42%	29%	8%	2%	0%	0%	0%	100%

Directional Peak Periods	AM 7-9		NOON 12-2		PM 4-6		Off Peak Volumes	
All Classes	Volume	%	Volume	%	Volume	%	Volume	%
	2278	19%	1356	11%	1863	15%	6726	55%

Street Name	Direction	Percentiles					
		15th	50th	Average	85th	95th	ADT
Pine Island Rd	North Bound	39	44	44	49	53	12223
Pine Island Rd	South Bound	41	47	47	53	58	13127

South Bound

Table with columns: Time, < 15, 15 - 19, 20 - 24, 25 - 29, 30 - 34, 35 - 39, 40 - 44, 45 - 49, 50 - 54, 55 - 59, 60 - 64, 65 - 69, 70 +, Total. Rows represent time intervals from 00:00 AM to 23:45.

Summary tables for AM Volumes, PM Volumes, and Directional Peak Periods. Includes sub-tables for AM Peak Hour, PM Peak Hour, and AM 7-9, NOON 12-2, PM 4-6, and Off Peak Volumes.

Table with columns: Street Name, Direction, 15th, 50th, Average, 85th, 95th, ADT. Rows for Pine Island Rd North Bound and South Bound.

Pine Island Rd N/O Sheridan St

Day: Thursday  
Date: 5/18/2023

City: Hollywood  
Project #: FL23\_140259\_040

**Summary**

Time	< 15	15 - 19	20 - 24	25 - 29	30 - 34	35 - 39	40 - 44	45 - 49	50 - 54	55 - 59	60 - 64	65 - 69	70 +	Total
00:00 AM	0	0	0	0	1	6	14	11	6	2	3	1	0	44
00:15	1	0	0	0	0	4	15	16	10	4	1	1	1	53
00:30	0	0	0	0	0	3	8	14	7	2	2	0	0	36
00:45	0	0	0	0	1	4	5	11	7	1	1	1	0	31
01:00	0	0	0	0	0	4	10	6	4	1	0	0	0	25
01:15	0	0	0	0	0	2	5	3	6	1	0	0	0	17
01:30	0	0	0	0	0	0	3	10	5	0	0	0	0	18
01:45	0	0	0	0	1	0	1	5	2	0	1	0	0	10
02:00	0	0	0	0	2	0	5	3	3	2	1	0	0	16
02:15	0	0	0	0	0	2	2	4	3	3	0	0	0	14
02:30	0	0	0	0	0	1	3	3	0	1	0	0	0	9
02:45	0	0	0	0	0	0	4	4	3	1	0	0	0	12
03:00	0	0	0	0	0	0	1	1	2	0	0	0	0	4
03:15	0	0	0	0	1	0	1	1	2	2	1	1	0	9
03:30	0	0	0	0	0	2	2	2	1	2	0	0	0	9
03:45	0	0	0	0	1	1	4	4	1	2	1	0	0	14
04:00	0	0	0	0	1	4	8	6	2	0	0	0	0	22
04:15	0	0	0	0	1	2	3	5	2	1	0	0	0	14
04:30	0	0	0	0	1	2	5	10	7	1	1	0	0	27
04:45	0	0	0	0	0	1	7	11	5	3	0	0	0	27
05:00	0	0	0	0	0	8	7	7	6	4	2	0	0	34
05:15	0	0	0	0	7	16	17	7	7	1	2	0	0	58
05:30	0	0	0	0	2	5	17	20	16	2	1	2	1	66
05:45	0	0	0	0	2	8	11	31	15	9	1	2	0	79
06:00	0	0	0	0	0	7	27	25	12	7	0	0	0	78
06:15	0	1	0	0	2	18	38	38	20	11	3	0	2	133
06:30	0	0	0	0	1	20	49	62	30	12	2	0	0	177
06:45	0	0	0	0	6	12	59	80	28	10	5	1	0	201
07:00	0	1	0	0	2	29	118	110	52	19	5	1	0	337
07:15	0	0	0	1	6	33	174	158	68	26	6	0	0	472
07:30	0	0	0	0	6	61	199	221	75	25	7	0	0	594
07:45	0	0	0	1	3	67	205	200	98	23	8	1	0	606
08:00	0	0	0	6	13	69	169	191	82	21	4	0	0	549
08:15	1	0	0	0	14	56	186	168	64	20	4	0	0	513
08:30	0	2	0	0	7	52	150	149	67	16	6	2	0	451
08:45	0	0	0	0	10	47	133	121	60	21	3	0	1	396
09:00	0	0	0	1	13	54	113	109	48	9	1	1	0	349
09:15	0	0	0	6	51	122	100	38	8	2	0	0	0	327
09:30	0	0	0	0	6	42	110	91	49	12	4	1	0	315
09:45	0	0	0	0	10	26	105	101	48	13	1	1	1	306
10:00	0	0	0	0	7	28	111	87	35	12	1	0	0	281
10:15	0	0	0	0	3	38	92	96	46	10	0	0	0	285
10:30	0	0	0	0	1	48	91	81	37	16	2	0	0	276
10:45	0	0	0	0	6	60	85	92	33	10	5	0	0	283
11:00	0	0	0	2	5	44	88	71	31	7	1	0	0	249
11:15	0	0	0	3	5	28	96	82	37	12	3	1	0	267
11:30	0	0	0	0	6	22	107	79	51	10	2	0	2	279
11:45	0	0	0	1	9	40	115	90	47	9	4	0	0	315
12:00 PM	0	0	0	6	9	43	105	84	58	15	2	0	0	316
12:15	0	0	0	0	4	49	120	94	51	15	3	1	0	337
12:30	0	0	0	0	13	56	121	97	31	10	3	0	0	331
12:45	0	1	0	2	7	36	117	115	39	16	2	0	1	336
13:00	0	0	0	0	7	29	116	102	47	21	2	1	0	325
13:15	0	0	0	0	11	44	140	125	52	13	3	1	0	389
13:30	0	0	0	0	3	41	120	126	39	14	5	0	0	348
13:45	0	0	0	0	11	56	119	108	57	13	1	0	0	365
14:00	0	0	0	0	4	41	116	114	44	10	1	1	0	331
14:15	0	1	1	1	11	55	172	139	45	15	1	0	1	441
14:30	0	0	0	1	10	63	178	122	53	11	2	0	0	440
14:45	0	0	0	0	5	46	187	158	71	15	1	1	0	484
15:00	0	0	0	0	3	67	143	166	65	16	4	1	0	466
15:15	0	0	0	0	5	51	163	164	60	13	2	1	0	459
15:30	0	0	0	0	4	69	161	189	77	23	2	1	0	526
15:45	0	0	0	0	4	51	173	179	65	21	4	1	0	498
16:00	0	1	0	0	3	64	142	141	66	22	7	0	0	446
16:15	0	0	0	0	6	52	189	204	75	10	4	1	0	542
16:30	0	0	1	0	7	57	185	165	69	20	2	1	1	508
16:45	0	0	0	0	8	56	178	204	80	21	9	2	0	558
17:00	0	0	0	0	1	11	64	181	189	117	23	7	1	594
17:15	1	1	0	1	8	71	171	219	80	23	5	2	0	582
17:30	0	0	0	0	2	72	159	201	87	18	1	2	0	542
17:45	0	0	0	0	3	71	165	203	79	21	5	0	0	549
18:00	0	0	0	0	3	39	149	218	80	24	2	1	0	516
18:15	0	0	0	0	6	55	122	203	93	18	7	2	1	507
18:30	0	0	0	0	2	4	31	142	188	87	24	3	1	482
18:45	0	0	0	0	8	57	125	149	66	28	5	0	3	441
19:00	1	1	0	0	2	51	130	123	44	15	3	1	0	380
19:15	0	0	0	0	6	38	148	133	55	14	5	1	1	401
19:30	0	0	0	0	4	7	35	105	110	42	11	4	0	320
19:45	0	0	1	2	4	36	88	111	41	12	1	1	0	297
20:00	0	0	0	0	4	28	77	90	50	15	4	1	0	269
20:15	1	0	0	0	2	11	40	78	71	49	16	1	0	270
20:30	2	1	1	1	6	11	39	89	74	34	13	1	0	258
20:45	0	0	0	0	2	29	55	86	46	12	1	1	1	233
21:00	0	0	0	1	2	37	80	78	34	8	1	0	2	243
21:15	0	0	0	0	11	41	80	58	26	10	2	0	1	229
21:30	0	0	0	1	5	26	69	56	28	12	2	0	0	199
21:45	0	0	0	0	10	22	57	58	18	8	3	0	1	178
22:00	0	0	0	1	5	22	47	48	22	9	3	1	0	159
22:15	0	0	0	0	0	15	33	41	24	7	2	1	3	126
22:30	0	0	0	0	1	7	40	25	19	5	0	0	0	97
22:45	0	0	0	0	2	8	27	29	15	6	2	0	3	92
23:00	0	0	1	0	0	12	27	21	18	12	2	1	0	94
23:15	0	0	0	0	2	4	7	19	6	4	1	1	1	44
23:30	0	0	0	0	2	7	18	11	11	3	2	0	0	54
23:45	0	0	0	0	2	0	7	17	22	15	2	1	1	69
<b>Totals</b>	<b>7</b>	<b>8</b>	<b>4</b>	<b>33</b>	<b>441</b>	<b>2988</b>	<b>8330</b>	<b>8430</b>	<b>3713</b>	<b>1077</b>	<b>233</b>	<b>53</b>	<b>33</b>	<b>25350</b>
<b>% of Totals</b>	<b>0%</b>	<b>0%</b>	<b>0%</b>	<b>0%</b>	<b>2%</b>	<b>12%</b>	<b>33%</b>	<b>33%</b>	<b>15%</b>	<b>4%</b>	<b>1%</b>	<b>0%</b>	<b>0%</b>	<b>100%</b>

AM Volumes	AM Peak Hour	PM Volumes	PM Peak Hour	Directional Peak Periods
2	06:15	5	19:45	AM 7-9
4	11	23	13:30	NOON 12-2
10	11	230	19:00	PM 4-6
160	1100	4	13:30	Off Peak Volumes
1007	0800	5431	17:00	
2899	07:30	5623	16:45	
2807	07:30	2435	16:30	
1278	07:30	687	16:45	
390	07:35	137	16:45	
96	07:50	34	16:45	
19	08:30	23	16:45	
10	09:30	23	16:45	
8887	07:30	16663	16:45	
34%	07:30	66%	16:45	
2762	07:30	16485	16:45	
262	07:30	16485	16:45	
159	07:30	16485	16:45	
126	07:30	16485	16:45	
97	07:30	16485	16:45	
92	07:30	16485	16:45	
94	07:30	16485	16:45	
44	07:30	16485	16:45	
54	07:30	16485	16:45	
69	07:30	16485	16:45	

Street Name	Direction</
-------------	-------------

# SPEED

Pine Island Rd N/O Sheridan St

Day: Thursday  
Date: 5/18/2023

City: Hollywood  
Project #: FL23\_140259\_040n

## North Bound

Time	< 15	15 - 19	20 - 24	25 - 29	30 - 34	35 - 39	40 - 44	45 - 49	50 - 54	55 - 59	60 - 64	65 - 69	70 +	Total
00:00 AM	0	0	0	0	2	12	27	27	9	3	1	0	0	81
01:00	0	0	0	0	1	5	11	9	2	0	1	0	0	29
02:00	0	0	0	0	2	2	11	8	5	1	0	0	0	29
03:00	0	0	0	0	2	2	7	5	4	4	1	0	0	25
04:00	0	0	0	1	3	7	16	20	3	2	0	0	0	52
05:00	0	0	0	0	4	20	30	31	23	7	0	1	1	117
06:00	0	1	0	0	7	42	119	126	27	9	2	0	0	333
07:00	0	1	0	1	12	135	496	369	91	29	11	0	0	1145
08:00	1	1	0	0	28	180	471	348	88	11	5	0	0	1133
09:00	0	0	0	1	30	121	289	197	50	11	2	1	0	702
10:00	0	0	0	0	13	117	229	155	42	8	6	0	0	570
11:00	0	0	0	5	21	102	257	131	42	9	4	1	2	574
12:00 PM	0	0	0	2	24	127	299	158	41	7	3	0	1	662
13:00	0	0	0	0	27	113	308	181	49	13	2	1	0	694
14:00	0	0	0	2	23	146	361	187	51	1	1	0	1	773
15:00	0	0	0	0	8	150	358	231	62	9	0	0	0	818
16:00	0	1	0	1	14	142	389	254	69	8	3	1	0	882
17:00	1	0	0	1	14	185	391	281	92	14	2	0	0	981
18:00	0	0	0	1	10	107	276	297	85	13	2	2	3	796
19:00	0	1	0	6	21	118	275	197	42	5	4	1	3	673
20:00	0	0	0	1	17	87	182	114	38	9	1	2	1	452
21:00	0	0	0	1	21	92	166	80	26	7	2	0	1	396
22:00	0	0	0	1	5	32	81	49	14	6	1	1	3	193
23:00	0	0	1	0	4	22	36	29	16	3	1	1	0	113
<b>Totals</b>	<b>2</b>	<b>5</b>	<b>1</b>	<b>24</b>	<b>313</b>	<b>2066</b>	<b>5085</b>	<b>3484</b>	<b>971</b>	<b>189</b>	<b>55</b>	<b>12</b>	<b>16</b>	<b>12223</b>
<b>% of Totals</b>	<b>0%</b>	<b>0%</b>	<b>0%</b>	<b>0%</b>	<b>3%</b>	<b>17%</b>	<b>42%</b>	<b>29%</b>	<b>8%</b>	<b>2%</b>	<b>0%</b>	<b>0%</b>	<b>0%</b>	<b>100%</b>

<b>AM Volumes</b>	1	3	0	8	125	745	1963	1426	386	94	33	3	3	4790
<b>% AM</b>	0%	0%		0%	1%	6%	16%	12%	3%	1%	0%	0%	0%	39%
<b>AM Peak Hour</b>	08:00	06:00		11:00	09:00	08:00	07:00	07:00	07:00	07:00	07:00	05:00	11:00	07:00
<b>Volume</b>	1	1		5	30	180	496	369	91	29	11	1	2	1145
<b>PM Volumes</b>	1	2	1	16	188	1321	3122	2058	585	95	22	9	13	7433
<b>% PM</b>	0%	0%	0%	0%	2%	11%	26%	17%	5%	1%	0%	0%	0%	61%
<b>PM Peak Hour</b>	17:00	16:00	23:00	19:00	13:00	17:00	17:00	18:00	17:00	17:00	19:00	18:00	18:00	17:00
<b>Volume</b>	1	1	1	6	27	185	391	297	92	14	4	2	3	981

Directional Peak Periods All Speeds	AM 7-9		NOON 12-2		PM 4-6		Off Peak Volumes	
	Volume	%	Volume	%	Volume	%	Volume	%
	2278	19%	1356	11%	1863	15%	6726	55%

Street Name	Direction	Percentiles					ADT
		15th	50th	Average	85th	95th	
Pine Island Rd	North Bound	39	44	44	49	53	12223
Pine Island Rd	South Bound	41	47	47	53	58	13127



# SPEED

Pine Island Rd N/O Sheridan St

Day: Thursday  
Date: 5/18/2023

City: Hollywood  
Project #: FL23\_140259\_040s

## South Bound

Time	< 15	15 - 19	20 - 24	25 - 29	30 - 34	35 - 39	40 - 44	45 - 49	50 - 54	55 - 59	60 - 64	65 - 69	70 +	Total
00:00 AM	1	0	0	0	0	5	15	25	21	6	6	3	1	83
01:00	0	0	0	0	0	1	8	15	15	2	0	0	0	41
02:00	0	0	0	0	0	1	3	6	4	6	1	0	1	22
03:00	0	0	0	0	0	1	1	3	2	2	1	1	0	11
04:00	0	0	0	0	1	1	7	12	13	3	1	0	0	38
05:00	0	0	0	0	1	8	21	44	21	15	5	5	0	120
06:00	0	0	0	0	2	15	54	79	63	31	8	1	3	256
07:00	0	0	0	1	5	55	200	320	202	64	15	2	0	864
08:00	0	1	0	0	16	44	167	281	185	67	12	2	1	776
09:00	0	0	0	0	5	52	161	204	133	31	6	2	1	595
10:00	0	0	0	0	6	47	150	201	109	40	2	0	0	555
11:00	0	0	0	1	4	32	149	191	124	29	6	0	0	536
12:00 PM	0	1	0	0	9	57	164	232	138	49	7	1	0	658
13:00	0	0	0	0	5	57	187	280	146	48	9	1	0	733
14:00	0	0	1	0	7	59	292	346	162	50	4	2	0	923
15:00	0	0	0	0	8	88	282	467	205	64	12	4	1	1131
16:00	0	0	1	0	10	87	305	460	221	65	19	3	1	1172
17:00	0	1	0	2	10	93	285	531	271	71	16	6	0	1286
18:00	0	0	0	1	11	75	262	461	241	81	15	2	1	1150
19:00	1	0	1	2	5	42	196	280	140	47	9	2	0	725
20:00	3	0	0	1	11	39	117	207	146	47	6	1	0	578
21:00	0	0	0	1	7	34	120	163	80	31	6	0	3	445
22:00	0	0	0	0	3	21	66	94	66	21	6	1	3	281
23:00	0	0	0	0	2	8	33	44	34	18	6	2	1	148
<b>Totals</b>	<b>5</b>	<b>3</b>	<b>3</b>	<b>9</b>	<b>128</b>	<b>922</b>	<b>3245</b>	<b>4946</b>	<b>2742</b>	<b>888</b>	<b>178</b>	<b>41</b>	<b>17</b>	<b>13127</b>
<b>% of Totals</b>	<b>0%</b>	<b>0%</b>	<b>0%</b>	<b>0%</b>	<b>1%</b>	<b>7%</b>	<b>25%</b>	<b>38%</b>	<b>21%</b>	<b>7%</b>	<b>1%</b>	<b>0%</b>	<b>0%</b>	<b>100%</b>

<b>AM Volumes</b>	1	1	0	2	40	262	936	1381	892	296	63	16	7	3897
<b>% AM</b>	0%	0%		0%	0%	2%	7%	11%	7%	2%	0%	0%	0%	30%
<b>AM Peak Hour</b>		08:00		07:00	08:00	07:00	07:00	07:00	07:00	08:00	07:00	05:00	06:00	07:00
<b>Volume</b>	1	1		1	16	55	200	320	202	67	15	5	3	864
<b>PM Volumes</b>	4	2	3	7	88	660	2309	3565	1850	592	115	25	10	9230
<b>% PM</b>	0%	0%	0%	0%	1%	5%	18%	27%	14%	5%	1%	0%	0%	70%
<b>PM Peak Hour</b>	20:00	12:00	14:00	17:00	18:00	17:00	16:00	17:00	17:00	18:00	16:00	17:00	21:00	17:00
<b>Volume</b>	3	1	1	2	11	93	305	531	271	81	19	6	3	1286

Directional Peak Periods		AM 7-9		NOON 12-2		PM 4-6		Off Peak Volumes	
All Speeds		Volume	%	Volume	%	Volume	%	Volume	%
		1640	↔ 12%	1391	↔ 11%	2458	↔ 19%	7638	↔ 58%

Street Name	Direction	Percentiles					ADT
		15th	50th	Average	85th	95th	
Pine Island Rd	North Bound	39	44	44	49	53	12223
Pine Island Rd	South Bound	41	47	47	53	58	13127

# SPEED

Pine Island Rd N/O Sheridan St

Day: Thursday  
Date: 5/18/2023

City: Hollywood  
Project #: FL23\_140259\_040

## Summary

Time	< 15	15 - 19	20 - 24	25 - 29	30 - 34	35 - 39	40 - 44	45 - 49	50 - 54	55 - 59	60 - 64	65 - 69	70 +	Total
00:00 AM	1	0	0	0	2	17	42	52	30	9	7	3	1	164
01:00	0	0	0	0	1	6	19	24	17	2	1	0	0	70
02:00	0	0	0	0	2	3	14	14	9	7	1	0	1	51
03:00	0	0	0	0	2	3	8	8	6	6	2	1	0	36
04:00	0	0	0	1	4	8	23	32	16	5	1	0	0	90
05:00	0	0	0	0	5	28	51	75	44	22	5	6	1	237
06:00	0	1	0	0	9	57	173	205	90	40	10	1	3	589
07:00	0	1	0	2	17	190	696	689	293	93	26	2	0	2009
08:00	1	2	0	0	44	224	638	629	273	78	17	2	1	1909
09:00	0	0	0	1	35	173	450	401	183	42	8	3	1	1297
10:00	0	0	0	0	19	164	379	356	151	48	8	0	0	1125
11:00	0	0	0	6	25	134	406	322	166	38	10	1	2	1110
12:00 PM	0	1	0	2	33	184	463	390	179	56	10	1	1	1320
13:00	0	0	0	0	32	170	495	461	195	61	11	2	0	1427
14:00	0	0	1	2	30	205	653	533	213	51	5	2	1	1696
15:00	0	0	0	0	16	238	640	698	267	73	12	4	1	1949
16:00	0	1	1	1	24	229	694	714	290	73	22	4	1	2054
17:00	1	1	0	3	24	278	676	812	363	85	18	6	0	2267
18:00	0	0	0	2	21	182	538	758	326	94	17	4	4	1946
19:00	1	1	1	8	26	160	471	477	182	52	13	3	3	1398
20:00	3	0	0	2	28	126	299	321	184	56	7	3	1	1030
21:00	0	0	0	2	28	126	286	243	106	38	8	0	4	841
22:00	0	0	0	1	8	53	147	143	80	27	7	2	6	474
23:00	0	0	1	0	6	30	69	73	50	21	7	3	1	261
<b>Totals</b>	<b>7</b>	<b>8</b>	<b>4</b>	<b>33</b>	<b>441</b>	<b>2988</b>	<b>8330</b>	<b>8430</b>	<b>3713</b>	<b>1077</b>	<b>233</b>	<b>53</b>	<b>33</b>	<b>25350</b>
<b>% of Totals</b>	<b>0%</b>	<b>0%</b>	<b>0%</b>	<b>0%</b>	<b>2%</b>	<b>12%</b>	<b>33%</b>	<b>33%</b>	<b>15%</b>	<b>4%</b>	<b>1%</b>	<b>0%</b>	<b>0%</b>	<b>100%</b>

<b>AM Volumes</b>	2	4	0	10	165	1007	2899	2807	1278	390	96	19	10	8687
<b>% AM</b>	0%	0%		0%	1%	4%	11%	11%	5%	2%	0%	0%	0%	34%
<b>AM Peak Hour</b>		08:00		11:00	08:00	08:00	07:00	07:00	07:00	07:00	07:00	05:00	06:00	07:00
<b>Volume</b>	1	2		6	44	224	696	689	293	93	26	6	3	2009
<b>PM Volumes</b>	5	4	4	23	276	1981	5431	5623	2435	687	137	34	23	16663
<b>% PM</b>	0%	0%	0%	0%	1%	8%	21%	22%	10%	3%	1%	0%	0%	66%
<b>PM Peak Hour</b>	20:00	12:00	14:00	19:00	12:00	17:00	16:00	17:00	17:00	18:00	16:00	17:00	22:00	17:00
<b>Volume</b>	3	1	1	8	33	278	694	812	363	94	22	6	6	2267
<b>Directional Peak Periods All Speeds</b>	<b>AM 7-9</b>		<b>NOON 12-2</b>		<b>PM 4-6</b>		<b>Off Peak Volumes</b>							
	Volume		%	Volume		%	Volume		%	Volume		%		
	3918	↔	15%	2747	↔	11%	4321	↔	17%	14364	↔	57%		

Street Name	Direction	Percentiles					ADT
		15th	50th	Average	85th	95th	
Pine Island Rd	Summary	40	46	46	52	56	25350

Day: Thursday  
 Date: 5/18/2023

City: Hollywood  
 Project #: FL23\_140259\_040

DAILY TOTALS												Total		
		NB		SB		EB		WB				Total		
		12,223		13,127		0		0				25,350		
AM Period	NB	SB	EB	WB	TOTAL	PMI Period	NB	SB	EB	WB	TOTAL			
00:00	25	19	0	0	44	12:00	151	165	0	0	316			
00:15	25	28	0	0	53	12:15	165	172	0	0	337			
00:30	17	19	0	0	36	12:30	187	144	0	0	331			
00:45	14	81	0	0	31	12:45	159	662	177	658	0	0	336	1320
01:00	14	11	0	0	25	13:00	159	166	0	0	325			
01:15	4	13	0	0	17	13:15	194	195	0	0	389			
01:30	8	10	0	0	18	13:30	162	186	0	0	348			
01:45	3	29	7	41	10	13:45	179	694	186	733	0	0	365	1427
02:00	9	7	0	0	16	14:00	158	173	0	0	331			
02:15	10	4	0	0	14	14:15	197	244	0	0	441			
02:30	3	6	0	0	9	14:30	225	215	0	0	440			
02:45	7	29	5	22	12	14:45	193	773	291	923	0	0	484	1696
03:00	3	1	0	0	4	15:00	193	273	0	0	466			
03:15	5	4	0	0	9	15:15	182	277	0	0	459			
03:30	5	4	0	0	9	15:30	222	304	0	0	526			
03:45	12	25	2	11	14	15:45	221	818	277	1131	0	0	498	1949
04:00	14	8	0	0	22	16:00	182	264	0	0	446			
04:15	8	6	0	0	14	16:15	228	314	0	0	542			
04:30	15	12	0	0	27	16:30	234	274	0	0	508			
04:45	15	52	0	0	27	16:45	238	882	320	1172	0	0	558	2054
05:00	13	21	0	0	34	17:00	261	333	0	0	594			
05:15	28	30	0	0	58	17:15	247	335	0	0	582			
05:30	36	30	0	0	66	17:30	228	314	0	0	542			
05:45	40	117	39	120	79	17:45	245	981	304	1286	0	0	549	2267
06:00	46	32	0	0	78	18:00	193	323	0	0	516			
06:15	68	65	0	0	133	18:15	236	271	0	0	507			
06:30	104	73	0	0	177	18:30	188	294	0	0	482			
06:45	115	333	86	256	201	18:45	179	796	262	1150	0	0	441	1946
07:00	200	137	0	0	337	19:00	181	199	0	0	380			
07:15	266	206	0	0	472	19:15	195	206	0	0	401			
07:30	328	266	0	0	594	19:30	152	168	0	0	320			
07:45	351	1145	255	864	606	19:45	145	673	152	725	0	0	297	1398
08:00	319	230	0	0	549	20:00	124	145	0	0	269			
08:15	317	196	0	0	513	20:15	107	163	0	0	270			
08:30	267	184	0	0	451	20:30	122	136	0	0	258			
08:45	230	1133	166	776	396	20:45	99	452	134	578	0	0	233	1030
09:00	208	141	0	0	349	21:00	107	136	0	0	243			
09:15	163	164	0	0	327	21:15	114	115	0	0	229			
09:30	156	159	0	0	315	21:30	97	102	0	0	199			
09:45	175	702	131	595	306	21:45	78	396	92	445	0	0	170	841
10:00	131	150	0	0	281	22:00	63	96	0	0	159			
10:15	146	139	0	0	285	22:15	46	80	0	0	126			
10:30	159	117	0	0	276	22:30	50	47	0	0	97			
10:45	134	570	149	555	283	22:45	34	193	58	281	0	0	92	474
11:00	137	112	0	0	249	23:00	39	55	0	0	94			
11:15	144	123	0	0	267	23:15	18	26	0	0	44			
11:30	134	145	0	0	279	23:30	25	29	0	0	54			
11:45	159	574	156	536	315	23:45	31	113	38	148	0	0	69	261
<b>TOTALS</b>	<b>4790</b>	<b>3897</b>			<b>8687</b>	<b>TOTALS</b>	<b>7433</b>	<b>9230</b>			<b>16663</b>			
<b>SPLIT %</b>	<b>55.1%</b>	<b>44.9%</b>			<b>34.3%</b>	<b>SPLIT %</b>	<b>44.6%</b>	<b>55.4%</b>			<b>65.7%</b>			
DAILY TOTALS												Total		
		NB		SB		EB		WB				Total		
		12,223		13,127		0		0				25,350		
AM Peak Hour	07:30	07:15			07:30	PM Peak Hour	17:00	16:45			16:45			
AM Pk Volume	1315	957			2262	PM Pk Volume	981	1302			2276			
Pk Hr Factor	0.937	0.899			0.933	Pk Hr Factor	0.940	0.972			0.958			
7 - 9 Volume	2278	1640	0	0	3918	4 - 6 Volume	1863	2458	0	0	4321			
7 - 9 Peak Hour	07:30	07:15			07:30	4 - 6 Peak Hour	17:00	16:45			16:45			
7 - 9 Pk Volume	1315	957	0	0	2262	4 - 6 Pk Volume	981	1302	0	0	2276			
Pk Hr Factor	0.937	0.899	0.933	0.933	0.933	Pk Hr Factor	0.940	0.972	0.933	0.933	0.958			



Pine Island Rd S/O Stirling Rd

Day: Tuesday  
Date: 5/16/2023

City: Hollywood  
Project #: FL23\_140259\_041n

Table with columns: Time, < 15, 15 - 19, 20 - 24, 25 - 29, 30 - 34, 35 - 39, 40 - 44, 45 - 49, 50 - 54, 55 - 59, 60 - 64, 65 - 69, 70 +, Total. Rows include hourly volume data from 00:00 AM to 23:45.

Summary table with columns: AM Peak Hour, PM Peak Hour, Directional Peak Periods, All Classes. Includes volume and percentage data for different time periods and directions.

Table with columns: Street Name, Direction, 15th, 50th, Average, 85th, 95th, ADT. Rows include Pine Island Rd North Bound and South Bound.

South Bound

Time	< 15	15 - 19	20 - 24	25 - 29	30 - 34	35 - 39	40 - 44	45 - 49	50 - 54	55 - 59	60 - 64	65 - 69	70 +	Total
00:00 AM	0	0	1	0	0	5	5	11	5	0	1	0	0	28
00:15	0	0	0	0	1	2	5	10	3	3	0	0	0	24
00:30	0	0	0	0	0	0	2	5	6	3	0	1	0	17
00:45	0	0	0	0	2	0	1	3	5	6	2	0	0	19
01:00	0	0	0	0	0	0	1	3	7	0	2	0	0	13
01:15	0	0	0	0	1	1	1	3	4	0	1	0	0	11
01:30	0	0	0	0	0	1	0	1	4	0	0	0	0	6
01:45	0	0	0	0	0	0	3	2	0	3	0	0	0	8
02:00	0	0	0	0	0	0	2	3	0	0	0	0	0	5
02:15	0	0	0	0	0	0	1	3	1	1	0	0	0	6
02:30	0	0	0	0	1	0	1	4	0	0	0	0	0	6
02:45	0	0	0	0	0	0	1	0	2	0	0	0	0	3
03:00	0	0	0	1	0	0	3	0	1	1	0	0	0	6
03:15	0	0	0	0	1	0	3	1	0	0	0	0	0	6
03:30	0	0	0	0	0	0	2	2	1	1	0	0	0	5
03:45	0	0	0	0	1	1	2	3	1	1	0	0	0	9
04:00	0	0	0	0	0	0	1	2	0	0	0	0	0	4
04:15	0	0	0	0	0	2	3	2	1	1	0	0	0	9
04:30	0	0	0	0	1	2	3	1	3	1	0	0	0	11
04:45	0	0	0	0	1	1	5	3	2	3	0	0	0	15
05:00	0	0	0	0	0	2	5	5	4	2	0	0	0	17
05:15	0	0	0	0	1	1	5	10	2	0	2	0	0	22
05:30	0	0	0	0	1	3	5	10	4	2	1	1	0	26
05:45	0	1	0	1	0	1	8	11	11	6	1	0	0	40
06:00	0	0	0	0	2	3	15	5	3	1	0	0	0	29
06:15	0	0	1	0	3	5	5	30	6	5	1	0	1	57
06:30	0	0	0	0	0	7	18	14	13	7	0	0	0	62
06:45	0	0	0	1	2	6	16	40	14	3	0	0	0	82
07:00	0	1	1	3	4	6	37	65	34	10	0	0	0	161
07:15	0	1	1	2	5	12	59	55	33	9	3	1	0	181
07:30	7	7	14	5	13	39	88	66	12	6	0	0	1	258
07:45	0	4	8	1	6	23	71	86	39	13	3	1	0	250
08:00	0	1	5	2	9	32	83	56	19	1	1	0	0	219
08:15	0	2	2	5	22	79	74	20	5	1	1	0	0	213
08:30	0	3	4	4	6	34	67	60	28	3	2	0	0	211
08:45	0	5	8	4	5	34	60	63	23	2	2	0	0	206
09:00	0	2	7	3	9	23	72	51	20	3	2	0	0	192
09:15	0	2	3	0	2	29	61	42	13	2	0	1	0	152
09:30	0	1	4	1	3	22	58	54	7	1	0	0	0	151
09:45	0	0	3	6	2	21	59	42	20	4	1	0	0	158
10:00	0	1	1	4	1	14	48	40	14	2	1	0	0	126
10:15	0	0	5	5	4	28	67	35	8	3	0	0	0	155
10:30	1	4	8	5	8	27	57	44	8	6	0	0	0	163
10:45	0	3	9	4	5	43	69	36	9	0	1	0	0	171
11:00	2	4	8	4	2	35	52	28	10	1	0	0	0	146
11:15	0	2	4	1	1	19	47	51	10	2	0	0	0	137
11:30	0	1	14	4	4	28	49	30	8	0	0	0	0	138
11:45	0	3	10	6	5	29	59	29	15	5	0	0	1	162
12:00 PM	0	4	9	7	5	25	57	39	19	3	0	0	0	168
12:15	0	3	9	2	5	38	52	39	11	3	0	0	0	162
12:30	3	1	11	6	6	28	66	36	13	4	0	0	0	174
12:45	0	2	14	2	8	38	48	36	9	3	0	0	0	160
13:00	0	3	11	2	2	36	68	45	15	5	1	0	0	188
13:15	0	2	10	4	1	31	72	36	7	4	1	0	0	168
13:30	0	2	5	6	7	40	42	45	16	3	0	0	0	166
13:45	1	0	9	2	8	23	83	42	15	2	0	0	1	186
14:00	0	2	12	5	11	36	61	43	14	4	0	0	0	188
14:15	0	5	12	3	6	30	85	73	13	3	0	0	0	230
14:30	0	1	11	3	1	37	101	66	14	3	1	0	0	238
14:45	0	1	12	6	8	42	111	81	24	7	2	0	0	294
15:00	1	5	8	3	18	64	123	62	15	7	2	0	0	308
15:15	0	0	10	6	12	48	102	61	22	7	0	0	0	268
15:30	0	0	11	3	7	42	113	63	26	5	1	1	0	272
15:45	0	2	14	7	14	37	129	85	33	4	2	0	0	327
16:00	0	2	6	8	16	52	99	50	22	6	3	0	0	264
16:15	0	0	15	8	10	57	119	80	21	2	0	0	0	314
16:30	3	6	14	14	11	53	111	63	17	4	0	0	0	296
16:45	0	1	15	11	14	81	107	71	24	5	0	0	0	329
17:00	1	3	16	8	9	45	113	112	22	7	3	0	1	340
17:15	0	0	13	9	2	46	124	75	18	3	1	0	0	291
17:30	0	1	13	8	7	62	131	87	23	3	2	1	0	339
17:45	0	3	13	6	11	63	144	63	17	9	1	0	0	331
18:00	0	4	12	9	10	51	123	88	15	3	1	0	0	316
18:15	0	2	13	4	5	34	107	100	31	10	1	0	0	307
18:30	0	3	6	3	4	24	108	81	24	4	1	0	0	258
18:45	0	1	10	5	8	52	73	38	20	9	3	1	2	222
19:00	0	2	10	23	1	23	89	59	20	5	1	0	0	228
19:15	0	5	11	6	5	37	54	51	29	4	0	0	0	202
19:30	2	4	8	3	5	33	83	50	5	5	0	1	0	199
19:45	0	0	7	6	9	49	68	44	13	3	1	1	0	201
20:00	0	3	9	5	15	29	63	32	10	3	0	0	0	169
20:15	0	2	9	5	12	44	66	36	8	0	1	0	0	193
20:30	0	2	13	4	10	41	61	32	12	2	0	0	0	179
20:45	0	5	9	5	2	25	57	19	11	1	0	0	0	134
21:00	0	3	4	2	8	30	52	33	14	1	0	0	0	147
21:15	0	4	7	4	4	25	34	54	7	2	0	0	0	141
21:30	0	2	5	2	5	7	35	30	14	1	0	0	0	101
21:45	0	1	8	2	2	25	38	24	4	3	1	0	0	98
22:00	0	2	6	4	3	15	26	26	12	6	3	1	0	104
22:15	0	0	3	5	0	11	21	19	11	3	1	1	1	76
22:30	0	2	6	2	0	13	16	17	8	2	0	0	0	66
22:45	0	1	4	1	1	7	17	7	6	1	0	0	1	46
23:00	0	0	1	0	0	4	21	11	8	3	3	0	0	51
23:15	0	0	0	0	1	4	11	10	3	0	0	0	0	29
23:30	0	0	0	0	2	4	6	5	3	0	0	0	0	26
23:45	0	0	0	1	0	1	10	5	4	2	0	0	0	23
Totals	21	144	544	299	427	2209	4860	3521	1178	304	63	14	14	13598
% of Totals	0%	1%	4%	2%	3%	16%	36%	26%	9%	2%	0%	0%	0%	100%

AM Volumes	10	46	110	73	119	567	1370	1196	445	122	26	7	4	4092
% AM	0%	0%	1%	1%	1%	4%	10%	9%	3%	0%	0%	0%	0%	30%
AM Peak Hour	06:45	07:30	11:30	11:45	07:15	10:15	07:30	07:30	07:00	07:00	07:15	07:30	05:30	07:30
Volume	7	14	42	21	31	133	311	282	118	38	7	1	2	942
PM Volumes	11	98	434	226	311	1642	3490	2325	733	182	37	7	10	9500
% PM	0%	1%	3%	2%	2%	12%	26%	17%	5%	1%	0%	0%	0%	70%
PM Peak Hour	16:15	16:30	16:30	16:30	16:00	17:15	16:00	16:00	18:15	18:15	17:00	18:45	16:15	17:00
Volume	4	15	60	42	51	241	522	345	304	28	7	0	0	1300
Directional Peak Periods	AM 7-9			NOON 12-2			PM 4-6			Off Peak Volumes				
All Classes	Volume 1699			Volume 1372			Volume 2503			Volume 8024				
	12%			10%			18%			59%				

Street Name	Direction	Percentiles					
		15th	50th	Average	85th	95th	ADT
Pine Island Rd	North Bound	29	43	42	51	55	13506
Pine Island Rd	South Bound	36	43	43	49	54	13598

Summary

Time	< 15	15 - 19	20 - 24	25 - 29	30 - 34	35 - 39	40 - 44	45 - 49	50 - 54	55 - 59	60 - 64	65 - 69	70 +	Total
00:00 AM	0	1	2	1	0	5	10	18	9	0	1	1	0	48
00:15	0	0	1	2	5	12	17	6	4	1	1	1	0	49
00:30	0	0	1	0	0	3	6	8	3	0	1	0	0	24
00:45	0	0	1	2	0	2	4	8	8	4	0	0	0	29
01:00	0	0	1	0	2	3	8	7	4	4	0	1	0	24
01:15	0	0	0	0	1	1	1	6	5	0	1	0	0	15
01:30	0	0	0	0	1	1	1	6	1	0	0	0	0	10
01:45	0	0	0	0	0	1	6	4	0	3	0	0	0	14
02:00	0	0	0	0	0	0	4	4	3	1	0	0	0	12
02:15	0	0	2	0	0	2	1	4	1	1	0	0	0	11
02:30	0	0	0	0	1	0	1	8	0	0	0	0	0	12
02:45	0	0	0	0	0	2	1	4	0	0	0	0	0	7
03:00	0	0	2	0	0	4	0	2	1	0	0	0	0	9
03:15	0	1	1	1	0	3	5	0	0	0	0	1	0	12
03:30	0	0	0	1	0	3	3	3	1	0	0	0	0	11
03:45	0	0	0	0	1	1	6	4	3	2	0	0	0	17
04:00	0	0	0	0	0	2	4	2	1	1	0	0	0	11
04:15	0	0	0	0	2	5	7	1	1	0	0	0	0	16
04:30	0	0	0	1	3	4	3	7	1	1	0	0	0	20
04:45	0	0	0	0	1	2	9	9	7	6	0	2	0	36
05:00	0	1	2	0	0	2	9	8	6	2	2	0	0	34
05:15	0	0	6	1	2	7	18	6	2	6	1	1	0	50
05:30	0	0	2	2	1	3	14	19	13	9	3	1	0	67
05:45	0	1	3	1	2	14	25	22	9	3	0	0	0	81
06:00	0	1	2	1	3	4	26	14	10	8	0	0	0	69
06:15	0	2	8	3	4	7	24	56	21	9	2	1	1	138
06:30	0	0	9	2	3	18	35	50	34	19	7	0	0	177
06:45	1	2	12	8	3	12	43	78	38	14	6	2	0	219
07:00	0	6	18	20	7	25	82	129	75	26	4	0	0	392
07:15	1	6	39	49	29	61	133	125	52	18	4	1	0	518
07:30	8	14	55	38	44	124	188	145	35	12	0	0	1	664
07:45	0	10	45	24	30	92	189	169	69	22	5	1	0	650
08:00	0	3	29	36	26	102	214	119	47	14	3	1	0	596
08:15	0	3	31	36	21	99	173	145	51	19	2	1	3	584
08:30	0	7	52	31	21	73	149	122	62	7	4	2	0	530
08:45	0	9	31	21	12	67	131	129	64	16	4	0	0	484
09:00	0	4	28	26	14	56	142	114	43	6	4	0	0	437
09:15	0	0	19	23	13	43	100	83	38	15	4	1	1	350
09:30	0	5	23	12	11	51	99	99	31	10	4	1	1	347
09:45	0	3	12	12	7	44	124	87	42	13	2	0	2	348
10:00	0	3	20	12	3	24	93	73	33	5	1	0	0	267
10:15	0	2	13	17	13	54	113	63	20	6	1	0	0	302
10:30	1	6	17	18	10	49	100	84	27	11	0	0	0	323
10:45	0	9	29	17	13	62	81	68	36	4	4	0	0	330
11:00	2	8	23	15	8	54	102	59	33	6	1	0	0	311
11:15	0	3	19	13	7	38	85	92	23	7	1	1	0	289
11:30	1	3	28	17	6	50	83	60	31	3	0	0	0	282
11:45	0	7	20	19	6	55	104	64	35	11	3	0	1	325
12:00 PM	0	7	25	14	13	39	101	87	41	7	2	1	0	337
12:15	0	3	22	15	20	58	105	83	28	10	2	0	0	346
12:30	3	3	24	12	12	49	116	80	34	10	1	0	0	344
12:45	0	3	33	14	10	59	89	83	23	8	2	1	0	325
13:00	0	3	26	15	5	54	135	89	35	13	2	0	1	378
13:15	0	7	19	12	5	52	116	75	38	15	1	1	1	342
13:30	0	4	23	12	12	64	94	99	38	7	1	1	0	343
13:45	2	0	28	21	16	58	148	74	41	11	1	0	1	401
14:00	0	2	31	13	15	50	99	83	33	15	0	0	0	341
14:15	1	5	25	26	17	69	168	120	37	6	1	0	0	475
14:30	0	3	29	18	5	64	183	122	37	14	3	1	0	479
14:45	0	3	40	22	18	72	173	120	46	17	4	2	2	519
15:00	1	11	25	21	24	111	186	117	34	18	4	0	0	565
15:15	0	3	33	29	30	92	167	104	54	15	4	0	1	532
15:30	0	2	42	31	12	103	193	114	42	6	4	1	0	550
15:45	0	2	34	20	38	97	203	134	44	8	2	0	0	582
16:00	0	5	25	26	24	63	152	118	55	15	3	0	0	486
16:15	0	4	40	25	20	111	189	138	50	11	7	0	2	601
16:30	3	8	30	35	15	70	162	122	55	19	2	0	1	522
16:45	0	5	35	28	26	116	172	125	56	8	1	1	0	573
17:00	1	4	33	17	14	69	179	177	64	17	4	1	1	581
17:15	0	4	29	30	9	91	199	126	48	8	4	0	0	548
17:30	0	2	38	30	18	94	211	159	48	18	2	1	0	616
17:45	0	4	33	27	15	89	203	135	53	26	1	1	0	588
18:00	1	5	26	28	19	62	203	147	44	11	3	1	0	550
18:15	0	7	32	21	15	73	181	159	59	17	3	0	4	571
18:30	0	7	24	16	12	51	149	134	47	10	3	1	3	457
18:45	0	2	26	19	16	81	130	88	43	12	4	1	2	424
19:00	1	4	28	22	7	88	143	124	48	19	2	1	1	438
19:15	0	7	24	20	16	55	92	102	52	6	2	1	1	378
19:30	2	4	14	10	10	50	126	81	25	9	3	1	0	335
19:45	0	3	15	13	12	67	115	78	25	5	1	1	1	336
20:00	0	4	19	8	20	52	108	52	27	14	3	0	0	307
20:15	0	3	19	11	21	60	97	65	32	8	2	0	0	318
20:30	0	3	20	9	12	69	96	55	29	8	4	0	0	296
20:45	0	6	14	13	6	36	81	47	27	7	0	1	1	239
21:00	0	5	12	7	8	43	75	63	36	5	0	0	0	254
21:15	0	5	11	6	7	36	70	78	18	3	4	0	1	239
21:30	0	3	9	5	5	17	58	51	25	5	1	0	1	180
21:45	0	1	10	7	3	33	49	52	8	7	1	0	0	171
22:00	0	2	10	6	5	25	42	34	22	11	3	1	0	161
22:15	0	0	7	5	3	22	29	31	19	5	1	2	1	125
22:30	0	2	11	5	1	17	24	24	13	4	2	1	0	104
22:45	1	1	5	2	2	7	23	13	12	2	0	1	2	71
23:00	0	0	2	1	0	8	28	15	13	5	4	0	1	77
23:15	0	0	1	2	1	5	14	20	13	3	1	1	0	60
23:30	0	0	0	1	3	6	8	12	4	1	0	0	0	43
23:45	0	0	0	4	0	3	16	7	8	6	1	0	0	45
<b>Totals</b>	<b>30</b>	<b>283</b>	<b>1661</b>	<b>1230</b>	<b>933</b>	<b>3996</b>	<b>8465</b>	<b>6637</b>	<b>2759</b>	<b>822</b>	<b>195</b>	<b>45</b>	<b>46</b>	<b>27104</b>
<b>% of Totals</b>	<b>0%</b>	<b>1%</b>	<b>6%</b>	<b>5%</b>	<b>3%</b>	<b>15%</b>	<b>31%</b>	<b>24%</b>	<b>10%</b>	<b>3%</b>	<b>1%</b>	<b>0%</b>	<b>0%</b>	<b>100%</b>

AM Volumes	14	114	602	476	330	1304	2754	2425	1073	334	88	29	11	9551	
% AM	0%	0%	2%	2%	3%	15%	31%	24%	10%	3%	1%	0%	0%	35%	
AM Peak Hour	06:45	07:00	07:15	07:30	07:45	07:30	07:30	07:30	07:00	07:00	06:30	07:45	07:30	07:30	
Volume	10	36	161	139	139	437	733	578	231	76	21	5	21	2494	
PM Volumes	16	171	1059	754	597	2692	5711	4312	1686	488	107	25	33	17553	
% PM	0%	1%	4%	3%	2%	10%	21%	16%	6%	2%	0%	0%	0%	65%	
PM Peak Hour	17:45	17:45	18:00	17:45	18:00	18:00	17:45	17:30	16:15	17:30	16:45	17:45	17:45	17:45	
Volume	4	23	141	115	104	401	810	600	225	72	16	5	10	2331	
<b>Directional Peak Periods</b>	<b>AM 7-9</b>				<b>NOON 12-2</b>				<b>PM 4-6</b>				<b>Off Peak Volumes</b>		
<b>All Classes</b>	Volume				Volume				Volume				Volume		
	44														

# SPEED

## Pine Island Rd S/O Stirling Rd

Day: Tuesday  
Date: 5/16/2023

City: Hollywood  
Project #: FL23\_140259\_041n

### North Bound

Time	< 15	15 - 19	20 - 24	25 - 29	30 - 34	35 - 39	40 - 44	45 - 49	50 - 54	55 - 59	60 - 64	65 - 69	70 +	Total
00:00 AM	0	1	3	2	1	5	14	21	9	3	1	2	0	62
01:00	0	0	1	0	2	2	9	5	7	3	0	0	0	29
02:00	0	0	2	0	0	3	4	7	5	1	0	0	0	22
03:00	0	0	1	3	0	0	8	6	4	1	0	0	0	23
04:00	0	0	0	0	0	2	8	15	11	4	2	2	0	44
05:00	0	1	11	4	2	2	21	34	28	13	10	1	0	127
06:00	1	5	30	13	3	20	74	109	67	34	14	3	0	373
07:00	2	23	138	120	82	222	331	296	113	40	7	0	0	1374
08:00	0	10	125	104	65	219	368	262	134	45	7	3	3	1345
09:00	0	9	66	62	29	99	215	204	94	34	12	1	4	829
10:00	0	8	61	46	21	77	165	133	77	15	4	0	0	607
11:00	1	11	54	49	15	86	167	137	79	19	5	1	0	624
12:00 PM	0	6	61	38	31	76	188	183	74	22	7	2	0	688
13:00	1	7	60	46	20	90	225	169	99	32	3	2	2	756
14:00	1	4	78	62	29	110	265	182	88	35	5	3	2	864
15:00	0	11	90	82	53	212	292	198	78	24	9	0	5	1054
16:00	0	13	80	73	34	117	243	239	132	36	10	1	1	979
17:00	0	7	78	73	27	127	280	260	128	47	4	2	0	1033
18:00	1	11	67	63	35	106	252	221	103	24	7	2	7	899
19:00	1	7	45	41	25	68	182	181	74	22	6	2	3	657
20:00	0	3	32	22	20	68	135	100	74	31	8	1	1	495
21:00	0	4	18	15	4	42	103	103	48	13	5	0	2	357
22:00	1	0	14	6	7	25	38	33	29	10	2	3	1	169
23:00	0	0	2	7	1	9	18	18	26	10	4	0	1	96
<b>Totals</b>	<b>9</b>	<b>141</b>	<b>1117</b>	<b>931</b>	<b>506</b>	<b>1787</b>	<b>3605</b>	<b>3116</b>	<b>1581</b>	<b>518</b>	<b>132</b>	<b>31</b>	<b>32</b>	<b>13506</b>
<b>% of Totals</b>	<b>0%</b>	<b>1%</b>	<b>8%</b>	<b>7%</b>	<b>4%</b>	<b>13%</b>	<b>27%</b>	<b>23%</b>	<b>12%</b>	<b>4%</b>	<b>1%</b>	<b>0%</b>	<b>0%</b>	<b>100%</b>

<b>AM Volumes</b>	4	68	492	403	220	737	1384	1229	628	212	62	13	7	5459
<b>% AM</b>	0%	1%	4%	3%	2%	5%	10%	9%	5%	2%	0%	0%	0%	40%
<b>AM Peak Hour</b>	07:00	07:00	07:00	07:00	07:00	07:00	08:00	07:00	08:00	08:00	06:00	06:00	09:00	07:00
<b>Volume</b>	2	23	138	120	82	222	368	296	134	45	14	3	4	1374
<b>PM Volumes</b>	5	73	625	528	286	1050	2221	1887	953	306	70	18	25	8047
<b>% PM</b>	0%	1%	5%	4%	2%	8%	16%	14%	7%	2%	1%	0%	0%	60%
<b>PM Peak Hour</b>	13:00	16:00	15:00	15:00	15:00	15:00	15:00	17:00	16:00	17:00	16:00	14:00	18:00	15:00
<b>Volume</b>	1	13	90	82	53	212	292	260	132	47	10	3	7	1054

Directional Peak Periods All Speeds	AM 7-9		NOON 12-2		PM 4-6		Off Peak Volumes	
	Volume	%	Volume	%	Volume	%	Volume	%
	2719	↔ 20%	1444	↔ 11%	2012	↔ 15%	7331	↔ 54%

Street Name	Direction	Percentiles					ADT
		15th	50th	Average	85th	95th	
Pine Island Rd	North Bound	29	43	42	51	55	13506
Pine Island Rd	South Bound	36	43	43	49	54	13598



# SPEED

## Pine Island Rd S/O Stirling Rd

Day: Tuesday  
Date: 5/16/2023

City: Hollywood  
Project #: FL23\_140259\_041s

### South Bound

Time	< 15	15 - 19	20 - 24	25 - 29	30 - 34	35 - 39	40 - 44	45 - 49	50 - 54	55 - 59	60 - 64	65 - 69	70 +	Total
00:00 AM	0	0	1	2	1	10	18	32	17	5	2	0	0	88
01:00	0	0	0	0	1	3	7	8	8	5	1	1	0	34
02:00	0	0	0	1	0	0	5	10	3	1	0	0	0	20
03:00	0	0	0	1	2	1	8	6	4	3	0	1	0	26
04:00	0	0	0	0	2	5	12	8	6	5	1	0	0	39
05:00	0	1	0	2	1	7	23	36	21	9	4	1	0	105
06:00	0	0	1	1	10	21	54	89	36	16	1	0	1	230
07:00	7	13	19	11	28	80	255	272	118	38	6	2	1	850
08:00	0	11	19	12	25	122	299	253	90	11	6	1	0	849
09:00	0	3	16	10	16	95	250	189	60	10	3	1	0	653
10:00	1	8	18	18	18	112	232	155	39	11	2	0	1	615
11:00	2	10	36	15	12	111	207	138	43	8	0	0	1	583
12:00 PM	3	10	43	17	24	129	223	150	52	13	0	0	0	664
13:00	1	7	35	14	18	130	265	168	53	14	2	0	1	708
14:00	0	9	47	17	26	145	358	263	65	17	3	0	0	950
15:00	1	7	43	19	51	191	467	271	96	23	5	1	0	1175
16:00	3	9	50	41	51	243	436	264	84	17	3	0	2	1203
17:00	1	7	55	31	29	216	512	337	80	22	7	1	2	1300
18:00	0	10	41	21	27	161	411	307	90	26	6	1	2	1103
19:00	2	11	36	24	20	142	294	204	76	17	2	2	0	830
20:00	0	13	40	19	39	139	247	119	41	6	1	0	1	665
21:00	0	10	24	10	19	87	149	141	39	7	1	0	0	487
22:00	0	5	19	12	4	46	80	69	37	12	4	2	2	292
23:00	0	0	1	1	3	13	48	32	20	8	3	0	0	129
<b>Totals</b>	<b>21</b>	<b>144</b>	<b>544</b>	<b>299</b>	<b>427</b>	<b>2209</b>	<b>4860</b>	<b>3521</b>	<b>1178</b>	<b>304</b>	<b>63</b>	<b>14</b>	<b>14</b>	<b>13598</b>
<b>% of Totals</b>	<b>0%</b>	<b>1%</b>	<b>4%</b>	<b>2%</b>	<b>3%</b>	<b>16%</b>	<b>36%</b>	<b>26%</b>	<b>9%</b>	<b>2%</b>	<b>0%</b>	<b>0%</b>	<b>0%</b>	<b>100%</b>

<b>AM Volumes</b>	10	46	110	73	116	567	1370	1196	445	122	26	7	4	4092
<b>% AM</b>	0%	0%	1%	1%	1%	4%	10%	9%	3%	1%	0%	0%	0%	30%
<b>AM Peak Hour</b>	07:00	07:00	11:00	10:00	07:00	08:00	08:00	07:00	07:00	07:00	07:00	07:00	06:00	07:00
<b>Volume</b>	7	13	36	18	28	122	299	272	118	38	6	2	1	850
<b>PM Volumes</b>	11	98	434	226	311	1642	3490	2325	733	182	37	7	10	9506
<b>% PM</b>	0%	1%	3%	2%	2%	12%	26%	17%	5%	1%	0%	0%	0%	70%
<b>PM Peak Hour</b>	12:00	20:00	17:00	16:00	15:00	16:00	17:00	17:00	15:00	18:00	17:00	19:00	16:00	17:00
<b>Volume</b>	3	13	55	41	51	243	512	337	96	26	7	2	2	1300

Directional Peak Periods All Speeds	AM 7-9		NOON 12-2		PM 4-6		Off Peak Volumes	
	Volume	%	Volume	%	Volume	%	Volume	%
	1699	↔ 12%	1372	↔ 10%	2503	↔ 18%	8024	↔ 59%

Street Name	Direction	Percentiles					ADT
		15th	50th	Average	85th	95th	
Pine Island Rd	North Bound	29	43	42	51	55	13506
Pine Island Rd	South Bound	36	43	43	49	54	13598

# SPEED

## Pine Island Rd S/O Stirling Rd

Day: Tuesday  
Date: 5/16/2023

City: Hollywood  
Project #: FL23\_140259\_041

### Summary

Time	< 15	15 - 19	20 - 24	25 - 29	30 - 34	35 - 39	40 - 44	45 - 49	50 - 54	55 - 59	60 - 64	65 - 69	70 +	Total
00:00 AM	0	1	4	4	2	15	32	53	26	8	3	2	0	150
01:00	0	0	1	0	3	5	16	13	15	8	1	1	0	63
02:00	0	0	2	1	0	3	9	17	8	2	0	0	0	42
03:00	0	0	1	4	2	1	16	12	8	4	0	1	0	49
04:00	0	0	0	0	2	7	20	23	17	9	3	2	0	83
05:00	0	2	11	6	3	9	44	70	49	22	14	2	0	232
06:00	1	5	31	14	13	41	128	198	103	50	15	3	1	603
07:00	9	36	157	131	110	302	586	568	231	78	13	2	1	2224
08:00	0	21	144	116	90	341	667	515	224	56	13	4	3	2194
09:00	0	12	82	72	45	194	465	393	154	44	15	2	4	1482
10:00	1	16	79	64	39	189	397	288	116	26	6	0	1	1222
11:00	3	21	90	64	27	197	374	275	122	27	5	1	1	1207
12:00 PM	3	16	104	55	55	205	411	333	126	35	7	2	0	1352
13:00	2	14	95	60	38	220	490	337	152	46	5	2	3	1464
14:00	1	13	125	79	55	255	623	445	153	52	8	3	2	1814
15:00	1	18	133	101	104	403	759	469	174	47	14	1	5	2229
16:00	3	22	130	114	85	360	679	503	216	53	13	1	3	2182
17:00	1	14	133	104	56	343	792	597	208	69	11	3	2	2333
18:00	1	21	108	84	62	267	663	528	193	50	13	3	9	2002
19:00	3	18	81	65	45	210	476	385	150	39	8	4	3	1487
20:00	0	16	72	41	59	207	382	219	115	37	9	1	2	1160
21:00	0	14	42	25	23	129	252	244	87	20	6	0	2	844
22:00	1	5	33	18	11	71	118	102	66	22	6	5	3	461
23:00	0	0	3	8	4	22	66	50	46	18	7	0	1	225
<b>Totals</b>	<b>30</b>	<b>285</b>	<b>1661</b>	<b>1230</b>	<b>933</b>	<b>3996</b>	<b>8465</b>	<b>6637</b>	<b>2759</b>	<b>822</b>	<b>195</b>	<b>45</b>	<b>46</b>	<b>27104</b>
<b>% of Totals</b>	<b>0%</b>	<b>1%</b>	<b>6%</b>	<b>5%</b>	<b>3%</b>	<b>15%</b>	<b>31%</b>	<b>24%</b>	<b>10%</b>	<b>3%</b>	<b>1%</b>	<b>0%</b>	<b>0%</b>	<b>100%</b>

<b>AM Volumes</b>	14	114	602	476	336	1304	2754	2425	1073	334	88	20	11	9551
<b>% AM</b>	0%	0%	2%	2%	1%	5%	10%	9%	4%	1%	0%	0%	0%	35%
<b>AM Peak Hour</b>	07:00	07:00	07:00	07:00	07:00	08:00	08:00	07:00	07:00	07:00	06:00	08:00	09:00	07:00
<b>Volume</b>	9	36	157	131	110	341	667	568	231	78	15	4	4	2224
<b>PM Volumes</b>	16	171	1059	754	597	2692	5711	4212	1686	488	107	25	35	17553
<b>% PM</b>	0%	1%	4%	3%	2%	10%	21%	16%	6%	2%	0%	0%	0%	65%
<b>PM Peak Hour</b>	12:00	16:00	15:00	16:00	15:00	15:00	17:00	17:00	16:00	17:00	15:00	22:00	18:00	17:00
<b>Volume</b>	3	22	133	114	104	403	792	597	216	69	14	5	9	2333

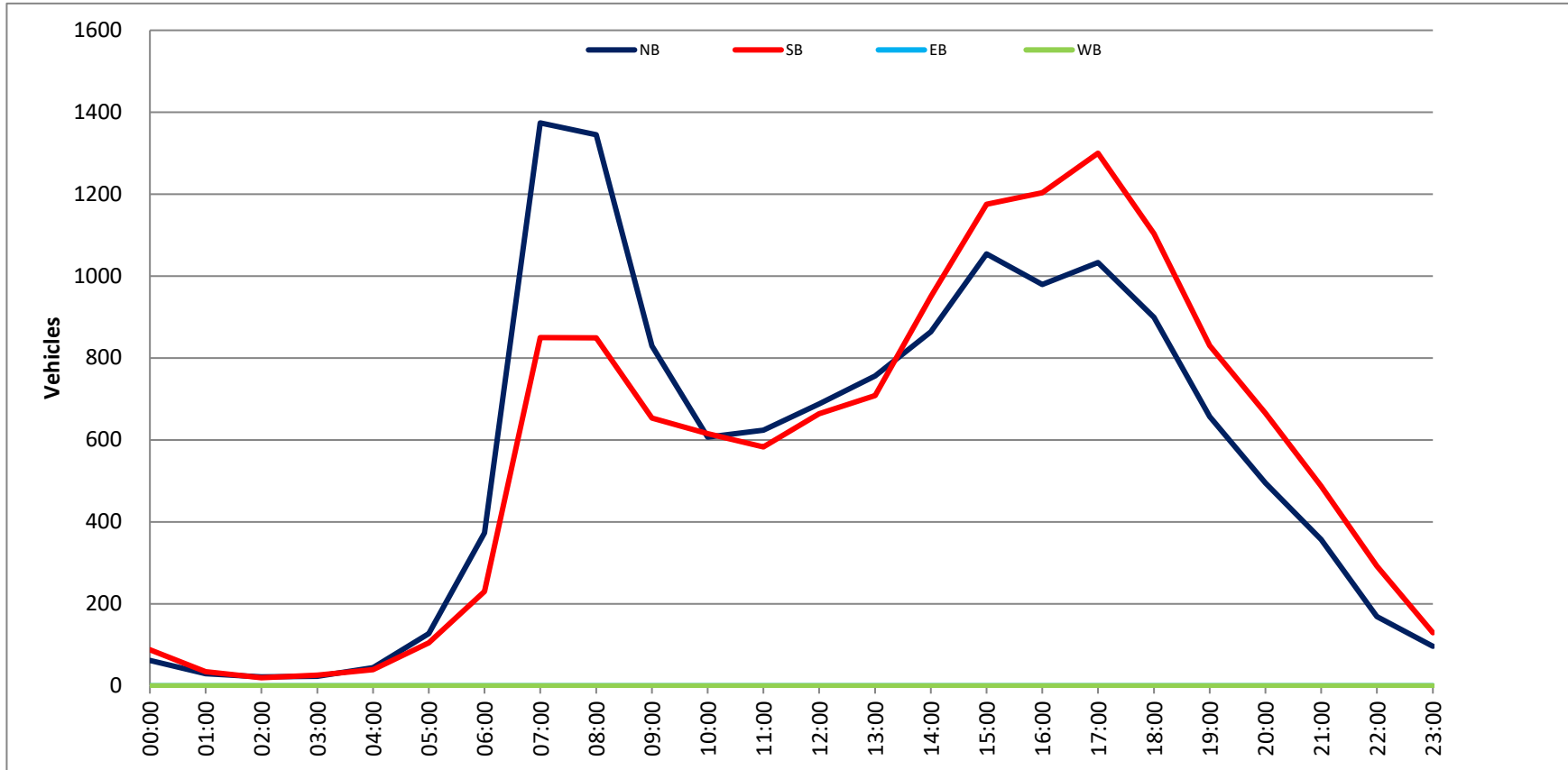
Directional Peak Periods All Speeds	AM 7-9		NOON 12-2		PM 4-6		Off Peak Volumes	
	Volume	%	Volume	%	Volume	%	Volume	%
	4418	↔ 16%	2816	↔ 10%	4515	↔ 17%	15355	↔ 57%

Street Name	Direction	Percentiles					
		15th	50th	Average	85th	95th	ADT
Pine Island Rd	Summary	35	43	42	50	55	27104

Day: Tuesday  
 Date: 5/16/2023

City: Hollywood  
 Project #: FL23\_140259\_041

DAILY TOTALS												Total	
				NB		SB		EB		WB			
				13,506		13,598		0		0		27,104	
AM Period	NB	SB	EB	WB	TOTAL	PM Period	NB	SB	EB	WB	TOTAL		
00:00	20	28	0	0	48	12:00	169	168	0	0	337		
00:15	25	24	0	0	49	12:15	184	162	0	0	346		
00:30	7	17	0	0	24	12:30	170	174	0	0	344		
00:45	10	62	19	88	29	12:45	165	688	160	664	325	1352	
01:00	15	9	0	0	24	13:00	190	188	0	0	378		
01:15	4	11	0	0	15	13:15	174	168	0	0	342		
01:30	4	6	0	0	10	13:30	177	166	0	0	343		
01:45	6	29	8	34	14	13:45	215	756	186	708	401	1464	
02:00	7	5	0	0	12	14:00	153	188	0	0	341		
02:15	5	6	0	0	11	14:15	245	230	0	0	475		
02:30	6	6	0	0	12	14:30	241	238	0	0	479		
02:45	4	22	3	20	7	14:45	225	864	294	950	519	1814	
03:00	3	6	0	0	9	15:00	257	308	0	0	565		
03:15	6	6	0	0	12	15:15	264	268	0	0	532		
03:30	6	5	0	0	11	15:30	278	272	0	0	550		
03:45	8	23	9	26	17	15:45	255	1054	327	1175	582	2229	
04:00	7	4	0	0	11	16:00	222	264	0	0	486		
04:15	7	9	0	0	16	16:15	287	314	0	0	601		
04:30	9	11	0	0	20	16:30	226	296	0	0	522		
04:45	21	44	15	39	36	16:45	244	979	329	1203	573	2182	
05:00	17	17	0	0	34	17:00	241	340	0	0	581		
05:15	28	22	0	0	50	17:15	257	291	0	0	548		
05:30	41	26	0	0	67	17:30	278	338	0	0	616		
05:45	41	127	40	105	81	17:45	257	1033	331	1300	588	2333	
06:00	40	29	0	0	69	18:00	234	316	0	0	550		
06:15	81	57	0	0	138	18:15	264	307	0	0	571		
06:30	115	62	0	0	177	18:30	199	258	0	0	457		
06:45	137	373	82	230	219	18:45	202	899	222	1103	424	2002	
07:00	231	161	0	0	392	19:00	210	228	0	0	438		
07:15	337	181	0	0	518	19:15	176	202	0	0	378		
07:30	406	258	0	0	664	19:30	136	199	0	0	335		
07:45	400	1374	250	850	650	19:45	135	657	201	830	336	1487	
08:00	377	219	0	0	596	20:00	138	169	0	0	307		
08:15	371	213	0	0	584	20:15	135	183	0	0	318		
08:30	319	211	0	0	530	20:30	117	179	0	0	296		
08:45	278	1345	206	849	484	20:45	105	495	134	665	239	1160	
09:00	245	192	0	0	437	21:00	107	147	0	0	254		
09:15	198	152	0	0	350	21:15	98	141	0	0	239		
09:30	196	151	0	0	347	21:30	79	101	0	0	180		
09:45	190	829	158	653	348	21:45	73	357	98	487	171	844	
10:00	141	126	0	0	267	22:00	57	104	0	0	161		
10:15	147	155	0	0	302	22:15	49	76	0	0	125		
10:30	160	163	0	0	323	22:30	38	66	0	0	104		
10:45	159	607	171	615	310	22:45	25	169	46	292	71	461	
11:00	165	146	0	0	311	23:00	26	51	0	0	77		
11:15	152	137	0	0	289	23:15	31	29	0	0	60		
11:30	144	138	0	0	282	23:30	17	26	0	0	43		
11:45	163	624	162	583	325	23:45	22	96	23	129	45	225	
TOTALS	5459	4092			9551	TOTALS	8047	9506			17533		
SPLIT %	57.2%	42.8%			35.2%	SPLIT %	45.8%	54.2%			64.8%		
<b>DAILY TOTALS</b>												<b>Total</b>	
				NB		SB		EB		WB			
				13,506		13,598		0		0		27,104	
AM Peak Hour	07:30	07:30			07:30	PM Peak Hour	15:00	17:00			17:00		
AM Pk Volume	1554	940			2494	PM Pk Volume	1054	1300			2333		
Pk Hr Factor	0.937	0.911			0.939	Pk Hr Factor	0.948	0.956			0.947		
7 - 9 Volume	2719	1699	0	0	4418	4 - 6 Volume	2012	2503	0	0	4515		
7 - 9 Peak Hour	07:30	07:30			07:30	4 - 6 Peak Hour	17:00	17:00			17:00		
7 - 9 Pk Volume	1554	940	0	0	2494	4 - 6 Pk Volume	1033	1300	0	0	2333		
Pk Hr Factor	0.937	0.911	0.939	0.939	0.939	Pk Hr Factor	0.929	0.956	0.956	0.947	0.947		



Pine Island Rd S/O Stirling Rd

Day: Wednesday  
 Date: 5/17/2023

City: Hollywood  
 Project #: FL23\_140259\_041n

North Bound

Time	< 15	15 - 19	20 - 24	25 - 29	30 - 34	35 - 39	40 - 44	45 - 49	50 - 54	55 - 59	60 - 64	65 - 69	70 +	Total
00:00 AM	0	0	1	0	0	1	4	3	3	3	1	0	1	17
00:15	0	1	0	0	0	0	4	4	0	0	0	0	0	9
00:30	0	0	1	3	0	0	3	2	0	1	0	0	1	11
00:45	0	0	0	0	1	2	0	2	0	0	1	0	0	6
01:00	0	0	0	0	0	0	3	1	2	0	0	0	0	7
01:15	0	1	2	0	0	0	2	1	3	1	0	1	0	11
01:30	0	0	0	0	0	2	3	1	1	0	0	0	0	7
01:45	0	0	0	0	0	0	1	1	1	0	0	0	0	3
02:00	0	0	0	1	0	1	0	1	3	1	1	0	0	8
02:15	0	0	0	0	1	0	1	0	0	0	0	0	0	2
02:30	0	0	0	0	0	0	1	0	2	0	0	0	0	6
02:45	0	0	0	0	0	0	1	1	1	0	0	0	0	2
03:00	0	0	0	1	0	1	0	1	1	0	1	0	1	6
03:15	0	0	0	0	0	1	0	2	0	1	0	0	0	4
03:30	0	0	0	2	0	1	0	2	1	0	0	0	0	6
03:45	0	0	0	0	0	2	2	2	1	1	1	0	1	8
04:00	0	0	0	0	0	0	0	2	2	0	0	0	0	6
04:15	0	0	2	0	0	2	2	0	6	0	0	1	0	13
04:30	0	0	0	0	0	4	5	0	1	2	1	0	0	13
04:45	0	0	2	1	0	0	2	5	7	2	1	1	0	21
05:00	0	1	0	2	0	1	4	8	2	3	2	1	1	24
05:15	0	0	4	0	0	1	4	5	2	2	3	0	0	22
05:30	0	0	0	2	0	2	1	10	10	7	3	0	0	35
05:45	1	0	3	2	2	1	7	16	13	9	1	0	0	55
06:00	0	0	2	0	2	3	11	10	6	9	1	0	0	44
06:15	0	0	7	4	0	2	13	26	14	7	3	1	0	77
06:30	0	0	10	11	0	7	18	26	22	10	0	3	0	97
06:45	0	1	5	5	1	11	23	46	35	22	8	0	0	157
07:00	0	4	23	19	7	17	52	48	37	16	6	0	0	229
07:15	0	7	35	39	19	63	85	68	21	4	1	0	0	342
07:30	0	6	46	45	26	47	85	91	38	8	3	0	0	395
07:45	0	2	28	30	16	36	103	93	50	10	0	2	1	371
08:00	0	3	27	28	10	47	85	83	49	8	2	0	0	352
08:15	0	1	30	17	18	62	83	70	31	8	2	0	0	322
08:30	0	4	44	31	17	61	62	49	18	5	1	0	1	293
08:45	0	4	26	19	10	55	105	47	15	10	1	0	0	292
09:00	0	4	32	18	15	26	47	54	22	7	2	0	0	227
09:15	0	5	15	15	9	15	44	45	26	10	1	1	0	187
09:30	0	2	22	21	4	28	51	45	25	5	3	1	0	207
09:45	0	0	17	12	9	24	48	54	32	10	6	1	0	213
10:00	0	5	12	8	6	10	28	39	24	9	0	0	0	141
10:15	0	5	24	17	7	18	39	39	19	6	3	1	0	178
10:30	0	0	16	10	5	17	52	40	14	7	2	0	1	164
10:45	0	1	13	12	4	28	45	43	12	5	2	0	0	165
11:00	0	1	10	3	3	17	42	40	21	5	2	0	0	144
11:15	0	0	9	7	2	18	36	25	17	4	2	0	0	120
11:30	0	2	11	7	3	16	48	42	17	2	2	2	2	152
11:45	0	1	12	10	1	27	61	43	18	6	2	0	0	181
12:00 PM	1	4	13	7	7	28	42	46	12	7	1	2	0	170
12:15	0	2	12	15	9	21	50	31	14	11	1	0	0	166
12:30	0	2	9	3	4	22	55	49	26	6	3	0	0	179
12:45	0	1	15	15	4	30	48	46	22	9	3	3	0	196
13:00	0	0	12	13	6	26	33	37	30	10	2	1	0	170
13:15	0	2	13	7	6	19	44	52	25	6	2	0	0	176
13:30	0	2	10	8	6	17	50	38	24	10	2	0	0	167
13:45	0	3	16	9	2	27	39	65	24	14	0	0	0	199
14:00	0	3	13	15	3	18	56	38	19	7	0	0	0	172
14:15	0	2	19	4	15	34	64	66	20	8	1	0	0	233
14:30	0	3	24	15	17	44	70	54	14	14	1	2	0	258
14:45	0	2	23	24	14	41	55	66	19	4	1	1	1	251
15:00	1	1	21	5	18	61	70	26	9	4	0	0	0	226
15:15	0	5	31	20	38	70	70	24	13	2	0	0	0	273
15:30	0	4	31	16	7	29	85	81	27	7	3	0	0	290
15:45	0	0	18	17	14	51	81	59	12	7	2	0	1	262
16:00	0	1	28	11	22	53	68	61	26	10	2	0	1	283
16:15	1	2	17	20	2	28	70	77	29	5	5	0	0	256
16:30	0	3	9	24	8	26	56	64	34	10	3	0	0	237
16:45	0	6	26	22	4	28	89	57	22	4	2	1	0	261
17:00	0	5	21	15	9	44	91	62	39	7	1	0	0	294
17:15	0	4	19	23	14	33	74	63	20	8	0	0	0	258
17:30	0	1	25	15	12	44	99	66	27	7	3	0	0	294
17:45	0	0	25	18	7	40	71	80	22	7	1	0	0	272
18:00	0	2	23	15	16	29	72	59	21	4	3	1	0	245
18:15	0	1	17	18	3	36	58	66	26	8	3	0	0	236
18:30	1	1	15	14	3	25	54	54	24	7	1	2	0	201
18:45	0	3	17	9	3	25	56	62	27	5	2	0	2	211
19:00	0	1	20	11	7	23	48	64	22	3	0	2	0	197
19:15	0	1	14	16	6	30	68	38	22	5	4	0	0	204
19:30	0	3	14	11	5	15	42	39	24	13	1	0	0	167
19:45	0	3	16	9	5	17	40	27	18	8	1	0	1	145
20:00	0	3	10	5	12	11	37	41	17	9	1	0	0	146
20:15	0	2	9	7	6	20	38	31	22	4	1	2	0	142
20:30	0	1	11	8	7	17	40	34	12	4	1	0	0	135
20:45	0	1	10	3	4	16	22	22	22	4	0	0	1	105
21:00	0	1	9	7	1	15	24	25	10	3	1	0	0	96
21:15	0	0	9	3	1	6	17	21	15	8	1	0	0	81
21:30	0	1	4	3	3	11	25	16	17	4	2	0	0	86
21:45	0	0	4	3	5	6	30	27	14	3	0	0	0	83
22:00	0	0	1	2	3	3	20	14	6	5	2	1	0	57
22:15	0	0	1	0	0	6	17	14	7	7	0	0	0	52
22:30	0	1	2	1	1	10	11	14	11	2	0	0	0	53
22:45	0	1	6	1	1	2	7	5	9	3	0	0	0	35
23:00	0	0	3	2	1	3	12	9	6	1	1	0	0	38
23:15	0	0	1	0	0	1	9	8	9	1	1	0	0	28
23:30	0	0	2	1	2	2	5	6	5	1	1	0	0	25
23:45	0	1	1	0	0	0	6	7	4	4	0	0	0	23
<b>Totals</b>	<b>5</b>	<b>146</b>	<b>1161</b>	<b>885</b>	<b>535</b>	<b>1838</b>	<b>3601</b>	<b>3251</b>	<b>1539</b>	<b>529</b>	<b>135</b>	<b>37</b>	<b>20</b>	<b>13682</b>
<b>% of Totals</b>	<b>0%</b>	<b>1%</b>	<b>8%</b>	<b>6%</b>	<b>4%</b>	<b>13%</b>	<b>26%</b>	<b>24%</b>	<b>11%</b>	<b>4%</b>	<b>1%</b>	<b>0%</b>	<b>0%</b>	<b>100%</b>

Directional Peak Periods	AM 7-9			NOON 12-2			PM 4-6			Off Peak Volumes		
All Classes	Volume	%		Volume	%		Volume	%		Volume	%	
	2596	19%	← →	1423	10%	← →	2155	16%	← →	7508	55%	← →

Street Name	Direction	Percentiles					
		15th	50th	Average	85th	95th	ADT
Pine Island Rd	North Bound	29	43	42	51	55	13682
Pine Island Rd	South Bound	36	43	43	50	54	13680

South Bound														
Time	< 15	15 - 19	20 - 24	25 - 29	30 - 34	35 - 39	40 - 44	45 - 49	50 - 54	55 - 59	60 - 64	65 - 69	70 +	Total
00:00 AM	0	2	1	0	0	5	8	3	5	0	0	1	0	25
00:15	0	1	0	0	0	4	9	4	4	0	1	0	0	23
00:30	0	0	0	0	2	3	6	1	4	0	1	0	0	17
00:45	0	0	0	0	0	4	5	8	2	1	0	0	0	20
01:00	0	0	0	0	1	2	5	6	3	0	0	0	0	17
01:15	0	0	1	0	1	0	4	5	1	0	1	0	0	13
01:30	0	0	1	0	0	3	4	1	0	0	0	0	0	9
01:45	0	0	0	0	1	2	8	2	0	1	0	0	0	14
02:00	0	0	0	0	0	1	2	0	3	0	0	0	0	6
02:15	0	0	0	0	0	3	1	3	0	0	0	0	0	7
02:30	0	0	0	0	0	0	0	1	0	2	0	0	0	4
02:45	0	0	0	0	0	0	1	1	0	1	0	0	0	3
03:00	0	0	0	0	1	1	0	0	0	1	0	0	0	3
03:15	0	0	0	0	0	2	1	1	1	0	1	0	0	6
03:30	0	0	0	0	0	0	0	1	1	0	1	0	0	3
03:45	0	0	0	0	0	1	2	2	0	0	0	0	0	5
04:00	0	0	0	0	0	2	2	1	3	0	0	0	0	8
04:15	0	0	0	0	1	0	5	2	2	1	0	0	0	11
04:30	0	0	0	0	1	0	3	1	5	0	0	0	0	10
04:45	0	0	0	0	0	1	2	4	5	10	2	0	0	24
05:00	0	0	0	0	0	0	7	5	2	0	1	0	0	15
05:15	0	0	0	0	0	4	5	12	9	1	0	0	0	31
05:30	0	0	0	0	0	2	7	12	7	2	1	0	0	31
05:45	0	0	0	0	1	1	5	11	7	5	0	1	0	31
06:00	0	0	2	0	1	2	8	15	11	5	0	1	0	45
06:15	0	0	0	0	0	7	14	13	6	2	1	0	0	43
06:30	0	0	1	0	1	6	13	36	13	4	2	1	0	78
06:45	0	1	0	0	2	1	31	36	23	2	0	0	0	97
07:00	0	0	0	5	0	18	36	48	20	5	2	0	0	134
07:15	1	1	1	1	1	15	58	90	41	10	1	0	0	220
07:30	4	7	4	11	9	36	66	81	26	5	0	0	0	249
07:45	0	1	2	5	6	31	80	75	41	11	7	0	0	259
08:00	0	1	2	4	6	37	77	77	24	5	0	0	0	233
08:15	1	0	10	2	5	46	77	71	26	7	4	1	0	250
08:30	0	1	0	2	3	27	58	75	24	7	1	1	1	200
08:45	0	3	9	3	4	30	65	60	16	9	2	1	0	202
09:00	0	2	6	6	4	30	56	60	25	1	1	0	1	192
09:15	0	3	0	3	0	5	23	59	19	7	2	1	0	174
09:30	1	1	4	3	4	27	55	35	17	6	0	0	0	153
09:45	0	1	3	1	9	15	60	51	16	7	1	0	0	164
10:00	0	0	4	5	9	10	34	26	17	7	1	0	0	113
10:15	0	0	5	7	2	16	50	55	24	3	1	0	0	163
10:30	0	1	4	2	6	35	37	32	15	4	1	1	0	138
10:45	0	2	5	4	2	40	65	33	13	3	1	0	0	140
11:00	0	1	9	5	9	12	47	39	19	2	1	1	0	145
11:15	0	0	2	3	5	33	53	41	17	0	0	0	0	154
11:30	0	3	12	1	6	11	59	42	11	4	0	0	0	149
11:45	0	3	5	1	4	27	53	40	7	6	0	1	0	147
12:00 PM	0	4	10	8	8	26	51	39	9	3	0	1	0	154
12:15	0	3	11	5	4	34	61	53	13	2	1	0	0	187
12:30	0	2	10	4	1	20	56	48	16	0	2	1	0	160
12:45	0	1	3	2	4	21	49	48	18	5	2	0	0	153
13:00	0	0	7	4	2	21	74	38	22	3	2	0	0	173
13:15	0	3	16	5	3	37	71	44	16	3	1	0	0	199
13:30	0	4	12	5	6	39	61	51	12	6	0	0	0	198
13:45	0	0	6	5	5	19	65	67	22	5	4	0	0	198
14:00	0	1	10	4	2	43	68	56	30	4	0	0	1	219
14:15	0	6	6	15	48	83	51	17	3	0	0	0	0	235
14:30	0	2	15	9	12	42	72	46	12	3	0	0	0	213
14:45	0	2	9	4	13	35	107	72	17	3	1	0	1	264
15:00	0	3	13	15	48	105	98	32	5	2	0	0	0	325
15:15	0	4	6	7	16	82	95	36	8	0	0	0	0	254
15:30	0	1	5	5	10	62	135	54	15	0	2	0	0	289
15:45	0	1	9	5	10	55	110	80	27	0	1	0	0	298
16:00	0	3	8	11	10	49	102	67	14	2	2	0	0	268
16:15	0	1	8	5	5	45	112	72	25	4	0	0	0	277
16:30	1	1	7	7	12	38	101	60	23	4	0	1	0	255
16:45	0	3	16	8	9	30	119	85	25	5	1	1	0	302
17:00	0	0	17	8	8	41	103	115	30	5	2	0	0	329
17:15	0	0	15	8	12	43	128	88	30	7	0	0	0	331
17:30	0	1	14	7	15	56	134	85	30	11	3	2	1	359
17:45	0	3	22	4	1	51	109	99	32	2	0	0	0	323
18:00	0	0	20	9	9	44	115	82	21	5	0	1	0	306
18:15	0	3	9	5	6	84	117	62	22	5	0	0	0	313
18:30	0	0	23	9	13	55	103	70	19	4	3	0	1	300
18:45	0	2	13	11	5	37	71	63	24	5	0	0	0	231
19:00	0	5	11	2	4	37	76	62	19	2	0	0	0	218
19:15	0	3	13	6	9	41	86	57	16	4	1	2	0	238
19:30	0	2	10	4	3	25	85	52	25	6	1	0	0	213
19:45	0	4	13	1	4	23	62	59	20	4	1	0	1	192
20:00	0	0	11	2	9	34	52	36	11	5	1	0	0	161
20:15	0	4	10	9	4	36	65	53	12	4	0	1	0	198
20:30	0	2	5	5	4	6	23	53	11	0	0	0	0	63
20:45	0	0	7	3	7	14	50	41	13	4	0	0	0	139
21:00	0	1	2	3	6	28	52	32	13	2	1	0	0	140
21:15	0	0	4	4	8	17	44	34	9	4	2	0	0	126
21:30	0	4	16	3	4	5	35	31	8	2	1	1	0	110
21:45	0	0	9	3	5	27	44	26	12	2	0	0	0	126
22:00	0	1	3	4	3	4	21	23	13	4	0	0	1	77
22:15	0	1	6	3	2	12	30	18	6	4	1	0	0	83
22:30	0	0	3	1	2	5	17	17	5	0	0	0	0	50
22:45	0	1	2	1	0	4	7	17	3	2	1	0	0	38
23:00	0	1	1	1	2	8	11	9	5	1	1	0	0	40
23:15	0	0	0	0	0	5	11	15	8	1	0	0	0	40
23:30	0	0	0	0	1	5	10	8	6	3	0	0	0	33
23:45	0	0	0	1	0	2	12	10	4	2	0	0	0	31
<b>Totals</b>	<b>8</b>	<b>114</b>	<b>543</b>	<b>310</b>	<b>462</b>	<b>2174</b>	<b>4686</b>	<b>3669</b>	<b>1313</b>	<b>296</b>	<b>74</b>	<b>22</b>	<b>9</b>	<b>13680</b>
<b>% of Totals</b>	<b>0%</b>	<b>1%</b>	<b>4%</b>	<b>2%</b>	<b>3%</b>	<b>16%</b>	<b>34%</b>	<b>27%</b>	<b>10%</b>	<b>2%</b>	<b>1%</b>	<b>0%</b>	<b>0%</b>	<b>100%</b>

Directional Peak Periods	AM 7-9				NOON 12-2				PM 4-6				Off Peak Volumes			
All Classes	Volume	%	Volume	%	Volume	%	Volume	%	Volume	%	Volume	%	Volume	%		
	1747	13%	1422	10%	2444	18%	8067	59%								

Street Name	Direction	Percentiles					
		15th	50th	Average	85th	95th	ADT
Pine Island Rd	North Bound	29	43	42	51	55	13682
Pine Island Rd	South Bound	36	43	43	50	54	13680

Summary table with columns: Time, < 15, 15 - 19, 20 - 24, 25 - 29, 30 - 34, 35 - 39, 40 - 44, 45 - 49, 50 - 54, 55 - 59, 60 - 64, 65 - 69, 70 +, Total. Rows include hourly intervals from 00:00 AM to 23:45.

Directional Peak Periods table with columns: All Classes, AM 7-9, NOON 12-2, PM 4-6, Off Peak Volumes. Includes Volume and % values for various directions.

Percentiles table with columns: Street Name, Direction, 15th, 50th, Average, 85th, 95th, ADT. Row for Pine Island Rd.

# SPEED

## Pine Island Rd S/O Stirling Rd

Day: Wednesday

Date: 5/17/2023

City: Hollywood

Project #: FL23\_140259\_041n

### North Bound

Time	< 15	15 - 19	20 - 24	25 - 29	30 - 34	35 - 39	40 - 44	45 - 49	50 - 54	55 - 59	60 - 64	65 - 69	70 +	Total
00:00 AM	0	0	3	3	1	3	11	11	3	4	2	0	2	43
01:00	0	1	2	0	0	0	8	6	6	4	0	1	0	28
02:00	0	0	1	1	1	1	2	4	6	1	1	0	0	18
03:00	0	0	0	3	0	5	2	7	3	2	1	1	1	25
04:00	0	0	4	1	0	6	9	7	16	4	3	2	1	53
05:00	1	1	7	6	2	5	16	39	27	21	9	2	0	136
06:00	0	1	24	10	3	23	65	108	77	48	12	4	0	375
07:00	0	19	132	133	68	163	325	300	146	38	10	2	1	1337
08:00	0	12	127	95	55	225	345	249	113	31	6	0	1	1259
09:00	0	11	85	66	37	93	190	198	105	32	12	3	2	834
10:00	0	11	65	47	22	73	164	161	69	27	7	1	1	648
11:00	0	4	42	27	9	78	187	150	73	17	6	2	2	597
12:00 PM	1	9	49	40	24	101	195	172	74	33	8	5	0	711
13:00	0	7	51	37	20	89	166	192	103	40	6	1	0	712
14:00	0	10	79	58	49	137	245	224	72	33	3	3	1	914
15:00	1	10	101	62	77	211	306	190	61	20	5	0	1	1045
16:00	1	12	80	77	36	135	283	259	111	29	12	1	1	1037
17:00	0	10	90	71	42	161	335	271	103	29	5	1	0	1118
18:00	1	7	72	56	25	115	240	241	98	24	9	3	2	893
19:00	0	8	64	47	18	85	198	168	86	29	6	2	2	713
20:00	0	8	40	22	28	64	137	128	74	21	3	2	1	528
21:00	0	2	26	16	10	38	86	89	56	18	4	0	1	346
22:00	0	2	10	4	5	21	55	47	33	17	2	1	0	197
23:00	0	1	7	3	3	6	31	30	24	7	3	0	0	115
<b>Totals</b>	<b>5</b>	<b>146</b>	<b>1161</b>	<b>885</b>	<b>535</b>	<b>1838</b>	<b>3601</b>	<b>3251</b>	<b>1539</b>	<b>529</b>	<b>135</b>	<b>37</b>	<b>20</b>	<b>13682</b>
<b>% of Totals</b>	<b>0%</b>	<b>1%</b>	<b>8%</b>	<b>6%</b>	<b>4%</b>	<b>13%</b>	<b>26%</b>	<b>24%</b>	<b>11%</b>	<b>4%</b>	<b>1%</b>	<b>0%</b>	<b>0%</b>	<b>100%</b>

<b>AM Volumes</b>	1	60	492	392	198	675	1324	1240	644	229	69	18	11	5353
<b>% AM</b>	0%	0%	4%	3%	1%	5%	10%	9%	5%	2%	1%	0%	0%	39%
<b>AM Peak Hour</b>	05:00	07:00	07:00	07:00	07:00	08:00	08:00	07:00	07:00	06:00	06:00	06:00		07:00
<b>Volume</b>	1	19	132	133	68	225	345	300	146	48	12	4	2	1337
<b>PM Volumes</b>	4	86	669	493	337	1163	2277	2011	895	300	66	19	9	8329
<b>% PM</b>	0%	1%	5%	4%	2%	9%	17%	15%	7%	2%	0%	0%	0%	61%
<b>PM Peak Hour</b>	12:00	16:00	15:00	16:00	15:00	15:00	17:00	17:00	16:00	13:00	16:00	12:00	18:00	17:00
<b>Volume</b>	1	12	101	77	77	211	335	271	111	40	12	5	2	1118
<b>Directional Peak Periods All Speeds</b>			<b>AM 7-9</b>			<b>NOON 12-2</b>			<b>PM 4-6</b>			<b>Off Peak Volumes</b>		
			Volume	↔	%	Volume	↔	%	Volume	↔	%	Volume	↔	%
			2596		19%	1423		10%	2155		16%	7508		55%

Street Name	Direction	Percentiles					ADT
		15th	50th	Average	85th	95th	
Pine Island Rd	North Bound	29	43	42	51	55	13682
Pine Island Rd	South Bound	36	43	43	50	54	13680



# SPEED

## Pine Island Rd S/O Stirling Rd

Day: Wednesday

Date: 5/17/2023

City: Hollywood

Project #: FL23\_140259\_041s

### South Bound

Time	< 15	15 - 19	20 - 24	25 - 29	30 - 34	35 - 39	40 - 44	45 - 49	50 - 54	55 - 59	60 - 64	65 - 69	70 +	Total
00:00 AM	0	2	2	0	2	16	28	16	15	1	2	1	0	85
01:00	0	0	2	0	3	7	21	14	4	1	1	0	0	53
02:00	0	0	0	0	0	4	5	5	3	3	0	0	0	20
03:00	0	0	0	0	1	4	3	4	2	1	2	0	0	17
04:00	0	0	0	0	3	4	14	9	20	3	0	0	0	53
05:00	0	0	0	0	1	7	24	40	25	8	2	1	0	108
06:00	0	1	3	0	6	16	66	100	53	13	3	2	0	263
07:00	5	9	7	22	16	100	240	294	128	31	10	0	0	862
08:00	1	5	21	11	18	140	277	283	90	28	7	3	1	885
09:00	1	4	16	10	22	95	230	201	77	21	4	1	1	683
10:00	0	3	18	18	21	81	176	146	69	17	4	1	0	554
11:00	0	7	28	10	24	83	212	162	54	12	1	2	0	595
12:00 PM	0	10	34	14	17	101	217	188	56	10	5	2	0	654
13:00	0	7	41	19	18	116	271	200	72	17	7	0	0	768
14:00	0	11	40	23	42	168	330	225	76	13	1	0	2	931
15:00	0	9	33	36	84	304	438	202	55	2	3	0	0	1166
16:00	1	8	39	31	36	162	434	284	87	15	3	2	0	1102
17:00	0	4	68	27	36	191	474	387	122	25	5	2	1	1342
18:00	0	5	65	34	33	220	406	277	86	19	3	1	1	1150
19:00	0	14	47	13	20	126	309	230	80	16	3	2	1	861
20:00	0	6	33	18	26	107	220	162	47	13	1	1	0	634
21:00	0	5	31	13	23	77	172	123	42	10	4	1	1	502
22:00	0	3	14	9	7	25	75	75	27	10	2	0	1	248
23:00	0	1	1	2	3	20	44	42	23	7	1	0	0	144
<b>Totals</b>	<b>8</b>	<b>114</b>	<b>543</b>	<b>310</b>	<b>462</b>	<b>2174</b>	<b>4686</b>	<b>3669</b>	<b>1313</b>	<b>296</b>	<b>74</b>	<b>22</b>	<b>9</b>	<b>13680</b>
<b>% of Totals</b>	<b>0%</b>	<b>1%</b>	<b>4%</b>	<b>2%</b>	<b>3%</b>	<b>16%</b>	<b>34%</b>	<b>27%</b>	<b>10%</b>	<b>2%</b>	<b>1%</b>	<b>0%</b>	<b>0%</b>	<b>100%</b>

<b>AM Volumes</b>	7	31	97	71	117	557	1296	1274	540	139	36	11	2	4178
<b>% AM</b>	0%	0%	1%	1%	1%	4%	9%	9%	4%	1%	0%	0%	0%	31%
<b>AM Peak Hour</b>	07:00	07:00	11:00	07:00	11:00	08:00	08:00	07:00	07:00	07:00	07:00	08:00	08:00	08:00
<b>Volume</b>	5	9	28	22	24	140	277	294	128	31	10	3	1	885
<b>PM Volumes</b>	1	83	446	239	345	1617	3390	2395	773	157	38	11	7	9502
<b>% PM</b>	0%	1%	3%	2%	3%	12%	25%	18%	6%	1%	0%	0%	0%	69%
<b>PM Peak Hour</b>	16:00	19:00	17:00	15:00	15:00	15:00	17:00	17:00	17:00	17:00	13:00	12:00	14:00	17:00
<b>Volume</b>	1	14	68	36	84	304	474	387	122	25	7	2	2	1342

Directional Peak Periods All Speeds	AM 7-9		NOON 12-2		PM 4-6		Off Peak Volumes	
	Volume	%	Volume	%	Volume	%	Volume	%
	1747	↔ 13%	1422	↔ 10%	2444	↔ 18%	8067	↔ 59%

Street Name	Direction	Percentiles					ADT
		15th	50th	Average	85th	95th	
Pine Island Rd	North Bound	29	43	42	51	55	13682
Pine Island Rd	South Bound	36	43	43	50	54	13680

# SPEED

## Pine Island Rd S/O Stirling Rd

Day: Wednesday

Date: 5/17/2023

City: Hollywood

Project #: FL23\_140259\_041

### Summary

Time	< 15	15 - 19	20 - 24	25 - 29	30 - 34	35 - 39	40 - 44	45 - 49	50 - 54	55 - 59	60 - 64	65 - 69	70 +	Total
00:00 AM	0	2	5	3	3	19	39	27	18	5	4	1	2	128
01:00	0	1	4	0	3	7	29	20	10	5	1	1	0	81
02:00	0	0	1	1	1	5	7	9	9	4	1	0	0	38
03:00	0	0	0	3	1	9	5	11	5	3	3	1	1	42
04:00	0	0	4	1	3	10	23	16	36	7	3	2	1	106
05:00	1	1	7	6	3	12	40	79	52	29	11	3	0	244
06:00	0	2	27	10	9	39	131	208	130	61	15	6	0	638
07:00	5	28	139	155	84	263	565	594	274	69	20	2	1	2199
08:00	1	17	148	106	73	365	622	532	203	59	13	3	2	2144
09:00	1	15	101	76	59	188	420	399	182	53	16	4	3	1517
10:00	0	14	83	65	43	154	340	307	138	44	11	2	1	1202
11:00	0	11	70	37	33	161	399	312	127	29	7	4	2	1192
12:00 PM	1	19	83	54	41	202	412	360	130	43	13	7	0	1365
13:00	0	14	92	56	38	205	437	392	175	57	13	1	0	1480
14:00	0	21	119	81	91	305	575	449	148	46	4	3	3	1845
15:00	1	19	134	98	161	515	744	392	116	22	8	0	1	2211
16:00	2	20	119	108	72	297	717	543	198	44	15	3	1	2139
17:00	0	14	158	98	78	352	809	658	225	54	10	3	1	2460
18:00	1	12	137	90	58	335	646	518	184	43	12	4	3	2043
19:00	0	22	111	60	38	211	507	398	166	45	9	4	3	1574
20:00	0	14	73	40	54	171	357	290	121	34	4	3	1	1162
21:00	0	7	57	29	33	115	258	212	98	28	8	1	2	848
22:00	0	5	24	13	12	46	130	122	60	27	4	1	1	445
23:00	0	2	8	5	6	26	75	72	47	14	4	0	0	259
<b>Totals</b>	<b>13</b>	<b>260</b>	<b>1704</b>	<b>1195</b>	<b>997</b>	<b>4012</b>	<b>8287</b>	<b>6920</b>	<b>2852</b>	<b>825</b>	<b>209</b>	<b>59</b>	<b>29</b>	<b>27362</b>
<b>% of Totals</b>	<b>0%</b>	<b>1%</b>	<b>6%</b>	<b>4%</b>	<b>4%</b>	<b>15%</b>	<b>30%</b>	<b>25%</b>	<b>10%</b>	<b>3%</b>	<b>1%</b>	<b>0%</b>	<b>0%</b>	<b>100%</b>

<b>AM Volumes</b>	8	91	589	463	315	1232	2620	2514	1184	368	105	29	13	9531
<b>% AM</b>	0%	0%	2%	2%	1%	5%	10%	9%	4%	1%	0%	0%	0%	35%
<b>AM Peak Hour</b>	07:00	07:00	08:00	07:00	07:00	08:00	08:00	07:00	07:00	07:00	07:00	06:00	09:00	07:00
<b>Volume</b>	5	28	148	155	84	365	622	594	274	69	20	6	3	2199
<b>PM Volumes</b>	5	169	1115	732	682	2780	5667	4406	1668	457	104	30	16	17831
<b>% PM</b>	0%	1%	4%	3%	2%	10%	21%	16%	6%	2%	0%	0%	0%	65%
<b>PM Peak Hour</b>	16:00	19:00	17:00	16:00	15:00	15:00	17:00	17:00	17:00	13:00	16:00	12:00	14:00	17:00
<b>Volume</b>	2	22	158	108	161	515	809	658	225	57	15	7	3	2460

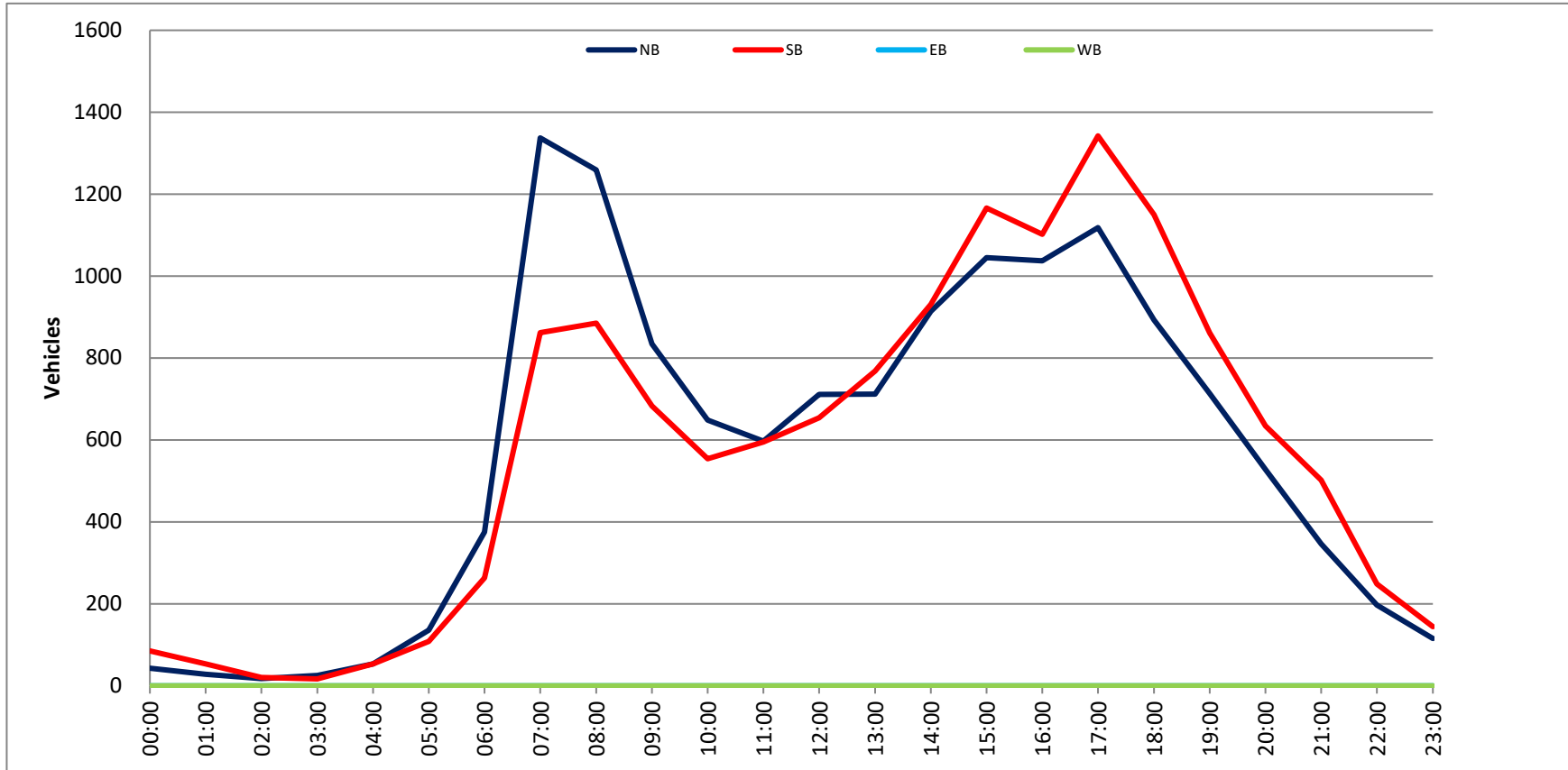
Directional Peak Periods All Speeds	AM 7-9		NOON 12-2		PM 4-6		Off Peak Volumes	
	Volume	%	Volume	%	Volume	%	Volume	%
	4343	↔ 16%	2845	↔ 10%	4599	↔ 17%	15575	↔ 57%

Street Name	Direction	Percentiles					ADT
		15th	50th	Average	85th	95th	
Pine Island Rd	Summary	35	43	42	50	55	27362

Day: Wednesday  
 Date: 5/17/2023

City: Hollywood  
 Project #: FL23\_140259\_041

DAILY TOTALS												Total	
				NB		SB		EB		WB			
				13,682		13,680		0		0		27,362	
AM Period	NB	SB	EB	WB	TOTAL	PM Period	NB	SB	EB	WB	TOTAL		
00:00	17	25	0	0	42	12:00	170	154	0	0	324		
00:15	9	23	0	0	32	12:15	166	187	0	0	353		
00:30	11	17	0	0	28	12:30	179	160	0	0	339		
00:45	6	43	0	0	26	12:45	196	711	153	654	0	0	349
01:00	7	17	0	0	24	13:00	170	173	0	0	343		
01:15	11	13	0	0	24	13:15	176	199	0	0	375		
01:30	7	9	0	0	16	13:30	167	198	0	0	365		
01:45	3	28	14	53	17	13:45	199	712	198	768	0	0	397
02:00	8	6	0	0	14	14:00	172	219	0	0	391		
02:15	2	7	0	0	9	14:15	233	235	0	0	468		
02:30	6	4	0	0	10	14:30	258	213	0	0	471		
02:45	2	18	3	20	5	14:45	251	914	264	931	0	0	515
03:00	6	3	0	0	9	15:00	220	325	0	0	545		
03:15	4	6	0	0	10	15:15	273	254	0	0	527		
03:30	6	3	0	0	9	15:30	290	289	0	0	579		
03:45	9	25	5	17	14	15:45	262	1045	298	1166	0	0	560
04:00	6	8	0	0	14	16:00	283	268	0	0	551		
04:15	13	11	0	0	24	16:15	256	277	0	0	533		
04:30	13	10	0	0	23	16:30	237	255	0	0	492		
04:45	21	53	24	53	45	16:45	261	1037	302	1102	0	0	563
05:00	24	15	0	0	39	17:00	294	329	0	0	623		
05:15	22	31	0	0	53	17:15	258	331	0	0	589		
05:30	35	31	0	0	66	17:30	294	359	0	0	653		
05:45	55	136	31	108	86	17:45	272	1118	323	1342	0	0	595
06:00	44	45	0	0	89	18:00	245	306	0	0	551		
06:15	77	43	0	0	120	18:15	236	313	0	0	549		
06:30	97	78	0	0	175	18:30	201	300	0	0	501		
06:45	157	375	97	263	254	18:45	211	893	231	1150	0	0	442
07:00	229	134	0	0	363	19:00	197	218	0	0	415		
07:15	342	220	0	0	562	19:15	204	238	0	0	442		
07:30	395	249	0	0	644	19:30	167	213	0	0	380		
07:45	371	1337	259	862	630	19:45	145	713	192	861	0	0	337
08:00	352	233	0	0	585	20:00	146	161	0	0	307		
08:15	322	250	0	0	572	20:15	142	198	0	0	340		
08:30	293	200	0	0	493	20:30	135	136	0	0	271		
08:45	292	1259	202	885	494	20:45	105	528	139	634	0	0	244
09:00	227	192	0	0	419	21:00	96	140	0	0	236		
09:15	187	174	0	0	361	21:15	81	126	0	0	207		
09:30	207	153	0	0	360	21:30	86	110	0	0	196		
09:45	213	834	164	683	377	21:45	83	346	126	502	0	0	139
10:00	141	113	0	0	254	22:00	57	77	0	0	134		
10:15	178	163	0	0	341	22:15	52	83	0	0	135		
10:30	164	138	0	0	302	22:30	53	50	0	0	103		
10:45	165	648	140	554	305	22:45	35	197	38	248	0	0	73
11:00	144	145	0	0	289	23:00	38	40	0	0	78		
11:15	120	154	0	0	274	23:15	29	40	0	0	69		
11:30	152	149	0	0	301	23:30	25	33	0	0	58		
11:45	181	597	147	595	328	23:45	23	115	31	144	0	0	54
TOTALS	5353	4178			9531	TOTALS	8329	9502			17831		
SPLIT %	56.2%	43.8%			34.8%	SPLIT %	46.7%	53.3%			65.2%		
<b>DAILY TOTALS</b>												<b>Total</b>	
				NB		SB		EB		WB			
				13,682		13,680		0		0		27,362	
AM Peak Hour	07:15	07:30			07:30	PM Peak Hour	17:00	17:00			17:00		
AM Pk Volume	1460	991			2431	PM Pk Volume	1118	1342			2460		
Pk Hr Factor	0.924	0.957			0.944	Pk Hr Factor	0.951	0.935			0.942		
7 - 9 Volume	2596	1747	0	0	4343	4 - 6 Volume	2155	2444	0	0	4599		
7 - 9 Peak Hour	07:15	07:30			07:30	4 - 6 Peak Hour	17:00	17:00			17:00		
7 - 9 Pk Volume	1460	991	0	0	2431	4 - 6 Pk Volume	1118	1342	0	0	2460		
Pk Hr Factor	0.924	0.957	0.909	0.909	0.944	Pk Hr Factor	0.951	0.935	0.909	0.909	0.942		



North Bound														
Time	< 15	15 - 19	20 - 24	25 - 29	30 - 34	35 - 39	40 - 44	45 - 49	50 - 54	55 - 59	60 - 64	65 - 69	70 +	Total
00:00 AM	0	1	0	1	0	2	6	9	2	3	0	0	0	24
00:15	0	1	0	0	0	2	3	7	6	2	0	0	0	21
00:30	0	0	0	2	0	1	11	4	3	0	1	0	0	21
00:45	0	0	2	1	1	2	3	1	4	3	0	0	0	17
01:00	0	0	0	0	0	0	4	5	0	0	0	0	0	14
01:15	0	0	0	1	0	1	0	1	1	0	0	0	0	4
01:30	0	0	0	0	0	0	1	3	3	0	0	0	0	7
01:45	0	0	1	0	0	0	1	0	0	1	0	0	0	3
02:00	0	0	0	0	2	0	1	1	3	0	1	0	0	8
02:15	0	0	1	0	0	0	3	3	2	1	0	0	0	10
02:30	0	0	0	0	0	0	0	0	0	0	1	0	0	2
02:45	0	0	0	0	0	0	2	2	1	2	0	0	0	7
03:00	0	0	0	0	0	0	1	1	1	0	0	0	0	3
03:15	0	0	0	0	0	1	0	0	2	1	1	0	0	5
03:30	0	0	0	1	0	1	0	0	2	2	0	0	0	6
03:45	0	0	0	0	1	0	3	4	1	1	1	1	0	12
04:00	0	0	0	1	1	2	3	5	3	1	0	0	0	16
04:15	0	0	1	0	1	0	1	2	2	1	0	0	0	8
04:30	0	0	1	1	0	2	1	5	3	2	0	0	0	15
04:45	0	0	2	0	0	1	3	4	7	1	1	0	1	19
05:00	0	0	0	1	0	0	2	5	2	2	1	1	0	14
05:15	0	0	4	1	0	1	7	6	9	3	1	1	0	33
05:30	0	0	0	0	2	2	6	10	7	5	4	1	0	37
05:45	0	0	1	1	0	1	4	8	13	6	6	0	0	40
06:00	0	0	5	2	1	2	10	20	10	4	1	0	0	55
06:15	0	0	6	5	1	4	24	23	9	4	1	0	0	77
06:30	0	0	8	2	0	10	34	29	7	4	1	0	0	104
06:45	0	1	7	7	4	5	24	31	28	17	4	1	1	130
07:00	2	2	22	18	5	17	69	53	33	4	1	2	2	230
07:15	0	7	35	34	16	53	87	71	25	6	3	2	0	339
07:30	0	6	48	41	42	83	101	64	23	10	4	0	2	424
07:45	0	7	30	43	33	59	95	90	28	8	3	1	0	397
08:00	0	3	26	32	21	87	80	69	29	7	5	2	0	371
08:15	0	1	21	22	24	48	105	92	35	7	0	0	0	355
08:30	0	1	37	21	5	30	82	71	38	7	3	0	0	295
08:45	0	0	28	34	5	54	83	58	29	5	1	1	0	298
09:00	0	1	20	27	8	41	53	61	25	7	1	2	0	246
09:15	0	2	19	12	13	18	49	36	33	3	1	0	0	180
09:30	0	1	17	11	3	9	37	62	19	7	2	0	0	167
09:45	2	2	19	17	3	10	47	65	37	6	1	0	0	209
10:00	0	1	8	14	5	19	23	48	13	3	1	0	0	135
10:15	0	1	16	8	3	18	43	51	19	5	3	0	0	167
10:30	0	2	11	11	5	26	49	37	18	4	1	1	0	165
10:45	0	1	10	17	6	16	37	27	22	5	1	0	0	147
11:00	0	0	9	11	2	15	54	38	13	1	1	0	0	144
11:15	0	3	12	11	2	18	41	37	13	8	4	0	0	149
11:30	0	2	12	13	6	8	42	38	18	12	3	1	0	155
11:45	1	2	10	17	6	16	44	47	24	3	1	0	0	171
12:00 PM	0	0	10	6	9	21	52	34	18	9	0	0	0	161
12:15	0	0	18	9	7	20	48	56	26	5	0	0	1	190
12:30	0	2	16	12	8	32	54	38	21	9	1	1	0	194
12:45	0	3	17	15	5	17	35	51	30	6	1	0	0	180
13:00	0	0	7	9	4	17	51	46	20	3	4	1	0	162
13:15	0	1	12	11	6	28	51	57	19	7	1	0	1	194
13:30	0	2	24	14	6	39	63	40	26	2	3	0	0	208
13:45	0	2	16	8	2	17	62	36	26	13	1	0	0	183
14:00	0	3	14	11	6	19	51	42	20	2	2	0	0	170
14:15	0	4	13	13	11	34	73	41	20	2	1	0	0	212
14:30	1	3	17	27	9	56	78	42	12	0	1	1	0	247
14:45	0	2	30	17	17	20	70	53	26	5	0	0	0	240
15:00	0	3	21	16	11	28	66	50	21	4	2	0	0	224
15:15	0	0	20	22	6	20	56	44	31	11	4	1	0	215
15:30	0	4	17	30	18	39	78	53	22	6	1	0	0	268
15:45	0	2	17	22	8	29	87	51	22	8	1	0	0	247
16:00	0	0	14	10	9	17	56	53	31	7	1	2	1	201
16:15	0	4	16	24	11	8	30	62	23	13	2	0	0	247
16:30	0	1	17	17	9	22	56	81	26	6	0	2	0	239
16:45	0	1	21	20	11	26	73	77	45	7	0	1	0	282
17:00	0	0	15	21	9	40	69	73	39	9	1	0	0	276
17:15	0	0	18	23	12	35	82	49	33	10	1	1	0	264
17:30	0	0	18	19	10	25	81	76	27	4	2	0	0	262
17:45	0	0	24	26	7	24	80	75	24	10	3	3	0	280
18:00	0	4	13	17	4	20	50	53	37	12	4	0	0	214
18:15	1	0	20	14	8	20	54	77	47	8	5	0	0	254
18:30	0	1	20	12	6	7	45	63	29	17	2	1	1	204
18:45	0	2	13	12	11	23	45	71	20	8	1	1	0	207
19:00	0	2	13	10	8	27	42	56	26	4	3	0	0	194
19:15	0	0	16	7	6	17	62	68	19	5	3	1	0	204
19:30	0	1	10	7	5	26	35	40	34	5	1	0	0	164
19:45	0	2	10	6	3	10	52	32	23	6	1	1	0	146
20:00	0	2	11	7	3	8	33	28	21	9	1	0	0	123
20:15	0	1	11	8	6	17	44	30	12	6	2	0	0	137
20:30	0	1	7	5	6	15	36	28	21	2	0	0	0	123
20:45	0	3	11	5	3	11	22	27	18	6	1	2	2	111
21:00	0	1	9	4	0	19	24	38	16	4	0	1	0	116
21:15	0	1	3	6	5	20	39	26	6	4	0	0	1	111
21:30	0	1	6	2	1	14	25	20	15	3	5	2	0	94
21:45	0	1	5	4	2	10	27	20	8	2	1	0	0	80
22:00	0	1	3	0	4	10	19	13	8	4	0	0	0	62
22:15	4	1	2	3	4	9	8	12	7	1	0	1	1	53
22:30	0	0	5	2	0	5	13	11	14	5	1	0	0	56
22:45	0	0	0	0	2	0	7	11	10	2	1	0	0	33
23:00	0	0	2	2	1	3	12	7	8	3	0	0	1	39
23:15	0	0	2	1	2	1	3	3	4	3	0	0	3	26
23:30	0	0	2	2	1	0	3	8	6	3	0	1	0	26
23:45	0	1	1	3	1	5	5	7	5	3	2	0	0	33
<b>Totals</b>	<b>11</b>	<b>111</b>	<b>1060</b>	<b>977</b>	<b>522</b>	<b>1636</b>	<b>3591</b>	<b>3362</b>	<b>1659</b>	<b>474</b>	<b>134</b>	<b>45</b>	<b>19</b>	<b>13601</b>
<b>% of Totals</b>	<b>0%</b>	<b>1%</b>	<b>8%</b>	<b>7%</b>	<b>4%</b>	<b>12%</b>	<b>26%</b>	<b>25%</b>	<b>12%</b>	<b>3%</b>	<b>1%</b>	<b>0%</b>	<b>0%</b>	<b>100%</b>

AM Volumes	AM Peak Hour	PM Volumes	PM Peak Hour	Directional Peak Periods
5 47 449 442 222 684 1362 1319 637 192	06:15 07:15 07:15 07:15 07:30 07:15 07:30 07:45 08:00 06:45 07:30	2 23 151 150 120 282 392 391 322 131 37 15 6 24 13 8148	6 64 611 530 300 952 2229 2043 1022 282 67 24 13 8148	AM 7-9 2709 20% NOON 12-2 1473 11% PM 4-6 2051 15% Off Peak Volumes 7368 54%

Street Name	Direction	Percentiles				
		15th	50th	Average	85th	95th
Pine Island Rd	North Bound	29	43	42	51	55
Pine Island Rd	South Bound	37	44	43	50	54

**South Bound**

Time	< 15	15 - 19	20 - 24	25 - 29	30 - 34	35 - 39	40 - 44	45 - 49	50 - 54	55 - 59	60 - 64	65 - 69	70 +	Total
00:00 AM	0	1	0	0	0	3	4	6	4	0	0	1	0	19
00:15	0	1	0	0	1	2	7	7	4	4	2	2	0	30
00:30	0	0	0	0	0	2	6	7	2	4	0	0	0	21
00:45	0	0	0	1	2	0	2	7	5	2	0	0	0	19
01:00	0	0	0	0	0	2	5	2	2	1	1	0	0	13
01:15	0	0	0	0	0	1	6	6	2	0	0	0	0	15
01:30	0	0	0	0	1	2	3	3	0	0	0	0	0	9
01:45	0	0	0	0	0	2	3	4	2	0	0	0	0	11
02:00	0	0	0	0	0	0	3	2	1	1	0	0	0	7
02:15	0	0	0	0	1	0	2	2	2	0	0	0	0	7
02:30	0	0	0	0	2	0	0	2	1	0	0	0	0	6
02:45	0	0	0	0	0	1	1	2	1	0	0	0	0	6
03:00	0	0	0	0	1	0	0	1	1	0	0	0	0	3
03:15	0	0	0	0	0	0	1	2	2	0	0	0	0	5
03:30	0	0	0	0	0	1	0	0	1	2	0	0	0	4
03:45	0	0	0	0	0	1	1	1	1	0	0	0	0	4
04:00	0	0	0	0	1	0	3	3	1	0	0	0	0	8
04:15	0	0	0	0	0	3	2	1	2	0	0	0	0	8
04:30	0	0	0	0	0	0	2	5	2	2	0	0	0	11
04:45	0	0	0	0	0	0	4	6	1	2	0	0	0	14
05:00	0	0	0	0	0	4	3	7	7	0	0	0	0	24
05:15	0	0	0	0	0	3	8	11	6	0	0	0	0	33
05:30	0	0	0	0	0	3	13	4	7	1	0	0	0	28
05:45	0	0	0	0	1	1	5	11	8	5	1	1	1	34
06:00	0	0	1	1	0	1	10	11	8	2	0	0	0	34
06:15	0	0	0	0	0	1	12	22	12	6	1	0	1	55
06:30	0	0	0	0	0	12	13	16	2	0	1	1	13	64
06:45	0	0	2	0	0	0	18	28	11	2	1	1	1	73
07:00	0	0	0	1	3	14	45	45	20	10	1	0	0	139
07:15	0	1	2	3	7	33	59	62	30	3	2	0	4	206
07:30	4	13	3	5	10	26	88	69	24	6	1	0	0	249
07:45	0	2	0	0	2	36	82	90	40	10	1	0	1	264
08:00	0	3	4	7	6	29	74	89	40	2	0	0	1	257
08:15	0	0	6	2	5	25	68	64	22	6	0	1	0	199
08:30	0	1	2	3	4	18	61	64	34	3	3	0	0	193
08:45	0	1	4	1	3	25	59	55	24	8	0	0	1	181
09:00	0	1	2	1	3	19	64	39	17	8	0	0	1	155
09:15	0	0	7	3	5	29	75	32	15	5	0	0	0	171
09:30	0	2	1	1	1	37	45	37	17	3	2	2	0	149
09:45	0	0	5	0	2	23	49	45	23	5	0	0	0	152
10:00	1	2	6	3	2	25	56	45	8	2	2	0	0	152
10:15	0	0	3	4	9	22	51	44	10	3	0	0	0	146
10:30	0	1	4	7	3	16	47	38	15	2	1	0	0	134
10:45	0	0	6	5	2	14	43	46	20	2	0	0	0	139
11:00	0	2	8	2	3	25	27	30	23	2	0	0	0	122
11:15	0	2	5	3	6	27	51	33	9	3	2	1	0	142
11:30	0	3	9	4	3	18	53	31	18	4	0	0	0	143
11:45	0	1	9	5	2	34	48	13	5	1	0	0	0	161
12:00 PM	0	1	10	2	0	17	53	50	21	4	2	0	0	161
12:15	0	3	13	6	2	13	58	52	24	3	1	0	0	175
12:30	0	1	8	3	2	25	62	40	13	3	1	0	0	158
12:45	0	0	7	6	11	32	46	50	15	5	0	0	0	172
13:00	0	1	8	4	5	25	61	47	18	4	1	0	0	174
13:15	1	6	11	5	5	34	84	45	10	5	1	0	0	205
13:30	0	2	14	8	5	22	53	53	20	4	0	0	0	181
13:45	0	2	10	7	3	24	77	42	23	4	1	0	0	193
14:00	0	3	12	2	2	22	56	64	12	3	0	1	0	177
14:15	0	0	9	3	4	53	102	57	15	3	1	0	0	247
14:30	0	1	9	11	5	39	83	70	16	2	1	0	0	237
14:45	0	1	4	8	8	58	118	74	16	6	0	0	0	297
15:00	0	4	12	9	9	99	103	91	27	8	2	0	0	297
15:15	0	3	16	5	6	58	104	62	25	5	2	1	0	287
15:30	0	2	7	7	16	78	105	85	26	8	0	0	0	334
15:45	0	0	11	3	10	53	124	87	19	5	1	0	1	314
16:00	0	0	6	5	8	38	104	59	23	4	0	3	0	250
16:15	0	3	8	5	8	44	133	89	21	7	0	1	1	312
16:30	0	2	9	5	6	26	125	83	35	1	1	0	0	293
16:45	0	2	9	5	7	35	112	86	34	1	1	0	0	292
17:00	0	1	12	7	30	46	127	88	44	7	1	1	0	364
17:15	1	2	15	8	6	60	110	97	25	8	0	1	0	333
17:30	0	5	7	7	19	67	130	95	15	9	0	0	0	352
17:45	0	2	16	4	11	75	104	80	25	4	1	0	0	322
18:00	0	1	11	8	7	52	131	91	24	4	0	1	0	330
18:15	0	1	12	8	9	45	115	77	21	8	2	1	0	299
18:30	0	2	11	7	1	33	113	85	33	4	0	0	0	289
18:45	0	3	14	11	11	42	81	67	26	8	1	0	0	264
19:00	0	2	13	11	5	33	77	67	37	5	0	4	0	234
19:15	0	1	11	8	2	44	82	56	14	1	1	0	0	220
19:30	0	1	6	2	4	32	66	47	9	4	4	0	0	175
19:45	0	2	9	3	5	25	48	56	25	1	2	0	0	176
20:00	0	1	11	3	1	18	51	35	19	7	1	0	0	147
20:15	0	2	13	3	4	39	58	42	19	2	1	0	1	184
20:30	1	0	6	3	7	27	44	48	26	0	1	0	0	163
20:45	0	2	6	5	7	30	46	30	11	6	0	1	0	144
21:00	0	2	15	3	4	45	56	23	6	4	1	2	0	161
21:15	1	2	8	7	4	22	43	31	14	4	0	0	0	136
21:30	1	3	6	3	0	24	33	26	10	1	0	0	0	107
21:45	0	3	8	5	7	11	26	32	9	3	1	0	0	103
22:00	0	3	4	1	1	11	31	30	8	4	1	0	0	97
22:15	0	0	6	1	1	11	31	18	15	1	2	1	0	87
22:30	0	1	4	0	3	6	24	15	5	0	0	0	0	58
22:45	0	3	1	1	1	7	14	16	8	5	1	0	0	57
23:00	0	1	2	0	1	7	14	19	9	4	3	0	0	60
23:15	0	0	1	0	2	5	10	9	2	1	1	0	0	33
23:30	0	0	0	0	1	6	12	8	4	1	1	0	0	33
23:45	0	0	0	0	1	3	12	11	6	5	0	1	0	39
<b>Totals</b>	<b>10</b>	<b>118</b>	<b>507</b>	<b>279</b>	<b>369</b>	<b>2110</b>	<b>4724</b>	<b>3766</b>	<b>1410</b>	<b>331</b>	<b>64</b>	<b>30</b>	<b>17</b>	<b>13735</b>
<b>% of Totals</b>	<b>0%</b>	<b>1%</b>	<b>4%</b>	<b>2%</b>	<b>3%</b>	<b>15%</b>	<b>34%</b>	<b>27%</b>	<b>10%</b>	<b>2%</b>	<b>0%</b>	<b>0%</b>	<b>0%</b>	<b>100%</b>

AM Volumes	93	62	92	549	1276	1185	537	133	22	11	14	4010			
% AM	0%	0%	0%	1%	4%	9%	4%	1%	0%	0%	0%	29%			
AM Peak Hour	06:45	07:15	11:30	10:00	07:15	07:15	07:30	07:30	07:45	07:00	06:45	07:30			
Volume	4	19	41	13	27	124	312	312	316	29	5	971			
PM Volumes	81	414	217	277	1561	3448	2581	873	198	42	19	9750			
% PM	0%	1%	3%	2%	2%	11%	20%	19%	6%	1%	0%	71%			
PM Peak Hour	20:30	13:15	17:00	18:00	17:15	16:15	16:45	16:30	16:00	19:15	18:15	17:00			
Volume	2	11	50	34	66	294	490	364	318	28	8	1371			
<b>Directional Peak Periods</b>		<b>AM 7-9</b>				<b>NOON 12-2</b>				<b>PM 4-6</b>				<b>Off Peak Volumes</b>	
<b>All Classes</b>	Volume	%	Volume	%	Volume	%	Volume	%	Volume	%	Volume	%	Volume	%	
	1688	12%	1419	10%	2518	18%	8110	59%							

Street Name	Direction	15th	50th	Average	85th	95th	ADT
Pine Island Rd	North Bound	29	43	42	51	55	13601
Pine Island Rd	South Bound	37	44				

Day: Thursday  
Date: 5/18/2023

Pine Island Rd S/O Stirling Rd

City: Hollywood  
Project #: FL23\_140259\_041

Summary

Table with columns: Time, < 15, 15 - 19, 20 - 24, 25 - 29, 30 - 34, 35 - 39, 40 - 44, 45 - 49, 50 - 54, 55 - 59, 60 - 64, 65 - 69, 70 +, Total. Rows list traffic volume for every 15-minute interval from 00:00 AM to 23:45.

Summary statistics table including: AM Volumes, AM Peak Hour, PM Volumes, PM Peak Hour, Directional Peak Periods, and All Classes. Includes volume and percentage data for different time periods.

Table with columns: Street Name, Direction, 15th, 50th, Average, 85th, 95th, ADT. Row: Pine Island Rd, Summary, 35, 44, 43, 50, 55, 27336.

# SPEED

## Pine Island Rd S/O Stirling Rd

Day: Thursday  
Date: 5/18/2023

City: Hollywood  
Project #: FL23\_140259\_041n

### North Bound

Time	< 15	15 - 19	20 - 24	25 - 29	30 - 34	35 - 39	40 - 44	45 - 49	50 - 54	55 - 59	60 - 64	65 - 69	70 +	Total
00:00 AM	0	1	3	4	1	6	13	28	16	10	0	1	0	83
01:00	0	0	1	1	0	1	4	7	7	3	1	0	0	25
02:00	0	0	1	1	2	0	6	6	6	3	2	0	0	27
03:00	0	0	0	1	1	2	4	5	4	5	2	2	0	26
04:00	0	0	4	2	2	5	8	16	15	5	0	1	0	58
05:00	0	0	5	3	2	4	19	29	31	16	12	3	0	124
06:00	0	1	26	16	6	21	82	103	65	32	10	2	2	366
07:00	2	22	135	136	96	212	352	278	109	28	11	5	4	1390
08:00	0	5	112	109	55	219	360	290	131	26	9	3	0	1319
09:00	2	6	74	67	22	78	186	224	113	23	5	2	0	802
10:00	0	5	45	50	19	79	147	173	72	17	6	1	0	614
11:00	1	7	43	52	16	57	181	160	68	24	9	1	0	619
12:00 PM	0	5	61	45	29	90	189	179	95	28	2	1	1	725
13:00	0	5	59	42	18	101	217	179	91	25	9	1	1	748
14:00	1	12	74	68	43	129	272	178	78	9	4	1	0	869
15:00	0	9	75	92	43	116	287	198	96	29	8	1	0	954
16:00	0	6	70	58	37	95	247	287	125	33	3	5	3	969
17:00	0	0	77	91	38	124	312	273	123	33	7	4	0	1082
18:00	1	7	66	55	29	70	194	264	133	45	12	2	1	879
19:00	0	5	49	30	22	80	191	196	102	20	8	2	0	705
20:00	0	8	40	25	18	51	135	113	72	23	4	2	3	494
21:00	0	4	23	16	8	63	115	104	45	13	6	3	1	401
22:00	4	2	10	5	10	24	47	47	39	12	2	1	1	204
23:00	0	1	7	8	5	9	23	25	23	12	2	1	2	118
<b>Totals</b>	<b>11</b>	<b>111</b>	<b>1060</b>	<b>977</b>	<b>522</b>	<b>1636</b>	<b>3591</b>	<b>3362</b>	<b>1659</b>	<b>474</b>	<b>134</b>	<b>45</b>	<b>19</b>	<b>13601</b>
<b>% of Totals</b>	<b>0%</b>	<b>1%</b>	<b>8%</b>	<b>7%</b>	<b>4%</b>	<b>12%</b>	<b>26%</b>	<b>25%</b>	<b>12%</b>	<b>3%</b>	<b>1%</b>	<b>0%</b>	<b>0%</b>	<b>100%</b>

<b>AM Volumes</b>	5	47	449	442	222	684	1362	1319	637	192	67	21	6	5453
<b>% AM</b>	0%	0%	3%	3%	2%	5%	10%	10%	5%	1%	0%	0%	0%	40%
<b>AM Peak Hour</b>	07:00	07:00	07:00	07:00	07:00	08:00	08:00	08:00	08:00	06:00	05:00	07:00	07:00	07:00
<b>Volume</b>	2	22	135	136	96	219	360	290	131	32	12	5	4	1390
<b>PM Volumes</b>	6	64	611	535	300	952	2229	2043	1022	282	67	24	13	8148
<b>% PM</b>	0%	0%	4%	4%	2%	7%	16%	15%	8%	2%	0%	0%	0%	60%
<b>PM Peak Hour</b>	22:00	14:00	17:00	15:00	14:00	14:00	17:00	16:00	18:00	18:00	18:00	16:00	16:00	17:00
<b>Volume</b>	4	12	77	92	43	129	312	287	133	45	12	5	3	1082

Directional Peak Periods All Speeds	AM 7-9		NOON 12-2		PM 4-6		Off Peak Volumes	
	Volume	%	Volume	%	Volume	%	Volume	%
	2709	↔ 20%	1473	↔ 11%	2051	↔ 15%	7368	↔ 54%

Street Name	Direction	Percentiles					
		15th	50th	Average	85th	95th	ADT
Pine Island Rd	North Bound	29	43	42	51	55	13601
Pine Island Rd	South Bound	37	44	43	50	54	13735



# SPEED

## Pine Island Rd S/O Stirling Rd

Day: Thursday  
Date: 5/18/2023

City: Hollywood  
Project #: FL23\_140259\_041s

### South Bound

Time	< 15	15 - 19	20 - 24	25 - 29	30 - 34	35 - 39	40 - 44	45 - 49	50 - 54	55 - 59	60 - 64	65 - 69	70 +	Total
00:00 AM	0	2	0	1	3	7	19	27	15	10	2	3	0	89
01:00	0	0	0	0	0	6	16	15	9	1	0	0	1	48
02:00	0	0	0	0	3	1	6	8	5	1	1	0	1	26
03:00	0	0	0	0	1	2	2	4	5	2	0	0	0	16
04:00	0	0	0	0	1	4	11	15	6	4	0	0	0	41
05:00	0	0	0	0	1	11	29	33	28	11	1	1	1	116
06:00	0	0	6	1	0	23	53	77	47	12	2	2	3	226
07:00	4	16	5	9	22	109	274	266	114	29	5	0	5	858
08:00	0	5	16	13	20	97	262	272	120	19	3	2	1	830
09:00	0	3	16	5	11	108	233	153	72	21	2	2	1	627
10:00	1	3	19	19	16	77	197	173	53	9	3	0	1	571
11:00	0	8	31	14	14	104	174	142	63	14	3	1	0	568
12:00 PM	0	5	38	17	15	87	219	192	74	15	4	0	0	666
13:00	1	11	43	24	18	105	275	185	71	17	3	0	0	753
14:00	0	5	34	24	19	172	359	265	59	14	2	1	0	954
15:00	0	9	46	20	41	228	433	325	97	26	5	1	1	1232
16:00	0	7	26	20	29	143	473	317	113	13	2	4	0	1147
17:00	1	10	50	26	66	248	471	358	109	28	2	2	0	1371
18:00	0	7	48	34	28	172	440	320	104	24	3	2	0	1182
19:00	0	6	38	14	16	134	273	226	75	11	7	4	1	805
20:00	1	5	36	14	19	114	199	155	75	15	3	1	1	638
21:00	2	8	37	18	15	102	158	112	39	12	2	2	0	507
22:00	0	7	15	6	6	35	100	79	36	10	4	1	0	299
23:00	0	1	3	0	5	21	48	47	21	13	5	1	0	165
<b>Totals</b>	<b>10</b>	<b>118</b>	<b>507</b>	<b>279</b>	<b>369</b>	<b>2110</b>	<b>4724</b>	<b>3766</b>	<b>1410</b>	<b>331</b>	<b>64</b>	<b>30</b>	<b>17</b>	<b>13735</b>
<b>% of Totals</b>	<b>0%</b>	<b>1%</b>	<b>4%</b>	<b>2%</b>	<b>3%</b>	<b>15%</b>	<b>34%</b>	<b>27%</b>	<b>10%</b>	<b>2%</b>	<b>0%</b>	<b>0%</b>	<b>0%</b>	<b>100%</b>

<b>AM Volumes</b>	5	37	93	62	92	549	1276	1185	537	133	22	11	14	4016
<b>% AM</b>	0%	0%	1%	0%	1%	4%	9%	9%	4%	1%	0%	0%	0%	29%
<b>AM Peak Hour</b>	07:00	07:00	11:00	10:00	07:00	07:00	07:00	08:00	08:00	07:00	07:00		07:00	07:00
<b>Volume</b>	4	16	31	19	22	109	274	272	120	29	5	3	5	858
<b>PM Volumes</b>	5	81	414	217	277	1561	3448	2581	873	198	42	19	3	9719
<b>% PM</b>	0%	1%	3%	2%	2%	11%	25%	19%	6%	1%	0%	0%	0%	71%
<b>PM Peak Hour</b>	21:00	13:00	17:00	18:00	17:00	17:00	16:00	17:00	16:00	17:00	19:00	16:00	15:00	17:00
<b>Volume</b>	2	11	50	34	66	248	473	358	113	28	7	4	1	1371

Directional Peak Periods All Speeds	AM 7-9		NOON 12-2		PM 4-6		Off Peak Volumes	
	Volume	%	Volume	%	Volume	%	Volume	%
	1688	↔ 12%	1419	↔ 10%	2518	↔ 18%	8110	↔ 59%

Street Name	Direction	Percentiles					ADT
		15th	50th	Average	85th	95th	
Pine Island Rd	North Bound	29	43	42	51	55	13601
Pine Island Rd	South Bound	37	44	43	50	54	13735

# SPEED

## Pine Island Rd S/O Stirling Rd

Day: Thursday  
Date: 5/18/2023

City: Hollywood  
Project #: FL23\_140259\_041

### Summary

Time	< 15	15 - 19	20 - 24	25 - 29	30 - 34	35 - 39	40 - 44	45 - 49	50 - 54	55 - 59	60 - 64	65 - 69	70 +	Total
00:00 AM	0	3	3	5	4	13	32	55	31	20	2	4	0	172
01:00	0	0	1	1	0	7	20	22	16	4	1	0	1	73
02:00	0	0	1	1	5	1	12	14	11	4	3	0	1	53
03:00	0	0	0	1	2	4	6	9	9	7	2	2	0	42
04:00	0	0	4	2	3	9	19	31	21	9	0	1	0	99
05:00	0	0	5	3	3	15	48	62	59	27	13	4	1	240
06:00	0	1	32	17	6	44	135	180	112	44	12	4	5	592
07:00	6	38	140	145	118	321	626	544	223	57	16	5	9	2248
08:00	0	10	128	122	75	316	622	562	251	45	12	5	1	2149
09:00	2	9	90	72	33	186	419	377	185	44	7	4	1	1429
10:00	1	8	64	69	35	156	344	346	125	26	9	1	1	1185
11:00	1	15	74	66	30	161	355	302	131	38	12	2	0	1187
12:00 PM	0	10	99	62	44	177	408	371	169	43	6	1	1	1391
13:00	1	16	102	66	36	206	492	364	162	42	12	1	1	1501
14:00	1	17	108	92	62	301	631	443	137	23	6	2	0	1823
15:00	0	18	121	112	84	344	720	523	193	55	13	2	1	2186
16:00	0	13	96	78	66	238	720	604	238	46	5	9	3	2116
17:00	1	10	127	117	104	372	783	631	232	61	9	6	0	2453
18:00	1	14	114	89	57	242	634	584	237	69	15	4	1	2061
19:00	0	11	87	44	38	214	464	422	177	31	15	6	1	1510
20:00	1	13	76	39	37	165	334	268	147	38	7	3	4	1132
21:00	2	12	60	34	23	165	273	216	84	25	8	5	1	908
22:00	4	9	25	11	16	59	147	126	75	22	6	2	1	503
23:00	0	2	10	8	10	30	71	72	44	25	7	2	2	283
<b>Totals</b>	<b>21</b>	<b>229</b>	<b>1567</b>	<b>1256</b>	<b>891</b>	<b>3746</b>	<b>8315</b>	<b>7128</b>	<b>3069</b>	<b>805</b>	<b>198</b>	<b>75</b>	<b>36</b>	<b>27336</b>
<b>% of Totals</b>	<b>0%</b>	<b>1%</b>	<b>6%</b>	<b>5%</b>	<b>3%</b>	<b>14%</b>	<b>30%</b>	<b>26%</b>	<b>11%</b>	<b>3%</b>	<b>1%</b>	<b>0%</b>	<b>0%</b>	<b>100%</b>

<b>AM Volumes</b>	10	84	542	504	314	1233	2638	2504	1174	325	89	32	20	9469
<b>% AM</b>	0%	0%	2%	2%	1%	5%	10%	9%	4%	1%	0%	0%	0%	35%
<b>AM Peak Hour</b>	07:00	07:00	07:00	07:00	07:00	07:00	07:00	08:00	08:00	07:00	07:00	07:00	07:00	07:00
<b>Volume</b>	6	38	140	145	118	321	626	562	251	57	16	5	9	2248
<b>PM Volumes</b>	11	145	1025	752	577	2513	5677	4624	1895	480	109	43	16	17867
<b>% PM</b>	0%	1%	4%	3%	2%	9%	21%	17%	7%	2%	0%	0%	0%	65%
<b>PM Peak Hour</b>	22:00	15:00	17:00	17:00	17:00	17:00	17:00	17:00	16:00	18:00	18:00	16:00	20:00	17:00
<b>Volume</b>	4	18	127	117	104	372	783	631	238	69	15	9	4	2453

Directional Peak Periods All Speeds	AM 7-9		NOON 12-2		PM 4-6		Off Peak Volumes	
	Volume	%	Volume	%	Volume	%	Volume	%
	4397	↔ 16%	2892	↔ 11%	4569	↔ 17%	15478	↔ 57%

Street Name	Direction	Percentiles					ADT
		15th	50th	Average	85th	95th	
Pine Island Rd	Summary	35	44	43	50	55	27336

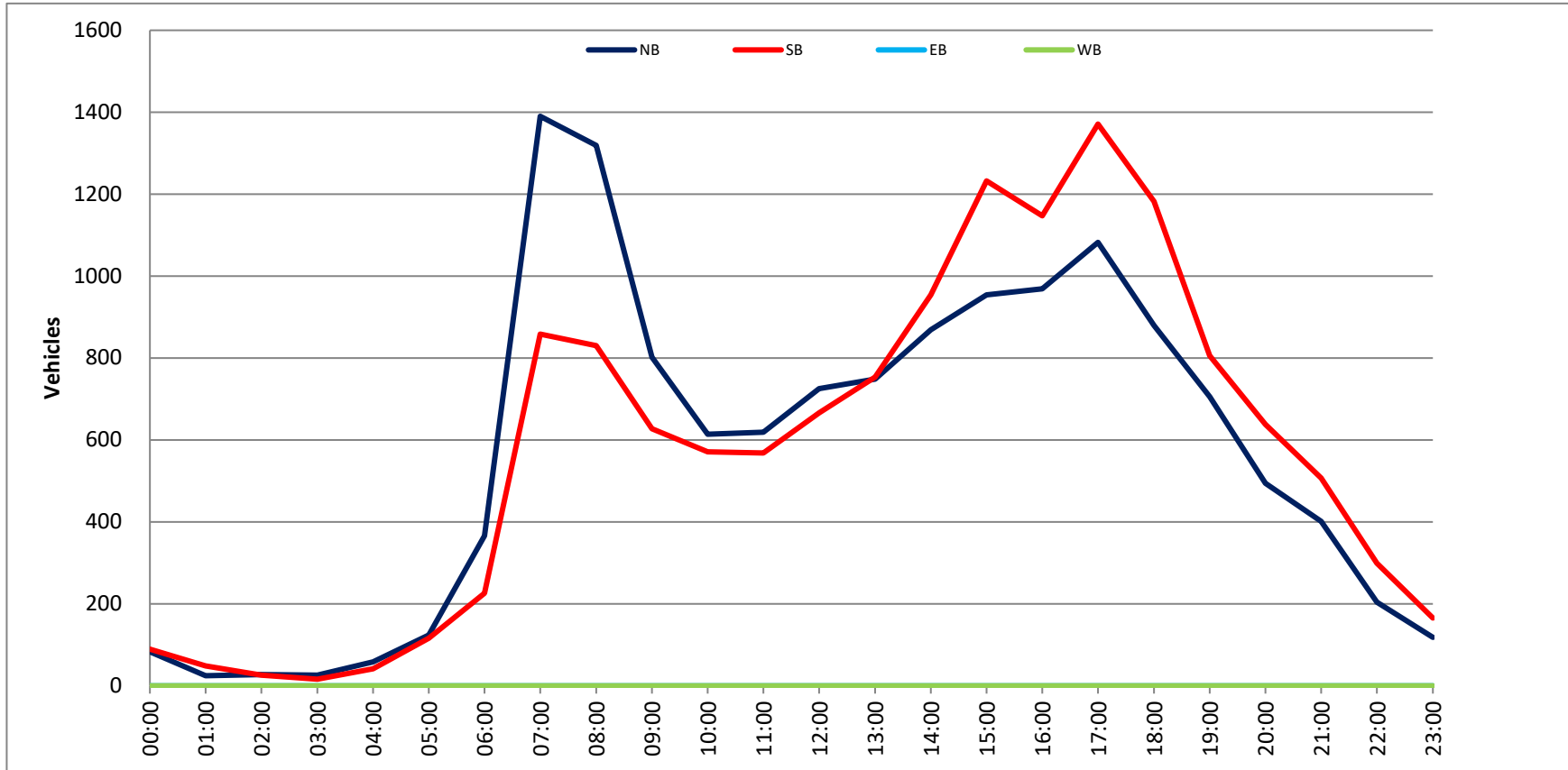
### VOLUME

Pine Island Rd S/O Stirling Rd

Day: Thursday  
Date: 5/18/2023

City: Hollywood  
Project #: FL23\_140259\_041

DAILY TOTALS													Total							
													NB	SB	EB		WB		TOTAL	
													13,601	13,735	0	0	0	0		
AM Period	NB	SB	EB	WB	TOTAL	PM Period	NB	SB	EB	WB	TOTAL	SPLIT %	Total							
00:00	24	19	0	0	43	12:00	161	161	0	0	322		322							
00:15	21	30	0	0	51	12:15	190	175	0	0	365		365							
00:30	21	21	0	0	42	12:30	194	158	0	0	352		352							
00:45	17	83	0	0	36	12:45	180	725	172	666	0		352 1391							
01:00	11	13	0	0	24	13:00	162	174	0	0	336		336							
01:15	4	15	0	0	19	13:15	194	205	0	0	399		399							
01:30	7	9	0	0	16	13:30	209	181	0	0	390		390							
01:45	3	25	0	0	14	13:45	183	748	193	753	0		376 1501							
02:00	8	7	0	0	15	14:00	170	177	0	0	347		347							
02:15	10	7	0	0	17	14:15	212	247	0	0	459		459							
02:30	2	6	0	0	8	14:30	247	237	0	0	484		484							
02:45	7	27	0	0	13	14:45	240	869	293	954	0		533 1823							
03:00	3	3	0	0	6	15:00	224	297	0	0	521		521							
03:15	5	5	0	0	10	15:15	215	287	0	0	502		502							
03:30	6	4	0	0	10	15:30	268	334	0	0	602		602							
03:45	12	26	0	0	16	15:45	247	954	314	1232	0		561 2186							
04:00	16	8	0	0	24	16:00	201	250	0	0	451		451							
04:15	8	8	0	0	16	16:15	247	312	0	0	559		559							
04:30	15	11	0	0	26	16:30	239	293	0	0	532		532							
04:45	19	58	0	0	33	16:45	282	969	292	1147	0		574 2116							
05:00	14	21	0	0	35	17:00	276	364	0	0	640		640							
05:15	33	33	0	0	66	17:15	264	333	0	0	597		597							
05:30	37	28	0	0	65	17:30	262	352	0	0	614		614							
05:45	40	124	0	0	74	17:45	280	1082	322	1371	0		602 2453							
06:00	55	34	0	0	89	18:00	214	330	0	0	544		544							
06:15	77	55	0	0	132	18:15	254	299	0	0	553		553							
06:30	104	64	0	0	168	18:30	204	289	0	0	493		493							
06:45	130	366	0	0	203	18:45	207	879	264	1182	0		471 2061							
07:00	230	139	0	0	369	19:00	191	234	0	0	425		425							
07:15	339	206	0	0	545	19:15	204	220	0	0	424		424							
07:30	424	249	0	0	673	19:30	164	175	0	0	339		339							
07:45	397	1390	0	0	661	19:45	146	705	176	805	0		322 1510							
08:00	371	257	0	0	628	20:00	123	147	0	0	270		270							
08:15	355	199	0	0	554	20:15	137	184	0	0	321		321							
08:30	295	193	0	0	488	20:30	123	163	0	0	286		286							
08:45	298	1319	0	0	479	20:45	111	494	144	638	0		255 1132							
09:00	246	155	0	0	401	21:00	116	161	0	0	277		277							
09:15	180	171	0	0	351	21:15	111	136	0	0	247		247							
09:30	167	149	0	0	316	21:30	94	107	0	0	201		201							
09:45	209	802	0	0	361	21:45	401	103	507	0	0		183 908							
10:00	135	152	0	0	287	22:00	62	97	0	0	159		159							
10:15	167	146	0	0	313	22:15	53	87	0	0	140		140							
10:30	165	134	0	0	299	22:30	56	58	0	0	114		114							
10:45	147	614	0	0	286	22:45	33	204	57	299	0		90 503							
11:00	144	122	0	0	266	23:00	39	60	0	0	99		99							
11:15	149	142	0	0	291	23:15	20	33	0	0	53		53							
11:30	155	143	0	0	298	23:30	26	33	0	0	59		59							
11:45	171	619	0	0	332	23:45	33	118	39	165	0		72 283							
<b>TOTALS</b>	<b>5453</b>	<b>4016</b>			<b>9469</b>	<b>TOTALS</b>	<b>8148</b>	<b>9719</b>			<b>17867</b>		<b>17867</b>							
<b>SPLIT %</b>	<b>57.6%</b>	<b>42.4%</b>			<b>34.6%</b>	<b>SPLIT %</b>	<b>45.6%</b>	<b>54.4%</b>			<b>65.4%</b>		<b>65.4%</b>							
DAILY TOTALS													Total							
													NB	SB	EB		WB		TOTAL	
													13,601	13,735	0	0	0	0		
AM Peak Hour	07:30	07:15			07:30	PM Peak Hour	16:45	17:00			17:00			17:00						
AM Pk Volume	1547	976			2516	PM Pk Volume	1084	1371			2453			2453						
Pk Hr Factor	0.912	0.924			0.935	Pk Hr Factor	0.961	0.942			0.958			0.958						
7 - 9 Volume	2709	1688	0	0	4397	4 - 6 Volume	2051	2518	0	0	4569			4569						
7 - 9 Peak Hour	07:30	07:15			07:30	4 - 6 Peak Hour	16:45	17:00			17:00			17:00						
7 - 9 Pk Volume	1547	976			2516	4 - 6 Pk Volume	1084	1371			2453			2453						
Pk Hr Factor	0.912	0.924			0.935	Pk Hr Factor	0.961	0.942			0.958			0.958						



Day: Tuesday  
Date: 5/16/2023

City: Cooper City  
Project #: FL23\_140259\_042e

East Bound														Total
Time	< 15	15 - 19	20 - 24	25 - 29	30 - 34	35 - 39	40 - 44	45 - 49	50 - 54	55 - 59	60 - 64	65 - 69	70 +	Total
00:00 AM	0	0	0	0	0	1	3	8	5	4	0	1	0	22
00:15	0	0	0	0	2	3	6	8	5	1	2	0	0	29
00:30	0	0	0	0	0	0	6	10	2	2	3	1	0	24
00:45	0	0	0	0	0	1	2	2	3	4	0	0	0	12
01:00	0	0	0	0	0	1	0	7	7	3	1	0	0	28
01:15	0	0	0	0	0	0	3	2	2	3	0	0	0	10
01:30	0	0	0	1	1	3	2	1	1	4	1	0	0	14
01:45	0	0	0	0	0	1	2	3	0	4	1	0	0	11
02:00	0	0	0	0	0	0	2	1	3	1	1	0	0	8
02:15	0	0	0	0	0	1	2	1	2	1	1	0	0	8
02:30	0	0	0	0	0	0	1	3	1	6	1	0	0	12
02:45	0	0	0	1	0	0	2	5	0	1	1	0	0	11
03:00	0	0	0	0	0	0	1	1	0	3	1	2	0	8
03:15	0	0	0	0	0	0	1	2	1	0	0	0	0	4
03:30	0	0	0	0	0	0	3	2	1	0	1	1	0	8
03:45	0	0	0	0	0	0	2	2	1	2	2	1	0	12
04:00	0	0	0	0	0	1	3	1	2	4	0	0	0	12
04:15	0	1	0	0	1	0	2	2	1	2	0	0	0	9
04:30	0	0	0	0	0	1	2	3	2	3	1	0	0	12
04:45	0	0	0	0	0	0	1	7	5	2	2	4	1	22
05:00	0	0	0	0	1	2	1	3	4	0	1	0	0	12
05:15	0	0	0	0	0	1	4	3	5	2	0	0	0	16
05:30	0	0	0	0	1	3	11	6	9	2	2	3	0	37
05:45	0	0	0	0	0	3	6	10	3	1	1	0	0	24
06:00	0	0	1	0	0	2	9	16	12	4	1	0	0	45
06:15	0	0	0	0	5	4	9	17	13	7	1	2	0	58
06:30	0	1	4	5	16	11	16	24	6	5	1	0	0	83
06:45	1	5	27	30	30	18	12	5	1	0	0	0	0	129
07:00	1	27	28	46	33	27	9	2	1	0	0	0	0	174
07:15	30	63	55	45	38	15	17	12	7	2	1	0	0	285
07:30	45	49	32	29	47	40	16	15	9	2	1	0	0	285
07:45	17	20	19	21	41	58	49	30	14	5	0	1	0	275
08:00	2	14	19	27	29	46	45	30	10	7	1	0	0	230
08:15	0	0	6	14	40	46	62	40	6	1	1	0	0	216
08:30	6	13	4	23	52	59	40	32	11	2	0	0	0	242
08:45	7	8	18	13	35	42	57	30	19	6	2	0	0	237
09:00	4	6	2	9	11	14	39	73	14	15	3	0	0	184
09:15	1	0	0	1	5	13	53	58	40	14	4	0	0	189
09:30	0	0	0	0	4	10	49	47	35	12	4	1	0	171
09:45	0	0	0	0	10	11	60	73	23	12	3	0	0	192
10:00	0	0	0	1	2	8	29	43	42	20	2	0	0	147
10:15	0	0	0	1	6	12	56	47	32	7	1	0	0	162
10:30	0	1	0	1	3	17	47	54	25	10	7	1	2	168
10:45	0	1	1	6	3	11	47	55	30	13	2	0	0	164
11:00	0	0	0	1	6	17	39	59	27	13	4	2	0	168
11:15	0	0	0	0	7	22	31	52	38	17	2	2	0	171
11:30	0	2	2	7	6	36	54	65	27	15	4	0	0	218
11:45	0	3	2	2	5	23	46	71	39	12	3	2	1	209
12:00 PM	1	0	1	0	2	17	46	77	31	20	4	0	0	197
12:15	0	1	0	0	7	17	67	63	40	15	4	1	0	217
12:30	0	1	1	1	11	17	58	67	52	13	2	2	1	226
12:45	0	1	0	1	6	5	40	71	51	19	1	3	0	198
13:00	0	1	1	0	12	34	45	69	46	7	6	0	1	222
13:15	2	3	3	7	12	37	85	81	42	8	4	0	0	284
13:30	0	0	0	3	3	19	68	82	36	9	2	1	0	224
13:45	0	0	3	3	7	22	74	85	30	12	2	0	0	238
14:00	0	3	1	4	13	43	57	60	44	8	0	3	1	237
14:15	0	1	2	10	20	25	73	70	16	6	2	1	0	226
14:30	6	13	34	51	61	33	36	26	10	1	0	1	0	272
14:45	55	79	55	34	15	16	14	15	7	3	1	0	0	290
15:00	30	68	35	38	30	25	24	22	9	2	1	0	0	284
15:15	1	11	15	25	34	40	59	43	20	5	0	0	0	253
15:30	14	34	45	58	57	44	33	27	12	2	2	0	0	328
15:45	15	18	36	44	39	42	55	55	12	1	0	0	0	317
16:00	0	3	5	9	19	23	61	102	65	13	1	1	0	298
16:15	2	3	7	11	24	36	80	71	26	16	1	0	0	300
16:30	5	2	8	15	18	55	86	89	38	5	4	1	0	326
16:45	0	3	4	5	16	65	103	93	40	14	3	0	0	346
17:00	5	5	13	18	34	77	107	71	29	7	1	0	0	367
17:15	1	1	8	9	8	54	112	115	51	5	2	0	0	366
17:30	0	1	4	6	26	39	71	107	43	15	4	1	0	317
17:45	1	4	3	16	23	68	105	106	42	8	1	0	0	371
18:00	3	5	6	13	25	53	92	97	45	17	3	1	0	360
18:15	0	2	7	11	19	62	104	70	48	9	5	0	0	337
18:30	1	1	1	4	8	36	92	88	41	16	1	1	0	290
18:45	0	0	5	8	18	48	68	72	40	11	5	0	0	275
19:00	1	1	6	12	24	57	64	39	13	2	3	2	0	244
19:15	0	0	0	6	5	22	48	77	64	23	7	1	0	247
19:30	0	0	0	0	2	20	62	64	30	13	1	3	0	195
19:45	0	1	1	10	25	58	74	48	9	6	0	0	0	233
20:00	0	0	1	3	10	23	45	57	38	17	1	0	1	196
20:15	0	0	1	0	8	31	38	62	38	7	6	0	0	191
20:30	0	0	0	1	5	17	63	44	25	10	2	0	0	168
20:45	0	0	2	0	2	13	49	42	31	10	2	1	2	154
21:00	1	1	0	2	4	11	48	41	29	12	1	0	0	150
21:15	0	0	0	0	2	10	35	49	34	10	4	1	0	145
21:30	0	0	0	0	1	7	24	35	38	13	2	2	0	122
21:45	0	0	0	0	16	34	23	34	26	17	3	1	0	120
22:00	0	0	0	0	5	8	27	28	19	9	5	0	3	104
22:15	0	0	0	0	1	6	15	30	11	8	5	1	0	77
22:30	0	0	0	1	1	8	14	18	16	7	1	0	0	66
22:45	0	0	0	1	2	1	13	33	16	8	3	0	0	77
23:00	0	0	0	0	1	2	8	14	14	3	1	0	2	45
23:15	0	0	0	0	2	7	19	6	6	7	0	0	0	47
23:30	0	0	0	0	3	2	10	12	13	5	0	1	0	46
23:45	0	0	0	0	1	6	5	8	11	8	0	0	0	39
<b>Totals</b>	<b>258</b>	<b>477</b>	<b>528</b>	<b>680</b>	<b>1080</b>	<b>1922</b>	<b>3535</b>	<b>3848</b>	<b>2060</b>	<b>734</b>	<b>185</b>	<b>57</b>	<b>27</b>	<b>15391</b>
<b>% of Totals</b>	<b>2%</b>	<b>3%</b>	<b>3%</b>	<b>4%</b>	<b>7%</b>	<b>12%</b>	<b>23%</b>	<b>25%</b>	<b>13%</b>	<b>5%</b>	<b>1%</b>	<b>0%</b>	<b>0%</b>	<b>100%</b>

AM Volumes		114	214	220	271	434	593	909	1042	545	258	72	28	11	4759		
% AM	1%	1%	2%	2%	3%	4%	4%	7%	4%	2%	0%	0%	0%	0%	31%		
<b>AM Peak Hour</b>	07:15	07:30	06:45	06:45	07:45	07:45	11:45	11:45	11:45	11:15	10:30	06:45	03:15	07:35			
<b>Volume</b>	84	159	142	159	162	209	217	278	215	64	15	7	1075				
PM Volumes		144	263	309	409	640	1320	2576	2806	1515	476	113	31	10	10632		
% PM	1%	2%	3%	4%	6%	9%	17%	18%	10%	3%	1%	0%	0%	0%	69%		
<b>PM Peak Hour</b>	16:45	16:45	16:45	15:00	15:00	16:45	16:30	17:15	12:30	18:00	18:45	20:00	18:45	20:00			
<b>Volume</b>	100	188	150	165	160	231	408	425	391	67	16	16	1421				
Directional Peak Periods		AM 7-9				NOON 12-2				PM 4-6				Off Peak Volumes			
All Classes	Volume	Volume				Volume				Volume				Volume			
	1944	1806				2691				8950				58%			

Street Name	Direction	Percentiles					
		15th	50th	Average	85th	95th	ADT</

Table with columns: Time, < 15, 15 - 19, 20 - 24, 25 - 29, 30 - 34, 35 - 39, 40 - 44, 45 - 49, 50 - 54, 55 - 59, 60 - 64, 65 - 69, 70 +, Total. Rows include time intervals from 00:00 AM to 23:45 and a Totals row.

Summary table with sections: AM Volumes, AM Peak Hour, PM Volumes, PM Peak Hour, Directional Peak Periods, and Off Peak Volumes. Includes volume and percentage data for various time periods.

Table with columns: Street Name, Direction, 15th, 50th, Average, 85th, 95th, ADT. Rows include Stirling Rd East Bound and West Bound.

Summary

Table with columns: Time, < 15, 15 - 19, 20 - 24, 25 - 29, 30 - 34, 35 - 39, 40 - 44, 45 - 49, 50 - 54, 55 - 59, 60 - 64, 65 - 69, 70 +, Total. Rows include time intervals from 00:00 AM to 23:45.

Summary statistics table including AM Volumes, PM Volumes, PM Peak Hour, Directional Peak Periods, and Percentiles.

Table with columns: Street Name, Direction, 15th, 50th, Average, 85th, 95th, ADT. Row: Stirling Rd, Summary.

# SPEED

## Stirling Rd E/O NW 89th Ave

Day: Tuesday  
Date: 5/16/2023

City: Cooper City  
Project #: FL23\_140259\_042e

### East Bound

Time	< 15	15 - 19	20 - 24	25 - 29	30 - 34	35 - 39	40 - 44	45 - 49	50 - 54	55 - 59	60 - 64	65 - 69	70 +	Total
00:00 AM	0	0	0	0	2	5	17	28	12	15	4	4	0	87
01:00	0	0	0	0	1	3	8	14	10	11	6	1	1	55
02:00	0	0	0	1	0	1	7	10	6	9	4	0	1	39
03:00	0	0	0	0	0	2	6	5	5	6	3	3	2	32
04:00	0	1	0	0	1	2	8	13	10	11	3	4	2	55
05:00	0	0	0	0	2	9	22	22	21	5	4	3	1	89
06:00	1	6	32	35	45	35	46	62	32	16	3	2	0	315
07:00	93	159	134	141	159	140	91	59	31	9	2	1	0	1019
08:00	15	35	47	77	156	193	204	132	46	16	4	0	0	925
09:00	5	6	2	4	30	57	201	251	112	53	14	1	0	736
10:00	0	2	1	3	14	48	179	199	129	50	12	1	3	641
11:00	0	5	4	10	24	98	170	247	131	57	13	6	1	766
12:00 PM	1	3	2	2	26	56	211	278	175	67	10	6	1	838
13:00	2	4	7	13	34	112	272	317	154	36	14	1	2	968
14:00	61	92	92	99	109	117	180	171	77	18	3	5	1	1025
15:00	60	131	131	165	160	151	171	147	53	10	3	0	0	1182
16:00	7	11	24	36	77	199	330	355	171	48	9	2	1	1270
17:00	7	11	28	43	91	238	395	399	165	35	8	1	0	1421
18:00	4	8	19	36	70	199	356	327	174	53	14	2	0	1262
19:00	1	2	1	7	29	91	225	299	181	58	16	7	2	919
20:00	0	0	4	4	25	84	195	205	132	44	11	1	4	709
21:00	1	1	0	2	9	42	130	159	127	52	10	4	0	537
22:00	0	0	0	2	9	23	69	109	62	32	14	1	3	324
23:00	0	0	0	0	7	17	42	40	44	23	1	1	2	177
<b>Totals</b>	<b>258</b>	<b>477</b>	<b>528</b>	<b>680</b>	<b>1080</b>	<b>1922</b>	<b>3535</b>	<b>3848</b>	<b>2060</b>	<b>734</b>	<b>185</b>	<b>57</b>	<b>27</b>	<b>15391</b>
<b>% of Totals</b>	<b>2%</b>	<b>3%</b>	<b>3%</b>	<b>4%</b>	<b>7%</b>	<b>12%</b>	<b>23%</b>	<b>25%</b>	<b>13%</b>	<b>5%</b>	<b>1%</b>	<b>0%</b>	<b>0%</b>	<b>100%</b>

<b>AM Volumes</b>	114	214	220	271	434	593	959	1042	545	258	72	26	11	4759
<b>% AM</b>	1%	1%	1%	2%	3%	4%	6%	7%	4%	2%	0%	0%	0%	31%
<b>AM Peak Hour</b>	07:00	07:00	07:00	07:00	07:00	08:00	08:00	09:00	11:00	11:00	09:00	11:00	10:00	07:00
<b>Volume</b>	93	159	134	141	159	193	204	251	131	57	14	6	3	1019
<b>PM Volumes</b>	144	263	308	409	646	1329	2576	2806	1515	476	113	31	16	10632
<b>% PM</b>	1%	2%	2%	3%	4%	9%	17%	18%	10%	3%	1%	0%	0%	69%
<b>PM Peak Hour</b>	14:00	15:00	15:00	15:00	15:00	17:00	17:00	17:00	19:00	12:00	19:00	19:00	20:00	17:00
<b>Volume</b>	61	131	131	165	160	238	395	399	181	67	16	7	4	1421

Directional Peak Periods All Speeds	AM 7-9		NOON 12-2		PM 4-6		Off Peak Volumes	
	Volume	%	Volume	%	Volume	%	Volume	%
	1944	↔ 13%	1806	↔ 12%	2691	↔ 17%	8950	↔ 58%

Street Name	Direction	Percentiles					ADT
		15th	50th	Average	85th	95th	
Stirling Rd	East Bound	32	44	42	52	57	15391
Stirling Rd	West Bound	32	40	41	50	55	14241



# SPEED

Stirling Rd E/O NW 89th Ave

Day: Tuesday  
Date: 5/16/2023

City: Cooper City  
Project #: FL23\_140259\_042w

## West Bound

Time	< 15	15 - 19	20 - 24	25 - 29	30 - 34	35 - 39	40 - 44	45 - 49	50 - 54	55 - 59	60 - 64	65 - 69	70 +	Total
00:00 AM	0	0	0	2	6	9	15	13	9	9	5	1	0	69
01:00	0	0	0	0	0	1	7	7	3	5	0	1	1	25
02:00	0	0	1	0	1	5	3	4	4	2	1	0	0	21
03:00	0	0	0	0	2	2	4	4	10	3	3	0	1	29
04:00	0	0	0	1	2	8	9	9	7	1	1	0	1	39
05:00	0	0	0	1	14	25	24	22	20	9	1	2	0	118
06:00	0	6	17	22	54	49	44	35	26	9	4	1	0	267
07:00	15	150	172	202	287	183	67	24	8	3	0	0	0	1111
08:00	0	2	11	48	266	424	295	161	60	17	2	0	0	1286
09:00	0	0	1	22	110	234	177	147	102	33	11	3	2	842
10:00	0	0	0	19	104	182	134	145	86	31	7	3	1	712
11:00	0	0	1	13	86	175	148	142	91	30	7	1	3	697
12:00 PM	0	0	1	12	107	200	180	132	74	32	11	2	2	753
13:00	0	0	0	20	127	209	158	115	81	9	5	0	1	725
14:00	11	35	116	93	150	260	145	84	41	13	3	0	0	951
15:00	2	44	70	104	248	357	190	82	32	11	0	0	0	1140
16:00	0	0	0	19	129	257	309	248	119	28	9	0	1	1119
17:00	0	0	5	16	139	269	312	262	149	49	19	5	0	1225
18:00	0	0	1	19	82	208	204	264	145	40	8	2	2	975
19:00	0	1	0	13	48	130	171	198	122	62	19	7	4	775
20:00	0	0	1	10	88	105	147	141	66	33	5	1	1	598
21:00	0	0	1	15	40	69	110	108	54	23	9	4	0	433
22:00	0	0	0	8	17	51	46	48	30	11	2	3	0	216
23:00	0	0	1	3	11	24	16	25	13	13	3	3	3	115
<b>Totals</b>	<b>28</b>	<b>238</b>	<b>399</b>	<b>662</b>	<b>2118</b>	<b>3436</b>	<b>2915</b>	<b>2420</b>	<b>1352</b>	<b>476</b>	<b>135</b>	<b>39</b>	<b>23</b>	<b>14241</b>
<b>% of Totals</b>	<b>0%</b>	<b>2%</b>	<b>3%</b>	<b>5%</b>	<b>15%</b>	<b>24%</b>	<b>20%</b>	<b>17%</b>	<b>9%</b>	<b>3%</b>	<b>1%</b>	<b>0%</b>	<b>0%</b>	<b>100%</b>

<b>AM Volumes</b>	15	158	203	330	932	1297	927	713	426	152	42	12	9	5216
<b>% AM</b>	0%	1%	1%	2%	7%	9%	7%	5%	3%	1%	0%	0%	0%	37%
<b>AM Peak Hour</b>	07:00	07:00	07:00	07:00	07:00	08:00	08:00	08:00	09:00	09:00	09:00	09:00	11:00	08:00
<b>Volume</b>	15	150	172	202	287	424	295	161	102	33	11	3	3	1286
<b>PM Volumes</b>	13	80	196	332	1186	2139	1988	1707	926	324	93	27	14	9025
<b>% PM</b>	0%	1%	1%	2%	8%	15%	14%	12%	7%	2%	1%	0%	0%	63%
<b>PM Peak Hour</b>	14:00	15:00	14:00	15:00	15:00	15:00	17:00	18:00	17:00	19:00	17:00	19:00	19:00	17:00
<b>Volume</b>	11	44	116	104	248	357	312	264	149	62	19	7	4	1225

Directional Peak Periods All Speeds	AM 7-9		NOON 12-2		PM 4-6		Off Peak Volumes	
	Volume	%	Volume	%	Volume	%	Volume	%
	2397	17%	1478	10%	2344	16%	8022	56%

Street Name	Direction	Percentiles					
		15th	50th	Average	85th	95th	ADT
Stirling Rd	East Bound	32	44	42	52	57	15391
Stirling Rd	West Bound	32	40	41	50	55	14241

# SPEED

Stirling Rd E/O NW 89th Ave

Day: Tuesday  
Date: 5/16/2023

City: Cooper City  
Project #: FL23\_140259\_042

## Summary

Time	< 15	15 - 19	20 - 24	25 - 29	30 - 34	35 - 39	40 - 44	45 - 49	50 - 54	55 - 59	60 - 64	65 - 69	70 +	Total
00:00 AM	0	0	0	2	8	14	32	41	21	24	9	5	0	156
01:00	0	0	0	0	1	4	15	21	13	16	6	2	2	80
02:00	0	0	1	1	1	6	10	14	10	11	5	0	1	60
03:00	0	0	0	0	2	4	10	9	15	9	6	3	3	61
04:00	0	1	0	1	3	10	17	22	17	12	4	4	3	94
05:00	0	0	0	1	16	34	46	44	41	14	5	5	1	207
06:00	1	12	49	57	99	84	90	97	58	25	7	3	0	582
07:00	108	309	306	343	446	323	158	83	39	12	2	1	0	2130
08:00	15	37	58	125	422	617	499	293	106	33	6	0	0	2211
09:00	5	6	3	26	140	291	378	398	214	86	25	4	2	1578
10:00	0	2	1	22	118	230	313	344	215	81	19	4	4	1353
11:00	0	5	5	23	110	273	318	389	222	87	20	7	4	1463
12:00 PM	1	3	3	14	133	256	391	410	249	99	21	8	3	1591
13:00	2	4	7	33	161	321	430	432	235	45	19	1	3	1693
14:00	72	127	208	192	259	377	325	255	118	31	6	5	1	1976
15:00	62	175	201	269	408	508	361	229	85	21	3	0	0	2322
16:00	7	11	24	55	206	456	639	603	290	76	18	2	2	2389
17:00	7	11	33	59	230	507	707	661	314	84	27	6	0	2646
18:00	4	8	20	55	152	407	560	591	319	93	22	4	2	2237
19:00	1	3	1	20	77	221	396	497	303	120	35	14	6	1694
20:00	0	0	5	14	113	189	342	346	198	77	16	2	5	1307
21:00	1	1	1	17	49	111	240	267	181	75	19	8	0	970
22:00	0	0	0	10	26	74	115	157	92	43	16	4	3	540
23:00	0	0	1	3	18	41	58	65	57	36	4	4	5	292
<b>Totals</b>	<b>286</b>	<b>715</b>	<b>927</b>	<b>1342</b>	<b>3198</b>	<b>5358</b>	<b>6450</b>	<b>6268</b>	<b>3412</b>	<b>1210</b>	<b>320</b>	<b>96</b>	<b>50</b>	<b>29632</b>
<b>% of Totals</b>	<b>1%</b>	<b>2%</b>	<b>3%</b>	<b>5%</b>	<b>11%</b>	<b>18%</b>	<b>22%</b>	<b>21%</b>	<b>12%</b>	<b>4%</b>	<b>1%</b>	<b>0%</b>	<b>0%</b>	<b>100%</b>

<b>AM Volumes</b>	129	372	423	601	1366	1890	1886	1755	971	410	114	38	20	9975
<b>% AM</b>	0%	1%	1%	2%	5%	6%	6%	6%	3%	1%	0%	0%	0%	34%
<b>AM Peak Hour</b>	07:00	07:00	07:00	07:00	07:00	08:00	08:00	09:00	11:00	11:00	09:00	11:00	10:00	08:00
<b>Volume</b>	108	309	306	343	446	617	499	398	222	87	25	7	4	2211
<b>PM Volumes</b>	157	343	504	741	1832	3468	4564	4513	2441	800	206	58	30	19657
<b>% PM</b>	1%	1%	2%	3%	6%	12%	15%	15%	8%	3%	1%	0%	0%	66%
<b>PM Peak Hour</b>	14:00	15:00	14:00	15:00	15:00	15:00	17:00	17:00	18:00	19:00	19:00	19:00	19:00	17:00
<b>Volume</b>	72	175	208	269	408	508	707	661	319	120	35	14	6	2646

Directional Peak Periods All Speeds	AM 7-9		NOON 12-2		PM 4-6		Off Peak Volumes	
	Volume	%	Volume	%	Volume	%	Volume	%
	4341	↔ 15%	3284	↔ 11%	5035	↔ 17%	16972	↔ 57%

Street Name	Direction	Percentiles					ADT
		15th	50th	Average	85th	95th	
Stirling Rd	Summary	32	42	41	51	56	29632

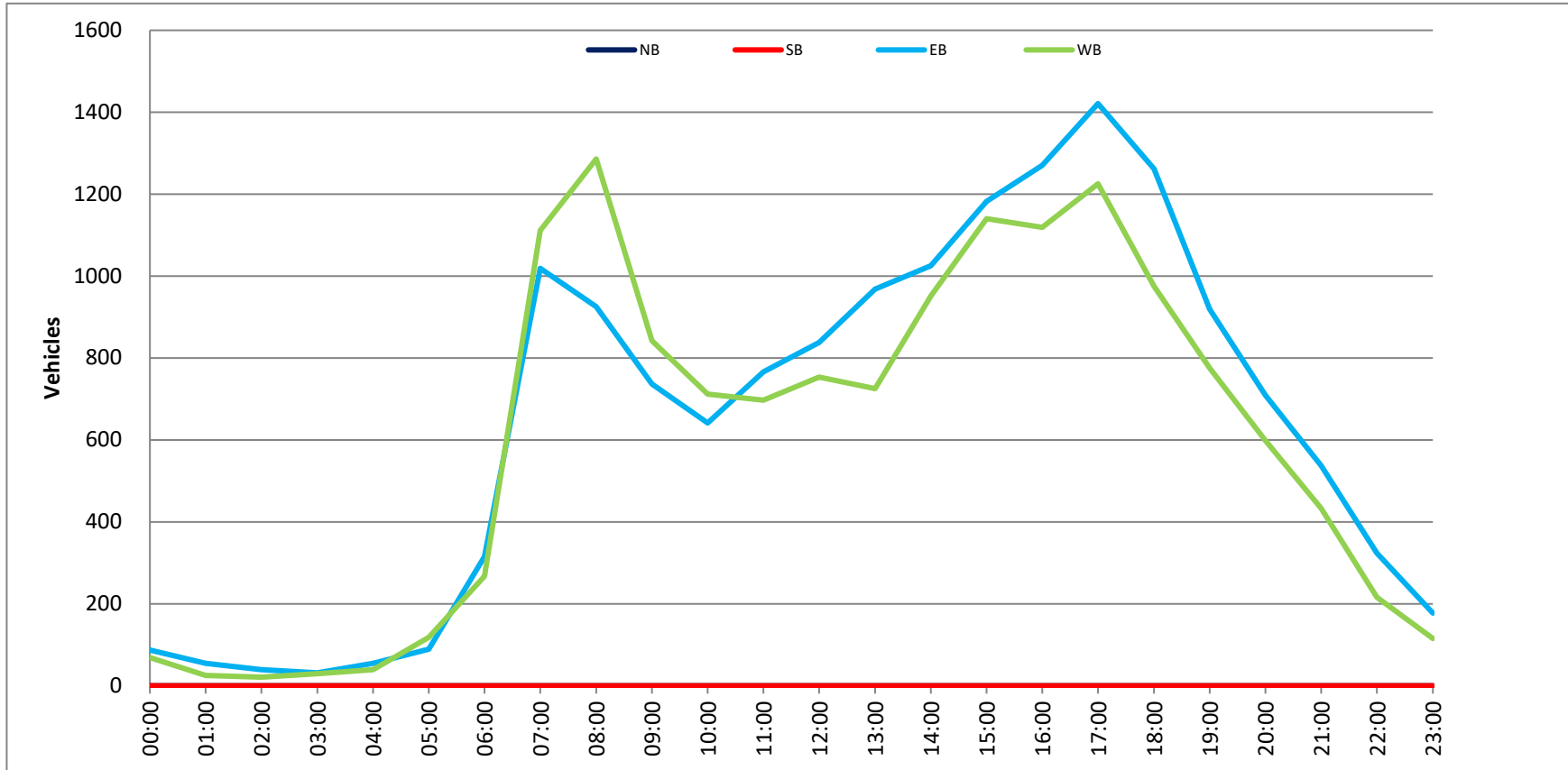
# VOLUME

Stirling Rd E/O NW 89th Ave

Day: Tuesday  
Date: 5/16/2023

City: Cooper City  
Project #: FL23\_140259\_042

DAILY TOTALS												Total											
				NB		SB		EB				WB		Total									
				0		0		15,391		14,241		29,632		29,632									
AM Period	NB	SB	EB	WB	TOTAL	PMI Period	NB	SB	EB	WB	TOTAL												
00:00	0	0	22	23	45	12:00	0	0	197	187	384												
00:15	0	0	29	15	44	12:15	0	0	217	187	404												
00:30	0	0	24	19	43	12:30	0	0	226	197	423												
00:45	0	0	12	87	12	12:45	0	0	198	838	182	753	380	1591									
01:00	0	0	20	11	31	13:00	0	0	222	186	408												
01:15	0	0	10	6	16	13:15	0	0	284	199	483												
01:30	0	0	14	3	17	13:30	0	0	224	180	404												
01:45	0	0	11	5	16	13:45	0	0	238	968	160	725	398	1693									
02:00	0	0	8	4	12	14:00	0	0	237	228	465												
02:15	0	0	8	2	10	14:15	0	0	226	252	478												
02:30	0	0	12	7	19	14:30	0	0	272	176	448												
02:45	0	0	11	39	8	14:45	0	0	290	1025	295	951	585	1976									
03:00	0	0	8	3	11	15:00	0	0	284	275	559												
03:15	0	0	4	5	9	15:15	0	0	253	252	505												
03:30	0	0	8	12	20	15:30	0	0	328	255	583												
03:45	0	0	12	9	21	15:45	0	0	317	1182	358	1140	675	2322									
04:00	0	0	12	32	21	16:00	0	0	298	254	552												
04:15	0	0	9	8	17	16:15	0	0	300	278	578												
04:30	0	0	12	9	21	16:30	0	0	326	312	638												
04:45	0	0	22	55	9	16:45	0	0	346	1270	275	1119	621	2389									
05:00	0	0	12	18	30	17:00	0	0	367	328	695												
05:15	0	0	16	21	37	17:15	0	0	366	326	692												
05:30	0	0	37	40	77	17:30	0	0	317	299	616												
05:45	0	0	24	89	39	17:45	0	0	371	1421	272	1225	643	2646									
06:00	0	0	45	47	92	18:00	0	0	360	274	634												
06:15	0	0	58	71	129	18:15	0	0	337	243	580												
06:30	0	0	83	73	156	18:30	0	0	290	248	538												
06:45	0	0	129	76	205	18:45	0	0	275	1262	210	975	485	2237									
07:00	0	0	174	146	320	19:00	0	0	244	208	452												
07:15	0	0	285	212	497	19:15	0	0	247	227	474												
07:30	0	0	285	347	632	19:30	0	0	195	172	367												
07:45	0	0	275	1019	406	19:45	0	0	233	919	168	775	401	1694									
08:00	0	0	230	365	595	20:00	0	0	196	128	324												
08:15	0	0	216	326	542	20:15	0	0	191	175	366												
08:30	0	0	242	286	528	20:30	0	0	168	155	323												
08:45	0	0	237	925	309	20:45	0	0	154	709	140	598	294	1307									
09:00	0	0	184	236	420	21:00	0	0	150	179	329												
09:15	0	0	189	205	394	21:15	0	0	145	88	233												
09:30	0	0	171	198	369	21:30	0	0	122	80	202												
09:45	0	0	192	736	395	21:45	0	0	120	537	86	433	206	970									
10:00	0	0	147	186	333	22:00	0	0	104	77	181												
10:15	0	0	162	174	336	22:15	0	0	77	65	142												
10:30	0	0	168	168	336	22:30	0	0	66	42	108												
10:45	0	0	164	641	348	22:45	0	0	77	324	32	216	109	540									
11:00	0	0	168	166	334	23:00	0	0	45	23	68												
11:15	0	0	171	163	334	23:15	0	0	47	35	82												
11:30	0	0	218	193	411	23:30	0	0	46	27	73												
11:45	0	0	209	766	384	23:45	0	0	39	177	30	115	69	292									
TOTALS			4759	5216	9975	TOTALS			10632	9025	19657												
SPLIT %			47.7%	52.3%	33.7%	SPLIT %			54.1%	45.9%	66.3%												
DAILY TOTALS												NB		SB		EB				WB		Total	
												0		0		15,391		14,241		29,632		29,632	
AM Peak Hour			07:15		07:30	PM Peak Hour			17:00		16:30			16:30									
AM Pk Volume			1075		1444	PM Pk Volume			1421		1241			2646									
Pk Hr Factor			0.943		0.889	Pk Hr Factor			0.958		0.946			0.952									
7 - 9 Volume			0		2397	4 - 6 Volume			0		2691			5035									
7 - 9 Peak Hour			07:15		07:30	4 - 6 Peak Hour			17:00		16:30			16:30									
7 - 9 Pk Volume			1075		1444	4 - 6 Pk Volume			1421		1241			2646									
Pk Hr Factor			0.943		0.889	Pk Hr Factor			0.958		0.946			0.952									



East Bound														
Time	< 15	15 - 19	20 - 24	25 - 29	30 - 34	35 - 39	40 - 44	45 - 49	50 - 54	55 - 59	60 - 64	65 - 69	70 +	Total
00:00 AM	0	0	0	0	0	1	6	8	10	2	1	0	1	29
00:15	0	0	0	0	0	2	7	5	4	3	2	0	0	23
00:30	0	0	0	0	0	5	2	7	9	2	3	0	0	28
00:45	0	0	0	0	0	1	3	4	6	1	2	0	0	17
01:00	0	0	0	0	0	0	2	5	3	3	1	0	1	15
01:15	0	0	0	0	0	2	8	3	4	4	0	1	1	23
01:30	0	0	0	0	0	2	8	4	4	0	0	0	0	14
01:45	0	0	0	0	0	2	4	2	1	1	1	0	0	10
02:00	0	0	0	0	0	3	2	4	5	1	0	0	0	15
02:15	0	0	0	0	1	0	0	1	0	3	0	0	0	5
02:30	0	0	0	0	1	1	0	2	3	1	1	0	0	10
02:45	0	0	0	0	1	0	6	0	0	0	0	0	0	7
03:00	0	1	1	0	0	1	2	0	4	0	0	0	0	9
03:15	0	0	0	0	0	0	3	4	0	1	1	0	0	9
03:30	0	0	0	0	0	2	5	1	0	1	0	0	0	9
03:45	0	0	0	0	0	1	1	3	2	0	0	0	0	7
04:00	0	0	0	0	0	0	0	5	2	1	0	0	0	8
04:15	0	0	0	0	0	1	2	3	0	0	1	1	1	8
04:30	0	0	0	0	0	2	6	4	0	1	0	1	1	14
04:45	0	0	0	0	0	1	2	3	3	3	0	0	0	11
05:00	0	0	0	0	0	1	7	4	0	0	0	0	0	12
05:15	0	0	0	0	1	0	5	6	2	2	2	0	0	20
05:30	0	0	0	0	1	2	8	8	7	4	2	0	0	32
05:45	0	0	0	0	1	5	6	8	12	5	1	1	0	39
06:00	0	0	0	0	2	6	13	10	8	0	2	0	0	41
06:15	0	0	1	0	5	5	20	15	7	5	3	1	0	62
06:30	0	0	3	7	7	24	22	24	9	1	0	0	0	97
06:45	1	9	24	16	27	19	7	2	0	0	0	0	0	112
07:00	2	11	33	35	35	23	10	3	1	0	0	0	0	153
07:15	30	48	47	52	49	22	11	9	3	1	0	0	0	272
07:30	42	61	47	23	48	33	28	24	12	2	1	0	0	321
07:45	12	12	16	25	42	64	65	25	8	2	0	0	0	271
08:00	3	13	12	23	38	46	49	39	17	2	0	0	0	241
08:15	1	3	4	12	40	50	66	45	10	4	0	0	0	235
08:30	3	2	24	22	50	70	69	36	5	2	0	0	0	283
08:45	5	11	19	28	36	54	37	31	15	5	2	0	0	243
09:00	0	5	9	6	13	22	28	50	39	9	3	0	0	184
09:15	1	0	0	0	0	0	29	41	26	7	1	0	0	168
09:30	0	0	0	0	6	18	55	44	28	6	1	0	0	158
09:45	0	0	1	1	8	13	56	49	32	9	3	0	0	172
10:00	0	0	4	4	8	16	39	59	35	8	2	1	0	176
10:15	0	0	0	0	2	10	38	51	28	12	1	0	0	142
10:30	0	0	0	1	9	26	58	45	27	15	4	1	0	184
10:45	0	0	1	6	23	46	64	39	12	2	2	0	0	197
11:00	0	1	1	2	3	18	47	54	27	11	3	1	0	168
11:15	2	0	0	0	9	24	64	57	21	5	1	0	1	184
11:30	0	1	1	2	6	17	42	70	46	10	2	2	2	201
11:45	0	0	1	1	8	19	44	58	39	13	2	3	0	188
12:00 PM	0	1	1	7	9	18	61	58	31	13	5	0	0	215
12:15	0	1	2	3	6	20	46	61	33	14	3	0	1	190
12:30	0	0	1	3	5	18	42	77	41	16	6	3	0	212
12:45	1	0	2	3	8	27	58	81	35	15	2	2	0	234
13:00	1	1	1	1	8	15	65	63	41	11	5	0	0	211
13:15	0	0	1	0	4	25	57	53	46	7	2	1	2	198
13:30	0	0	2	4	7	60	98	78	25	18	5	1	0	296
13:45	0	0	4	2	11	45	83	65	39	11	5	1	0	266
14:00	0	0	0	2	2	25	55	80	41	12	4	1	0	222
14:15	0	1	3	5	14	46	57	63	22	7	1	0	0	219
14:30	33	36	43	45	38	45	41	30	11	4	1	0	0	327
14:45	16	45	52	52	17	15	6	7	3	1	0	0	0	217
15:00	59	58	58	40	37	32	29	12	11	5	2	1	0	293
15:15	7	13	24	24	31	73	57	22	7	2	0	0	0	260
15:30	13	25	36	33	54	63	47	31	9	2	0	0	0	313
15:45	13	22	33	59	45	50	49	24	8	4	4	0	0	311
16:00	4	6	5	5	16	26	64	77	31	13	2	0	1	250
16:15	0	1	1	4	8	16	88	108	42	5	4	0	0	287
16:30	0	0	2	1	9	41	101	108	39	9	2	0	0	312
16:45	3	2	9	10	34	69	87	68	30	6	2	0	0	320
17:00	5	18	23	26	39	61	89	74	20	6	1	0	0	362
17:15	1	4	13	14	22	49	106	111	27	8	2	0	0	357
17:30	0	2	4	13	30	64	115	102	26	8	1	1	0	366
17:45	17	16	26	40	46	70	85	54	16	1	0	1	0	372
18:00	0	2	4	2	21	45	89	95	47	13	3	0	0	321
18:15	0	1	4	9	16	41	82	89	46	12	2	1	1	304
18:30	1	1	3	2	6	27	88	90	51	12	3	0	0	284
18:45	0	2	1	1	13	25	56	71	52	31	6	0	0	258
19:00	6	6	11	7	16	23	65	76	43	13	2	0	0	278
19:15	2	3	6	9	22	40	63	73	39	13	2	2	1	275
19:30	0	0	0	1	4	31	55	55	39	12	3	1	0	201
19:45	0	0	0	1	2	21	47	82	60	9	3	0	1	226
20:00	0	0	0	0	4	10	36	51	61	38	11	8	1	221
20:15	0	0	0	1	4	27	54	57	29	10	5	0	0	187
20:30	0	1	0	0	4	15	63	57	26	9	4	2	0	171
20:45	0	0	0	2	1	11	32	46	25	10	2	0	0	129
21:00	0	0	0	2	3	16	55	42	27	8	3	1	0	157
21:15	0	0	0	1	3	14	37	41	22	9	5	2	0	134
21:30	0	0	0	0	3	13	17	30	34	10	4	1	2	114
21:45	0	0	0	0	6	18	25	39	23	17	1	0	0	115
22:00	0	0	4	4	9	13	32	25	14	6	3	1	0	111
22:15	0	0	0	0	0	7	23	32	18	4	3	2	1	90
22:30	0	0	0	0	0	15	10	20	16	7	2	1	1	72
22:45	0	0	0	0	3	3	24	20	8	6	0	1	0	65
23:00	0	0	0	0	1	6	13	15	13	6	1	1	0	56
23:15	0	0	0	0	2	9	9	23	10	4	0	1	1	58
23:30	0	0	0	0	2	9	16	8	9	1	1	1	1	47
23:45	0	0	0	0	0	3	6	5	9	5	1	0	0	29
Totals	284	447	619	702	1112	2096	3598	3698	1899	625	180	43	24	15327
% of Totals	2%	3%	4%	5%	7%	14%	23%	24%	12%	4%	1%	0%	0%	100%

AM Volumes	103	178	250	261	470	675	1034	1022	573	184	55	14	9	4827		
% AM	1%	1%	2%	2%	3%	4%	7%	7%	4%	1%	0%	0%	0%	31%		
AM Peak Hour	07:15	07:15	06:45	07:00	07:15	07:45	07:45	11:45	11:30	11:45	11:45	11:00	10:45	07:35		
Volume	87	134	151	151	177	230	248	264	259	56	6	6	6	1105		
PM Volumes	182	269	369	441	641	1421	2564	2676	1326	441	125	29	13	10500		
% PM	1%	2%	3%	3%	4%	9%	17%	17%	9%	3%	1%	0%	0%	69%		
PM Peak Hour	16:30	16:30	16:30	16:30	16:30	17:00	16:45	17:15	16:00	16:30	16:45	16:30	16:45	17:00		
Volume	115	153	168	158	162	244	397	362	396	69	20	6	5	1457		
Directional Peak Periods	AM 7-9				NOON 12-2				PM 4-6				Off Peak Volumes			
All Classes	Volume				Volume				Volume				Volume			
	2019				1816				2626				8866			
	13%				12%				17%				58%			

Street Name	Direction	Percentiles					
		15th	50th	Average	85th	95th	ADT
Stirling Rd	East Bound	31	43	42	51	56	15327

Day: Wednesday  
Date: 5/17/2023

City: Cooper City  
Project #: FL23\_140259\_042w

Table with columns: Time, < 15, 15 - 19, 20 - 24, 25 - 29, 30 - 34, 35 - 39, 40 - 44, 45 - 49, 50 - 54, 55 - 59, 60 - 64, 65 - 69, 70 +, Total. Rows include time intervals from 00:00 AM to 23:45.

Summary table with columns: AM Volumes, PM Volumes, PM Peak Hour, Directional Peak Periods (AM 7-9, NOON 12-2, PM 4-6), Off Peak Volumes. Includes volume and percentage data.

Table with columns: Street Name, Direction, 15th, 50th, Average, 85th, 95th, ADT. Rows include Stirling Rd East Bound and West Bound.

**Summary**

Time	< 15	15 - 19	20 - 24	25 - 29	30 - 34	35 - 39	40 - 44	45 - 49	50 - 54	55 - 59	60 - 64	65 - 69	70 +	Total
00:00 AM	0	0	1	0	2	1	9	16	15	4	3	0	1	52
00:15	0	0	0	0	1	5	10	9	4	5	2	0	0	36
00:30	0	0	0	0	2	6	4	12	11	2	3	0	0	40
00:45	0	0	0	0	0	6	5	6	7	2	2	0	0	28
01:00	0	0	0	0	1	3	7	6	5	6	1	1	1	38
01:15	0	0	0	1	2	2	8	5	7	4	0	1	1	31
01:30	0	0	0	0	0	3	4	9	5	0	0	0	0	21
01:45	0	0	0	0	0	0	2	5	3	2	4	1	0	17
02:00	0	0	0	0	0	5	2	5	6	1	0	0	0	19
02:15	0	0	0	0	1	2	0	5	0	4	0	0	0	12
02:30	0	0	0	0	0	1	1	3	2	3	1	0	0	12
02:45	0	0	0	0	0	2	3	7	1	0	0	0	0	13
03:00	0	1	1	0	0	1	3	0	5	0	0	0	0	11
03:15	0	0	0	0	2	0	3	5	2	3	3	0	0	16
03:30	0	0	0	0	0	2	3	10	2	0	2	0	0	19
03:45	0	0	0	0	0	1	2	3	2	0	0	0	0	8
04:00	0	0	0	0	0	1	4	9	2	3	0	0	0	19
04:15	0	0	0	0	1	1	4	5	5	4	1	2	1	24
04:30	0	0	0	0	1	6	3	8	6	0	1	0	2	27
04:45	0	0	0	1	1	5	6	7	5	4	3	1	0	33
05:00	0	0	0	1	1	0	4	11	6	0	0	0	0	23
05:15	0	0	0	0	3	4	10	9	7	4	2	0	0	40
05:30	0	0	0	1	4	5	14	15	12	8	2	0	0	61
05:45	0	0	0	0	2	13	15	16	15	9	3	2	1	76
06:00	0	0	0	6	14	19	28	18	15	3	3	0	0	106
06:15	0	0	1	1	11	18	37	29	17	6	4	1	0	125
06:30	0	1	5	13	26	38	29	32	17	3	2	1	0	167
06:45	4	14	41	37	50	29	13	9	2	0	0	0	0	199
07:00	5	28	79	58	59	34	14	3	1	0	0	0	0	281
07:15	31	89	97	84	80	55	18	11	4	1	0	0	0	470
07:30	47	114	143	123	97	61	37	29	16	3	1	0	0	671
07:45	12	15	44	87	192	203	140	39	11	3	0	0	0	716
08:00	3	13	14	46	130	188	127	63	29	4	0	0	0	611
08:15	1	3	11	32	99	155	146	71	21	6	0	0	0	545
08:30	3	3	26	38	124	228	147	60	14	7	0	0	0	650
08:45	5	11	22	47	107	168	109	72	33	11	2	0	0	587
09:00	0	5	11	12	50	99	74	85	64	13	4	1	0	418
09:15	1	0	1	6	47	92	108	70	44	15	1	1	0	391
09:30	0	0	4	6	26	59	94	82	53	18	2	1	2	347
09:45	0	0	1	8	27	60	87	82	55	10	7	0	2	339
10:00	0	0	4	6	39	88	75	84	47	16	3	2	0	364
10:15	0	0	0	2	38	60	75	75	52	17	2	1	0	322
10:30	0	0	0	6	32	66	92	69	48	22	6	2	0	343
10:45	0	0	0	2	33	60	82	98	57	18	4	2	0	368
11:00	0	1	1	7	32	64	75	87	52	18	5	2	0	344
11:15	2	0	2	17	42	71	102	77	43	7	2	1	1	367
11:30	0	1	3	7	43	67	83	98	65	20	4	2	2	395
11:45	0	0	2	18	42	68	73	80	48	17	3	3	0	354
12:00 PM	1	1	3	23	56	85	101	93	50	19	5	0	0	436
12:15	0	1	3	28	42	75	80	81	51	18	3	0	1	393
12:30	0	0	4	18	42	65	83	103	64	21	6	3	1	410
12:45	1	0	7	28	69	100	88	103	42	24	3	2	0	467
13:00	1	1	2	40	42	63	93	91	55	16	7	1	0	412
13:15	0	1	11	39	29	77	98	74	53	11	3	1	2	399
13:30	0	1	12	38	48	79	123	94	45	24	7	1	0	482
13:45	0	0	8	39	41	90	112	85	49	15	7	1	0	447
14:00	0	1	19	59	41	82	85	102	49	12	4	1	0	455
14:15	0	1	23	42	57	102	88	83	30	12	1	0	0	439
14:30	34	46	63	83	75	76	70	41	14	5	2	0	0	509
14:45	63	124	116	109	55	45	26	18	10	3	1	0	0	570
15:00	101	137	143	116	72	69	83	23	11	4	2	0	0	711
15:15	9	18	53	63	88	131	84	38	12	4	0	0	0	500
15:30	13	25	59	86	98	114	97	40	14	2	0	1	0	549
15:45	17	25	82	152	103	126	90	42	12	5	4	0	0	658
16:00	4	10	30	53	69	86	120	124	48	23	5	0	3	575
16:15	0	2	8	38	83	82	147	145	55	14	6	0	0	581
16:30	0	0	18	34	69	101	154	152	58	14	4	0	1	607
16:45	3	6	18	50	81	127	124	120	54	24	4	1	0	612
17:00	5	22	34	67	96	114	131	112	48	15	2	0	0	646
17:15	1	5	20	52	77	119	147	156	54	23	4	0	1	659
17:30	0	6	15	34	71	133	165	153	47	19	2	2	0	647
17:45	17	17	27	43	71	132	170	111	54	15	3	1	0	661
18:00	0	2	5	45	98	144	176	82	23	5	0	0	0	585
18:15	0	1	6	13	37	80	137	157	74	21	4	1	1	532
18:30	1	1	3	2	28	50	140	163	99	26	6	1	0	520
18:45	0	2	1	4	28	53	97	131	87	40	9	0	1	453
19:00	6	6	11	11	34	78	118	122	68	23	0	0	0	486
19:15	2	3	6	16	48	88	112	128	70	23	5	5	1	507
19:30	0	0	0	4	21	71	93	104	66	21	4	3	1	388
19:45	0	0	0	3	14	46	80	144	84	21	4	1	1	398
20:00	0	0	0	6	33	72	70	98	49	13	9	3	1	354
20:15	0	0	1	10	20	86	90	97	50	14	8	0	0	376
20:30	0	1	0	6	21	59	84	87	46	14	6	2	0	314
20:45	0	0	0	6	22	38	68	83	41	19	2	1	0	280
21:00	0	0	0	3	16	58	88	73	47	12	4	1	0	302
21:15	0	0	0	2	23	46	69	62	35	12	6	3	0	258
21:30	0	0	0	3	15	32	45	59	47	16	9	2	4	232
21:45	0	0	0	8	27	32	55	35	22	3	3	3	1	188
22:00	0	0	5	5	17	23	49	38	22	9	4	1	0	173
22:15	0	0	0	4	19	41	45	29	8	4	4	3	1	154
22:30	0	0	0	8	22	25	32	23	15	4	1	1	1	131
22:45	0	0	0	7	17	32	26	13	10	1	0	1	0	107
23:00	0	0	0	8	18	21	26	16	11	2	1	1	1	104
23:15	0	0	1	6	16	19	32	18	6	2	1	0	0	104
23:30	0	0	0	1	4	13	25	11	13	3	1	2	75	75
23:45	0	0	0	0	2	5	10	8	16	6	1	0	0	48
<b>Totals</b>	<b>393</b>	<b>767</b>	<b>1333</b>	<b>2110</b>	<b>3507</b>	<b>5502</b>	<b>6173</b>	<b>5764</b>	<b>3031</b>	<b>1050</b>	<b>281</b>	<b>78</b>	<b>44</b>	<b>30036</b>
% of Totals	1%	3%	4%	7%	12%	18%	21%	19%	10%	3%	1%	0%	0%	100%

AM Volumes	114	299	516	675	1469	2123	1969	1612	930	311	88	30	16	10148		
% AM	0%	1%	2%	3%	5%	7%	7%	5%	3%	1%	0%	0%	0%	34%		
AM Peak Hour	07:00	07:00	07:00	07:00	07:45	07:45	07:45	10:45	10:45	10:15	09:45	11:00	09:00	07:30		
Volume	246	361	351	351	545	724	530	360	517	376	18	8	2541			
PM Volumes	279	468	819	1433	2041	3379	4204	4152	2101	739	193	49	28	19888		
% PM	1%	2%	3%	5%	7%	11%	14%	14%	7%	2%	1%	0%	0%	66%		
PM Peak Hour	16:30	16:30	16:30	16:30	17:00	17:00	18:00	18:00	16:30	16:30	15:15	17:00	17:00	17:00		
Volume	207	325	375	419	361	498	627	342	468	112	27	6	6	2613		
Directional Peak Periods	AM 7-9				NOON 12-2				PM 4-6				Off Peak Volumes			
All Classes	Volume				Volume				Volume				Volume			
	453															

# SPEED

## Stirling Rd E/O NW 89th Ave

Day: Wednesday

Date: 5/17/2023

City: Cooper City

Project #: FL23\_140259\_042e

### East Bound

Time	< 15	15 - 19	20 - 24	25 - 29	30 - 34	35 - 39	40 - 44	45 - 49	50 - 54	55 - 59	60 - 64	65 - 69	70 +	Total
00:00 AM	0	0	0	0	0	9	18	24	29	8	8	0	1	97
01:00	0	0	0	0	0	2	14	20	13	8	2	1	2	62
02:00	0	0	0	0	2	5	2	13	7	7	1	0	0	37
03:00	0	1	1	0	0	1	7	14	3	5	2	0	0	34
04:00	0	0	0	0	0	0	5	14	11	4	4	1	2	41
05:00	0	0	0	0	3	7	20	29	26	11	5	1	1	103
06:00	1	9	28	23	41	54	62	56	26	6	5	1	0	312
07:00	86	132	143	135	174	142	114	61	24	5	1	0	0	1017
08:00	12	29	59	85	164	220	220	151	47	13	2	0	0	1002
09:00	1	5	10	7	35	82	194	184	125	31	8	0	0	682
10:00	0	0	6	6	25	75	181	217	129	47	9	4	0	699
11:00	2	2	3	5	26	78	197	239	133	39	8	6	3	741
12:00 PM	1	2	6	16	28	83	207	287	141	58	16	5	1	851
13:00	1	1	7	7	32	135	303	259	151	47	17	3	2	965
14:00	49	85	98	104	71	131	159	180	77	24	6	1	0	985
15:00	92	116	142	153	162	215	165	88	29	10	5	0	0	1177
16:00	7	9	17	20	67	162	340	361	142	33	10	0	1	1169
17:00	23	40	66	93	137	244	395	341	89	23	4	2	0	1457
18:00	1	6	12	14	56	138	315	345	196	68	14	1	1	1167
19:00	8	9	17	20	44	115	230	286	181	47	10	3	2	972
20:00	0	1	0	7	19	89	190	221	118	40	19	3	1	708
21:00	0	0	0	3	11	51	134	152	106	44	13	4	2	520
22:00	0	0	4	4	12	38	89	97	56	23	8	4	3	338
23:00	0	0	0	0	3	20	37	59	40	24	3	3	2	191
<b>Totals</b>	<b>284</b>	<b>447</b>	<b>619</b>	<b>702</b>	<b>1112</b>	<b>2096</b>	<b>3598</b>	<b>3698</b>	<b>1899</b>	<b>625</b>	<b>180</b>	<b>43</b>	<b>24</b>	<b>15327</b>
<b>% of Totals</b>	<b>2%</b>	<b>3%</b>	<b>4%</b>	<b>5%</b>	<b>7%</b>	<b>14%</b>	<b>23%</b>	<b>24%</b>	<b>12%</b>	<b>4%</b>	<b>1%</b>	<b>0%</b>	<b>0%</b>	<b>100%</b>

<b>AM Volumes</b>	102	178	250	261	470	675	1034	1022	573	184	55	14	9	4827
<b>% AM</b>	1%	1%	2%	2%	3%	4%	7%	7%	4%	1%	0%	0%	0%	31%
<b>AM Peak Hour</b>	07:00	07:00	07:00	07:00	07:00	08:00	08:00	11:00	11:00	10:00	10:00	11:00	11:00	07:00
<b>Volume</b>	86	132	143	135	174	220	220	239	133	47	9	6	3	1017
<b>PM Volumes</b>	182	269	369	441	642	1421	2564	2676	1326	441	125	29	15	10500
<b>% PM</b>	1%	2%	2%	3%	4%	9%	17%	17%	9%	3%	1%	0%	0%	69%
<b>PM Peak Hour</b>	15:00	15:00	15:00	15:00	15:00	17:00	17:00	16:00	18:00	18:00	20:00	12:00	22:00	17:00
<b>Volume</b>	92	116	142	153	162	244	395	361	196	68	19	5	3	1457

Directional Peak Periods All Speeds	AM 7-9		NOON 12-2		PM 4-6		Off Peak Volumes	
	Volume	%	Volume	%	Volume	%	Volume	%
2019 ↔	1816	13%	1816	12%	2626	17%	8866	58%

Street Name	Direction	Percentiles					ADT
		15th	50th	Average	85th	95th	
Stirling Rd	East Bound	31	43	42	51	56	15327
Stirling Rd	West Bound	29	39	39	49	54	14709



# SPEED

## Stirling Rd E/O NW 89th Ave

Day: Wednesday

Date: 5/17/2023

City: Cooper City

Project #: FL23\_140259\_042w

### West Bound

Time	< 15	15 - 19	20 - 24	25 - 29	30 - 34	35 - 39	40 - 44	45 - 49	50 - 54	55 - 59	60 - 64	65 - 69	70 +	Total
00:00 AM	0	0	1	0	5	9	10	19	8	5	2	0	0	59
01:00	0	0	0	1	3	5	7	5	7	4	3	2	0	37
02:00	0	0	0	0	0	5	4	7	2	1	0	0	0	19
03:00	0	0	0	0	2	2	2	7	1	3	3	0	0	20
04:00	0	0	0	1	3	13	12	15	7	7	1	2	1	62
05:00	0	0	0	2	7	15	23	22	14	10	2	1	1	97
06:00	3	6	19	34	60	50	45	32	25	6	4	1	0	285
07:00	9	114	220	217	254	211	65	21	8	2	0	0	0	1121
08:00	0	1	14	78	296	519	309	115	44	15	0	0	0	1391
09:00	0	0	7	27	115	228	169	135	91	25	6	5	5	813
10:00	0	0	0	10	117	199	153	109	75	26	6	3	0	698
11:00	0	0	5	44	133	192	136	103	75	23	6	2	0	719
12:00 PM	1	0	11	81	181	242	155	93	66	23	1	0	1	855
13:00	0	2	26	149	128	174	133	85	51	19	7	1	0	775
14:00	48	87	123	189	157	174	110	64	26	8	2	0	0	988
15:00	48	89	195	266	199	225	137	55	20	5	1	1	0	1241
16:00	0	11	58	155	235	234	205	180	73	42	9	1	3	1206
17:00	0	10	30	103	178	254	218	191	114	49	7	1	1	1156
18:00	0	0	3	10	82	143	203	282	146	42	10	1	1	923
19:00	0	0	0	14	73	168	173	212	107	41	6	6	1	801
20:00	0	0	1	15	77	166	122	144	62	20	6	3	0	616
21:00	0	0	1	9	51	112	100	94	58	18	9	5	3	460
22:00	0	0	1	1	24	43	58	44	31	19	5	1	0	227
23:00	0	0	1	2	15	23	26	32	21	12	5	0	3	140
<b>Totals</b>	<b>109</b>	<b>320</b>	<b>716</b>	<b>1408</b>	<b>2395</b>	<b>3406</b>	<b>2575</b>	<b>2066</b>	<b>1132</b>	<b>425</b>	<b>101</b>	<b>36</b>	<b>20</b>	<b>14709</b>
<b>% of Totals</b>	<b>1%</b>	<b>2%</b>	<b>5%</b>	<b>10%</b>	<b>16%</b>	<b>23%</b>	<b>18%</b>	<b>14%</b>	<b>8%</b>	<b>3%</b>	<b>1%</b>	<b>0%</b>	<b>0%</b>	<b>100%</b>

<b>AM Volumes</b>	12	121	266	414	995	1448	935	590	357	127	33	16	7	5321
<b>% AM</b>	0%	1%	2%	3%	7%	10%	6%	4%	2%	1%	0%	0%	0%	36%
<b>AM Peak Hour</b>	07:00	07:00	07:00	07:00	08:00	08:00	08:00	09:00	09:00	10:00	09:00	09:00	09:00	08:00
<b>Volume</b>	9	114	220	217	296	519	309	135	91	26	6	5	5	1391
<b>PM Volumes</b>	97	199	450	994	1400	1958	1640	1476	775	298	68	20	13	9388
<b>% PM</b>	1%	1%	3%	7%	10%	13%	11%	10%	5%	2%	0%	0%	0%	64%
<b>PM Peak Hour</b>	14:00	15:00	15:00	15:00	16:00	17:00	17:00	18:00	18:00	17:00	18:00	19:00	16:00	15:00
<b>Volume</b>	48	89	195	266	235	254	218	282	146	49	10	6	3	1241

Directional Peak Periods All Speeds	AM 7-9		NOON 12-2		PM 4-6		Off Peak Volumes	
	Volume	%	Volume	%	Volume	%	Volume	%
	2512	↔ 17%	1630	↔ 11%	2362	↔ 16%	8205	↔ 56%

Street Name	Direction	Percentiles					ADT
		15th	50th	Average	85th	95th	
Stirling Rd	East Bound	31	43	42	51	56	15327
Stirling Rd	West Bound	29	39	39	49	54	14709

# SPEED

Stirling Rd E/O NW 89th Ave

Day: Wednesday

Date: 5/17/2023

City: Cooper City

Project #: FL23\_140259\_042

## Summary

Time	< 15	15 - 19	20 - 24	25 - 29	30 - 34	35 - 39	40 - 44	45 - 49	50 - 54	55 - 59	60 - 64	65 - 69	70 +	Total
00:00 AM	0	0	1	0	5	18	28	43	37	13	10	0	1	156
01:00	0	0	0	1	3	7	21	25	20	12	5	3	2	99
02:00	0	0	0	0	2	10	6	20	9	8	1	0	0	56
03:00	0	1	1	0	2	3	9	21	4	8	5	0	0	54
04:00	0	0	0	1	3	13	17	29	18	11	5	3	3	103
05:00	0	0	0	2	10	22	43	51	40	21	7	2	2	200
06:00	4	15	47	57	101	104	107	88	51	12	9	2	0	597
07:00	95	246	363	352	428	353	179	82	32	7	1	0	0	2138
08:00	12	30	73	163	460	739	529	266	91	28	2	0	0	2393
09:00	1	5	17	34	150	310	363	319	216	56	14	5	5	1495
10:00	0	0	6	16	142	274	334	326	204	73	15	7	0	1397
11:00	2	2	8	49	159	270	333	342	208	62	14	8	3	1460
12:00 PM	2	2	17	97	209	325	362	380	207	81	17	5	2	1706
13:00	1	3	33	156	160	309	436	344	202	66	24	4	2	1740
14:00	97	172	221	293	228	305	269	244	103	32	8	1	0	1973
15:00	140	205	337	419	361	440	302	143	49	15	6	1	0	2418
16:00	7	20	75	175	302	396	545	541	215	75	19	1	4	2375
17:00	23	50	96	196	315	498	613	532	203	72	11	3	1	2613
18:00	1	6	15	24	138	281	518	627	342	110	24	2	2	2090
19:00	8	9	17	34	117	283	403	498	288	88	16	9	3	1773
20:00	0	1	1	22	96	255	312	365	180	60	25	6	1	1324
21:00	0	0	1	12	62	163	234	246	164	62	22	9	5	980
22:00	0	0	5	5	36	81	147	141	87	42	13	5	3	565
23:00	0	0	1	2	18	43	63	91	61	36	8	3	5	331
<b>Totals</b>	<b>393</b>	<b>767</b>	<b>1335</b>	<b>2110</b>	<b>3507</b>	<b>5502</b>	<b>6173</b>	<b>5764</b>	<b>3031</b>	<b>1050</b>	<b>281</b>	<b>79</b>	<b>44</b>	<b>30036</b>
<b>% of Totals</b>	<b>1%</b>	<b>3%</b>	<b>4%</b>	<b>7%</b>	<b>12%</b>	<b>18%</b>	<b>21%</b>	<b>19%</b>	<b>10%</b>	<b>3%</b>	<b>1%</b>	<b>0%</b>	<b>0%</b>	<b>100%</b>

<b>AM Volumes</b>	114	299	516	675	1465	2123	1969	1612	930	311	88	30	16	10148
<b>% AM</b>	0%	1%	2%	2%	5%	7%	7%	5%	3%	1%	0%	0%	0%	34%
<b>AM Peak Hour</b>	07:00	07:00	07:00	07:00	08:00	08:00	08:00	11:00	09:00	10:00	10:00	11:00	09:00	08:00
<b>Volume</b>	95	246	363	352	460	739	529	342	216	73	15	8	5	2393
<b>PM Volumes</b>	279	468	819	1435	2042	3379	4204	4152	2101	739	193	49	28	19888
<b>% PM</b>	1%	2%	3%	5%	7%	11%	14%	14%	7%	2%	1%	0%	0%	66%
<b>PM Peak Hour</b>	15:00	15:00	15:00	15:00	15:00	17:00	17:00	18:00	18:00	18:00	20:00	19:00	21:00	17:00
<b>Volume</b>	140	205	337	419	361	498	613	627	342	110	25	9	5	2613

Directional Peak Periods All Speeds	AM 7-9		NOON 12-2		PM 4-6		Off Peak Volumes	
	Volume	%	Volume	%	Volume	%	Volume	%
	4531	15%	3446	11%	4988	17%	17071	57%

Street Name	Direction	Percentiles					ADT
		15th	50th	Average	85th	95th	
Stirling Rd	Summary	30	41	40	50	55	30036

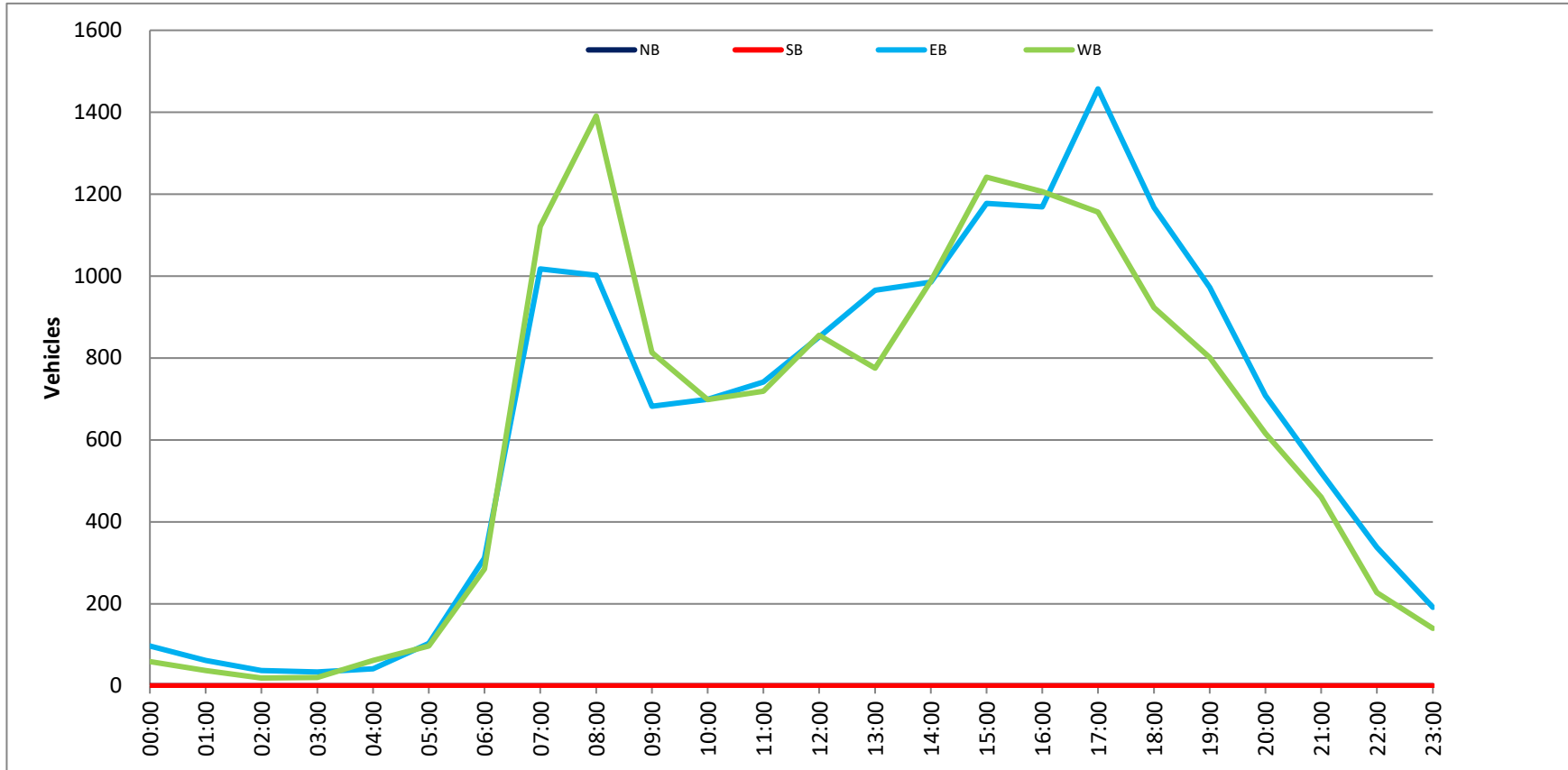
Stirling Rd E/O NW 89th Ave

Day: Wednesday  
 Date: 5/17/2023

City: Cooper City  
 Project #: FL23\_140259\_042

DAILY TOTALS													Total									
AM Period	NB	SB	EB	WB	TOTAL	PM Period	NB	SB	EB	WB	TOTAL	TOTAL	EB		WB	TOTAL						
													15,327	14,709			30,036					
DAILY TOTALS													Total									
													NB		SB		EB		WB		TOTAL	
													0		0		15,327		14,709		30,036	
00:00	0	0	29	23	52	12:00	0	0	215	221	436	436	0	0	0	215	221	436				
00:15	0	0	23	13	36	12:15	0	0	190	203	393	393	0	0	0	190	203	393				
00:30	0	0	28	12	40	12:30	0	0	212	198	410	410	0	0	0	212	198	410				
00:45	0	0	17	11	28	12:45	0	0	234	851	233	855	467	1706	0	234	851	233				
01:00	0	0	15	15	30	13:00	0	0	211	201	412	412	0	0	0	211	201	412				
01:15	0	0	23	8	31	13:15	0	0	198	201	399	399	0	0	0	198	201	399				
01:30	0	0	14	7	21	13:30	0	0	290	192	482	482	0	0	0	290	192	482				
01:45	0	0	10	7	17	13:45	0	0	266	965	181	775	447	1740	0	266	965	181				
02:00	0	0	15	4	19	14:00	0	0	222	233	455	455	0	0	0	222	233	455				
02:15	0	0	5	7	12	14:15	0	0	219	220	439	439	0	0	0	219	220	439				
02:30	0	0	10	2	12	14:30	0	0	327	182	509	509	0	0	0	327	182	509				
02:45	0	0	7	6	13	14:45	0	0	217	985	353	988	570	1973	0	217	985	353				
03:00	0	0	9	2	11	15:00	0	0	293	418	711	711	0	0	0	293	418	711				
03:15	0	0	9	7	16	15:15	0	0	260	240	500	500	0	0	0	260	240	500				
03:30	0	0	9	10	19	15:30	0	0	313	236	549	549	0	0	0	313	236	549				
03:45	0	0	7	34	8	15:45	0	0	311	1177	347	1241	658	2418	0	311	1177	347				
04:00	0	0	8	11	19	16:00	0	0	250	325	575	575	0	0	0	250	325	575				
04:15	0	0	8	16	24	16:15	0	0	287	294	581	581	0	0	0	287	294	581				
04:30	0	0	14	13	27	16:30	0	0	312	295	607	607	0	0	0	312	295	607				
04:45	0	0	11	22	33	16:45	0	0	320	1169	292	1206	612	2375	0	320	1169	292				
05:00	0	0	12	11	23	17:00	0	0	362	284	646	646	0	0	0	362	284	646				
05:15	0	0	20	20	40	17:15	0	0	357	302	659	659	0	0	0	357	302	659				
05:30	0	0	32	29	61	17:30	0	0	366	281	647	647	0	0	0	366	281	647				
05:45	0	0	39	103	37	17:45	0	0	372	1457	289	1156	661	2613	0	372	1457	289				
06:00	0	0	41	65	106	18:00	0	0	321	264	585	585	0	0	0	321	264	585				
06:15	0	0	62	63	125	18:15	0	0	304	228	532	532	0	0	0	304	228	532				
06:30	0	0	97	70	167	18:30	0	0	284	236	520	520	0	0	0	284	236	520				
06:45	0	0	112	87	199	18:45	0	0	258	1167	195	923	453	2090	0	258	1167	195				
07:00	0	0	153	128	281	19:00	0	0	270	210	480	480	0	0	0	270	210	480				
07:15	0	0	272	198	470	19:15	0	0	275	232	507	507	0	0	0	275	232	507				
07:30	0	0	321	350	671	19:30	0	0	187	187	388	388	0	0	0	187	187	388				
07:45	0	0	271	1017	445	19:45	0	0	226	972	172	801	398	1773	0	226	972	172				
08:00	0	0	241	370	611	20:00	0	0	221	133	354	354	0	0	0	221	133	354				
08:15	0	0	235	310	545	20:15	0	0	187	189	376	376	0	0	0	187	189	376				
08:30	0	0	283	367	650	20:30	0	0	171	143	314	314	0	0	0	171	143	314				
08:45	0	0	243	344	587	20:45	0	0	129	708	151	616	280	1324	0	129	708	151				
09:00	0	0	184	234	418	21:00	0	0	157	145	302	302	0	0	0	157	145	302				
09:15	0	0	168	223	391	21:15	0	0	134	124	258	258	0	0	0	134	124	258				
09:30	0	0	158	189	347	21:30	0	0	114	118	232	232	0	0	0	114	118	232				
09:45	0	0	172	682	813	21:45	0	0	115	520	73	460	188	980	0	115	520	73				
10:00	0	0	176	188	364	22:00	0	0	111	62	173	173	0	0	0	111	62	173				
10:15	0	0	142	180	322	22:15	0	0	90	64	154	154	0	0	0	90	64	154				
10:30	0	0	184	159	343	22:30	0	0	72	59	131	131	0	0	0	72	59	131				
10:45	0	0	197	699	1397	22:45	0	0	65	338	42	227	565	1077	0	65	338	42				
11:00	0	0	168	176	344	23:00	0	0	56	48	104	104	0	0	0	56	48	104				
11:15	0	0	184	183	367	23:15	0	0	59	45	104	104	0	0	0	59	45	104				
11:30	0	0	201	194	395	23:30	0	0	47	28	75	75	0	0	0	47	28	75				
11:45	0	0	188	741	1460	23:45	0	0	29	191	19	140	48	331	0	29	191	19				
TOTALS			4827	5321	10148	TOTALS			10500	9388	19888	19888				10500	9388	19888				
SPLIT %			47.6%	52.4%	33.8%	SPLIT %			52.8%	47.2%	66.2%	66.2%				52.8%	47.2%	66.2%				
<b>DAILY TOTALS</b>													NB		SB		EB		WB		Total	
													0		0		15,327		14,709		30,036	

AM Peak Hour	07:15	07:45	07:30	17:00	15:45	17:00	15:45	17:00
AM Pk Volume	1105	1492	2543	1457	1261	1457	1261	2613
Pk Hr Factor	0.861	0.838	0.888	0.979	0.909	0.979	0.909	0.988
7 - 9 Volume	0	0	4531	0	0	2676	2362	4988
7 - 9 Peak Hour	07:15	07:45	07:30	17:00	16:00	17:00	16:00	17:00
7 - 9 Pk Volume	1105	1492	2543	1457	1206	1457	1206	2613
Pk Hr Factor	0.861	0.838	0.888	0.979	0.928	0.979	0.928	0.988
4 - 6 Volume	0	0	0	0	0	0	0	0
4 - 6 Peak Hour	07:30	07:30	07:30	17:00	16:00	17:00	16:00	17:00
4 - 6 Pk Volume	2543	2543	2543	1457	1206	1457	1206	2613
Pk Hr Factor	0.888	0.888	0.888	0.979	0.928	0.979	0.928	0.988





Time	< 15	15 - 19	20 - 24	25 - 29	30 - 34	35 - 39	40 - 44	45 - 49	50 - 54	55 - 59	60 - 64	65 - 69	70 +	Total
00:00 AM	0	0	0	0	2	3	6	9	4	1	0	0	0	25
00:15	0	0	1	1	1	2	1	9	4	2	1	0	2	24
00:30	0	0	0	0	1	4	1	3	1	0	0	0	0	10
00:45	0	0	0	0	0	2	3	4	2	0	0	1	0	12
01:00	0	0	0	0	3	5	4	1	0	0	0	0	0	13
01:15	0	0	0	0	1	2	2	3	1	0	2	0	0	11
01:30	0	0	1	0	1	3	0	2	1	0	0	0	0	8
01:45	0	0	0	0	0	1	1	4	3	1	0	0	0	10
02:00	0	0	0	0	0	3	0	0	2	0	0	0	0	5
02:15	0	0	0	0	0	1	3	3	2	0	0	0	0	9
02:30	0	0	0	0	0	1	2	2	1	0	1	0	0	8
02:45	0	0	0	0	0	0	0	2	0	1	0	0	0	3
03:00	0	0	0	0	0	1	2	0	0	0	0	0	0	3
03:15	0	0	0	0	0	1	2	1	1	1	0	0	0	6
03:30	0	0	0	0	0	1	2	2	2	2	0	0	0	9
03:45	0	0	0	0	0	0	0	2	0	1	1	0	0	4
04:00	0	0	0	0	0	1	1	5	1	1	0	0	0	9
04:15	0	0	0	0	1	0	3	3	2	0	0	0	1	10
04:30	0	0	0	0	4	3	2	2	3	2	1	0	0	17
04:45	0	0	0	0	1	1	2	2	3	2	0	0	0	14
05:00	0	0	0	0	2	2	4	6	3	1	0	0	0	15
05:15	0	0	0	0	2	3	1	2	3	2	0	0	0	18
05:30	0	0	0	2	5	6	6	3	7	0	0	0	0	29
05:45	0	0	0	2	3	10	7	10	4	3	0	0	0	39
06:00	0	0	2	1	7	6	11	13	9	5	2	1	1	58
06:15	0	0	0	2	5	14	18	14	11	5	2	0	0	71
06:30	0	3	3	7	18	21	12	13	7	2	1	0	0	77
06:45	0	7	20	18	14	10	4	1	0	0	0	0	0	74
07:00	2	19	33	31	28	13	5	1	1	0	0	0	0	133
07:15	1	30	75	54	43	12	7	2	1	0	0	0	0	225
07:30	7	46	84	71	81	30	12	6	3	1	0	0	0	341
07:45	0	0	3	29	96	133	65	17	10	3	0	0	0	356
08:00	0	0	1	14	77	171	85	17	9	2	1	0	0	371
08:15	0	0	3	10	49	120	81	29	9	3	2	1	0	307
08:30	0	0	3	11	86	110	72	48	14	4	0	0	0	348
08:45	0	0	1	9	51	107	90	32	5	2	0	0	0	297
09:00	0	0	1	7	30	53	55	34	23	14	1	0	1	219
09:15	0	0	0	6	25	45	59	32	19	12	4	0	0	202
09:30	0	0	0	6	41	77	36	28	15	8	0	1	0	216
09:45	0	0	0	2	21	48	32	24	22	12	1	1	1	164
10:00	0	0	3	0	15	56	45	39	22	11	1	1	0	193
10:15	0	0	0	0	17	38	48	38	19	7	3	0	1	177
10:30	0	0	0	6	29	56	40	30	22	13	1	0	0	197
10:45	0	0	0	6	24	53	45	26	11	7	3	0	0	174
11:00	0	0	0	1	14	47	40	32	19	10	0	1	0	164
11:15	0	0	2	6	35	54	44	40	16	6	1	0	0	204
11:30	0	0	0	7	26	46	37	28	25	15	4	3	0	191
11:45	0	0	1	4	28	58	41	32	16	0	0	0	0	180
12:00 PM	0	0	0	4	23	55	46	45	26	8	1	1	0	209
12:15	0	0	0	3	22	46	38	40	25	2	5	1	1	183
12:30	0	0	0	4	23	53	42	28	16	11	5	0	0	182
12:45	0	0	0	4	32	48	50	34	21	3	2	0	0	194
13:00	0	0	0	12	33	66	41	29	12	5	2	1	0	201
13:15	0	0	0	3	27	60	39	25	26	13	2	0	0	195
13:30	0	0	0	5	19	60	66	32	26	5	3	0	0	217
13:45	0	0	0	5	25	45	45	32	22	5	4	0	0	183
14:00	0	0	1	5	48	86	38	28	10	3	1	0	0	220
14:15	0	0	1	9	56	58	64	17	9	6	2	0	0	222
14:30	2	0	8	11	34	52	42	20	7	0	0	0	0	176
14:45	0	22	92	96	52	18	9	5	3	1	0	0	0	298
15:00	5	24	66	72	40	48	39	18	10	1	0	0	0	314
15:15	0	2	1	9	51	92	78	13	6	1	0	0	0	253
15:30	0	1	4	22	53	110	69	26	7	2	0	0	0	294
15:45	0	0	1	9	65	145	78	23	10	5	0	0	0	336
16:00	0	3	0	5	26	46	70	63	20	11	4	1	0	249
16:15	0	0	0	2	17	69	71	69	38	9	3	0	0	279
16:30	0	0	0	2	5	32	68	99	62	31	7	1	0	307
16:45	0	0	0	0	19	66	54	66	43	18	4	0	0	270
17:00	0	0	1	6	28	67	88	84	43	13	2	1	0	333
17:15	0	0	3	2	29	55	61	77	52	13	2	1	2	297
17:30	0	0	0	5	33	40	65	82	50	13	4	1	0	293
17:45	0	0	0	3	15	30	61	74	79	38	13	6	4	316
18:00	0	0	0	7	27	58	65	69	42	18	0	2	3	291
18:15	0	0	0	3	31	56	69	69	29	13	2	2	0	274
18:30	0	0	0	4	17	51	61	67	45	16	2	2	0	265
18:45	0	0	0	0	13	27	55	61	33	12	3	2	1	207
19:00	0	0	0	1	13	20	40	60	35	10	0	0	0	188
19:15	0	0	0	3	17	28	39	48	29	14	5	2	4	189
19:30	0	0	0	0	12	20	42	40	31	6	4	1	1	157
19:45	0	0	0	1	9	13	25	34	31	12	3	1	0	129
20:00	0	0	0	2	18	29	29	24	17	5	4	1	0	128
20:15	0	0	0	2	6	21	43	35	26	20	5	1	1	161
20:30	0	0	0	4	19	34	26	22	17	7	7	0	0	120
20:45	0	0	0	3	7	15	38	24	28	14	2	0	1	132
21:00	0	0	0	3	6	16	37	31	18	6	3	0	0	120
21:15	0	0	0	7	19	22	39	24	22	5	1	2	0	141
21:30	0	0	0	0	12	31	35	14	20	4	3	0	0	119
21:45	0	0	0	6	14	9	34	19	26	6	5	4	1	89
22:00	0	0	0	1	5	18	22	27	10	9	3	0	0	95
22:15	0	0	0	0	9	12	12	13	9	3	3	1	0	62
22:30	0	0	0	3	10	6	11	8	7	5	0	1	0	51
22:45	0	0	0	2	8	12	10	4	3	4	1	0	0	44
23:00	0	0	0	0	3	6	10	7	5	4	0	1	0	36
23:15	0	0	0	0	2	8	5	6	6	0	0	0	0	27
23:30	0	0	0	1	7	4	6	3	5	2	0	0	1	29
23:45	0	0	0	0	0	7	6	5	5	0	1	1	0	25
<b>Totals</b>	<b>17</b>	<b>157</b>	<b>423</b>	<b>683</b>	<b>2001</b>	<b>3509</b>	<b>3123</b>	<b>2363</b>	<b>1367</b>	<b>502</b>	<b>140</b>	<b>43</b>	<b>26</b>	<b>14356</b>
% of Totals	0%	1%	3%	5%	14%	24%	22%	16%	10%	3%	1%	0%	0%	100%

AM Peak Hour	PM Peak Hour	Directional Peak Periods	AM 7-9	NOON 12-2	PM 4-6	Off Peak Volumes
10	7	Volume	2384	1564	2344	8064
10%	7%	%	17%	11%	16%	56%

Street Name	Direction	15th	50th	Average	85th	95th	ADT
Stirling Rd	East Bound	32	44	42	52	56	15577
Stirling Rd	West Bound	32	41	41	50	55	14356

Stirling Rd E/O NW 89th Ave

Day: Thursday  
Date: 5/18/2023

City: Cooper City  
Project #: FL23\_140259\_042

Summary

Time	< 15	15 - 19	20 - 24	25 - 29	30 - 34	35 - 39	40 - 44	45 - 49	50 - 54	55 - 59	60 - 64	65 - 69	70 +	Total
00:00 AM	0	0	0	0	3	5	16	17	9	9	3	0	1	63
00:15	0	0	1	1	1	5	6	17	13	7	3	0	2	56
00:30	0	0	0	0	1	4	5	8	5	5	2	0	1	31
00:45	0	0	0	0	1	4	9	9	10	3	3	1	0	40
01:00	0	0	0	1	4	13	10	5	7	0	0	0	0	40
01:15	0	0	0	0	1	3	5	10	1	1	4	0	0	25
01:30	0	0	0	1	0	2	9	5	5	6	0	0	0	28
01:45	0	0	0	0	0	1	1	10	5	4	1	0	0	22
02:00	0	0	1	0	1	3	2	4	6	4	1	1	1	23
02:15	0	0	0	0	0	1	6	6	3	0	1	1	0	18
02:30	0	0	0	0	0	1	4	4	4	2	0	1	0	17
02:45	0	0	0	0	0	0	0	4	4	2	1	0	0	11
03:00	0	0	0	0	0	1	4	1	3	2	0	0	0	11
03:15	0	0	0	0	0	1	2	5	4	1	0	0	0	13
03:30	0	0	0	0	1	1	4	7	6	5	0	0	1	25
03:45	0	0	0	0	0	0	3	3	2	2	1	0	0	11
04:00	0	0	0	0	0	1	1	9	5	2	1	0	0	19
04:15	0	0	0	0	1	0	3	3	5	0	1	0	1	14
04:30	0	0	0	0	4	3	6	11	7	3	3	0	0	37
04:45	0	0	0	1	1	2	3	5	6	6	1	1	1	27
05:00	0	0	0	0	2	2	7	9	3	0	0	0	0	23
05:15	0	0	0	0	3	4	5	12	4	6	5	0	0	38
05:30	0	0	1	2	5	8	12	9	13	5	0	0	1	56
05:45	0	0	0	2	4	11	14	18	10	7	3	0	2	71
06:00	0	0	2	1	10	11	22	23	19	8	5	1	1	103
06:15	0	0	0	3	5	23	30	32	31	8	9	2	0	143
06:30	0	6	12	18	24	35	30	30	11	5	2	0	0	167
06:45	1	10	35	45	41	23	13	4	3	1	0	0	0	176
07:00	6	30	57	66	55	45	11	8	2	0	0	0	0	280
07:15	18	64	149	111	81	34	21	12	6	1	0	0	0	497
07:30	21	77	132	120	107	62	38	20	9	2	0	0	0	588
07:45	4	10	20	62	141	186	124	42	19	8	1	1	0	616
08:00	2	6	15	35	112	222	126	51	21	8	1	1	0	612
08:15	1	2	12	36	83	168	144	82	27	8	2	1	0	566
08:30	8	6	12	26	118	180	158	84	20	6	0	0	0	618
08:45	6	12	12	34	100	162	127	59	14	6	0	0	0	532
09:00	0	0	1	12	46	71	100	95	53	19	3	1	1	402
09:15	1	0	0	8	36	76	88	88	50	22	5	0	0	385
09:30	1	0	0	8	47	87	75	88	47	25	4	3	0	385
09:45	0	0	1	4	26	65	95	86	64	18	2	1	1	363
10:00	0	1	4	0	20	78	100	99	54	17	2	1	0	376
10:15	0	0	1	10	30	62	80	78	44	14	3	0	1	323
10:30	1	0	0	8	33	81	83	96	50	25	6	1	1	385
10:45	0	3	0	6	31	68	89	87	49	13	5	0	0	352
11:00	0	1	1	2	25	71	80	88	55	20	2	1	1	347
11:15	0	1	2	7	40	66	105	109	45	15	2	2	0	394
11:30	0	3	1	9	40	71	85	95	53	24	9	3	0	393
11:45	0	0	4	8	40	81	83	101	47	14	3	1	0	382
12:00 PM	0	0	2	5	30	65	101	107	74	17	9	3	0	413
12:15	0	0	0	5	28	66	82	109	76	23	13	2	1	415
12:30	0	0	1	4	28	77	78	105	73	29	6	1	0	402
12:45	0	0	0	5	38	76	112	110	57	18	4	0	0	420
13:00	0	2	1	13	42	97	106	88	61	13	3	4	0	430
13:15	0	0	0	9	44	85	100	104	68	26	4	1	0	441
13:30	0	0	2	7	23	63	145	113	71	13	4	0	0	462
13:45	0	0	0	9	36	84	124	130	65	13	7	1	0	469
14:00	0	0	2	6	64	116	98	94	46	15	3	0	0	444
14:15	0	0	4	19	71	81	134	94	52	20	4	0	0	479
14:30	5	15	18	60	81	111	73	56	19	0	0	0	0	438
14:45	91	90	138	127	62	29	23	19	11	3	1	0	0	594
15:00	49	67	108	123	73	77	51	31	14	2	0	0	0	595
15:15	6	29	21	37	98	146	140	35	16	5	0	0	0	533
15:30	16	20	27	58	109	173	118	73	20	5	1	1	0	621
15:45	27	29	46	55	110	191	116	54	27	11	2	0	0	668
16:00	0	4	4	21	49	88	156	151	64	19	7	1	0	564
16:15	1	0	0	12	28	108	151	158	79	16	4	1	0	564
16:30	0	0	4	8	44	117	212	162	71	14	3	1	0	636
16:45	0	1	5	7	34	123	143	171	73	34	9	1	0	601
17:00	0	1	3	8	43	97	196	196	89	32	6	2	0	673
17:15	1	6	17	9	48	123	197	170	89	21	2	2	2	687
17:30	5	7	9	11	58	108	155	186	88	25	6	2	0	660
17:45	6	10	6	9	28	62	122	166	86	22	9	4	0	695
18:00	0	6	7	17	53	120	158	158	71	34	4	2	4	634
18:15	0	0	5	9	48	101	163	158	70	26	10	2	2	594
18:30	0	1	1	5	19	85	137	158	109	34	3	2	0	554
18:45	2	3	11	17	35	58	111	118	74	23	6	2	1	461
19:00	0	0	0	0	42	45	86	132	90	31	10	1	0	427
19:15	0	0	0	2	4	18	40	114	153	80	21	6	2	454
19:30	0	0	0	5	18	41	88	121	72	18	8	2	1	374
19:45	0	0	0	2	17	28	70	100	78	24	6	4	1	330
20:00	0	0	0	4	8	30	45	64	87	54	19	8	2	322
20:15	0	0	2	7	30	63	91	88	40	10	3	1	1	336
20:30	0	0	0	5	27	53	73	83	63	17	4	2	0	304
20:45	0	0	3	7	24	63	71	69	58	23	1	2	0	321
21:00	0	1	0	3	10	32	74	81	50	19	10	2	0	282
21:15	0	0	0	8	21	35	68	82	52	12	3	3	0	284
21:30	1	1	0	0	13	46	57	54	50	16	7	1	2	247
21:45	1	0	0	11	19	39	49	63	29	14	6	4	3	208
22:00	0	0	0	2	8	29	53	61	30	15	5	2	1	206
22:15	0	0	0	0	9	22	31	26	25	7	9	1	0	130
22:30	0	0	0	3	10	6	23	24	23	7	2	0	1	99
22:45	0	0	0	2	9	14	21	19	8	7	5	0	0	85
23:00	1	0	0	0	3	7	15	19	12	12	2	1	1	78
23:15	0	0	0	0	3	13	13	18	15	2	0	1	1	65
23:30	0	0	1	1	7	9	10	11	19	10	1	0	1	70
23:45	0	0	0	0	1	11	20	22	9	1	2	2	0	68
<b>Totals</b>	<b>281</b>	<b>524</b>	<b>940</b>	<b>1389</b>	<b>3071</b>	<b>5541</b>	<b>6721</b>	<b>6355</b>	<b>3466</b>	<b>1167</b>	<b>327</b>	<b>92</b>	<b>48</b>	<b>29933</b>
<b>% of Totals</b>	<b>1%</b>	<b>2%</b>	<b>3%</b>	<b>5%</b>	<b>10%</b>	<b>19%</b>	<b>22%</b>	<b>21%</b>	<b>12%</b>	<b>4%</b>	<b>1%</b>	<b>0%</b>	<b>0%</b>	<b>100%</b>

Directional Peak Periods	AM 7-9	NOON 12-2	PM 4-6	Off Peak Volumes
All Classes	Volume 4309	Volume 3452	Volume 5080	Volume 17092
	% 14%	% 12%	% 17%	% 57%

Street Name	Direction	15th	50th	Average	85th	95th	ADT
Stirling Rd	Summary	32	42	42	51	56	29933

# SPEED

Stirling Rd E/O NW 89th Ave

Day: Thursday  
Date: 5/18/2023

City: Cooper City  
Project #: FL23\_140259\_042e

## East Bound

Time	< 15	15 - 19	20 - 24	25 - 29	30 - 34	35 - 39	40 - 44	45 - 49	50 - 54	55 - 59	60 - 64	65 - 69	70 +	Total
00:00 AM	0	0	0	0	2	7	25	26	26	21	10	0	2	119
01:00	0	0	1	0	1	10	15	22	12	9	3	0	0	73
02:00	0	0	1	0	1	0	7	15	11	5	2	2	0	44
03:00	0	0	0	0	1	0	5	13	11	6	1	0	1	38
04:00	0	0	0	0	0	0	5	15	14	6	5	1	1	47
05:00	0	0	1	0	2	4	20	26	16	10	6	0	3	88
06:00	1	6	24	33	41	41	50	48	42	10	11	2	0	309
07:00	39	86	163	174	136	139	105	56	21	7	0	0	0	926
08:00	17	26	43	87	150	224	237	150	47	17	0	1	0	999
09:00	1	0	1	11	38	76	186	239	131	38	8	3	2	734
10:00	1	4	2	8	29	86	174	227	123	31	8	1	1	695
11:00	0	5	5	8	42	84	191	261	124	42	11	3	1	777
12:00 PM	0	0	3	4	24	82	207	284	192	63	19	4	0	882
13:00	0	2	2	13	41	118	284	317	180	37	7	5	0	1006
14:00	94	83	60	91	88	123	175	193	99	28	5	0	0	1039
15:00	93	118	131	161	181	192	170	113	44	14	3	1	0	1221
16:00	1	2	16	36	61	187	368	382	155	38	11	3	0	1260
17:00	12	24	33	35	91	227	426	416	152	48	9	3	0	1476
18:00	2	10	24	34	67	172	319	326	175	58	16	0	3	1206
19:00	0	0	2	9	21	82	222	324	194	52	9	5	2	922
20:00	0	0	4	8	38	91	185	227	124	50	10	4	1	742
21:00	2	1	0	1	9	49	118	185	115	41	15	7	4	547
22:00	0	0	0	1	4	23	73	78	57	15	14	2	1	268
23:00	1	0	1	0	2	15	31	49	34	19	4	2	1	159
<b>Totals</b>	<b>264</b>	<b>367</b>	<b>517</b>	<b>714</b>	<b>1070</b>	<b>2032</b>	<b>3598</b>	<b>3992</b>	<b>2099</b>	<b>665</b>	<b>187</b>	<b>49</b>	<b>23</b>	<b>15577</b>
<b>% of Totals</b>	<b>2%</b>	<b>2%</b>	<b>3%</b>	<b>5%</b>	<b>7%</b>	<b>13%</b>	<b>23%</b>	<b>26%</b>	<b>13%</b>	<b>4%</b>	<b>1%</b>	<b>0%</b>	<b>0%</b>	<b>100%</b>

<b>AM Volumes</b>	59	127	241	321	443	671	1020	1098	578	202	65	13	11	4849
<b>% AM</b>	0%	1%	2%	2%	3%	4%	7%	7%	4%	1%	0%	0%	0%	31%
<b>AM Peak Hour</b>	07:00	07:00	07:00	07:00	08:00	08:00	08:00	11:00	09:00	11:00	06:00	09:00	05:00	08:00
<b>Volume</b>	39	86	163	174	150	224	237	261	131	42	11	3	3	999
<b>PM Volumes</b>	205	240	276	393	627	1361	2578	2894	1521	463	122	36	12	10728
<b>% PM</b>	1%	2%	2%	3%	4%	9%	17%	19%	10%	3%	1%	0%	0%	69%
<b>PM Peak Hour</b>	14:00	15:00	15:00	15:00	15:00	17:00	17:00	17:00	19:00	12:00	12:00	21:00	21:00	17:00
<b>Volume</b>	94	118	131	161	181	227	426	416	194	63	19	7	4	1476

Directional Peak Periods All Speeds	AM 7-9		NOON 12-2		PM 4-6		Off Peak Volumes	
	Volume	%	Volume	%	Volume	%	Volume	%
	1925	↔ 12%	1888	↔ 12%	2736	↔ 18%	9028	↔ 58%

Street Name	Direction	Percentiles					ADT
		15th	50th	Average	85th	95th	
Stirling Rd	East Bound	32	44	42	52	56	15577
Stirling Rd	West Bound	32	41	41	50	55	14356



# SPEED

## Stirling Rd E/O NW 89th Ave

Day: Thursday  
Date: 5/18/2023

City: Cooper City  
Project #: FL23\_140259\_042w

### West Bound

Time	< 15	15 - 19	20 - 24	25 - 29	30 - 34	35 - 39	40 - 44	45 - 49	50 - 54	55 - 59	60 - 64	65 - 69	70 +	Total
00:00 AM	0	0	1	1	4	11	11	25	11	3	1	1	2	71
01:00	0	0	0	1	4	9	10	8	6	2	2	0	0	42
02:00	0	0	0	0	1	5	5	3	6	3	1	1	0	25
03:00	0	0	0	0	0	3	8	3	4	4	0	0	0	22
04:00	0	0	0	1	6	6	8	13	9	5	1	0	1	50
05:00	0	0	0	4	12	21	18	22	14	8	2	0	0	101
06:00	0	10	25	28	39	51	45	41	22	12	5	1	1	280
07:00	10	95	195	185	248	188	89	26	15	4	0	0	0	1055
08:00	0	0	8	44	263	508	328	126	37	11	3	1	0	1329
09:00	0	0	1	21	117	223	182	118	83	46	6	2	2	801
10:00	0	0	3	16	85	203	178	133	74	38	8	1	2	741
11:00	0	0	3	18	103	205	162	132	76	31	5	4	0	739
12:00 PM	0	0	0	15	100	202	176	147	88	24	13	2	1	768
13:00	0	0	1	25	104	231	191	118	86	28	11	1	0	796
14:00	2	22	102	121	190	214	153	70	29	10	3	0	0	916
15:00	5	27	72	112	209	395	255	80	33	9	0	0	0	1197
16:00	0	3	2	12	94	249	294	260	132	45	12	1	1	1105
17:00	0	0	5	22	120	223	288	322	183	52	14	7	3	1239
18:00	0	0	0	14	88	192	250	266	149	59	7	8	4	1037
19:00	0	0	0	5	51	81	146	182	126	42	21	4	5	663
20:00	0	0	5	19	73	133	114	100	68	19	6	3	1	541
21:00	0	0	0	14	46	83	130	95	66	20	11	3	1	469
22:00	0	0	0	6	32	48	55	52	29	21	7	1	1	252
23:00	0	0	0	1	12	25	27	21	21	6	1	2	1	117
<b>Totals</b>	<b>17</b>	<b>157</b>	<b>423</b>	<b>685</b>	<b>2001</b>	<b>3509</b>	<b>3123</b>	<b>2363</b>	<b>1367</b>	<b>502</b>	<b>140</b>	<b>43</b>	<b>26</b>	<b>14356</b>
<b>% of Totals</b>	<b>0%</b>	<b>1%</b>	<b>3%</b>	<b>5%</b>	<b>14%</b>	<b>24%</b>	<b>22%</b>	<b>16%</b>	<b>10%</b>	<b>3%</b>	<b>1%</b>	<b>0%</b>	<b>0%</b>	<b>100%</b>

<b>AM Volumes</b>	10	105	236	319	882	1433	1044	650	357	167	34	11	8	5256
<b>% AM</b>	0%	1%	2%	2%	6%	10%	7%	5%	2%	1%	0%	0%	0%	37%
<b>AM Peak Hour</b>	07:00	07:00	07:00	07:00	08:00	08:00	08:00	10:00	09:00	09:00	10:00	11:00		08:00
<b>Volume</b>	10	95	195	185	263	508	328	133	83	46	8	4	2	1329
<b>PM Volumes</b>	7	52	187	366	1119	2076	2079	1713	1010	335	106	32	18	9100
<b>% PM</b>	0%	0%	1%	3%	8%	14%	14%	12%	7%	2%	1%	0%	0%	63%
<b>PM Peak Hour</b>	15:00	15:00	14:00	14:00	15:00	15:00	16:00	17:00	17:00	18:00	19:00	18:00	19:00	17:00
<b>Volume</b>	5	27	102	121	209	395	294	322	183	59	21	8	5	1239

Directional Peak Periods All Speeds	AM 7-9		NOON 12-2		PM 4-6		Off Peak Volumes	
	Volume	%	Volume	%	Volume	%	Volume	%
	2384	17%	1564	11%	2344	16%	8064	56%

Street Name	Direction	Percentiles					ADT
		15th	50th	Average	85th	95th	
Stirling Rd	East Bound	32	44	42	52	56	15577
Stirling Rd	West Bound	32	41	41	50	55	14356

# SPEED

Stirling Rd E/O NW 89th Ave

Day: Thursday  
Date: 5/18/2023

City: Cooper City  
Project #: FL23\_140259\_042

## Summary

Time	< 15	15 - 19	20 - 24	25 - 29	30 - 34	35 - 39	40 - 44	45 - 49	50 - 54	55 - 59	60 - 64	65 - 69	70 +	Total
00:00 AM	0	0	1	1	6	18	36	51	37	24	11	1	4	190
01:00	0	0	1	1	5	19	25	30	18	11	5	0	0	115
02:00	0	0	1	0	2	5	12	18	17	8	3	3	0	69
03:00	0	0	0	0	1	3	13	16	15	10	1	0	1	60
04:00	0	0	0	1	6	6	13	28	23	11	6	1	2	97
05:00	0	0	1	4	14	25	38	48	30	18	8	0	3	189
06:00	1	16	49	61	80	92	95	89	64	22	16	3	1	589
07:00	49	181	358	359	384	327	194	82	36	11	0	0	0	1981
08:00	17	26	51	131	413	732	565	276	84	28	3	2	0	2328
09:00	1	0	2	32	155	299	368	357	214	84	14	5	4	1535
10:00	1	4	5	24	114	289	352	360	197	69	16	2	3	1436
11:00	0	5	8	26	145	289	353	393	200	73	16	7	1	1516
12:00 PM	0	0	3	19	124	284	383	431	280	87	32	6	1	1650
13:00	0	2	3	38	145	349	475	435	266	65	18	6	0	1802
14:00	96	105	162	212	278	337	328	263	128	38	8	0	0	1955
15:00	98	145	203	273	390	587	425	193	77	23	3	1	0	2418
16:00	1	5	18	48	155	436	662	642	287	83	23	4	1	2365
17:00	12	24	38	57	211	450	714	738	335	100	23	10	3	2715
18:00	2	10	24	48	155	364	569	592	324	117	23	8	7	2243
19:00	0	0	2	14	72	163	368	506	320	94	30	9	7	1585
20:00	0	0	9	27	111	224	299	327	192	69	16	7	2	1283
21:00	2	1	0	15	55	132	248	280	181	61	26	10	5	1016
22:00	0	0	0	7	36	71	128	130	86	36	21	3	2	520
23:00	1	0	1	1	14	40	58	70	55	25	5	4	2	276
<b>Totals</b>	<b>281</b>	<b>524</b>	<b>940</b>	<b>1399</b>	<b>3071</b>	<b>5541</b>	<b>6721</b>	<b>6355</b>	<b>3466</b>	<b>1167</b>	<b>327</b>	<b>92</b>	<b>49</b>	<b>29933</b>
<b>% of Totals</b>	<b>1%</b>	<b>2%</b>	<b>3%</b>	<b>5%</b>	<b>10%</b>	<b>19%</b>	<b>22%</b>	<b>21%</b>	<b>12%</b>	<b>4%</b>	<b>1%</b>	<b>0%</b>	<b>0%</b>	<b>100%</b>

<b>AM Volumes</b>	69	232	477	640	1325	2104	2064	1748	935	369	99	24	19	10105
<b>% AM</b>	0%	1%	2%	2%	4%	7%	7%	6%	3%	1%	0%	0%	0%	34%
<b>AM Peak Hour</b>	07:00	07:00	07:00	07:00	08:00	08:00	08:00	11:00	09:00	09:00	06:00	11:00		08:00
<b>Volume</b>	49	181	358	359	413	732	565	393	214	84	16	7	4	2328
<b>PM Volumes</b>	212	292	463	759	1746	3437	4657	4607	2531	798	228	68	30	19828
<b>% PM</b>	1%	1%	2%	3%	6%	11%	16%	15%	8%	3%	1%	0%	0%	66%
<b>PM Peak Hour</b>	15:00	15:00	15:00	15:00	15:00	15:00	17:00	17:00	17:00	18:00	12:00	17:00	18:00	17:00
<b>Volume</b>	98	145	203	273	390	587	714	738	335	117	32	10	7	2715

Directional Peak Periods		AM 7-9		NOON 12-2		PM 4-6		Off Peak Volumes	
All Speeds		Volume	%	Volume	%	Volume	%	Volume	%
		4309	↔ 14%	3452	↔ 12%	5080	↔ 17%	17092	↔ 57%

Street Name	Direction	Percentiles					ADT
		15th	50th	Average	85th	95th	
Stirling Rd	Summary	32	42	42	51	56	29933

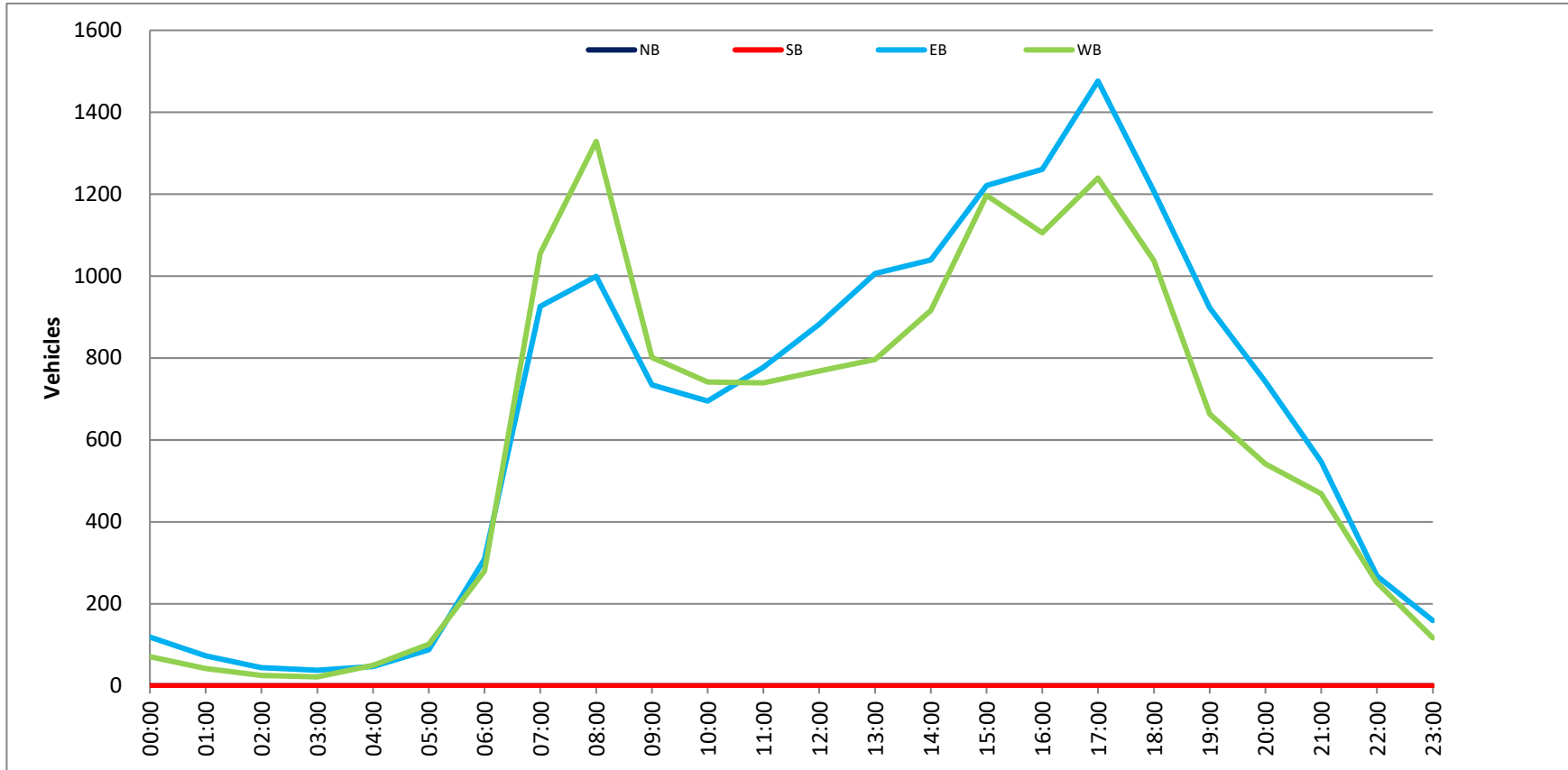
# VOLUME

Stirling Rd E/O NW 89th Ave

Day: Thursday  
 Date: 5/18/2023

City: Cooper City  
 Project #: FL23\_140259\_042

DAILY TOTALS		NB		WB		TOTAL		EB		WB		TOTAL	
		NB	SB	WB	SB	EB	WB	SB	EB	WB	SB	EB	WB
DAILY TOTALS		0		14,356		10,105		15,577		14,356		29,933	
SPLIT %		48.0%		52.0%		33.8%		54.1%		45.9%		66.2%	
TOTALS		4849		5256		10105		10728		9100		19828	
SPLIT %		48.0%		52.0%		33.8%		54.1%		45.9%		66.2%	
DAILY TOTALS		0		14,356		10,105		15,577		14,356		29,933	
TOTAL		0		14,356		10,105		15,577		14,356		29,933	
AM Period	NB	SB	EB	WB	SB	TOTAL	PMI Period	NB	SB	EB	WB	TOTAL	
00:00	0	0	38	25	63	63	12:00	0	0	204	209	413	
00:15	0	0	32	24	56	56	12:15	0	0	232	183	415	
00:30	0	0	21	10	31	31	12:30	0	0	220	182	402	
00:45	0	0	28	119	12	40	12:45	0	0	226	882	194	768
01:00	0	0	27	13	40	40	13:00	0	0	229	201	430	
01:15	0	0	14	11	25	25	13:15	0	0	246	195	441	
01:30	0	0	20	8	28	28	13:30	0	0	245	217	462	
01:45	0	0	12	73	10	22	13:45	0	0	286	1006	183	796
02:00	0	0	18	5	23	23	14:00	0	0	224	220	444	
02:15	0	0	9	9	18	18	14:15	0	0	257	222	479	
02:30	0	0	9	8	17	17	14:30	0	0	262	176	438	
02:45	0	0	8	44	3	11	14:45	0	0	296	1039	298	916
03:00	0	0	8	3	11	11	15:00	0	0	282	314	596	
03:15	0	0	7	6	13	13	15:15	0	0	280	253	533	
03:30	0	0	16	9	25	25	15:30	0	0	327	294	621	
03:45	0	0	38	4	22	11	15:45	0	0	332	1221	336	1197
04:00	0	0	10	9	19	19	16:00	0	0	315	249	564	
04:15	0	0	4	10	14	14	16:15	0	0	285	279	564	
04:30	0	0	20	17	37	37	16:30	0	0	329	307	636	
04:45	0	0	13	47	14	27	16:45	0	0	331	1260	270	1105
05:00	0	0	8	15	23	23	17:00	0	0	340	333	673	
05:15	0	0	21	18	39	39	17:15	0	0	390	297	687	
05:30	0	0	27	29	56	56	17:30	0	0	367	293	660	
05:45	0	0	32	88	39	71	17:45	0	0	379	1476	316	1239
06:00	0	0	45	58	103	103	18:00	0	0	343	291	634	
06:15	0	0	72	71	143	143	18:15	0	0	320	274	594	
06:30	0	0	90	77	167	167	18:30	0	0	289	265	554	
06:45	0	0	102	74	176	176	18:45	0	0	254	1206	207	1037
07:00	0	0	147	133	280	280	19:00	0	0	239	188	427	
07:15	0	0	272	225	497	497	19:15	0	0	265	189	454	
07:30	0	0	247	341	588	588	19:30	0	0	217	157	374	
07:45	0	0	260	356	616	616	19:45	0	0	201	922	129	663
08:00	0	0	235	377	612	612	20:00	0	0	194	128	322	
08:15	0	0	259	307	566	566	20:15	0	0	175	161	336	
08:30	0	0	270	348	618	618	20:30	0	0	184	120	304	
08:45	0	0	235	297	532	532	20:45	0	0	189	742	132	541
09:00	0	0	183	219	402	402	21:00	0	0	162	120	282	
09:15	0	0	183	202	385	385	21:15	0	0	143	141	284	
09:30	0	0	169	216	385	385	21:30	0	0	128	119	247	
09:45	0	0	199	734	164	801	21:45	0	0	114	547	89	469
10:00	0	0	183	193	376	376	22:00	0	0	111	95	206	
10:15	0	0	146	177	323	323	22:15	0	0	68	62	130	
10:30	0	0	188	197	385	385	22:30	0	0	48	51	99	
10:45	0	0	178	695	174	741	22:45	0	0	41	268	44	252
11:00	0	0	183	164	347	347	23:00	0	0	37	36	73	
11:15	0	0	190	204	394	394	23:15	0	0	38	27	65	
11:30	0	0	202	191	393	393	23:30	0	0	41	29	70	
11:45	0	0	202	777	180	739	23:45	0	0	43	159	25	117
TOTALS	4849		5256		10105		TOTALS	10728		9100		19828	
SPLIT %	48.0%		52.0%		33.8%		SPLIT %	54.1%		45.9%		66.2%	
DAILY TOTALS		0		14,356		10,105		15,577		14,356		29,933	
TOTAL		0		14,356		10,105		15,577		14,356		29,933	
AM Peak Hour	07:45	07:45	07:45	07:45	07:45	07:45	PMI Peak Hour	17:15	17:00	17:00	17:00	17:00	
AM Pk Volume	1024	1388	2412	1388	2412	2412	PMI Pk Volume	1479	1239	1239	1239	2715	
Pk Hr Factor	0.948	0.920	0.976	0.920	0.976	0.976	Pk Hr Factor	0.948	0.930	0.930	0.977	0.977	
7 - 9 Volume	0	0	2384	2384	4309	4309	4 - 6 Volume	0	0	2736	2344	5080	
7 - 9 Peak Hour	07:45	07:45	07:45	07:45	07:45	07:45	4 - 6 Peak Hour	17:00	17:00	17:00	17:00	17:00	
7 - 9 Pk Volume	1024	1388	2412	1388	2412	2412	4 - 6 Pk Volume	1476	1239	1239	1239	2715	
Pk Hr Factor	0.948	0.920	0.976	0.920	0.976	0.976	Pk Hr Factor	0.946	0.930	0.930	0.977	0.977	



Time	< 15	15 - 19	20 - 24	25 - 29	30 - 34	35 - 39	40 - 44	45 - 49	50 - 54	55 - 59	60 - 64	65 - 69	70 +	Total
00:00 AM	0	0	0	0	1	3	4	1	0	0	0	0	0	9
00:15	0	0	0	0	0	5	5	2	0	0	0	0	0	12
00:30	0	0	0	0	1	4	5	2	0	0	0	0	0	12
00:45	0	0	0	0	0	4	6	2	0	0	0	0	0	12
01:00	0	0	0	0	1	5	7	3	1	0	0	0	1	17
01:15	0	0	0	0	1	3	4	2	0	0	0	0	0	10
01:30	0	0	0	0	1	2	1	0	0	0	0	0	0	4
01:45	0	0	0	0	1	3	4	2	0	0	0	0	0	10
02:00	0	0	0	0	0	2	2	1	0	0	0	0	0	5
02:15	0	0	0	0	0	2	3	1	0	0	0	0	0	6
02:30	0	0	0	0	0	1	1	0	0	0	0	0	0	2
02:45	0	0	0	0	0	2	2	1	0	0	0	0	0	5
03:00	0	0	0	0	0	0	1	0	0	0	0	0	0	1
03:15	0	0	0	0	0	2	2	1	0	0	0	0	0	5
03:30	0	0	0	0	0	2	2	1	0	0	0	0	0	5
03:45	0	0	0	0	0	2	3	1	0	0	0	0	0	6
04:00	0	0	0	0	1	3	2	1	0	0	0	0	0	7
04:15	0	0	0	0	1	2	3	1	0	0	0	0	0	7
04:30	0	0	0	0	1	3	4	2	0	0	0	0	0	10
04:45	0	0	0	0	0	1	4	5	2	0	0	0	0	12
05:00	0	0	0	0	0	2	3	1	0	0	0	0	0	6
05:15	0	0	0	0	2	7	10	4	1	0	0	0	0	24
05:30	0	0	0	0	2	9	13	5	1	0	0	0	0	30
05:45	0	0	0	0	1	3	12	16	6	1	0	0	0	39
06:00	0	0	0	0	1	4	16	21	8	2	0	0	0	52
06:15	0	0	0	0	1	4	18	25	10	2	0	0	0	60
06:30	0	0	0	0	1	5	22	30	12	3	1	0	0	74
06:45	0	0	0	0	2	8	35	47	19	4	1	0	0	116
07:00	0	0	0	0	3	16	61	81	32	7	2	0	0	202
07:15	0	0	0	0	6	22	78	104	41	9	0	0	0	260
07:30	0	0	0	0	6	19	88	119	47	10	2	0	0	291
07:45	0	0	0	0	5	24	86	116	46	10	2	0	0	289
08:00	0	0	0	0	2	19	90	120	48	10	4	0	0	293
08:15	0	0	0	0	4	23	86	115	45	10	3	0	0	286
08:30	0	0	0	0	5	24	81	109	43	9	4	0	0	275
08:45	0	0	0	0	1	13	75	101	40	9	2	0	0	241
09:00	0	0	0	0	2	11	60	80	32	7	2	0	0	194
09:15	0	0	0	0	0	10	61	68	27	6	0	0	0	162
09:30	0	0	0	0	3	11	47	63	25	5	1	0	0	155
09:45	0	0	0	0	2	11	52	70	28	6	1	0	0	170
10:00	0	0	0	0	2	12	52	69	27	6	1	0	0	169
10:15	0	0	0	0	2	11	45	60	24	5	1	0	0	148
10:30	0	0	0	0	2	10	41	54	22	5	1	0	0	135
10:45	0	0	0	0	1	15	44	59	22	4	5	0	0	144
11:00	0	0	1	1	9	48	59	21	1	4	0	0	0	144
11:15	0	0	0	1	7	43	66	17	8	0	1	1	0	144
11:30	0	0	0	0	3	8	50	57	21	6	0	0	0	145
11:45	0	0	1	2	8	40	61	29	1	1	0	0	0	143
12:00 PM	0	0	0	4	16	44	60	27	4	3	0	0	0	158
12:15	0	0	0	1	6	35	59	34	8	1	2	0	0	146
12:30	0	0	0	4	7	48	61	23	6	2	0	0	0	151
12:45	0	0	0	2	12	48	61	23	4	1	0	0	0	151
13:00	0	0	0	2	7	43	57	26	6	0	0	0	0	141
13:15	0	0	0	6	7	47	64	37	6	4	0	0	0	171
13:30	0	0	0	0	7	46	70	31	6	2	0	0	0	152
13:45	0	1	0	5	16	54	53	22	6	1	1	0	0	159
14:00	0	0	0	2	12	46	73	29	7	0	1	0	0	170
14:15	0	0	0	2	9	67	94	25	9	0	1	0	0	207
14:30	0	0	0	2	14	75	62	33	7	0	0	0	0	193
14:45	0	0	0	3	15	56	84	32	14	2	1	0	0	207
15:00	0	0	0	2	22	94	77	23	5	0	0	0	0	225
15:15	0	0	0	2	27	70	96	32	3	0	0	0	0	230
15:30	0	0	0	1	17	60	100	42	8	2	0	0	0	230
15:45	0	0	0	4	16	64	92	47	11	1	0	0	0	235
16:00	0	0	0	5	12	57	90	25	7	2	0	0	0	198
16:15	0	0	0	9	15	64	107	36	7	1	0	0	0	229
16:30	0	0	0	4	28	104	83	31	5	1	0	0	0	256
16:45	0	0	0	3	12	73	96	39	6	0	0	0	0	229
17:00	0	0	0	2	20	83	120	40	8	2	0	0	0	275
17:15	0	0	0	6	22	94	127	48	9	0	0	0	0	306
17:30	0	0	0	2	15	87	96	35	3	2	0	0	0	240
17:45	0	0	0	2	25	76	107	35	6	1	0	0	0	252
18:00	0	0	0	2	16	77	113	41	9	1	0	0	0	259
18:15	0	0	0	7	7	55	86	40	9	2	0	0	0	206
18:30	0	0	0	1	19	56	100	41	7	1	0	0	0	225
18:45	0	0	0	1	17	61	61	44	3	2	1	0	0	190
19:00	0	0	0	0	7	49	85	37	5	3	0	0	0	186
19:15	0	0	0	0	11	45	82	41	10	0	0	0	0	189
19:30	0	1	0	2	6	55	74	20	5	0	0	1	0	164
19:45	0	0	0	2	12	46	49	22	4	2	1	0	0	138
20:00	0	1	0	1	16	39	47	19	5	0	0	0	0	128
20:15	0	0	0	0	8	47	62	29	3	0	0	0	0	149
20:30	0	0	0	2	12	61	46	12	7	1	0	0	0	141
20:45	0	0	0	2	4	32	43	13	4	2	1	0	0	101
21:00	0	0	0	0	8	23	32	20	1	0	0	0	0	84
21:15	0	0	0	1	11	29	35	9	6	1	0	0	0	92
21:30	0	0	0	3	6	22	32	9	3	0	1	1	0	77
21:45	0	0	0	2	4	36	32	13	4	1	2	0	0	74
22:00	0	0	0	0	2	12	22	7	2	0	0	0	0	45
22:15	0	0	0	1	2	12	24	6	1	0	0	0	0	46
22:30	0	0	0	1	1	11	13	7	0	1	0	0	0	34
22:45	0	0	0	1	6	6	3	3	2	0	0	0	0	21
23:00	0	0	0	0	3	5	10	6	3	1	0	0	0	28
23:15	0	0	0	0	1	6	7	2	1	0	0	0	0	17
23:30	0	0	0	0	3	5	12	2	2	0	0	0	0	24
23:45	0	0	0	1	1	2	11	1	3	0	0	0	0	19
<b>Totals</b>	<b>5</b>	<b>3</b>	<b>164</b>	<b>863</b>	<b>3678</b>	<b>4924</b>	<b>1948</b>	<b>409</b>	<b>84</b>	<b>13</b>	<b>3</b>	<b>3</b>	<b>12097</b>	
% of Totals	0%	0%	1%	7%	30%	41%	16%	3%	1%	0%	0%	0%	100%	

Directional Peak Periods	AM 7-9		NOON 12-2		PM 4-6		Off Peak Volumes	
All Classes	Volume	%	Volume	%	Volume	%	Volume	%
	2137	18%	1229	10%	1985	16%	6746	56%

Street Name	Direction	Percentiles					
		15th	50th	Average	85th	95th	
Stirling Rd	East Bound	36	41	41	47	50	12097
Stirling Rd	West Bound	39	44	45	50	55	12400

Time	< 15	15 - 19	20 - 24	25 - 29	30 - 34	35 - 39	40 - 44	45 - 49	50 - 54	55 - 59	60 - 64	65 - 69	70 +	Total		
00:00 AM	0	0	0	0	0	3	6	6	5	2	1	0	0	23		
00:15	0	0	0	0	0	1	7	10	1	0	1	0	0	20		
00:30	0	0	0	0	0	3	2	3	3	1	0	0	0	12		
00:45	0	0	0	0	0	1	3	4	3	1	0	1	0	18		
01:00	0	0	0	0	0	1	3	4	3	1	0	0	0	18		
01:15	0	0	0	0	1	0	0	1	3	1	0	0	0	6		
01:30	0	0	0	0	2	2	5	4	0	0	0	0	0	13		
01:45	0	0	0	0	2	1	3	1	2	1	0	0	0	10		
02:00	0	1	0	0	1	1	1	0	0	0	0	0	0	5		
02:15	0	0	0	0	0	0	1	5	2	1	0	0	0	9		
02:30	0	0	0	0	1	3	2	3	2	0	0	0	0	11		
02:45	0	0	0	0	1	2	3	2	0	0	0	0	0	9		
03:00	0	0	0	0	0	0	2	4	1	1	0	0	0	8		
03:15	0	0	0	0	0	1	3	0	0	0	0	0	0	5		
03:30	0	0	0	0	0	0	3	0	2	0	0	0	0	5		
03:45	0	0	0	0	1	0	1	1	0	0	0	0	0	4		
04:00	0	0	0	1	0	2	3	3	1	0	0	0	0	10		
04:15	0	0	0	1	0	0	2	0	1	1	0	0	0	5		
04:30	0	0	0	0	4	2	8	2	0	1	0	0	0	17		
04:45	1	0	0	0	0	1	7	6	2	3	2	2	0	24		
05:00	0	0	0	0	0	2	5	5	4	1	0	1	0	16		
05:15	0	0	0	0	0	1	5	9	2	0	0	0	0	17		
05:30	0	0	0	0	0	2	14	16	4	5	1	0	0	42		
05:45	0	1	0	0	1	4	6	19	9	3	0	0	0	43		
06:00	0	0	0	0	1	4	13	20	10	3	5	0	0	56		
06:15	0	1	0	2	0	5	14	19	19	9	4	0	0	73		
06:30	0	0	0	1	3	6	25	24	17	10	1	0	0	87		
06:45	0	0	1	0	2	13	38	45	17	6	2	0	0	126		
07:00	0	0	3	2	5	19	49	36	12	6	1	0	1	134		
07:15	0	2	1	0	4	37	66	38	12	11	1	0	0	172		
07:30	0	0	0	0	8	70	87	44	16	2	1	0	0	228		
07:45	1	0	2	3	23	84	74	36	10	1	2	0	0	236		
08:00	0	0	1	0	5	53	63	30	16	2	1	0	0	201		
08:15	0	1	0	1	8	48	80	39	5	1	0	0	0	183		
08:30	0	0	0	3	19	44	54	33	8	3	0	0	0	164		
08:45	0	0	1	0	12	47	90	43	23	6	0	0	1	223		
09:00	0	0	0	1	7	15	72	54	33	10	1	0	0	193		
09:15	0	0	0	3	29	59	42	21	3	0	1	0	0	149		
09:30	0	0	0	0	2	13	45	56	18	9	0	0	0	143		
09:45	0	0	0	0	7	17	29	52	24	2	4	0	0	135		
10:00	0	0	0	0	2	9	37	44	17	6	2	0	0	117		
10:15	0	0	0	0	1	17	32	50	22	6	0	0	0	128		
10:30	0	0	0	0	6	13	42	39	19	5	0	1	1	126		
10:45	0	0	0	0	11	22	42	28	15	11	2	1	1	132		
11:00	0	0	1	1	0	14	51	42	18	4	1	1	0	133		
11:15	0	0	0	2	5	21	43	44	22	3	3	0	0	143		
11:30	0	0	0	3	4	30	49	39	21	4	1	0	0	151		
11:45	0	0	0	0	2	27	59	55	20	4	3	0	0	170		
12:00 PM	0	0	1	1	7	21	39	46	20	10	0	0	0	145		
12:15	0	0	1	0	1	10	48	63	28	11	1	0	2	165		
12:30	0	1	0	0	2	36	42	54	20	5	2	0	0	162		
12:45	1	0	1	1	6	22	42	52	25	7	2	0	0	159		
13:00	0	0	0	2	2	19	48	55	42	7	5	2	0	182		
13:15	0	0	0	0	4	17	53	56	28	6	2	0	0	166		
13:30	1	0	0	1	0	22	71	66	19	3	2	0	0	187		
13:45	0	0	0	0	5	23	55	58	26	4	2	2	0	175		
14:00	1	0	2	0	7	14	39	54	27	10	1	0	0	155		
14:15	0	0	0	0	3	20	54	56	25	3	1	0	1	163		
14:30	0	0	4	0	7	40	65	56	20	7	0	0	0	199		
14:45	0	0	0	0	8	47	95	74	19	5	2	0	0	250		
15:00	0	0	0	0	9	41	95	82	29	4	4	0	0	264		
15:15	0	0	1	2	15	60	80	42	14	9	1	0	0	224		
15:30	0	0	0	3	14	54	92	67	21	4	3	0	0	258		
15:45	0	1	0	1	6	51	153	70	23	7	1	1	0	314		
16:00	0	0	1	2	2	33	106	83	19	9	0	0	0	255		
16:15	0	0	0	2	6	58	96	74	26	7	2	0	0	271		
16:30	0	1	2	1	18	42	177	59	16	3	1	0	0	270		
16:45	0	2	5	0	6	55	108	77	21	3	1	1	0	279		
17:00	0	0	0	0	4	61	138	81	28	3	0	0	0	315		
17:15	0	0	0	0	5	41	113	91	27	5	0	0	0	282		
17:30	0	0	0	4	3	37	116	68	26	6	1	0	0	261		
17:45	0	0	0	2	61	155	86	27	3	1	0	0	0	335		
18:00	0	0	0	0	3	35	88	71	30	4	2	1	1	235		
18:15	0	0	0	0	7	39	121	70	26	11	0	0	0	274		
18:30	0	0	0	0	4	43	88	65	23	5	2	1	0	231		
18:45	0	0	1	0	2	22	105	60	20	10	5	0	0	225		
19:00	0	0	0	0	5	37	82	42	17	6	1	0	0	193		
19:15	0	0	0	0	8	23	84	62	22	6	1	0	0	206		
19:30	0	0	0	0	3	40	43	48	16	5	2	0	0	157		
19:45	0	0	0	0	5	33	73	36	5	9	1	1	0	163		
20:00	0	0	1	1	0	21	49	49	13	2	2	0	0	138		
20:15	0	0	0	0	1	19	47	59	17	3	1	1	0	148		
20:30	0	0	0	0	2	23	55	42	19	9	2	0	0	152		
20:45	0	0	0	0	1	9	37	36	18	3	1	1	0	106		
21:00	0	0	0	0	3	14	48	60	17	7	0	2	0	151		
21:15	0	0	0	0	2	13	37	40	18	4	3	1	0	118		
21:30	0	0	0	0	0	11	22	27	13	5	2	1	1	82		
21:45	0	2	0	0	3	30	33	27	15	9	0	0	0	89		
22:00	0	0	0	2	1	2	21	22	16	4	3	0	1	72		
22:15	0	0	0	0	2	8	13	20	11	8	0	0	0	62		
22:30	0	0	0	0	0	5	14	12	15	5	2	2	0	55		
22:45	0	0	0	0	2	1	12	12	6	3	2	1	0	39		
23:00	0	0	0	0	1	1	18	13	6	1	2	0	0	42		
23:15	0	0	0	0	0	3	7	8	8	1	2	0	0	30		
23:30	0	0	0	0	2	3	10	6	4	1	1	0	0	27		
23:45	0	0	0	0	1	1	6	8	14	2	0	0	0	32		
<b>Totals</b>	<b>5</b>	<b>13</b>	<b>31</b>	<b>45</b>	<b>345</b>	<b>1990</b>	<b>4439</b>	<b>3538</b>	<b>1419</b>	<b>419</b>	<b>116</b>	<b>26</b>	<b>14</b>	<b>12400</b>		
<b>% of Totals</b>	<b>0%</b>	<b>0%</b>	<b>0%</b>	<b>0%</b>	<b>3%</b>	<b>16%</b>	<b>36%</b>	<b>29%</b>	<b>11%</b>	<b>3%</b>	<b>1%</b>	<b>0%</b>	<b>0%</b>	<b>100%</b>		
<b>AM Volumes</b>	2	9	10	21	144	689	1309	1073	474	155	44	19	4	3937		
<b>% AM</b>	0%	0%	0%	0%	1%	6%	11%	9%	4%	1%	0%	0%	0%	32%		
<b>AM Peak Hour</b>	04:00	05:30	07:00	07:45	07:45	07:30	07:30	11:45	09:00	06:30	06:00	04:15	11:30	07:30		
<b>Volume</b>	1	2	4	1	5	25	34	218	96	32	12	3	1	843		
<b>PM Volumes</b>	3	7	21	24	201	1301	3134	2465	945	264	72	16	10	8663		
<b>% PM</b>	0%	0%	0%	0%	2%	10%	25%	20%	8%	2%	1%	0%	0%	68%		
<b>PM Peak Hour</b>	12:45	16:00	16:00	15:15	14:45	16:15	17:00	17:00	12:15	12:00	12:30	20:45	21:45	17:00		
<b>Volume</b>	2	1	1	8	46	216	522	326	315	33	31	1	1	1193		
<b>Directional Peak Periods</b>					<b>NOON 12-2</b>				<b>PM 4-6</b>				<b>Off Peak Volumes</b>			
<b>All Classes</b>	Volume				Volume				Volume				Volume			
	1541				1341				2268				7250			
	← → 12%				← → 11%				← → 18%				← → 58%			
<b>Street Name</b>	<b>Direction</b>	<b>15th</b>		<b>50th</b>		<b>Average</b>		<b>85th</b>		<b>95th</b>		<b>ADT</b>				
Stirling Rd	East Bound	36		41		41		47		50		12097				
Stirling Rd	West Bound	39		44		45		50		55		12400				

Summary

Time	< 15	15 - 19	20 - 24	25 - 29	30 - 34	35 - 39	40 - 44	45 - 49	50 - 54	55 - 59	60 - 64	65 - 69	70 +	Total
00:00 AM	0	0	0	0	1	6	10	7	5	2	1	0	0	32
00:15	0	0	0	0	0	6	12	12	1	0	1	0	0	32
00:30	0	0	0	0	1	7	7	5	3	1	0	0	0	24
00:45	0	0	0	0	0	5	6	5	2	1	0	1	0	20
01:00	0	0	0	0	1	6	10	7	4	1	0	1	0	28
01:15	0	0	0	0	2	3	4	3	3	1	0	0	0	16
01:30	0	0	0	0	3	4	6	4	4	0	0	0	0	17
01:45	0	0	0	0	1	5	5	5	1	2	1	0	0	20
02:00	0	1	0	0	1	3	3	2	0	0	0	0	0	10
02:15	0	0	0	0	0	2	4	6	2	1	0	0	0	15
02:30	0	0	0	0	0	2	4	5	3	2	0	0	0	13
02:45	0	0	0	0	0	3	4	4	2	0	0	0	1	14
03:00	0	0	0	0	0	1	2	4	1	1	1	0	0	9
03:15	0	0	0	0	0	3	3	4	0	0	0	0	0	10
03:30	0	0	0	0	0	2	2	4	0	2	0	0	0	10
03:45	0	0	0	0	1	3	4	2	0	0	0	0	0	11
04:00	0	0	0	0	2	3	4	4	3	1	0	0	0	17
04:15	0	0	0	1	1	2	3	3	0	1	1	0	0	12
04:30	0	0	0	1	7	6	10	2	0	1	0	0	0	27
04:45	1	0	0	0	1	5	12	8	2	3	2	2	0	36
05:00	0	0	0	0	0	4	8	4	4	1	1	0	0	22
05:15	0	0	0	0	2	8	15	13	3	0	0	0	0	41
05:30	0	0	0	0	2	11	27	21	5	5	1	0	0	72
05:45	0	1	0	1	4	16	22	25	10	3	0	0	0	82
06:00	0	0	0	1	5	20	34	28	12	3	5	0	0	108
06:15	0	1	0	3	4	23	39	29	21	9	4	0	0	133
06:30	0	0	0	8	2	38	55	36	20	11	1	0	0	161
06:45	0	0	1	2	10	48	85	64	21	7	2	2	0	242
07:00	0	0	3	5	21	80	130	68	19	8	1	0	1	336
07:15	0	2	1	6	26	115	170	79	21	11	1	0	0	432
07:30	0	0	0	6	27	158	206	91	26	4	1	0	0	519
07:45	1	0	2	8	47	170	199	82	20	3	2	0	0	525
08:00	0	0	1	2	24	143	213	78	26	6	1	0	0	494
08:15	0	1	0	5	31	134	195	84	15	4	0	0	0	469
08:30	0	0	0	8	43	125	163	76	17	7	0	0	0	439
08:45	0	0	1	1	25	122	191	83	32	8	0	0	1	464
09:00	0	0	0	3	18	75	152	86	40	12	1	0	0	387
09:15	0	0	0	13	63	80	148	69	27	3	0	1	1	311
09:30	0	0	0	3	13	60	108	81	23	10	0	0	0	298
09:45	0	0	0	2	18	69	99	80	30	3	4	0	0	305
10:00	0	0	0	2	14	61	106	71	23	7	2	0	0	286
10:15	0	0	0	2	12	62	92	74	27	7	0	0	0	276
10:30	0	0	0	2	16	54	96	61	24	6	0	1	1	261
10:45	0	2	1	1	26	66	82	50	19	16	2	1	1	276
11:00	0	0	2	2	9	62	110	63	19	8	1	1	0	277
11:15	0	0	0	3	12	64	109	61	30	3	4	1	0	287
11:30	0	0	0	6	12	80	106	60	27	4	1	0	0	296
11:45	0	0	1	2	10	67	120	84	21	5	3	0	0	313
12:00 PM	0	0	1	5	23	65	99	73	24	13	0	0	0	303
12:15	0	0	1	1	7	45	107	97	36	12	3	0	2	311
12:30	0	1	0	4	9	84	103	77	26	7	2	0	0	313
12:45	1	0	1	3	18	70	103	75	29	8	2	0	0	310
13:00	0	0	0	4	9	62	105	81	48	7	5	2	0	323
13:15	0	0	0	6	11	64	117	93	34	10	2	0	0	337
13:30	1	0	1	0	8	58	142	97	25	5	2	0	0	339
13:45	0	1	0	5	21	77	108	80	32	5	3	2	0	334
14:00	1	0	2	2	19	60	112	83	34	10	2	0	0	325
14:15	0	0	0	2	12	87	148	81	34	3	2	0	1	370
14:30	0	0	0	4	2	115	127	89	27	7	0	0	0	392
14:45	0	0	0	3	23	103	179	106	33	7	3	0	0	457
15:00	0	0	0	2	2	113	172	105	34	4	4	0	0	489
15:15	0	0	1	4	42	130	176	74	17	9	1	0	0	454
15:30	0	0	0	4	31	114	192	109	29	6	3	0	0	488
15:45	0	1	0	5	22	115	245	117	34	8	1	1	0	549
16:00	0	0	1	7	14	90	196	108	26	11	0	0	0	453
16:15	0	0	0	11	21	112	203	110	33	8	2	0	0	500
16:30	0	1	2	5	46	146	210	90	21	4	1	0	0	526
16:45	0	2	5	3	18	128	204	116	27	3	1	1	0	508
17:00	0	0	0	2	24	144	258	121	36	5	0	0	0	590
17:15	0	0	0	6	27	135	240	139	36	5	0	0	0	588
17:30	0	0	0	6	18	124	212	103	29	8	1	0	0	504
17:45	0	0	0	2	27	137	262	121	33	4	0	0	0	587
18:00	0	0	0	2	19	112	201	112	39	5	2	1	1	494
18:15	0	0	0	7	14	94	207	110	35	13	0	0	0	480
18:30	0	0	0	1	23	99	188	106	30	6	2	1	0	456
18:45	0	0	1	1	19	83	166	104	23	12	6	0	0	415
19:00	0	0	0	2	12	86	167	79	22	9	1	0	0	379
19:15	0	0	0	0	19	68	166	103	32	6	1	0	0	395
19:30	0	1	0	2	9	95	117	68	21	5	2	1	0	321
19:45	0	0	0	2	17	79	122	58	9	11	2	1	0	301
20:00	0	1	1	2	16	60	96	68	18	2	2	0	0	266
20:15	0	0	0	0	9	65	109	88	20	3	1	1	0	297
20:30	0	0	0	2	14	84	101	54	16	10	2	0	0	293
20:45	0	0	0	2	5	41	80	49	22	5	2	1	0	207
21:00	0	0	0	0	11	37	80	80	18	7	0	2	0	235
21:15	0	0	0	1	13	42	72	49	24	5	3	1	0	210
21:30	0	0	0	3	6	33	54	36	16	5	3	2	1	159
21:45	0	2	0	2	7	26	55	40	19	10	2	0	0	163
22:00	0	0	0	2	3	14	43	29	18	4	3	0	1	117
22:15	0	0	0	1	4	20	37	26	12	8	0	0	0	108
22:30	0	0	0	1	1	16	27	19	15	6	2	0	2	89
22:45	0	0	0	1	8	7	15	15	8	3	2	1	0	60
23:00	0	0	0	0	4	6	28	19	9	2	2	0	0	70
23:15	0	0	0	0	1	9	14	10	9	1	2	0	0	47
23:30	0	0	0	0	5	8	22	8	6	1	1	0	0	51
23:45	0	0	0	1	2	3	17	9	17	2	0	0	0	51
<b>Totals</b>	<b>5</b>	<b>18</b>	<b>36</b>	<b>209</b>	<b>1208</b>	<b>5668</b>	<b>9363</b>	<b>5488</b>	<b>1828</b>	<b>503</b>	<b>128</b>	<b>28</b>	<b>14</b>	<b>24497</b>
<b>% of Totals</b>	<b>0%</b>	<b>0%</b>	<b>0%</b>	<b>1%</b>	<b>5%</b>	<b>23%</b>	<b>38%</b>	<b>22%</b>	<b>7%</b>	<b>2%</b>	<b>1%</b>	<b>0%</b>	<b>0%</b>	<b>100%</b>

AM Volumes	AM Peak Hour	PM Volumes	PM Peak Hour	Directional Peak Periods	All Classes	AM 7-9	NOON 12-2	PM 4-6	Off Peak Volumes					
2	9	13	80	460	2081	3109	1802	623	193	45	11	4	8480	
% AM	0%	0%	0%	0%	2%	8%	13%	7%	3%	1%	0%	0%	35%	
AM Peak Hour	04:00	05:30	07:00	07:00	07:45	07:30	07:30	07:30	08:45	06:30	06:00	10:30	11:30	07:30
Volume	1	2	4	21	145	605	804	315	827	32	12	4	2007	
PM Volumes	3	10	23	129	743	3588	6204	3684	1205	310	84	18	10	16011
% PM	0%	0%	0%	1%	3%	15%	25%	15%	5%	1%	0%	0%	0%	65%
PM Peak Hour	12:45	16:00	16:00	15:45	14:45	16:30	17:00	17:00	12:15	10:00	12:15	20:45	21:45	17:00
Volume	2	1	3	8	127	531	972	484	319	40	32	1	2266	
Directional Peak Periods	AM 7-9			NOON 12-2			PM 4-6			Off Peak Volumes				
All Classes	Volume	%	Volume	%	Volume	%	Volume	%	Volume	%	Volume	%		
	3678	15%	2570	10%										

# SPEED

## Stirling Rd W/O Embassy Dr N/SW 106th Ave

Day: Tuesday  
Date: 5/16/2023

City: Cooper City  
Project #: FL23\_140259\_043e

### East Bound

Time	< 15	15 - 19	20 - 24	25 - 29	30 - 34	35 - 39	40 - 44	45 - 49	50 - 54	55 - 59	60 - 64	65 - 69	70 +	Total
00:00 AM	0	0	0	0	2	16	20	7	0	0	0	0	0	45
01:00	0	0	0	0	3	12	17	8	1	0	0	0	0	41
02:00	0	0	0	0	0	7	8	3	0	0	0	0	0	18
03:00	0	0	0	0	1	6	8	3	0	0	0	0	0	18
04:00	0	0	0	0	4	12	14	6	0	0	0	0	0	36
05:00	0	0	0	1	7	30	42	16	3	0	0	0	0	99
06:00	0	0	0	5	21	91	123	49	11	2	0	0	0	302
07:00	0	0	0	20	81	313	420	166	36	6	0	0	0	1042
08:00	0	0	0	12	79	332	445	176	38	13	0	0	0	1095
09:00	0	0	0	7	43	210	281	112	24	4	0	0	0	681
10:00	0	2	1	7	48	182	233	95	20	8	0	0	0	596
11:00	0	0	2	7	32	181	243	88	16	5	1	1	0	576
12:00 PM	0	0	0	11	41	175	241	107	22	7	2	0	0	606
13:00	0	1	0	13	37	180	244	116	24	7	1	0	0	623
14:00	0	0	0	9	50	244	313	119	37	2	3	0	0	777
15:00	0	0	2	9	82	288	365	144	27	3	0	0	0	920
16:00	0	0	0	21	67	288	376	131	25	4	0	0	0	912
17:00	0	0	0	12	82	340	450	158	26	5	0	0	0	1073
18:00	0	0	0	11	59	249	360	166	28	6	1	0	0	880
19:00	0	1	0	4	36	195	290	120	24	5	1	1	0	677
20:00	0	1	0	5	40	179	198	73	19	3	1	0	0	519
21:00	0	0	0	6	29	90	131	51	14	2	3	1	0	327
22:00	0	0	0	3	11	41	62	23	5	1	0	0	0	146
23:00	0	0	0	1	8	18	40	11	9	1	0	0	0	88
<b>Totals</b>		<b>5</b>	<b>5</b>	<b>164</b>	<b>863</b>	<b>3679</b>	<b>4924</b>	<b>1948</b>	<b>409</b>	<b>84</b>	<b>13</b>	<b>3</b>		<b>12097</b>
<b>% of Totals</b>		0%	0%	1%	7%	30%	41%	16%	3%	1%	0%	0%		100%

<b>AM Volumes</b>	0	2	3	59	321	1392	1854	729	149	38	1	1	0	4549	
<b>% AM</b>		0%	0%	0%	3%	12%	15%	6%	1%	0%	0%	0%	0%	38%	
<b>AM Peak Hour</b>		10:00	11:00	07:00	07:00	08:00	08:00	08:00	08:00	08:00	11:00	11:00		08:00	
<b>Volume</b>		2	2	20	81	332	445	176	38	13	1	1		1095	
<b>PM Volumes</b>	0	3	2	105	542	2287	3070	1219	260	46	12	2	0	7548	
<b>% PM</b>		0%	0%	1%	4%	19%	25%	10%	2%	0%	0%	0%		62%	
<b>PM Peak Hour</b>		13:00	15:00	16:00	15:00	17:00	17:00	18:00	14:00	12:00	14:00	19:00		17:00	
<b>Volume</b>		1	2	21	82	340	450	166	37	7	3	1		1073	
<b>Directional Peak Periods All Speeds</b>		<b>AM 7-9</b>				<b>NOON 12-2</b>				<b>PM 4-6</b>				<b>Off Peak Volumes</b>	
		Volume		%	Volume		%	Volume		%	Volume		%		
		2137	↔	18%	1229	↔	10%	1985	↔	16%	6746	↔	56%		

Street Name	Direction	Percentiles					ADT
		15th	50th	Average	85th	95th	
Stirling Rd	East Bound	36	41	41	47	50	12097
Stirling Rd	West Bound	39	44	45	50	55	12400



# SPEED

## Stirling Rd W/O Embassy Dr N/SW 106th Ave

Day: Tuesday  
Date: 5/16/2023

City: Cooper City  
Project #: FL23\_140259\_043w

### West Bound

Time	< 15	15 - 19	20 - 24	25 - 29	30 - 34	35 - 39	40 - 44	45 - 49	50 - 54	55 - 59	60 - 64	65 - 69	70 +	Total
00:00 AM	0	0	0	0	0	8	15	22	11	4	2	1	0	63
01:00	0	0	0	0	1	5	6	13	11	4	1	0	0	41
02:00	0	1	0	0	1	3	7	11	7	3	0	0	1	34
03:00	0	0	0	1	0	2	2	9	4	3	1	0	0	22
04:00	1	0	0	1	1	5	11	19	7	5	4	2	0	56
05:00	0	1	0	0	1	9	30	47	19	9	1	1	0	118
06:00	0	1	1	3	6	28	90	108	63	28	12	2	0	342
07:00	1	2	6	5	40	210	276	154	50	20	5	0	1	770
08:00	0	1	2	4	44	192	317	145	52	12	1	0	1	771
09:00	0	0	0	1	19	74	196	204	96	24	5	1	0	620
10:00	0	0	0	0	20	61	153	161	73	28	4	2	1	503
11:00	0	0	1	6	11	92	202	180	81	15	8	1	0	597
12:00 PM	1	1	3	2	16	89	171	215	93	33	5	0	2	631
13:00	1	0	1	2	12	81	228	235	115	20	11	4	0	710
14:00	1	0	6	0	25	121	253	240	91	25	4	0	1	767
15:00	0	1	1	6	44	206	420	261	87	24	9	1	0	1060
16:00	0	3	8	5	32	188	437	293	82	22	4	1	0	1075
17:00	0	0	0	4	14	200	522	326	108	17	2	0	0	1193
18:00	0	0	1	0	16	139	402	266	99	30	9	2	1	965
19:00	0	0	0	2	21	133	282	188	60	26	5	1	1	719
20:00	0	0	1	1	4	72	188	186	67	17	6	2	0	544
21:00	0	2	0	0	8	48	130	154	63	25	5	4	1	440
22:00	0	0	0	2	5	16	60	66	48	20	7	1	3	228
23:00	0	0	0	0	4	8	41	35	32	5	5	0	1	131
<b>Totals</b>	<b>5</b>	<b>13</b>	<b>31</b>	<b>45</b>	<b>345</b>	<b>1990</b>	<b>4439</b>	<b>3538</b>	<b>1419</b>	<b>419</b>	<b>116</b>	<b>26</b>	<b>14</b>	<b>12400</b>
<b>% of Totals</b>	<b>0%</b>	<b>0%</b>	<b>0%</b>	<b>0%</b>	<b>3%</b>	<b>16%</b>	<b>36%</b>	<b>29%</b>	<b>11%</b>	<b>3%</b>	<b>1%</b>	<b>0%</b>	<b>0%</b>	<b>100%</b>

<b>AM Volumes</b>	2	6	10	21	144	689	1305	1073	474	155	44	10	4	3937
<b>% AM</b>	0%	0%	0%	0%	1%	6%	11%	9%	4%	1%	0%	0%	0%	32%
<b>AM Peak Hour</b>	04:00	07:00	07:00	11:00	08:00	07:00	08:00	09:00	09:00	06:00	06:00	04:00	02:00	08:00
<b>Volume</b>	1	2	6	6	44	210	317	204	96	28	12	2	1	771
<b>PM Volumes</b>	3	7	21	24	201	1301	3134	2465	945	264	72	16	10	8463
<b>% PM</b>	0%	0%	0%	0%	2%	10%	25%	20%	8%	2%	1%	0%	0%	68%
<b>PM Peak Hour</b>	12:00	16:00	16:00	15:00	15:00	15:00	17:00	17:00	13:00	12:00	13:00	13:00	22:00	17:00
<b>Volume</b>	1	3	8	6	44	206	522	326	115	33	11	4	3	1193

Directional Peak Periods All Speeds	AM 7-9		NOON 12-2		PM 4-6		Off Peak Volumes	
	Volume	%	Volume	%	Volume	%	Volume	%
	1541	↔ 12%	1341	↔ 11%	2268	↔ 18%	7250	↔ 58%

Street Name	Direction	Percentiles					ADT
		15th	50th	Average	85th	95th	
Stirling Rd	East Bound	36	41	41	47	50	12097
Stirling Rd	West Bound	39	44	45	50	55	12400

# SPEED

Stirling Rd W/O Embassy Dr N/SW 106th Ave

Day: Tuesday  
Date: 5/16/2023

City: Cooper City  
Project #: FL23\_140259\_043

## Summary

Time	< 15	15 - 19	20 - 24	25 - 29	30 - 34	35 - 39	40 - 44	45 - 49	50 - 54	55 - 59	60 - 64	65 - 69	70 +	Total
00:00 AM	0	0	0	0	2	24	35	29	11	4	2	1	0	108
01:00	0	0	0	0	4	17	23	21	12	4	1	0	0	82
02:00	0	1	0	0	1	10	15	14	7	3	0	0	1	52
03:00	0	0	0	1	1	8	10	12	4	3	1	0	0	40
04:00	1	0	0	1	5	17	25	25	7	5	4	2	0	92
05:00	0	1	0	1	8	39	72	63	22	9	1	1	0	217
06:00	0	1	1	8	27	119	213	157	74	30	12	2	0	644
07:00	1	2	6	25	121	523	696	320	86	26	5	0	1	1812
08:00	0	1	2	16	123	524	762	321	90	25	1	0	1	1866
09:00	0	0	0	8	62	284	477	316	120	28	5	1	0	1301
10:00	0	2	1	7	68	243	386	256	93	36	4	2	1	1099
11:00	0	0	3	13	43	273	445	268	97	20	9	2	0	1173
12:00 PM	1	1	3	13	57	264	412	322	115	40	7	0	2	1237
13:00	1	1	1	15	49	261	472	351	139	27	12	4	0	1333
14:00	1	0	6	9	75	365	566	359	128	27	7	0	1	1544
15:00	0	1	3	15	126	494	785	405	114	27	9	1	0	1980
16:00	0	3	8	26	99	476	813	424	107	26	4	1	0	1987
17:00	0	0	0	16	96	540	972	484	134	22	2	0	0	2266
18:00	0	0	1	11	75	388	762	432	127	36	10	2	1	1845
19:00	0	1	0	6	57	328	572	308	84	31	6	2	1	1396
20:00	0	1	1	6	44	251	386	259	86	20	7	2	0	1063
21:00	0	2	0	6	37	138	261	205	77	27	8	5	1	767
22:00	0	0	0	5	16	57	122	89	53	21	7	1	3	374
23:00	0	0	0	1	12	26	81	46	41	6	5	0	1	219
<b>Totals</b>	<b>5</b>	<b>18</b>	<b>36</b>	<b>209</b>	<b>1208</b>	<b>5669</b>	<b>9363</b>	<b>5486</b>	<b>1828</b>	<b>503</b>	<b>129</b>	<b>29</b>	<b>14</b>	<b>24497</b>
<b>% of Totals</b>	<b>0%</b>	<b>0%</b>	<b>0%</b>	<b>1%</b>	<b>5%</b>	<b>23%</b>	<b>38%</b>	<b>22%</b>	<b>7%</b>	<b>2%</b>	<b>1%</b>	<b>0%</b>	<b>0%</b>	<b>100%</b>

<b>AM Volumes</b>	2	8	13	80	465	2081	3159	1802	623	193	45	11	4	8486
<b>% AM</b>	0%	0%	0%	0%	2%	8%	13%	7%	3%	1%	0%	0%	0%	35%
<b>AM Peak Hour</b>	04:00	07:00	07:00	07:00	08:00	08:00	08:00	08:00	09:00	10:00	06:00	04:00	02:00	08:00
<b>Volume</b>	1	2	6	25	123	524	762	321	120	36	12	2	1	1866
<b>PM Volumes</b>	3	10	23	129	743	3588	6204	3684	1205	310	84	18	10	16011
<b>% PM</b>	0%	0%	0%	1%	3%	15%	25%	15%	5%	1%	0%	0%	0%	65%
<b>PM Peak Hour</b>	12:00	16:00	16:00	16:00	15:00	17:00	17:00	17:00	13:00	12:00	13:00	21:00	22:00	17:00
<b>Volume</b>	1	3	8	26	126	540	972	484	139	40	12	5	3	2266

Directional Peak Periods All Speeds	AM 7-9		NOON 12-2		PM 4-6		Off Peak Volumes	
	Volume	%	Volume	%	Volume	%	Volume	%
	3678	↔ 15%	2570	↔ 10%	4253	↔ 17%	13996	↔ 57%

Street Name	Direction	Percentiles					ADT
		15th	50th	Average	85th	95th	
Stirling Rd	Summary	37	43	43	49	53	24497

### VOLUME

Stirling Rd W/O Embassy Dr N/SW 106th Ave

Day: Tuesday  
 Date: 5/16/2023

City: Cooper City  
 Project #: FL23\_140259\_043

DAILY TOTALS												Total			
				NB		SB		EB				WB		Total	
				0		0		12,097		12,400		24,497			
AM Period	NB	SB	EB	WB	TOTAL	PMI Period	NB	SB	EB	WB	TOTAL				
00:00	0	0	9	23	32	12:00	0	0	158	145	303				
00:15	0	0	12	20	32	12:15	0	0	146	165	311				
00:30	0	0	12	12	24	12:30	0	0	151	162	313				
00:45	0	0	12	45	63	12:45	0	0	151	606	159	631	310	1237	
01:00	0	0	17	12	29	13:00	0	0	141	182	323				
01:15	0	0	10	6	16	13:15	0	0	171	166	337				
01:30	0	0	4	13	17	13:30	0	0	152	187	339				
01:45	0	0	10	10	41	13:45	0	0	159	623	175	710	334	1333	
02:00	0	0	5	5	10	14:00	0	0	170	155	325				
02:15	0	0	6	9	15	14:15	0	0	207	163	370				
02:30	0	0	2	11	13	14:30	0	0	193	199	392				
02:45	0	0	5	18	9	14:45	0	0	207	777	250	767	457	1544	
03:00	0	0	1	8	9	15:00	0	0	225	264	489				
03:15	0	0	5	5	10	15:15	0	0	230	224	454				
03:30	0	0	5	5	10	15:30	0	0	235	258	488				
03:45	0	0	7	18	4	15:45	0	0	230	920	314	1060	549	1980	
04:00	0	0	7	10	17	16:00	0	0	198	255	453				
04:15	0	0	7	5	12	16:15	0	0	229	271	500				
04:30	0	0	10	17	27	16:30	0	0	229	270	526				
04:45	0	0	12	36	24	16:45	0	0	229	912	279	1075	508	1987	
05:00	0	0	6	16	22	17:00	0	0	275	315	590				
05:15	0	0	24	41	17	17:15	0	0	306	282	588				
05:30	0	0	30	42	72	17:30	0	0	240	261	501				
05:45	0	0	39	99	43	17:45	0	0	252	1073	335	1193	587	2266	
06:00	0	0	52	56	108	18:00	0	0	259	235	494				
06:15	0	0	60	73	133	18:15	0	0	206	274	480				
06:30	0	0	74	87	161	18:30	0	0	225	231	456				
06:45	0	0	116	126	242	18:45	0	0	190	880	225	965	415	1845	
07:00	0	0	202	134	336	19:00	0	0	186	138	324				
07:15	0	0	260	172	432	19:15	0	0	189	206	395				
07:30	0	0	228	228	519	19:30	0	0	164	157	321				
07:45	0	0	289	1042	236	19:45	0	0	138	677	163	719	301	1396	
08:00	0	0	293	201	494	20:00	0	0	128	138	266				
08:15	0	0	286	183	469	20:15	0	0	149	148	297				
08:30	0	0	275	164	439	20:30	0	0	141	152	293				
08:45	0	0	241	1095	223	20:45	0	0	101	519	106	544	207	1063	
09:00	0	0	194	193	387	21:00	0	0	84	151	235				
09:15	0	0	149	149	311	21:15	0	0	92	92	210				
09:30	0	0	155	143	298	21:30	0	0	77	82	159				
09:45	0	0	170	681	135	21:45	0	0	74	327	89	440	163	767	
10:00	0	0	169	117	286	22:00	0	0	45	72	117				
10:15	0	0	148	128	276	22:15	0	0	46	62	108				
10:30	0	0	135	126	261	22:30	0	0	34	55	89				
10:45	0	0	144	596	132	22:45	0	0	21	146	39	228	60	374	
11:00	0	0	144	133	277	23:00	0	0	28	42	70				
11:15	0	0	144	143	287	23:15	0	0	17	30	47				
11:30	0	0	145	151	296	23:30	0	0	24	27	51				
11:45	0	0	143	170	313	23:45	0	0	19	88	32	131	51	219	
TOTALS			4549	3937	8486	TOTALS			7548	8463	16011				
SPLIT %			53.6%	46.4%	34.6%	SPLIT %			47.1%	52.9%	65.4%				
DAILY TOTALS												Total			
				NB		SB		EB				WB		Total	
				0		0		12,097		12,400		24,497			
AM Peak Hour		07:30	07:30		07:30	PMI Peak Hour		17:00	17:00		17:00			17:00	
AM Pk Volume		1159	848		2007	PMI Pk Volume		1073	1193		2266			2266	
Pk Hr Factor		0.989	0.898		0.956	Pk Hr Factor		0.877	0.890		0.960			0.960	
7 - 9 Volume		0	0		2137	4 - 6 Volume		0	0		1985	2268		4253	
7 - 9 Peak Hour		07:30	07:30		07:30	4 - 6 Peak Hour		17:00	17:00		17:00	17:00		17:00	
7 - 9 Pk Volume		1159	848		2007	4 - 6 Pk Volume		1073	1193		2266			2266	
Pk Hr Factor		0.989	0.898		0.956	Pk Hr Factor		0.877	0.890		0.960			0.960	

Stirling Rd Bet. SW 122nd Ave & SW 118th Ave

Day: Tuesday  
 Date: 5/16/2023

City: Cooper City  
 Project #: FL23\_140259\_044e

East Bound														
Time	< 15	15 - 19	20 - 24	25 - 29	30 - 34	35 - 39	40 - 44	45 - 49	50 - 54	55 - 59	60 - 64	65 - 69	70 +	Total
00:00 AM	0	0	0	0	2	0	3	2	0	1	0	0	0	8
00:15	0	0	0	0	0	0	2	4	3	1	0	0	1	11
00:30	0	0	0	1	0	4	5	3	4	1	0	0	0	18
00:45	0	2	0	1	2	1	6	2	1	0	0	0	0	15
01:00	1	1	0	0	1	0	3	1	1	1	1	1	1	9
01:15	0	1	0	0	1	4	2	2	1	0	0	0	0	11
01:30	0	1	0	0	0	1	1	1	0	0	0	0	0	3
01:45	0	1	1	0	0	1	0	3	1	1	1	0	0	8
02:00	0	0	0	0	2	0	0	0	0	0	0	0	0	2
02:15	0	0	0	0	1	2	3	0	1	1	0	0	0	8
02:30	0	0	0	0	2	2	1	1	0	0	0	0	0	4
02:45	0	0	0	0	1	0	1	1	0	0	1	0	0	4
03:00	0	0	0	0	0	1	1	0	0	0	0	0	0	2
03:15	0	0	0	0	1	1	2	1	0	1	0	0	0	6
03:30	0	0	0	0	0	0	0	0	0	0	0	0	0	0
03:45	0	1	0	0	0	1	2	0	0	1	0	0	0	5
04:00	0	0	0	0	0	0	0	0	0	0	0	0	0	0
04:15	0	1	0	0	0	2	1	1	0	0	0	0	0	5
04:30	0	0	0	0	0	0	3	3	0	0	0	0	0	6
04:45	0	1	0	0	0	0	2	1	2	1	0	0	0	7
05:00	0	0	0	0	0	2	1	1	0	1	0	0	0	5
05:15	0	1	0	0	1	3	7	0	0	1	0	0	0	13
05:30	0	2	1	1	1	3	6	4	0	0	0	0	0	18
05:45	0	0	0	1	3	5	7	7	1	2	0	0	0	26
06:00	0	1	0	0	2	3	12	6	1	1	1	0	1	27
06:15	0	1	0	0	1	6	8	6	6	1	1	1	0	31
06:30	1	2	0	0	5	12	7	4	1	1	1	0	0	36
06:45	2	8	1	1	3	13	16	16	13	1	2	1	0	77
07:00	1	12	7	3	5	27	32	16	6	3	1	0	0	113
07:15	4	18	4	0	9	26	26	23	16	4	0	0	0	130
07:30	1	18	1	2	10	38	52	43	8	4	2	0	0	179
07:45	1	16	3	3	19	54	57	24	12	9	2	0	0	200
08:00	1	9	4	7	19	54	44	28	14	9	2	0	0	193
08:15	4	11	10	4	10	39	45	26	11	9	4	0	0	173
08:30	5	11	6	5	14	31	34	23	10	2	1	0	0	142
08:45	0	10	3	0	15	28	42	25	19	6	0	0	0	148
09:00	3	4	6	2	14	31	41	24	14	3	0	0	0	142
09:15	2	4	6	2	6	24	47	16	2	1	1	1	0	123
09:30	1	6	4	3	8	20	37	24	8	0	0	0	0	113
09:45	1	8	2	1	9	25	35	30	15	3	3	0	0	132
10:00	1	4	5	2	14	31	32	24	11	6	1	0	1	132
10:15	1	8	4	0	10	35	16	18	14	8	3	0	0	117
10:30	2	9	0	3	15	17	28	12	6	0	0	0	0	92
10:45	1	9	5	1	5	8	23	24	14	7	5	0	1	94
11:00	1	4	1	2	9	42	21	14	6	1	2	1	0	104
11:15	1	5	3	2	13	25	24	10	13	6	0	0	1	103
11:30	4	3	11	2	11	35	29	20	9	3	2	0	0	129
11:45	1	6	2	3	9	28	24	18	14	3	1	0	0	109
12:00 PM	2	6	4	3	9	35	30	16	7	3	0	0	0	115
12:15	1	3	2	0	13	22	41	16	12	4	0	0	0	114
12:30	1	8	2	4	13	24	23	21	13	4	1	0	0	114
12:45	0	1	5	6	8	20	30	18	11	3	1	0	0	103
13:00	1	4	2	3	5	27	41	26	19	5	0	0	0	133
13:15	1	6	0	2	4	29	39	27	13	1	1	0	0	123
13:30	0	8	0	1	15	24	33	25	9	1	3	0	0	119
13:45	2	9	5	3	10	50	26	17	8	2	2	0	0	134
14:00	0	5	0	1	11	31	31	18	9	3	1	0	0	110
14:15	0	9	2	3	16	30	38	21	18	4	1	0	0	142
14:30	1	5	4	4	19	37	40	36	15	4	1	0	0	166
14:45	1	7	9	1	20	49	46	31	11	7	1	1	0	184
15:00	1	13	7	3	22	66	53	26	10	2	2	0	0	195
15:15	2	14	1	2	14	49	51	29	13	5	1	1	0	182
15:30	2	13	6	4	22	42	53	38	15	2	3	1	0	201
15:45	1	6	2	0	14	50	59	33	18	5	1	0	0	189
16:00	3	9	6	8	15	55	51	20	15	6	2	0	0	190
16:15	0	7	2	2	23	54	61	28	24	4	0	0	0	205
16:30	4	10	8	16	29	57	47	16	18	11	1	0	0	217
16:45	2	7	6	1	15	54	56	33	24	5	2	0	0	205
17:00	1	10	4	3	22	56	55	51	26	10	4	1	0	243
17:15	0	10	4	8	24	68	60	40	27	10	1	0	1	253
17:30	1	9	4	0	19	43	76	39	13	4	0	0	0	209
17:45	3	5	4	3	23	51	51	36	25	5	2	0	0	210
18:00	4	8	7	12	23	59	56	44	25	6	2	2	0	248
18:15	0	6	3	3	9	51	51	52	21	6	3	0	0	205
18:30	1	6	4	1	28	46	50	28	13	8	0	0	0	185
18:45	2	7	7	7	31	46	37	24	11	1	2	2	0	177
19:00	0	7	5	3	15	31	44	28	9	3	0	1	0	148
19:15	0	9	6	0	12	48	34	33	20	5	1	1	0	169
19:30	1	6	0	4	24	44	33	31	10	4	1	0	0	158
19:45	4	7	4	0	21	31	31	19	15	1	1	1	0	135
20:00	1	3	0	0	14	34	32	19	5	3	3	1	0	115
20:15	1	6	7	2	19	32	35	21	10	5	1	1	0	140
20:30	0	3	5	10	19	19	19	22	9	7	0	0	0	95
20:45	2	7	1	0	4	17	34	16	14	4	0	0	0	99
21:00	1	1	2	2	4	25	22	14	11	4	0	0	0	86
21:15	0	2	1	7	23	29	20	12	2	3	0	0	0	101
21:30	0	0	1	0	6	23	26	18	7	3	0	0	0	84
21:45	0	1	1	0	7	35	15	6	6	2	1	1	0	74
22:00	0	1	1	1	3	10	17	6	3	3	0	0	0	45
22:15	0	4	0	1	5	16	13	9	3	1	0	0	0	52
22:30	0	2	0	0	3	8	5	5	2	1	0	1	0	27
22:45	0	1	1	0	5	5	5	2	1	1	1	0	0	22
23:00	0	0	0	0	2	7	10	4	0	2	0	1	0	26
23:15	0	0	0	0	3	5	3	2	0	0	0	0	0	14
23:30	0	0	0	0	2	9	4	1	4	0	0	0	0	20
23:45	0	1	0	0	2	3	7	5	3	0	0	0	0	21
<b>Totals</b>	<b>87</b>	<b>466</b>	<b>223</b>	<b>181</b>	<b>896</b>	<b>2317</b>	<b>2500</b>	<b>1606</b>	<b>854</b>	<b>289</b>	<b>80</b>	<b>28</b>	<b>4</b>	<b>9531</b>
<b>% of Totals</b>	<b>1%</b>	<b>5%</b>	<b>2%</b>	<b>2%</b>	<b>9%</b>	<b>24%</b>	<b>26%</b>	<b>17%</b>	<b>9%</b>	<b>3%</b>	<b>1%</b>	<b>0%</b>	<b>0%</b>	<b>100%</b>

AM Volumes	40	194	81	56	252	696	798	507	265	103	29	19	2	3033		
% AM	0%	2%	1%	1%	3%	7%	8%	5%	3%	1%	0%	0%	0%	32%		
AM Peak Hour	08:15	07:50	08:15	07:45	07:45	07:30	07:30	07:30	08:30	07:30	06:50	09:15	07:30	07:30		
Volume	32	64	21	19	62	185	188	121	95	31	9	31	9	743		
PM Volumes	47	272	142	125	644	1621	1702	1099	589	186	53	18	2	6498		
% PM	0%	3%	1%	1%	7%	17%	18%	12%	6%	2%	1%	0%	0%	68%		
PM Peak Hour	16:00	14:45	14:45	16:30	16:30	16:30	16:30	16:30	16:30	16:30	17:15	16:30	16:30	17:30		
Volume	9	47	23	28	91	235	247	171	95	36	8	9	36	919		
Directional Peak Periods	AM 7-9				NOON 12-2				PM 4-6				Off Peak Volumes			
All Classes	Volume	%	Volume	%	Volume	%	Volume	%	Volume	%	Volume	%	Volume	%		
	1278	13%	955	10%	1731	18%	5567	58%								

Street Name	Direction	Percentiles					
		15th	50th	Average	85th	95th	ADT
Stirling Rd	East Bound	33	41	41			

Time	< 15	15 - 19	20 - 24	25 - 29	30 - 34	35 - 39	40 - 44	45 - 49	50 - 54	55 - 59	60 - 64	65 - 69	70 +	Total
00:00 AM	0	0	0	0	7	9	7	1	0	1	1	0	0	26
00:15	0	0	0	0	4	4	5	3	3	0	0	0	0	19
00:30	1	0	0	0	5	3	4	2	0	0	0	0	0	15
00:45	0	0	0	0	4	6	4	1	1	0	0	0	0	16
01:00	0	0	0	0	1	4	4	2	1	0	0	0	0	12
01:15	0	0	0	0	1	3	3	1	0	0	1	0	0	9
01:30	0	0	0	0	0	5	3	1	0	0	0	0	0	9
01:45	0	0	0	1	4	3	0	2	0	0	0	0	0	10
02:00	0	0	0	0	2	4	4	0	0	0	0	0	0	10
02:15	0	0	0	0	1	2	1	1	0	0	0	0	0	5
02:30	0	0	0	0	1	3	0	0	0	0	0	0	0	4
02:45	0	0	0	1	1	3	2	2	0	0	0	0	0	9
03:00	1	0	0	0	0	3	0	1	0	0	0	0	0	5
03:15	0	0	0	0	0	2	2	0	0	0	0	0	0	4
03:30	0	0	0	0	1	0	2	1	1	0	1	0	0	6
03:45	0	0	0	0	0	2	1	1	0	0	0	0	0	6
04:00	0	0	0	0	1	1	1	1	0	0	0	0	0	4
04:15	0	0	0	0	3	0	1	0	0	0	0	0	0	4
04:30	1	0	0	0	3	2	4	2	1	0	0	0	0	13
04:45	1	0	1	0	1	6	3	3	1	1	0	0	0	17
05:00	1	0	0	1	4	5	3	0	0	2	0	1	0	17
05:15	1	1	0	0	1	2	7	1	1	1	0	0	0	15
05:30	1	1	1	1	1	4	9	4	3	1	0	0	1	27
05:45	1	1	0	1	8	14	16	6	4	4	0	0	0	55
06:00	3	3	0	0	9	16	12	8	3	2	1	0	0	57
06:15	4	1	0	0	6	13	18	16	5	1	0	0	0	64
06:30	1	2	0	0	8	32	23	19	5	1	1	0	0	92
06:45	1	4	0	2	9	21	44	15	4	3	0	0	0	103
07:00	3	3	0	6	19	33	32	10	1	2	2	1	0	112
07:15	2	5	0	2	21	67	49	14	1	1	0	0	0	162
07:30	1	7	2	1	38	57	37	25	6	2	0	0	0	182
07:45	0	6	1	5	50	108	46	25	6	2	0	0	0	269
08:00	6	4	1	12	25	77	41	15	4	3	0	0	0	188
08:15	1	3	0	10	27	75	48	22	5	3	1	0	0	195
08:30	2	3	0	2	31	67	48	8	6	1	0	1	0	169
08:45	2	5	0	6	40	60	42	9	4	2	0	1	0	171
09:00	1	4	0	5	44	48	33	16	3	2	0	1	0	157
09:15	2	8	0	8	28	49	37	11	3	0	0	0	0	141
09:30	1	4	1	6	23	49	31	16	5	0	0	0	0	136
09:45	3	10	0	4	14	43	35	22	5	0	0	0	0	136
10:00	1	3	0	2	13	44	45	20	1	1	0	0	0	130
10:15	2	1	0	4	19	44	30	10	1	1	1	0	0	113
10:30	2	2	0	5	25	54	36	11	4	0	0	0	0	139
10:45	4	4	0	4	31	39	39	12	1	0	0	0	0	125
11:00	4	3	0	1	10	40	39	17	1	0	0	0	0	115
11:15	1	3	0	1	17	58	37	8	3	0	0	0	0	128
11:30	3	4	0	2	15	30	40	14	1	1	0	0	0	110
11:45	2	3	0	0	25	53	36	14	8	0	0	0	0	141
12:00 PM	2	5	0	3	24	57	53	21	5	0	0	0	0	150
12:15	2	0	0	1	7	40	60	18	4	0	1	1	0	134
12:30	0	7	0	2	25	42	47	17	1	1	1	0	0	143
12:45	0	4	0	3	26	59	39	10	2	1	0	0	0	144
13:00	2	6	0	1	26	34	42	21	7	1	1	0	0	141
13:15	0	3	1	5	24	55	43	19	7	0	0	0	0	157
13:30	2	5	1	5	20	62	45	16	7	0	0	0	0	163
13:45	0	3	2	2	36	62	39	6	1	1	0	0	0	152
14:00	2	7	0	6	19	57	39	18	7	0	0	0	0	155
14:15	3	3	0	2	41	55	46	14	3	1	0	0	0	168
14:30	0	3	1	11	42	59	43	14	1	0	0	0	0	174
14:45	0	5	0	8	46	81	40	12	7	3	0	0	0	202
15:00	0	3	0	9	53	104	52	16	6	2	0	0	0	245
15:15	4	4	0	4	26	64	54	28	7	1	0	1	1	194
15:30	0	4	0	4	26	89	62	24	5	0	0	0	0	214
15:45	2	4	1	22	52	92	65	17	6	0	0	0	0	211
16:00	2	5	0	2	23	93	70	18	3	1	0	0	0	267
16:15	2	3	0	5	46	100	60	26	3	2	0	0	0	247
16:30	4	6	0	5	31	100	53	19	7	0	0	0	0	225
16:45	2	2	0	7	53	87	78	29	5	0	1	0	0	264
17:00	4	5	0	1	40	104	57	25	5	1	0	0	0	242
17:15	2	6	0	5	50	87	62	20	9	0	0	0	0	241
17:30	1	6	0	5	33	94	64	31	5	1	0	0	0	230
17:45	2	6	1	8	50	136	70	15	6	1	0	0	0	295
18:00	5	6	3	5	29	110	65	18	2	1	1	0	0	245
18:15	0	5	0	4	33	107	75	25	5	1	0	0	0	255
18:30	1	5	0	1	19	65	64	22	2	0	0	0	0	179
18:45	3	7	2	3	38	81	49	22	7	0	0	0	0	212
19:00	3	7	1	1	19	26	79	43	22	2	1	0	0	183
19:15	0	0	1	3	13	56	52	20	5	0	0	0	0	150
19:30	2	5	0	0	20	53	35	12	3	0	0	0	0	130
19:45	2	1	0	3	14	57	52	8	2	0	0	0	0	139
20:00	0	3	1	1	16	49	23	16	4	0	0	0	0	113
20:15	1	2	0	1	19	35	37	12	3	0	0	0	0	110
20:30	0	2	0	2	17	42	36	8	5	0	0	0	0	113
20:45	0	0	0	2	11	40	22	8	4	1	0	0	0	88
21:00	0	1	1	1	5	43	28	13	5	0	0	0	0	97
21:15	2	0	0	2	12	38	25	7	1	1	0	0	0	88
21:30	1	0	0	2	7	15	20	19	6	0	0	0	0	70
21:45	1	2	0	2	3	38	25	12	3	0	0	0	0	65
22:00	1	0	0	0	7	21	17	10	2	1	0	0	0	59
22:15	1	2	0	2	4	17	20	8	1	0	0	0	0	55
22:30	0	0	0	0	2	10	15	5	2	0	0	0	0	34
22:45	0	0	0	0	2	11	11	7	2	0	0	0	0	33
23:00	0	0	1	0	2	10	11	2	2	1	1	0	0	30
23:15	0	0	0	0	3	6	6	3	1	0	0	0	0	20
23:30	0	0	0	0	3	6	7	3	0	0	0	0	0	19
23:45	0	0	0	0	2	4	11	3	0	0	0	0	0	20
Totals	121	247	24	253	1723	4042	2966	1131	292	67	15	7	2	10896
% of Totals	1%	2%	0%	2%	16%	37%	27%	10%	3%	1%	0%	0%	0%	100%

AM Peak Hour	10:15	09:00	07:15	08:00	08:30	07:45	07:45	07:30	07:30	07:30	06:15	08:15	04:45	07:30
AM Volumes	60	98	7	89	603	1266	954	392	104	42	9	5	1	3630
% AM	1%	1%	0%	1%	6%	12%	9%	4%	1%	0%	0%	0%	0%	33%
PM Peak Hour	16:15	17:15	18:00	17:15	17:30	17:30	17:30	16:30	14:15	12:15	12:00	14:30	14:30	17:30
PM Volumes	61	149	17	164	1130	2770	2012	739	188	25	6	2	1	7260
% PM	1%	1%	0%	2%	10%	25%	18%	7%	2%	0%	0%	0%	0%	67%
Off Peak Hour	16:15	17:15	18:00	17:15	17:30	17:30	17:30	16:30	14:15	12:15	12:00	14:30	14:30	17:30
Off Peak Volumes	12	26	4	30	143	327	183	87	33	3	3	3	3	814
% Off Peak	0%	0%	0%	0%	1%	3%	2%	1%	0%	0%	0%	0%	0%	8%

Street Name	Direction	Percentiles					
		15th	50th	Average	85th	95th	ADT
Stirling Rd	East Bound	33	41	41	49	55	9531
Stirling Rd	West Bound	33	39	39	45	49	10896

SPED

Stirling Rd Bet. SW 122nd Ave & SW 118th Ave

Day: Tuesday  
Date: 5/16/2023

City: Cooper City  
Project #: FL23\_140259\_044

Summary														
Time	< 15	15 - 19	20 - 24	25 - 29	30 - 34	35 - 39	40 - 44	45 - 49	50 - 54	55 - 59	60 - 64	65 - 69	70 +	Total
00:00 AM	0	0	0	0	9	9	10	3	0	2	1	0	0	34
00:15	0	0	0	0	4	6	9	6	4	0	0	1	0	30
00:30	1	0	0	1	5	7	9	5	4	1	0	0	0	33
00:45	0	2	0	1	6	7	10	3	2	0	0	0	0	31
01:00	1	1	0	0	2	4	7	3	2	1	1	0	1	21
01:15	0	1	0	0	2	7	5	3	1	0	1	0	0	20
01:30	0	1	0	0	0	5	4	2	0	0	0	0	0	12
01:45	0	1	1	1	4	4	0	5	1	1	0	0	0	18
02:00	0	0	0	0	4	4	4	0	0	0	0	0	0	12
02:15	0	0	0	0	2	4	4	1	1	1	0	0	0	13
02:30	0	0	0	0	1	5	1	0	0	0	0	0	0	8
02:45	0	0	0	1	2	3	3	3	0	0	1	0	0	13
03:00	1	0	0	0	0	4	1	1	0	0	0	0	0	7
03:15	0	0	0	0	1	3	4	1	0	1	0	0	0	10
03:30	0	0	0	0	1	0	2	1	1	0	1	0	0	6
03:45	0	1	0	0	0	2	2	3	0	0	1	0	0	9
04:00	0	0	0	0	1	1	1	1	0	0	0	0	0	4
04:15	0	1	0	0	0	3	2	2	1	0	0	0	0	9
04:30	1	0	0	0	3	2	7	5	1	0	0	0	0	19
04:45	1	1	1	1	1	8	4	5	2	1	0	0	0	24
05:00	1	0	0	1	4	7	4	1	0	3	0	1	0	22
05:15	1	2	0	0	2	5	14	1	1	2	0	0	0	28
05:30	1	3	2	2	2	7	15	8	3	1	0	0	1	45
05:45	1	1	0	2	11	19	23	13	5	6	0	0	0	81
06:00	3	4	0	0	11	19	24	14	4	3	1	1	0	84
06:15	4	2	0	0	7	19	26	22	11	2	1	1	0	95
06:30	2	4	0	0	11	11	37	34	26	9	2	2	0	128
06:45	3	12	1	3	12	34	60	31	17	4	2	1	0	180
07:00	4	15	7	9	24	60	64	26	7	5	3	1	0	225
07:15	6	23	4	2	30	93	75	37	17	5	0	0	0	292
07:30	2	25	3	3	48	95	89	68	16	10	2	0	0	361
07:45	1	22	4	8	69	162	103	49	18	11	2	0	0	449
08:00	7	13	5	19	44	131	85	63	18	12	1	0	0	381
08:15	5	14	10	14	37	114	93	48	16	12	5	0	0	368
08:30	7	14	6	7	45	98	82	31	16	3	1	1	0	311
08:45	2	15	3	6	55	88	84	34	23	0	8	0	1	319
09:00	4	8	6	7	58	79	74	40	17	5	0	1	0	299
09:15	4	11	4	5	34	73	84	29	10	2	1	1	0	264
09:30	2	10	5	9	31	69	68	40	13	2	0	0	0	249
09:45	4	18	2	5	23	68	70	52	20	3	3	0	0	268
10:00	2	7	5	4	27	75	77	44	12	7	1	0	1	262
10:15	3	9	4	4	29	79	46	28	15	9	4	0	0	230
10:30	4	11	0	8	40	71	64	23	10	0	0	0	0	231
10:45	5	9	1	9	39	62	64	26	8	5	0	1	1	219
11:00	5	7	1	3	19	82	60	31	7	1	2	1	0	219
11:15	2	8	3	3	30	83	61	18	16	6	0	0	1	231
11:30	7	7	11	4	26	65	69	34	10	4	2	0	0	239
11:45	3	9	2	3	34	81	60	32	22	3	1	0	0	250
12:00 PM	4	11	4	6	33	92	63	37	12	3	0	0	0	265
12:15	3	3	2	1	20	62	101	34	16	4	1	1	0	248
12:30	1	15	2	6	38	66	70	38	14	5	2	0	0	257
12:45	0	5	5	9	34	79	69	28	13	4	1	0	0	247
13:00	3	10	2	4	31	61	83	47	26	6	1	0	0	274
13:15	1	9	1	7	28	84	82	46	20	1	1	0	0	280
13:30	2	13	1	6	35	86	78	41	16	1	3	0	0	282
13:45	2	12	7	5	46	112	65	23	9	3	2	0	0	286
14:00	2	12	0	7	30	88	70	36	16	3	1	0	0	265
14:15	3	12	2	5	57	85	84	35	21	5	1	0	0	310
14:30	1	8	5	15	61	96	83	50	16	4	1	0	0	340
14:45	1	12	9	9	66	130	86	43	18	10	1	1	0	386
15:00	1	16	7	12	75	160	105	42	16	4	2	0	0	440
15:15	6	18	1	6	40	113	105	57	20	6	1	2	1	376
15:30	2	17	6	8	48	131	115	62	20	2	3	1	0	415
15:45	3	10	3	22	66	142	124	50	24	5	1	0	0	450
16:00	5	14	6	10	38	148	121	38	18	7	2	0	0	407
16:15	2	10	2	7	69	154	121	54	27	6	0	0	0	452
16:30	8	16	8	21	60	157	100	35	25	11	1	0	0	442
16:45	4	9	6	8	68	141	134	62	29	5	3	0	0	469
17:00	5	15	4	4	62	160	112	76	31	11	4	1	0	485
17:15	2	16	4	13	74	155	122	60	36	10	1	0	1	494
17:30	2	15	4	5	52	127	140	70	18	5	0	0	0	438
17:45	5	11	5	11	73	187	121	51	31	6	2	0	0	505
18:00	9	14	10	17	52	169	121	62	27	7	3	2	0	493
18:15	0	11	3	7	42	158	126	77	26	7	3	0	0	460
18:30	2	11	4	2	47	111	114	50	15	8	0	0	0	364
18:45	5	14	9	10	69	127	86	46	18	1	2	2	0	389
19:00	3	9	6	9	41	110	87	50	11	4	1	1	0	331
19:15	0	9	7	3	25	104	86	53	25	5	1	1	0	319
19:30	3	11	0	4	44	97	68	43	13	4	1	0	0	288
19:45	6	8	4	3	35	88	83	27	17	1	1	1	0	274
20:00	1	6	1	1	30	83	55	35	9	3	3	1	0	228
20:15	2	8	7	3	38	67	72	33	13	5	1	1	0	250
20:30	0	6	1	7	27	61	55	30	14	7	0	0	0	208
20:45	2	7	1	2	15	57	56	24	18	5	0	0	0	187
21:00	1	2	3	3	9	68	50	27	16	4	0	0	0	183
21:15	2	2	2	3	19	61	54	27	13	3	3	0	0	189
21:30	1	0	1	2	13	38	46	37	13	0	0	0	0	154
21:45	1	3	1	2	10	34	49	27	9	6	2	1	1	137
22:00	1	1	1	1	10	31	34	16	5	4	0	0	0	104
22:15	1	6	0	3	9	33	33	17	4	1	0	0	0	107
22:30	0	2	0	0	5	18	20	10	4	1	0	1	0	61
22:45	0	1	1	0	7	16	16	9	3	1	1	0	0	55
23:00	0	0	1	0	4	17	21	6	2	3	1	1	0	56
23:15	0	0	0	0	6	11	9	5	3	1	0	0	0	34
23:30	0	0	0	0	5	15	11	4	4	0	0	0	0	39
23:45	0	1	0	0	4	7	18	8	3	0	0	0	0	41
Totals	208	713	247	434	2625	6358	5466	2737	1146	356	95	35	6	20427
% of Totals	1%	3%	1%	2%	13%	31%	27%	13%	6%	2%	0%	0%	0%	100%
AM Volumes	100	293	88	145	853	1862	1752	999	389	145	38	15	3	6643
% AM	0%	1%	0%	1%	4%	10%	10%	4%	2%	1%	0%	0%	0%	33%
AM Peak Hour	08:00	07:50	07:45	07:45	07:30	07:45	07:30	07:30	08:30	07:30	08:00	04:45	07:30	
Volume	21	85	251	48	158	505	370	208	75	45	10	5	1	1550
PM Volumes	108	421	159	289	1770	4397	3714	1838	777	211	57	20	1	13764
% PM	1%	2%	1%	1%	9%	22%	18%	9%	4%	1%	0%	0%	0%	67%
PM Peak Hour	16:00	14:45	18:00	15:45	16:30	17:30	16:45	16:30	16:30	16:30	14:45	14:30		1735
Volume	19	63	261	60	264	641	908	268	321	14	37	9	1	1930
Directional Peak Periods	AM 7-9			NOON 12-2				PM 4-6			Off Peak Volumes			
All Classes	Volume	%	Volume	%	Volume	%	Volume	%	Volume	%				
	2706	13%	2139	10%	3692	18%	11890	58%						
Street Name	Direction	15th	50th	Average	85th	95th	ADT							
Stirling Rd	Summary	33	40	40	47	53	20427							

# SPEED

## Stirling Rd Bet. SW 122nd Ave & SW 118th Ave

Day: Tuesday  
Date: 5/16/2023

City: Cooper City  
Project #: FL23\_140259\_044e

### East Bound

Time	< 15	15 - 19	20 - 24	25 - 29	30 - 34	35 - 39	40 - 44	45 - 49	50 - 54	55 - 59	60 - 64	65 - 69	70 +	Total
00:00 AM	0	2	0	2	4	7	18	10	6	2	0	1	0	52
01:00	1	4	1	0	2	5	6	7	3	2	0	0	0	31
02:00	0	0	0	0	4	4	5	2	1	1	1	0	0	18
03:00	0	1	0	0	1	3	5	1	0	2	0	0	0	13
04:00	0	2	0	0	0	4	5	6	1	0	0	0	0	18
05:00	0	3	1	2	5	13	21	12	1	4	0	0	0	62
06:00	3	12	1	1	9	27	48	35	24	4	4	3	0	171
07:00	7	64	15	8	43	145	167	106	42	20	5	0	0	622
08:00	10	41	23	16	58	152	165	102	54	26	6	3	0	656
09:00	7	21	13	8	37	100	160	96	53	10	4	1	0	510
10:00	5	26	10	10	47	106	100	68	38	19	4	1	1	435
11:00	7	18	17	9	42	130	98	62	42	13	5	1	1	445
12:00 PM	4	18	13	13	43	101	124	71	43	14	2	0	0	446
13:00	4	27	7	9	34	130	139	95	49	9	6	0	0	509
14:00	2	26	15	9	66	147	155	106	53	18	4	1	0	602
15:00	6	46	16	9	72	197	216	126	56	14	7	2	0	767
16:00	9	33	22	27	82	220	215	97	81	26	5	0	0	817
17:00	5	34	16	14	88	218	242	166	91	29	7	3	1	914
18:00	7	27	21	23	91	202	194	148	70	21	7	4	0	815
19:00	5	29	15	9	72	154	142	111	54	13	3	3	0	610
20:00	4	19	9	7	47	102	120	78	38	19	4	2	0	449
21:00	1	4	6	3	24	87	92	67	36	15	5	1	1	342
22:00	0	8	2	2	16	39	40	22	9	6	1	1	0	146
23:00	0	1	0	0	9	24	23	12	9	2	0	1	0	81
<b>Totals</b>	<b>87</b>	<b>466</b>	<b>223</b>	<b>181</b>	<b>896</b>	<b>2317</b>	<b>2500</b>	<b>1606</b>	<b>854</b>	<b>289</b>	<b>80</b>	<b>28</b>	<b>4</b>	<b>9531</b>
<b>% of Totals</b>	<b>1%</b>	<b>5%</b>	<b>2%</b>	<b>2%</b>	<b>9%</b>	<b>24%</b>	<b>26%</b>	<b>17%</b>	<b>9%</b>	<b>3%</b>	<b>1%</b>	<b>0%</b>	<b>0%</b>	<b>100%</b>

<b>AM Volumes</b>	40	194	81	56	252	696	798	507	265	103	29	10	2	3033
<b>% AM</b>	0%	2%	1%	1%	3%	7%	8%	5%	3%	1%	0%	0%	0%	32%
<b>AM Peak Hour</b>	08:00	07:00	08:00	08:00	08:00	08:00	07:00	07:00	08:00	08:00	08:00	06:00	10:00	08:00
<b>Volume</b>	10	64	23	16	58	152	167	106	54	26	6	3	1	656
<b>PM Volumes</b>	47	272	142	125	644	1621	1702	1099	589	186	51	18	2	6498
<b>% PM</b>	0%	3%	1%	1%	7%	17%	18%	12%	6%	2%	1%	0%	0%	68%
<b>PM Peak Hour</b>	16:00	15:00	16:00	16:00	18:00	16:00	17:00	17:00	17:00	17:00	15:00	18:00	17:00	17:00
<b>Volume</b>	9	46	22	27	91	220	242	166	91	29	7	4	1	914

Directional Peak Periods		AM 7-9		NOON 12-2		PM 4-6		Off Peak Volumes	
All Speeds		Volume	%	Volume	%	Volume	%	Volume	%
		1278	↔ 13%	955	↔ 10%	1731	↔ 18%	5567	↔ 58%

Street Name	Direction	Percentiles					ADT
		15th	50th	Average	85th	95th	
Stirling Rd	East Bound	33	41	41	49	55	9531
Stirling Rd	West Bound	33	39	39	45	49	10896

# SPEED

## Stirling Rd Bet. SW 122nd Ave & SW 118th Ave

Day: Tuesday  
Date: 5/16/2023

City: Cooper City  
Project #: FL23\_140259\_044w

### West Bound

Time	< 15	15 - 19	20 - 24	25 - 29	30 - 34	35 - 39	40 - 44	45 - 49	50 - 54	55 - 59	60 - 64	65 - 69	70 +	Total
00:00 AM	1	0	0	0	20	22	20	7	4	1	1	0	0	76
01:00	0	0	0	1	6	15	10	6	1	0	1	0	0	40
02:00	0	0	0	1	5	12	7	3	0	0	0	0	0	28
03:00	1	0	0	0	3	6	5	2	1	0	1	0	0	19
04:00	2	0	1	0	8	9	9	6	2	1	0	0	0	38
05:00	4	3	1	3	14	25	35	11	8	8	0	1	1	114
06:00	9	10	0	3	32	82	96	58	17	7	2	0	0	316
07:00	6	21	3	14	128	265	164	74	16	11	2	1	0	705
08:00	11	15	1	30	123	279	179	54	19	9	1	2	0	723
09:00	7	26	1	18	109	189	136	65	16	2	0	1	0	570
10:00	9	10	0	15	88	181	141	53	7	2	1	0	0	507
11:00	10	13	0	4	67	181	152	53	13	1	0	0	0	494
12:00 PM	4	16	0	9	82	198	179	66	12	2	2	1	0	571
13:00	4	17	4	13	106	213	169	62	22	2	1	0	0	613
14:00	5	18	1	27	148	252	168	58	18	4	0	0	0	699
15:00	6	15	1	39	157	349	233	85	24	3	0	1	1	914
16:00	10	16	0	19	153	380	261	92	18	3	1	0	0	953
17:00	9	23	1	19	173	411	253	91	25	3	0	0	0	1008
18:00	9	23	5	13	119	363	253	87	16	2	1	0	0	891
19:00	7	8	2	10	73	245	182	62	12	1	0	0	0	602
20:00	1	8	1	6	63	166	118	44	16	1	0	0	0	424
21:00	4	3	1	7	27	114	98	51	15	1	0	0	0	321
22:00	2	2	0	2	15	59	63	30	7	1	0	0	0	181
23:00	0	0	1	0	10	26	35	11	3	2	1	0	0	89
<b>Totals</b>	<b>121</b>	<b>247</b>	<b>24</b>	<b>253</b>	<b>1729</b>	<b>4042</b>	<b>2966</b>	<b>1131</b>	<b>292</b>	<b>67</b>	<b>15</b>	<b>7</b>	<b>2</b>	<b>10896</b>
<b>% of Totals</b>	<b>1%</b>	<b>2%</b>	<b>0%</b>	<b>2%</b>	<b>16%</b>	<b>37%</b>	<b>27%</b>	<b>10%</b>	<b>3%</b>	<b>1%</b>	<b>0%</b>	<b>0%</b>	<b>0%</b>	<b>100%</b>

<b>AM Volumes</b>	60	98	7	89	603	1266	954	392	104	42	9	5	1	3630
<b>% AM</b>	1%	1%	0%	1%	6%	12%	9%	4%	1%	0%	0%	0%	0%	33%
<b>AM Peak Hour</b>	08:00	09:00	07:00	08:00	07:00	08:00	08:00	07:00	08:00	07:00	06:00	08:00	05:00	08:00
<b>Volume</b>	11	26	3	30	128	279	179	74	19	11	2	2	1	723
<b>PM Volumes</b>	61	149	17	164	1126	2776	2012	739	188	25	6	2	1	7266
<b>% PM</b>	1%	1%	0%	2%	10%	25%	18%	7%	2%	0%	0%	0%	0%	67%
<b>PM Peak Hour</b>	16:00	17:00	18:00	15:00	17:00	17:00	16:00	16:00	17:00	14:00	12:00	12:00	15:00	17:00
<b>Volume</b>	10	23	5	39	173	411	261	92	25	4	2	1	1	1008

Directional Peak Periods		AM 7-9		NOON 12-2		PM 4-6		Off Peak Volumes	
All Speeds		Volume	%	Volume	%	Volume	%	Volume	%
		1428	↔ 13%	1184	↔ 11%	1961	↔ 18%	6323	↔ 58%

Street Name	Direction	Percentiles					
		15th	50th	Average	85th	95th	ADT
Stirling Rd	East Bound	33	41	41	49	55	9531
Stirling Rd	West Bound	33	39	39	45	49	10896



# SPEED

Stirling Rd Bet. SW 122nd Ave & SW 118th Ave

Day: Tuesday  
Date: 5/16/2023

City: Cooper City  
Project #: FL23\_140259\_044

## Summary

Time	< 15	15 - 19	20 - 24	25 - 29	30 - 34	35 - 39	40 - 44	45 - 49	50 - 54	55 - 59	60 - 64	65 - 69	70 +	Total
00:00 AM	1	2	0	2	24	29	38	17	10	3	1	1	0	128
01:00	1	4	1	1	8	20	16	13	4	2	1	0	0	71
02:00	0	0	0	1	9	16	12	5	1	1	1	0	0	46
03:00	1	1	0	0	4	9	10	3	1	2	1	0	0	32
04:00	2	2	1	0	8	13	14	12	3	1	0	0	0	56
05:00	4	6	2	5	19	38	56	23	9	12	0	1	1	176
06:00	12	22	1	4	41	109	144	93	41	11	6	3	0	487
07:00	13	85	18	22	171	410	331	180	58	31	7	1	0	1327
08:00	21	56	24	46	181	431	344	156	73	35	7	5	0	1379
09:00	14	47	14	26	146	289	296	161	69	12	4	2	0	1080
10:00	14	36	10	25	135	287	241	121	45	21	5	1	1	942
11:00	17	31	17	13	109	311	250	115	55	14	5	1	1	939
12:00 PM	8	34	13	22	125	299	303	137	55	16	4	1	0	1017
13:00	8	44	11	22	140	343	308	157	71	11	7	0	0	1122
14:00	7	44	16	36	214	399	323	164	71	22	4	1	0	1301
15:00	12	61	17	48	229	546	449	211	80	17	7	3	1	1681
16:00	19	49	22	46	235	600	476	189	99	29	6	0	0	1770
17:00	14	57	17	33	261	629	495	257	116	32	7	3	1	1922
18:00	16	50	26	36	210	565	447	235	86	23	8	4	0	1706
19:00	12	37	17	19	145	399	324	173	66	14	3	3	0	1212
20:00	5	27	10	13	110	268	238	122	54	20	4	2	0	873
21:00	5	7	7	10	51	201	190	118	51	16	5	1	1	663
22:00	2	10	2	4	31	98	103	52	16	7	1	1	0	327
23:00	0	1	1	0	19	50	58	23	12	4	1	1	0	170
<b>Totals</b>	<b>208</b>	<b>713</b>	<b>247</b>	<b>434</b>	<b>2625</b>	<b>6359</b>	<b>5466</b>	<b>2737</b>	<b>1146</b>	<b>356</b>	<b>95</b>	<b>35</b>	<b>6</b>	<b>20427</b>
<b>% of Totals</b>	<b>1%</b>	<b>3%</b>	<b>1%</b>	<b>2%</b>	<b>13%</b>	<b>31%</b>	<b>27%</b>	<b>13%</b>	<b>6%</b>	<b>2%</b>	<b>0%</b>	<b>0%</b>	<b>0%</b>	<b>100%</b>

<b>AM Volumes</b>	100	292	88	145	855	1962	1752	899	369	145	38	15	3	6663
<b>% AM</b>	0%	1%	0%	1%	4%	10%	9%	4%	2%	1%	0%	0%	0%	33%
<b>AM Peak Hour</b>	08:00	07:00	08:00	08:00	08:00	08:00	08:00	07:00	08:00	08:00	07:00	08:00	05:00	08:00
<b>Volume</b>	21	85	24	46	181	431	344	180	73	35	7	5	1	1379
<b>PM Volumes</b>	108	421	159	289	1770	4397	3714	1838	777	211	57	20	3	13764
<b>% PM</b>	1%	2%	1%	1%	9%	22%	18%	9%	4%	1%	0%	0%	0%	67%
<b>PM Peak Hour</b>	16:00	15:00	18:00	15:00	17:00	17:00	17:00	17:00	17:00	17:00	18:00	18:00	15:00	17:00
<b>Volume</b>	19	61	26	48	261	629	495	257	116	32	8	4	1	1922

Directional Peak Periods		AM 7-9		NOON 12-2		PM 4-6		Off Peak Volumes	
All Speeds		Volume	%	Volume	%	Volume	%	Volume	%
		2706	↔ 13%	2139	↔ 10%	3692	↔ 18%	11890	↔ 58%

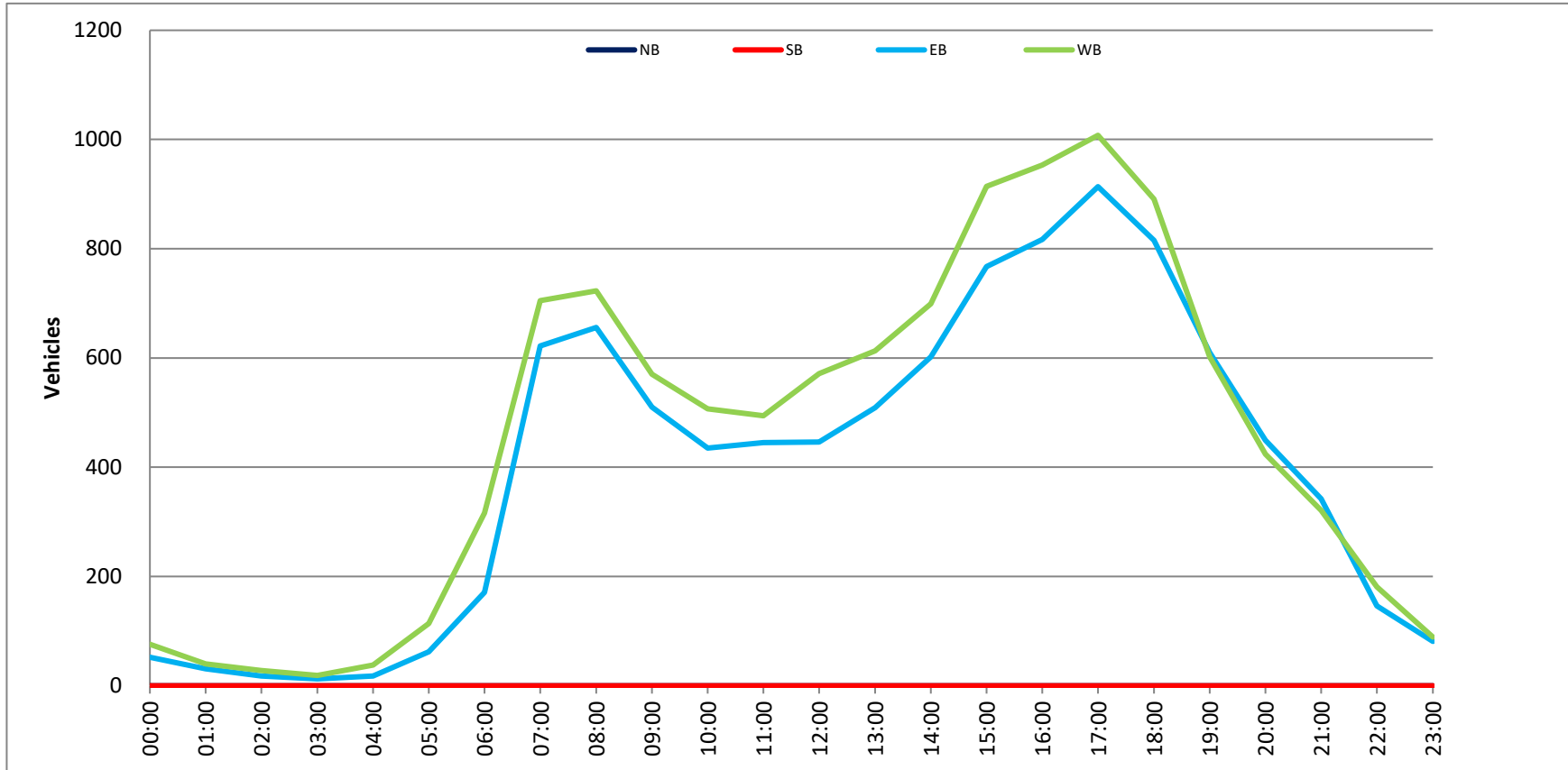
Street Name	Direction	Percentiles					ADT
		15th	50th	Average	85th	95th	
Stirling Rd	Summary	33	40	40	47	53	20427

Stirling Rd Bet. SW 122nd Ave & SW 118th Ave

Day: Tuesday  
 Date: 5/16/2023

City: Cooper City  
 Project #: FL23\_140259\_044

DAILY TOTALS		NB		SB		TOTAL		EB		WB		TOTAL				
		NB	SB	EB	WB	TOTAL	PMI Period	NB	SB	EB	WB	TOTAL				
AM Period	NB	SB	EB	WB	TOTAL	PMI Period	NB	SB	EB	WB	TOTAL	Total				
00:00	0	0	8	26	34	12:00	0	0	115	150	265	20,427				
00:15	0	0	11	19	30	12:15	0	0	114	134	248					
00:30	0	0	18	15	33	12:30	0	0	114	143	257					
00:45	0	0	15	16	31	12:45	0	0	103	446	571					
01:00	0	0	9	12	21	13:00	0	0	133	141	274					
01:15	0	0	11	9	20	13:15	0	0	123	157	280					
01:30	0	0	3	9	12	13:30	0	0	119	163	282					
01:45	0	0	8	10	18	13:45	0	0	134	509	613					
02:00	0	0	2	10	12	14:00	0	0	110	155	265					
02:15	0	0	8	5	13	14:15	0	0	142	168	310					
02:30	0	0	4	4	8	14:30	0	0	166	174	340					
02:45	0	0	4	9	13	14:45	0	0	184	602	699					
03:00	0	0	2	5	7	15:00	0	0	195	245	440					
03:15	0	0	6	4	10	15:15	0	0	182	194	376					
03:30	0	0	0	6	6	15:30	0	0	201	214	415					
03:45	0	0	5	13	9	15:45	0	0	189	767	914					
04:00	0	0	0	4	4	16:00	0	0	190	217	407					
04:15	0	0	5	4	9	16:15	0	0	205	247	452					
04:30	0	0	6	13	19	16:30	0	0	217	225	442					
04:45	0	0	7	18	24	16:45	0	0	205	817	953					
05:00	0	0	5	17	22	17:00	0	0	243	242	485					
05:15	0	0	13	15	28	17:15	0	0	253	241	494					
05:30	0	0	18	27	45	17:30	0	0	208	230	438					
05:45	0	0	26	62	81	17:45	0	0	210	914	295					
06:00	0	0	27	57	84	18:00	0	0	248	245	493					
06:15	0	0	31	64	95	18:15	0	0	205	255	460					
06:30	0	0	36	92	128	18:30	0	0	185	179	364					
06:45	0	0	77	103	180	18:45	0	0	177	815	212					
07:00	0	0	113	112	225	19:00	0	0	148	183	331					
07:15	0	0	130	162	292	19:15	0	0	169	150	319					
07:30	0	0	179	182	361	19:30	0	0	158	130	288					
07:45	0	0	200	622	449	19:45	0	0	135	610	139					
08:00	0	0	193	188	381	20:00	0	0	115	113	228					
08:15	0	0	173	195	368	20:15	0	0	140	110	250					
08:30	0	0	142	169	311	20:30	0	0	95	113	208					
08:45	0	0	148	656	319	20:45	0	0	99	449	88					
09:00	0	0	142	157	299	21:00	0	0	86	97	183					
09:15	0	0	123	141	264	21:15	0	0	101	88	189					
09:30	0	0	113	136	249	21:30	0	0	84	70	154					
09:45	0	0	132	510	268	21:45	0	0	71	342	66					
10:00	0	0	132	130	262	22:00	0	0	45	59	104					
10:15	0	0	117	113	230	22:15	0	0	52	55	107					
10:30	0	0	92	139	231	22:30	0	0	27	34	61					
10:45	0	0	94	435	219	22:45	0	0	22	146	33					
11:00	0	0	104	115	219	23:00	0	0	26	30	56					
11:15	0	0	103	128	231	23:15	0	0	14	20	34					
11:30	0	0	129	110	239	23:30	0	0	20	19	39					
11:45	0	0	109	445	250	23:45	0	0	21	81	20					
TOTALS			3033	3630	6663	TOTALS			6498	7266	13764					
SPLIT %			45.5%	54.5%	32.6%	SPLIT %			47.2%	52.8%	67.4%					
<b>DAILY TOTALS</b>							<b>NB</b>		<b>SB</b>		<b>EB</b>		<b>WB</b>		<b>Total</b>	
							0		0		9,531		10,896		20,427	
AM Peak Hour							07:30		07:30		07:30		17:15		17:30	
AM Pk Volume							745		814		1559		919		1930	
Pk Hr Factor							0.931		0.817		0.868		0.908		0.869	
7 - 9 Volume							0		0		2706		1731		1961	
7 - 9 Peak Hour							07:30		07:30		07:30		16:30		17:00	
7 - 9 Pk Volume							745		814		1559		918		1008	
Pk Hr Factor							0.931		0.817		0.868		0.907		0.854	



East Bound														
Time	< 15	15 - 19	20 - 24	25 - 29	30 - 34	35 - 39	40 - 44	45 - 49	50 - 54	55 - 59	60 - 64	65 - 69	70 +	Total
00:00 AM	0	0	1	1	0	3	4	2	0	1	1	0	0	13
00:15	1	0	0	0	2	4	2	3	1	0	0	0	0	13
00:30	0	0	0	1	0	2	4	1	1	0	0	0	0	10
00:45	0	0	0	1	1	1	2	0	0	0	0	0	0	5
01:00	0	0	0	1	1	4	3	4	2	1	1	1	1	14
01:15	0	0	0	0	1	2	1	2	0	0	1	0	0	7
01:30	0	0	0	2	0	1	0	0	0	0	0	0	0	3
01:45	0	0	1	0	0	0	1	0	0	0	0	0	0	2
02:00	0	0	0	0	0	0	0	0	0	1	0	0	0	1
02:15	0	0	0	1	0	0	0	1	1	0	0	0	0	3
02:30	0	0	0	0	1	0	1	0	1	0	1	0	0	4
02:45	0	0	0	0	0	0	0	1	0	1	1	0	0	3
03:00	0	0	0	0	0	0	1	0	0	0	0	0	0	1
03:15	0	0	0	0	0	0	2	1	2	0	0	0	0	5
03:30	0	1	0	0	0	0	3	0	0	0	0	0	0	4
03:45	0	0	0	0	0	2	0	0	0	0	0	0	0	2
04:00	0	1	0	1	0	1	0	2	0	0	0	0	0	5
04:15	0	1	0	0	1	0	2	1	0	0	0	1	0	6
04:30	0	0	0	1	0	2	2	2	0	0	1	0	0	8
04:45	0	0	0	0	0	5	3	1	1	0	1	0	0	10
05:00	0	0	0	0	0	4	1	1	1	0	0	0	0	7
05:15	1	0	0	0	2	4	0	2	0	0	0	0	0	9
05:30	0	3	0	0	2	2	6	7	0	0	0	0	0	20
05:45	1	1	0	1	5	6	4	2	1	0	0	0	0	21
06:00	0	1	0	0	4	7	9	3	0	1	1	0	0	26
06:15	1	3	0	0	1	4	7	9	3	0	1	0	0	29
06:30	0	4	0	0	2	8	10	9	3	2	0	0	0	38
06:45	1	9	1	1	3	15	20	10	5	4	1	0	0	70
07:00	3	14	3	3	9	25	25	19	3	5	3	0	0	112
07:15	3	15	6	2	13	33	39	18	12	5	0	1	0	147
07:30	1	19	4	2	17	55	49	23	17	5	1	0	0	193
07:45	2	11	3	4	24	50	61	33	13	9	2	0	0	212
08:00	1	8	5	1	20	53	55	33	12	3	0	0	0	197
08:15	0	12	4	10	27	55	46	24	20	7	1	0	0	206
08:30	2	15	8	4	26	43	31	18	10	5	0	0	0	162
08:45	3	9	4	4	15	45	52	25	14	5	3	0	0	179
09:00	0	9	2	1	12	31	41	27	12	3	1	1	0	140
09:15	1	5	2	0	11	27	33	23	6	2	0	2	0	107
09:30	1	7	4	0	10	35	28	17	5	4	0	0	0	112
09:45	0	7	6	0	12	19	30	21	9	2	3	2	0	111
10:00	1	7	0	0	12	33	27	20	6	3	1	1	0	111
10:15	0	4	0	1	12	23	40	18	7	2	1	0	0	108
10:30	0	3	3	0	7	18	28	15	6	1	2	1	0	84
10:45	0	5	1	0	9	16	31	17	2	2	0	0	0	94
11:00	0	8	4	2	12	26	21	18	10	4	0	0	0	105
11:15	2	9	1	0	5	21	27	25	6	1	0	1	0	98
11:30	1	6	3	1	10	25	31	11	7	3	0	0	0	98
11:45	2	2	2	2	10	35	27	25	12	1	0	0	1	119
12:00 PM	5	6	1	2	12	38	27	20	13	4	0	0	0	128
12:15	0	5	0	7	8	20	28	27	8	3	0	0	0	106
12:30	0	7	2	0	19	34	29	24	15	3	0	0	0	133
12:45	1	3	4	0	10	34	36	16	7	5	2	0	0	118
13:00	0	4	3	3	10	45	44	17	13	3	1	0	0	143
13:15	1	1	3	0	13	30	47	26	16	3	1	0	0	141
13:30	0	7	1	0	6	32	42	31	15	5	1	0	0	140
13:45	2	5	2	4	12	34	28	24	15	6	4	0	0	136
14:00	3	6	5	1	12	30	33	21	10	3	1	0	0	125
14:15	0	5	5	2	21	24	36	27	10	1	0	1	0	132
14:30	2	7	6	8	18	43	32	36	17	6	1	0	0	176
14:45	11	12	7	7	13	31	55	30	14	5	1	0	0	179
15:00	3	11	33	33	53	39	10	3	0	0	0	0	0	175
15:15	2	11	4	9	49	44	35	13	6	0	0	1	0	174
15:30	1	8	1	3	29	47	48	39	11	4	3	0	0	194
15:45	1	11	4	6	36	56	38	22	11	2	0	0	0	187
16:00	3	11	5	6	30	58	46	33	11	4	1	0	0	208
16:15	0	7	4	10	34	49	46	23	26	8	0	0	0	208
16:30	1	13	6	3	12	46	44	30	23	6	0	1	0	185
16:45	1	9	3	2	20	53	46	32	18	3	3	0	0	190
17:00	0	5	5	6	18	83	64	31	11	4	4	0	0	231
17:15	0	12	2	1	28	50	53	35	22	6	0	0	0	209
17:30	0	6	4	2	19	52	59	44	17	11	1	1	0	216
17:45	1	7	4	6	31	64	48	37	12	5	2	0	0	217
18:00	1	7	4	4	14	46	58	41	25	10	3	0	0	213
18:15	1	6	4	1	11	40	59	43	14	4	2	1	1	187
18:30	0	8	5	0	16	41	44	25	11	3	1	0	0	154
18:45	1	9	3	3	11	48	49	33	10	5	2	0	0	175
19:00	4	5	3	3	11	26	44	29	17	2	2	0	0	177
19:15	0	12	3	1	13	25	37	23	10	3	5	2	0	134
19:30	1	8	3	1	18	46	41	23	13	1	1	0	0	156
19:45	0	7	5	0	18	36	39	21	9	1	1	0	0	137
20:00	3	6	0	1	10	25	22	17	7	4	0	0	0	95
20:15	0	4	4	1	9	35	42	22	19	3	0	1	0	140
20:30	0	2	1	2	6	27	20	22	7	5	2	0	0	98
20:45	1	2	0	3	5	18	30	19	8	5	0	0	0	91
21:00	2	3	2	0	8	25	30	23	8	4	2	0	1	108
21:15	2	3	2	0	5	15	23	19	9	8	1	1	0	88
21:30	0	0	0	0	4	17	19	7	11	7	1	0	0	66
21:45	0	2	1	0	3	31	12	10	4	2	1	0	0	46
22:00	0	2	1	1	3	18	7	8	5	2	0	1	0	48
22:15	0	3	1	2	7	9	8	8	4	1	0	0	0	43
22:30	0	3	0	1	0	3	15	6	2	1	0	0	0	31
22:45	0	1	1	0	4	6	2	4	3	1	1	0	0	23
23:00	0	1	1	0	1	4	11	5	4	1	0	0	0	28
23:15	0	2	1	0	1	4	12	2	5	3	0	0	0	30
23:30	0	0	1	0	1	2	8	5	2	1	1	0	0	21
23:45	0	1	1	0	0	3	5	3	2	1	0	0	0	16
<b>Totals</b>	<b>83</b>	<b>475</b>	<b>227</b>	<b>196</b>	<b>1030</b>	<b>2347</b>	<b>2395</b>	<b>1533</b>	<b>731</b>	<b>260</b>	<b>82</b>	<b>22</b>	<b>3</b>	<b>9390</b>
<b>% of Totals</b>	<b>1%</b>	<b>5%</b>	<b>2%</b>	<b>2%</b>	<b>11%</b>	<b>25%</b>	<b>26%</b>	<b>16%</b>	<b>8%</b>	<b>3%</b>	<b>1%</b>	<b>0%</b>	<b>0%</b>	<b>100%</b>

AM Volumes	25	199	68	47	301	749	809	495	209	86	31	19	1	3034	
% AM	0%	2%	1%	1%	3%	8%	9%	5%	2%	1%	0%	0%	0%	32%	
AM Peak Hour	11:15	07:00	08:00	07:45	07:45	07:30	07:30	07:30	07:30	07:00	09:00	09:00	11:00	07:30	
Volume	10	59	21	15	97	213	211	213	62	24	30	5	11	803	
PM Volumes	54	270	159	149	729	1590	1580	1044	522	174	51	12	2	6350	
% PM	1%	3%	2%	2%	8%	17%	17%	11%	6%	2%	1%	0%	0%	68%	
PM Peak Hour	16:30	14:45	14:15	14:45	15:00	17:00	17:00	16:00	17:15	16:30	18:30	17:30	17:30	17:00	
Volume	18	42	51	63	167	249	224	165	81	32	10	1	1	873	
<b>Directional Peak Periods</b>	<b>AM 7-9</b>				<b>NOON 12-2</b>				<b>PM 4-6</b>				<b>Off Peak Volumes</b>		
<b>All Classes</b>	Volume				Volume				Volume				Volume		
	1408				1045				1664				5273		
	15%				11%				18%				56%		

Street Name	Direction	Percentiles				
		15th	50th	Average	85th	95th
Stirling Rd	East Bound	32	41	40	49	54

Time	< 15	15 - 19	20 - 24	25 - 29	30 - 34	35 - 39	40 - 44	45 - 49	50 - 54	55 - 59	60 - 64	65 - 69	70 +	Total
00:00 AM	0	0	0	0	3	6	4	2	1	0	0	0	0	16
00:15	0	0	0	0	0	7	1	0	0	0	0	0	0	8
00:30	0	0	0	0	4	3	5	2	1	0	0	0	0	15
00:45	0	0	0	0	0	4	3	3	0	0	0	0	0	10
01:00	0	1	0	1	1	3	0	2	2	0	0	0	0	10
01:15	0	0	1	0	1	1	4	2	0	0	1	0	0	10
01:30	0	1	0	0	2	0	4	2	1	0	0	0	0	10
01:45	0	1	0	0	1	0	3	0	1	0	0	0	0	6
02:00	0	0	0	0	1	5	1	2	0	1	0	0	0	10
02:15	0	0	0	0	1	2	1	1	0	0	0	0	0	5
02:30	0	0	0	0	0	0	1	2	1	0	0	0	0	4
02:45	0	0	0	0	2	2	1	1	3	0	0	0	0	9
03:00	0	0	0	1	1	2	1	0	0	0	0	0	0	5
03:15	0	0	1	0	0	2	2	0	0	2	0	0	0	7
03:30	0	0	1	0	0	4	0	0	1	0	0	0	0	6
03:45	0	0	0	0	0	2	0	3	1	0	0	0	0	6
04:00	0	0	0	0	0	0	2	1	0	0	0	0	0	3
04:15	0	0	0	0	1	2	1	1	0	0	0	0	0	5
04:30	0	0	0	0	2	2	4	5	0	0	1	0	0	14
04:45	2	0	0	0	0	3	4	1	3	2	0	0	0	18
05:00	1	0	0	0	2	5	3	2	0	0	0	0	0	13
05:15	1	0	0	0	1	2	4	5	5	0	0	0	0	21
05:30	1	1	0	3	1	7	3	3	2	1	1	0	0	23
05:45	2	1	0	0	3	13	10	7	8	1	0	0	0	45
06:00	2	3	0	0	6	14	11	8	5	0	1	0	0	50
06:15	3	6	0	1	8	16	26	17	3	1	0	0	0	81
06:30	4	2	0	0	11	5	21	18	5	2	1	1	0	91
06:45	0	2	0	0	14	34	32	19	13	1	1	0	0	116
07:00	1	7	1	1	13	52	49	13	4	1	0	0	0	142
07:15	2	6	0	4	31	60	55	20	5	0	0	0	0	183
07:30	1	7	0	2	29	68	42	24	3	1	0	0	0	177
07:45	2	10	0	4	65	90	51	18	7	0	0	0	0	249
08:00	3	9	0	6	21	28	79	48	16	2	2	0	0	214
08:15	2	2	3	11	53	60	45	20	5	0	1	0	0	202
08:30	3	6	0	8	49	82	43	14	5	1	0	0	0	211
08:45	1	4	0	1	55	61	52	14	6	1	1	0	0	196
09:00	2	5	0	5	15	50	32	14	3	0	0	0	0	126
09:15	1	3	1	1	16	20	35	38	10	2	0	0	0	111
09:30	2	8	1	7	29	46	31	13	4	0	0	0	0	141
09:45	0	3	0	3	23	37	33	8	1	2	0	0	0	110
10:00	1	5	0	0	14	49	43	13	3	1	0	0	0	129
10:15	0	5	1	2	22	43	28	16	5	0	0	0	0	122
10:30	1	1	0	1	20	36	44	11	3	0	0	0	0	117
10:45	2	6	0	6	30	43	40	16	4	0	1	1	0	147
11:00	1	2	0	0	19	38	42	10	2	0	1	0	0	115
11:15	3	6	0	1	31	43	31	21	1	1	0	0	0	138
11:30	2	4	1	4	12	38	44	11	1	1	1	1	0	120
11:45	0	3	0	2	12	46	48	21	1	0	0	0	0	139
12:00 PM	2	4	0	6	36	55	30	11	2	1	0	0	0	147
12:15	2	4	0	2	37	48	42	12	4	0	0	0	0	151
12:30	0	4	0	4	27	61	47	16	5	2	0	0	0	166
12:45	1	4	3	2	27	42	39	15	8	0	0	0	0	141
13:00	1	1	0	7	25	50	41	16	4	1	0	0	0	146
13:15	0	1	0	0	22	54	46	12	4	0	1	0	0	140
13:30	3	1	0	3	14	60	45	13	2	0	0	0	0	141
13:45	1	4	0	3	21	67	59	15	2	0	0	0	0	172
14:00	2	6	2	2	22	50	59	16	4	1	0	0	0	164
14:15	0	3	0	4	27	53	43	18	3	1	0	0	0	152
14:30	1	3	1	10	62	49	47	18	3	1	0	0	0	195
14:45	0	5	0	2	11	46	68	36	14	6	0	1	0	189
15:00	5	46	72	34	28	9	1	0	0	0	0	0	0	195
15:15	0	2	2	21	53	74	33	14	4	0	0	0	0	203
15:30	1	5	0	5	63	76	53	14	3	0	0	0	0	220
15:45	1	8	0	7	59	88	56	11	2	1	0	0	0	233
16:00	1	2	0	12	34	80	52	19	2	1	0	0	0	209
16:15	1	4	0	6	44	87	61	18	6	0	0	0	0	225
16:30	2	4	3	2	50	75	62	21	1	1	0	0	0	221
16:45	0	3	0	4	25	93	71	25	7	3	1	0	0	232
17:00	2	3	0	2	46	96	44	27	3	3	0	0	0	226
17:15	0	4	1	1	44	112	69	15	5	0	0	0	0	251
17:30	4	4	1	5	40	103	76	22	6	0	0	0	0	261
17:45	1	9	0	3	50	103	83	30	5	0	0	0	0	294
18:00	0	9	1	6	72	96	50	14	7	0	0	0	0	255
18:15	2	8	0	10	48	71	61	20	3	1	0	0	0	224
18:30	0	7	0	0	22	57	45	25	3	1	0	0	0	160
18:45	5	6	1	5	36	50	61	15	5	1	0	0	0	185
19:00	0	3	0	3	22	68	52	17	4	1	0	0	0	168
19:15	1	2	4	7	27	49	43	16	2	0	0	0	0	151
19:30	2	4	0	2	19	40	37	18	5	1	1	0	0	129
19:45	2	2	0	1	21	42	34	20	5	0	0	0	0	127
20:00	3	3	0	1	13	30	35	10	4	0	1	0	1	101
20:15	3	2	2	0	24	51	28	12	4	0	0	0	0	126
20:30	0	2	0	2	4	46	28	9	2	1	0	0	0	126
20:45	0	1	0	5	33	61	25	12	6	1	0	0	0	144
21:00	0	1	0	2	14	35	26	10	6	0	1	0	0	95
21:15	1	1	0	3	13	25	23	11	6	2	0	0	0	85
21:30	1	0	1	4	12	21	15	14	4	0	1	0	0	79
21:45	1	1	0	6	3	17	17	21	8	0	1	0	0	69
22:00	0	0	0	1	22	21	18	5	5	0	0	0	0	72
22:15	1	1	0	1	8	18	18	5	1	1	0	0	0	54
22:30	1	0	1	1	7	16	13	2	2	1	1	0	0	45
22:45	1	0	0	0	2	4	12	6	1	0	0	0	0	26
23:00	0	0	0	0	5	7	16	3	2	0	0	0	0	33
23:15	0	1	0	0	3	9	9	7	0	3	0	0	0	32
23:30	0	0	0	0	8	10	3	0	1	1	0	0	0	23
23:45	0	0	1	0	2	7	6	4	2	1	0	0	0	23
<b>Totals</b>	<b>101</b>	<b>308</b>	<b>113</b>	<b>308</b>	<b>2012</b>	<b>3724</b>	<b>2902</b>	<b>1060</b>	<b>267</b>	<b>56</b>	<b>17</b>	<b>4</b>	<b>1</b>	<b>10895</b>
<b>% of Totals</b>	<b>1%</b>	<b>3%</b>	<b>1%</b>	<b>3%</b>	<b>18%</b>	<b>34%</b>	<b>27%</b>	<b>10%</b>	<b>3%</b>	<b>1%</b>	<b>0%</b>	<b>0%</b>	<b>0%</b>	<b>100%</b>

Directional Peak Periods	AM 7-9	NOON 12-2	PM 4-6	Off Peak Volumes
All Classes	Volume 1572	Volume 1204	Volume 1915	Volume 6204
	% 14%	% 11%	% 18%	% 57%

Street Name	Direction	15th	50th	Average	85th	95th	ADT
Stirling Rd	East Bound	32	41	40	49	54	9390
Stirling Rd	West Bound	32	38	38	45	49	10895

Stirling Rd Bet. SW 122nd Ave & SW 118th Ave

Day: Wednesday  
 Date: 5/17/2023

City: Cooper City  
 Project #: FL23\_140259\_044

Summary

Time	< 15	15 - 19	20 - 24	25 - 29	30 - 34	35 - 39	40 - 44	45 - 49	50 - 54	55 - 59	60 - 64	65 - 69	70 +	Total
00:00 AM	0	0	1	1	3	9	8	4	1	1	1	0	0	29
00:15	1	0	0	0	2	11	3	3	1	0	0	0	0	21
00:30	0	0	0	1	4	5	9	3	2	1	0	0	0	25
00:45	0	0	0	1	1	5	5	3	0	0	0	0	0	15
01:00	0	1	0	2	2	7	11	6	4	1	0	0	1	24
01:15	0	0	1	0	2	3	5	4	0	0	2	0	0	17
01:30	0	1	0	0	4	0	5	2	1	0	0	0	0	13
01:45	0	1	1	0	1	0	4	0	1	0	0	0	0	8
02:00	0	0	0	0	1	5	1	2	0	2	0	0	0	11
02:15	0	0	0	0	2	2	1	1	1	1	0	0	0	8
02:30	0	0	0	0	0	1	1	3	2	0	1	0	0	8
02:45	0	0	0	2	2	1	1	4	0	1	1	1	0	12
03:00	0	0	0	1	1	2	2	0	0	0	0	0	0	6
03:15	0	0	1	0	0	2	4	1	2	2	0	0	0	12
03:30	0	1	1	0	0	4	3	0	1	0	0	0	0	10
03:45	0	0	0	0	0	2	2	3	1	0	0	0	0	8
04:00	0	1	0	1	0	1	2	3	0	0	0	0	0	8
04:15	0	1	0	0	2	2	3	2	0	0	1	0	0	11
04:30	0	0	0	3	2	6	7	2	0	1	1	0	0	22
04:45	2	0	0	0	0	3	7	2	3	3	0	0	0	28
05:00	1	0	0	0	2	9	4	3	1	0	0	0	0	20
05:15	2	0	0	0	1	4	8	5	7	5	0	0	0	30
05:30	1	4	0	3	3	9	9	10	2	1	1	0	0	43
05:45	3	2	0	1	8	19	14	9	9	1	0	0	0	66
06:00	2	4	0	0	10	21	20	11	5	1	2	0	0	76
06:15	4	9	0	1	9	20	33	26	6	1	1	0	0	110
06:30	4	6	0	1	7	29	41	27	8	4	1	1	0	129
06:45	1	11	1	1	17	40	52	29	18	5	2	0	0	186
07:00	4	21	4	4	22	77	74	32	7	6	3	0	0	254
07:15	5	21	6	6	44	93	94	38	17	5	0	1	0	330
07:30	2	26	4	4	46	123	91	47	20	6	1	0	0	370
07:45	4	23	3	8	89	140	112	51	20	9	2	0	0	459
08:00	4	17	11	21	48	132	103	49	14	5	0	0	0	411
08:15	2	14	7	21	80	115	91	44	25	7	2	0	0	408
08:30	5	21	8	12	75	125	74	32	15	6	0	0	0	373
08:45	4	13	4	5	70	106	104	39	20	6	4	0	0	375
09:00	2	14	2	6	27	81	73	41	15	3	1	1	0	266
09:15	2	6	3	6	31	58	71	33	6	2	0	2	0	218
09:30	4	15	5	7	39	81	59	30	9	4	0	0	0	253
09:45	0	10	6	3	35	56	63	29	10	4	3	2	0	221
10:00	2	12	0	0	26	82	70	33	9	4	1	1	0	240
10:15	0	9	1	3	34	66	68	34	12	2	1	0	0	230
10:30	1	4	3	1	27	54	72	26	9	1	2	1	0	201
10:45	2	11	1	5	39	69	71	33	6	2	1	1	0	241
11:00	1	10	4	2	31	64	63	28	12	4	1	0	0	220
11:15	5	15	1	1	36	64	58	46	7	2	0	1	0	236
11:30	3	10	4	5	22	63	75	22	8	4	1	1	0	218
11:45	2	5	2	4	22	81	75	46	13	1	0	1	0	252
12:00 PM	7	10	1	8	48	93	57	31	15	5	0	0	0	275
12:15	2	9	0	9	45	68	70	39	12	3	0	0	0	257
12:30	0	11	2	4	46	95	76	40	20	5	0	0	0	299
12:45	2	7	7	2	37	76	75	31	15	5	2	0	0	259
13:00	1	5	3	10	35	95	85	33	17	4	1	0	0	289
13:15	1	2	3	0	35	84	93	38	20	3	1	1	0	281
13:30	3	8	1	3	22	82	87	44	15	5	1	0	0	281
13:45	3	9	2	7	33	101	87	39	17	6	4	0	0	308
14:00	5	12	7	3	34	80	92	37	14	4	1	0	0	289
14:15	0	8	5	6	48	77	79	45	13	2	0	1	0	284
14:30	3	10	7	18	80	92	79	54	20	7	1	0	0	371
14:45	11	17	8	24	77	123	66	28	11	1	1	0	0	368
15:00	8	57	105	67	81	88	11	3	0	0	0	0	0	370
15:15	2	13	6	30	102	118	68	27	10	0	0	1	0	377
15:30	2	13	1	8	92	123	101	53	14	4	3	0	0	414
15:45	2	19	4	13	95	144	94	33	13	3	0	0	0	420
16:00	4	13	5	18	64	138	98	52	13	5	1	0	0	411
16:15	1	11	3	16	78	136	107	41	35	8	0	0	0	435
16:30	3	17	9	5	62	121	106	51	24	7	0	1	0	406
16:45	1	12	3	6	45	146	117	57	25	6	4	0	0	422
17:00	2	8	5	8	64	179	108	58	14	7	4	0	0	457
17:15	0	16	3	2	72	162	122	50	27	6	0	0	0	460
17:30	4	10	5	7	59	155	135	66	23	11	1	1	0	477
17:45	2	16	4	8	81	167	141	67	17	5	2	0	0	511
18:00	1	16	5	10	86	142	108	55	32	10	3	0	0	468
18:15	3	14	4	11	59	111	120	63	17	5	2	1	1	411
18:30	0	15	5	0	38	98	89	50	14	4	1	0	0	314
18:45	6	15	4	8	47	98	110	48	15	6	2	1	0	360
19:00	4	8	3	8	34	86	112	86	21	3	0	0	0	346
19:15	1	14	7	8	40	74	80	39	12	3	5	2	0	285
19:30	3	12	3	3	37	86	78	41	18	2	2	0	0	285
19:45	2	9	5	1	39	78	73	41	14	1	1	0	0	264
20:00	6	9	0	2	23	55	57	27	11	4	1	0	1	196
20:15	3	6	6	1	33	86	70	34	23	3	0	1	0	266
20:30	0	4	1	2	31	73	59	32	6	2	1	0	0	224
20:45	1	3	0	8	38	79	55	31	14	6	0	0	0	235
21:00	2	4	2	2	22	60	56	33	14	4	3	0	1	203
21:15	3	4	2	3	18	40	46	30	15	10	1	1	0	173
21:30	1	0	1	4	16	38	34	21	15	7	2	0	0	139
21:45	1	3	3	3	20	28	33	18	4	3	1	0	0	115
22:00	0	2	1	2	25	39	25	13	10	2	0	1	0	120
22:15	1	4	1	3	15	27	26	13	5	2	0	0	0	97
22:30	1	3	1	2	7	19	28	8	4	2	1	0	0	76
22:45	1	1	1	0	6	10	14	10	4	1	1	0	0	49
23:00	0	1	1	0	6	11	27	8	6	1	0	0	0	61
23:15	0	3	1	0	4	13	21	9	5	6	0	0	0	62
23:30	0	0	1	0	9	12	11	5	3	2	1	0	0	44
23:45	0	1	2	0	2	10	11	7	4	2	0	0	0	39
Totals	184	783	342	504	3042	6071	5297	2599	1018	316	99	26	4	20285
% of Totals	1%	4%	2%	2%	15%	30%	26%	13%	5%	2%	0%	0%	0%	100%

AM Volumes	75	319	85	141	938	1969	1816	900	325	109	41	13	1	6732				
% AM	0%	2%	0%	1%	5%	10%	4%	2%	1%	0%	0%	0%	0%	33%				
AM Peak Hour	11:15	07:00	08:00	07:45	07:45	07:45	07:15	07:30	07:30	07:30	08:00	09:00	11:00	07:45				
Volume	17	89	30	61	292	531	400	251	12	27	32	5	1	1651				
PM Volumes	109	464	257	363	2104	4102	3481	1699	693	207	58	13	1	13553				
% PM	1%	2%	1%	2%	20%	20%	17%	8%	3%	1%	0%	0%	0%	67%				
PM Peak Hour	16:30	15:00	14:30	14:30	15:00	17:00	17:00	17:30	17:15	17:15	18:30	18:30	17:30	17:45				
Volume	24	102	127	139	370	661	506	251	99	32	11	3	1	1916				
<b>Directional Peak Periods</b>		<b>AM 7-9</b>				<b>NOON 12-2</b>				<b>PM 4-6</b>				<b>Off Peak Volumes</b>				
<b>All Classes</b>	Volume	% 15%				Volume	% 11%				Volume	% 18%				Volume	% 57%	
	2980	← →				2249	← →				3579	← →				11477	← →	

Street Name	Direction	15th	50th	Average	85th	95th	ADT
-------------	-----------	------	------	---------	------	------	-----

# SPEED

Stirling Rd Bet. SW 122nd Ave & SW 118th Ave

Day: Wednesday

Date: 5/17/2023

City: Cooper City

Project #: FL23\_140259\_044e

## East Bound

Time	< 15	15 - 19	20 - 24	25 - 29	30 - 34	35 - 39	40 - 44	45 - 49	50 - 54	55 - 59	60 - 64	65 - 69	70 +	Total
00:00 AM	1	0	1	3	3	10	12	6	2	2	1	0	0	41
01:00	0	0	1	1	4	6	4	6	2	1	1	0	0	26
02:00	0	0	0	1	1	0	1	3	1	3	1	0	0	11
03:00	0	1	0	0	0	2	6	1	2	0	0	0	0	12
04:00	0	2	0	2	1	8	7	6	0	1	1	1	0	29
05:00	2	4	0	1	9	16	11	12	2	0	0	0	0	57
06:00	2	17	1	1	10	34	46	31	11	7	3	0	0	163
07:00	9	59	16	11	63	163	174	93	45	24	6	1	0	664
08:00	6	44	21	19	88	196	184	100	56	20	10	0	0	744
09:00	3	28	14	1	45	107	132	88	32	11	4	5	0	470
10:00	1	19	4	2	40	100	126	70	21	8	4	2	0	397
11:00	5	25	10	5	37	107	106	79	35	9	0	1	1	420
12:00 PM	6	21	7	9	49	126	120	87	43	15	2	0	0	485
13:00	3	17	9	7	43	141	161	98	57	17	7	0	0	560
14:00	16	30	23	24	82	152	131	98	42	11	2	1	0	612
15:00	7	41	42	51	167	176	131	77	28	6	3	1	0	730
16:00	5	40	16	21	96	206	182	118	81	21	4	1	0	791
17:00	1	30	15	15	96	249	224	147	62	26	7	1	0	873
18:00	3	30	16	8	52	175	210	142	60	22	8	2	1	729
19:00	5	32	14	3	75	151	161	96	49	7	9	2	0	604
20:00	4	14	5	7	32	105	114	81	41	17	2	2	0	424
21:00	4	8	5	0	20	68	84	59	32	21	5	1	1	308
22:00	0	9	3	4	14	36	32	26	14	5	1	1	0	145
23:00	0	4	4	0	3	13	36	15	13	6	1	0	0	95
<b>Totals</b>	<b>83</b>	<b>475</b>	<b>227</b>	<b>196</b>	<b>1030</b>	<b>2347</b>	<b>2395</b>	<b>1539</b>	<b>731</b>	<b>260</b>	<b>82</b>	<b>22</b>	<b>3</b>	<b>9390</b>
<b>% of Totals</b>	<b>1%</b>	<b>5%</b>	<b>2%</b>	<b>2%</b>	<b>11%</b>	<b>25%</b>	<b>26%</b>	<b>16%</b>	<b>8%</b>	<b>3%</b>	<b>1%</b>	<b>0%</b>	<b>0%</b>	<b>100%</b>

<b>AM Volumes</b>	29	199	68	47	301	749	809	495	209	86	31	10	1	3034
<b>% AM</b>	0%	2%	1%	1%	3%	8%	9%	5%	2%	1%	0%	0%	0%	32%
<b>AM Peak Hour</b>	07:00	07:00	08:00	08:00	08:00	08:00	08:00	08:00	08:00	07:00	08:00	09:00	11:00	08:00
<b>Volume</b>	9	59	21	19	88	196	184	100	56	24	10	5	1	744
<b>PM Volumes</b>	54	276	159	149	729	1598	1586	1044	522	174	51	12	2	6356
<b>% PM</b>	1%	3%	2%	2%	8%	17%	17%	11%	6%	2%	1%	0%	0%	68%
<b>PM Peak Hour</b>	14:00	15:00	15:00	15:00	15:00	17:00	17:00	17:00	16:00	17:00	19:00	18:00	18:00	17:00
<b>Volume</b>	16	41	42	51	167	249	224	147	81	26	9	2	1	873

Directional Peak Periods All Speeds	AM 7-9		NOON 12-2		PM 4-6		Off Peak Volumes	
	Volume	%	Volume	%	Volume	%	Volume	%
	1408	↔ 15%	1045	↔ 11%	1664	↔ 18%	5273	↔ 56%

Street Name	Direction	Percentiles					ADT
		15th	50th	Average	85th	95th	
Stirling Rd	East Bound	32	41	40	49	54	9390
Stirling Rd	West Bound	32	38	38	45	49	10895

# SPEED

## Stirling Rd Bet. SW 122nd Ave & SW 118th Ave

Day: Wednesday

Date: 5/17/2023

City: Cooper City

Project #: FL23\_140259\_044w

### West Bound

Time	< 15	15 - 19	20 - 24	25 - 29	30 - 34	35 - 39	40 - 44	45 - 49	50 - 54	55 - 59	60 - 64	65 - 69	70 +	Total
00:00 AM	0	0	0	0	7	20	13	7	2	0	0	0	0	49
01:00	0	3	1	1	5	4	11	6	4	0	1	0	0	36
02:00	0	0	0	3	5	8	5	6	0	1	0	0	0	28
03:00	0	0	2	1	3	8	6	1	1	2	0	0	0	24
04:00	2	0	0	2	6	9	12	3	3	3	0	0	0	40
05:00	5	2	0	4	8	29	21	17	13	2	1	0	0	102
06:00	9	13	0	2	33	85	100	62	26	4	3	1	0	338
07:00	6	30	1	11	138	270	197	75	19	2	0	0	0	749
08:00	9	21	9	41	185	282	188	64	18	4	2	0	0	823
09:00	5	19	2	15	87	169	134	45	10	2	0	0	0	488
10:00	4	17	1	7	86	171	155	56	15	1	1	1	0	515
11:00	6	15	1	7	74	165	165	63	5	2	2	1	0	506
12:00 PM	5	16	3	14	127	206	158	54	19	3	0	0	0	605
13:00	5	7	0	13	82	231	191	56	12	1	0	1	0	599
14:00	3	17	5	27	157	220	185	66	16	3	1	0	0	700
15:00	7	61	74	67	203	247	143	39	9	1	0	0	0	851
16:00	4	13	3	24	153	335	246	83	16	5	1	0	0	883
17:00	7	20	2	11	180	414	282	94	19	3	0	0	0	1032
18:00	7	30	2	21	178	274	217	74	18	3	0	0	0	824
19:00	5	11	4	12	89	199	166	71	16	2	1	0	0	576
20:00	6	8	2	10	93	188	127	43	16	2	1	0	1	497
21:00	3	3	1	12	56	98	85	43	16	3	2	0	0	322
22:00	3	1	1	3	39	59	61	18	9	2	1	0	0	197
23:00	0	1	1	0	18	33	34	14	5	5	0	0	0	111
<b>Totals</b>	<b>101</b>	<b>308</b>	<b>115</b>	<b>308</b>	<b>2012</b>	<b>3724</b>	<b>2902</b>	<b>1060</b>	<b>287</b>	<b>56</b>	<b>17</b>	<b>4</b>	<b>1</b>	<b>10895</b>
<b>% of Totals</b>	<b>1%</b>	<b>3%</b>	<b>1%</b>	<b>3%</b>	<b>18%</b>	<b>34%</b>	<b>27%</b>	<b>10%</b>	<b>3%</b>	<b>1%</b>	<b>0%</b>	<b>0%</b>	<b>0%</b>	<b>100%</b>

<b>AM Volumes</b>	46	120	17	94	637	1220	1007	405	116	23	10	3	0	3698
<b>% AM</b>	0%	1%	0%	1%	6%	11%	9%	4%	1%	0%	0%	0%	0%	34%
<b>AM Peak Hour</b>	06:00	07:00	08:00	08:00	08:00	08:00	07:00	07:00	06:00	06:00	06:00	06:00	06:00	08:00
<b>Volume</b>	9	30	9	41	185	282	197	75	26	4	3	1	1	823
<b>PM Volumes</b>	55	188	98	214	1375	2504	1895	655	171	33	7	1	1	7197
<b>% PM</b>	1%	2%	1%	2%	13%	23%	17%	6%	2%	0%	0%	0%	0%	66%
<b>PM Peak Hour</b>	15:00	15:00	15:00	15:00	15:00	17:00	17:00	17:00	12:00	16:00	21:00	13:00	20:00	17:00
<b>Volume</b>	7	61	74	67	203	414	282	94	19	5	2	1	1	1032

Directional Peak Periods All Speeds	AM 7-9		NOON 12-2		PM 4-6		Off Peak Volumes	
	Volume	%	Volume	%	Volume	%	Volume	%
	1572	14%	1204	11%	1915	18%	6204	57%

Street Name	Direction	Percentiles					ADT
		15th	50th	Average	85th	95th	
Stirling Rd	East Bound	32	41	40	49	54	9390
Stirling Rd	West Bound	32	38	38	45	49	10895



# SPEED

Stirling Rd Bet. SW 122nd Ave & SW 118th Ave

Day: Wednesday

Date: 5/17/2023

City: Cooper City

Project #: FL23\_140259\_044

## Summary

Time	< 15	15 - 19	20 - 24	25 - 29	30 - 34	35 - 39	40 - 44	45 - 49	50 - 54	55 - 59	60 - 64	65 - 69	70 +	Total
00:00 AM	1	0	1	3	10	30	25	13	4	2	1	0	0	90
01:00	0	3	2	2	9	10	15	12	6	1	2	0	0	62
02:00	0	0	0	4	6	8	6	9	1	4	1	0	0	39
03:00	0	1	2	1	3	10	12	2	3	2	0	0	0	36
04:00	2	2	0	4	7	17	19	9	3	4	1	1	0	69
05:00	7	6	0	5	17	45	32	29	15	2	1	0	0	159
06:00	11	30	1	3	43	119	146	93	37	11	6	1	0	501
07:00	15	89	17	22	201	433	371	168	64	26	6	1	0	1413
08:00	15	65	30	60	273	478	372	164	74	24	12	0	0	1567
09:00	8	47	16	16	132	276	266	133	42	13	4	5	0	958
10:00	5	36	5	9	126	271	281	126	36	9	5	3	0	912
11:00	11	40	11	12	111	272	271	142	40	11	2	2	1	926
12:00 PM	11	37	10	23	176	332	278	141	62	18	2	0	0	1090
13:00	8	24	9	20	125	372	352	154	69	18	7	1	0	1159
14:00	19	47	28	51	239	372	316	164	58	14	3	1	0	1312
15:00	14	102	116	118	370	423	274	116	37	7	3	1	0	1581
16:00	9	53	19	45	249	541	428	201	97	26	5	1	0	1674
17:00	8	50	17	26	276	663	506	241	81	29	7	1	0	1905
18:00	10	60	18	29	230	449	427	216	78	25	8	2	1	1553
19:00	10	43	18	15	164	350	327	167	65	9	10	2	0	1180
20:00	10	22	7	17	125	293	241	124	57	19	3	2	1	921
21:00	7	11	6	12	76	166	169	102	48	24	7	1	1	630
22:00	3	10	4	7	53	95	93	44	23	7	2	1	0	342
23:00	0	5	5	0	21	46	70	29	18	11	1	0	0	206
<b>Totals</b>	<b>184</b>	<b>783</b>	<b>342</b>	<b>504</b>	<b>3042</b>	<b>6071</b>	<b>5297</b>	<b>2599</b>	<b>1018</b>	<b>316</b>	<b>99</b>	<b>26</b>	<b>4</b>	<b>20285</b>
<b>% of Totals</b>	<b>1%</b>	<b>4%</b>	<b>2%</b>	<b>2%</b>	<b>15%</b>	<b>30%</b>	<b>26%</b>	<b>13%</b>	<b>5%</b>	<b>2%</b>	<b>0%</b>	<b>0%</b>	<b>0%</b>	<b>100%</b>

<b>AM Volumes</b>	75	319	85	141	938	1969	1816	900	325	109	41	13	1	6732
<b>% AM</b>	0%	2%	0%	1%	5%	10%	9%	4%	2%	1%	0%	0%	0%	33%
<b>AM Peak Hour</b>	07:00	07:00	08:00	08:00	08:00	08:00	08:00	07:00	08:00	07:00	08:00	09:00	11:00	08:00
<b>Volume</b>	15	89	30	60	273	478	372	168	74	26	12	5	1	1567
<b>PM Volumes</b>	109	464	257	363	2104	4102	3481	1699	693	207	58	13	3	13553
<b>% PM</b>	1%	2%	1%	2%	10%	20%	17%	8%	3%	1%	0%	0%	0%	67%
<b>PM Peak Hour</b>	14:00	15:00	15:00	15:00	15:00	17:00	17:00	17:00	16:00	17:00	19:00	18:00	18:00	17:00
<b>Volume</b>	19	102	116	118	370	663	506	241	97	29	10	2	1	1905

Directional Peak Periods All Speeds	AM 7-9		NOON 12-2		PM 4-6		Off Peak Volumes	
	Volume	%	Volume	%	Volume	%	Volume	%
	2980	↔ 15%	2249	↔ 11%	3579	↔ 18%	11477	↔ 57%

Street Name	Direction	Percentiles					ADT
		15th	50th	Average	85th	95th	
Stirling Rd	Summary	32	39	39	47	52	20285

# VOLUME

Stirling Rd Bet. SW 122nd Ave & SW 118th Ave

Day: Wednesday  
Date: 5/17/2023

City: Cooper City  
Project #: FL23\_140259\_044

DAILY TOTALS												Total						
AM Period	NB	SB	EB	WB	TOTAL	PMI Period	NB	SB	EB	WB	TOTAL	Total						
												9,390	10,895	20,285				
00:00	0	0	13	16	29	12:00	0	0	128	147	275	DAILY TOTALS	0	0	9,390	10,895	20,285	
00:15	0	0	13	8	21	12:15	0	0	106	151	257							
00:30	0	0	10	15	25	12:30	0	0	133	166	299							
00:45	0	0	5	41	15	12:45	0	0	118	485	605							
01:00	0	0	14	10	24	13:00	0	0	143	146	289							
01:15	0	0	7	10	17	13:15	0	0	141	140	281							
01:30	0	0	3	10	13	13:30	0	0	140	141	281							
01:45	0	0	2	26	8	13:45	0	0	136	560	696							
02:00	0	0	1	10	11	14:00	0	0	125	164	289							
02:15	0	0	3	5	8	14:15	0	0	132	152	284							
02:30	0	0	4	4	8	14:30	0	0	176	195	371							
02:45	0	0	3	11	12	14:45	0	0	179	612	791							
03:00	0	0	1	5	6	15:00	0	0	175	195	370							
03:15	0	0	5	7	12	15:15	0	0	174	203	377							
03:30	0	0	4	6	10	15:30	0	0	194	220	414							
03:45	0	0	2	12	8	15:45	0	0	187	730	917							
04:00	0	0	5	3	8	16:00	0	0	208	203	411							
04:15	0	0	6	5	11	16:15	0	0	208	227	435							
04:30	0	0	8	14	22	16:30	0	0	185	221	406							
04:45	0	0	10	18	28	16:45	0	0	190	791	981							
05:00	0	0	7	13	20	17:00	0	0	231	226	457							
05:15	0	0	9	21	30	17:15	0	0	209	251	460							
05:30	0	0	20	23	43	17:30	0	0	216	261	477							
05:45	0	0	21	57	66	17:45	0	0	217	873	1090							
06:00	0	0	26	50	76	18:00	0	0	213	255	468							
06:15	0	0	29	81	110	18:15	0	0	187	224	411							
06:30	0	0	38	91	129	18:30	0	0	154	160	314							
06:45	0	0	70	116	186	18:45	0	0	175	729	904							
07:00	0	0	112	142	254	19:00	0	0	177	169	346							
07:15	0	0	147	183	330	19:15	0	0	134	151	285							
07:30	0	0	177	193	370	19:30	0	0	156	129	285							
07:45	0	0	212	247	459	19:45	0	0	137	604	741							
08:00	0	0	197	214	411	20:00	0	0	95	101	196							
08:15	0	0	206	202	408	20:15	0	0	140	126	266							
08:30	0	0	162	211	373	20:30	0	0	98	98	196							
08:45	0	0	179	196	375	20:45	0	0	91	424	515							
09:00	0	0	140	126	266	21:00	0	0	108	95	203							
09:15	0	0	107	111	218	21:15	0	0	88	88	173							
09:30	0	0	112	141	253	21:30	0	0	66	73	139							
09:45	0	0	111	470	581	21:45	0	0	46	308	354							
10:00	0	0	111	129	240	22:00	0	0	48	72	120							
10:15	0	0	108	122	230	22:15	0	0	43	54	97							
10:30	0	0	84	117	201	22:30	0	0	31	45	76							
10:45	0	0	94	397	515	22:45	0	0	23	145	168							
11:00	0	0	105	115	220	23:00	0	0	28	33	61							
11:15	0	0	98	138	236	23:15	0	0	30	32	62							
11:30	0	0	98	120	218	23:30	0	0	21	23	44							
11:45	0	0	119	420	539	23:45	0	0	16	95	111							
TOTALS			3034	3698	6732	TOTALS			6356	7197	13553							
SPLIT %			45.1%	54.9%	33.2%	SPLIT %			46.9%	53.1%	66.8%							
DAILY TOTALS												Total						
AM Peak Hour	NB	SB	EB	WB	TOTAL	PM Peak Hour	NB	SB	EB	WB	TOTAL	Total						
												0	0	9,390	10,895	20,285		
AM Peak Hour			07:30	07:45	07:45	PM Peak Hour			17:00	17:15	17:15							
AM Pk Volume			808	874	1651	PM Pk Volume			873	1061	1916							
Pk Hr Factor			0.953	0.885	0.899	Pk Hr Factor			0.945	0.902	0.937							
7 - 9 Volume	0	0	1408	1572	2980	4 - 6 Volume	0	0	1664	1915	3579							
7 - 9 Peak Hour			07:30	07:45	07:45	4 - 6 Peak Hour			17:00	17:00	17:00							
7 - 9 Pk Volume			808	874	1651	4 - 6 Pk Volume			873	1032	1905							
Pk Hr Factor			0.953	0.885	0.899	Pk Hr Factor			0.945	0.878	0.932							



East Bound														
Time	< 15	15 - 19	20 - 24	25 - 29	30 - 34	35 - 39	40 - 44	45 - 49	50 - 54	55 - 59	60 - 64	65 - 69	70 +	Total
00:00 AM	1	0	1	0	4	4	5	1	2	2	0	0	0	20
00:15	0	0	0	0	1	1	4	4	0	0	1	0	0	11
00:30	1	0	0	0	2	1	4	1	1	0	0	0	0	10
00:45	0	1	0	0	1	1	1	0	2	0	0	0	0	6
01:00	0	0	0	0	1	0	4	4	0	0	0	0	0	8
01:15	0	0	0	1	1	1	0	1	0	0	0	0	0	4
01:30	0	0	0	0	2	4	0	1	0	1	0	0	0	7
01:45	0	0	1	0	1	0	3	1	0	1	0	0	0	7
02:00	0	0	0	0	0	2	0	1	0	0	0	0	0	3
02:15	0	0	0	0	0	1	3	1	0	0	0	0	0	5
02:30	0	0	0	0	0	1	1	0	1	0	0	0	0	3
02:45	0	0	0	0	1	1	1	0	0	0	1	0	0	4
03:00	0	0	0	0	0	0	0	0	0	0	0	0	0	0
03:15	0	0	0	0	1	1	1	1	1	0	0	0	0	5
03:30	0	0	0	1	1	0	0	0	1	0	0	0	1	4
03:45	0	1	0	0	0	1	0	0	0	0	0	0	0	2
04:00	0	0	1	0	0	1	0	0	0	1	0	0	0	3
04:15	0	0	0	0	0	1	2	0	0	0	0	0	0	3
04:30	0	0	0	0	0	1	0	2	0	2	0	0	0	5
04:45	1	0	1	0	0	0	2	0	2	0	0	1	0	6
05:00	0	0	0	1	1	0	2	0	1	0	0	0	0	5
05:15	0	0	0	0	1	2	0	1	0	1	0	0	0	5
05:30	0	3	0	1	3	2	4	4	0	1	0	0	0	18
05:45	1	1	1	0	0	4	2	9	3	0	0	0	0	21
06:00	0	1	2	0	3	6	7	5	1	1	0	0	0	27
06:15	1	1	1	0	1	4	8	7	2	1	1	0	1	28
06:30	3	2	0	0	1	2	9	8	1	0	0	0	0	43
06:45	1	9	3	1	2	12	9	7	7	4	0	1	1	57
07:00	0	15	4	2	10	19	24	24	12	4	1	0	0	115
07:15	0	10	5	1	12	26	26	27	12	5	2	0	1	127
07:30	2	8	6	4	20	47	41	18	11	2	2	3	0	164
07:45	0	12	8	2	21	49	56	31	11	4	3	1	0	198
08:00	0	16	8	5	28	59	57	32	18	6	0	0	0	232
08:15	1	10	5	2	15	44	49	21	20	4	0	0	0	171
08:30	3	18	8	1	15	32	44	25	15	1	0	0	0	162
08:45	3	4	3	1	9	18	34	31	15	6	2	1	0	127
09:00	0	3	4	2	12	28	41	24	19	5	1	0	0	139
09:15	1	6	2	3	9	35	34	28	12	3	0	0	0	132
09:30	0	7	5	5	5	23	27	11	13	4	1	1	0	102
09:45	0	11	0	3	8	26	42	21	16	8	0	0	0	135
10:00	0	3	1	1	5	27	38	17	12	3	0	0	0	107
10:15	2	6	1	1	15	23	33	10	16	2	2	0	0	111
10:30	3	3	0	4	4	41	24	20	5	0	0	0	0	104
10:45	1	4	3	0	4	21	27	4	2	4	2	4	0	97
11:00	1	4	3	2	12	20	26	22	9	5	0	0	0	104
11:15	0	6	2	1	8	23	30	17	8	4	0	0	1	100
11:30	1	1	1	0	7	26	24	21	13	2	2	1	0	99
11:45	0	7	3	3	13	28	34	14	10	6	2	0	1	121
12:00 PM	0	7	1	0	5	24	37	13	9	3	2	0	0	101
12:15	0	5	3	2	17	23	25	26	10	4	0	0	1	116
12:30	2	7	3	0	13	27	35	25	10	4	1	2	1	130
12:45	2	5	4	0	8	24	35	33	9	7	1	0	0	128
13:00	0	2	2	2	6	29	45	29	17	3	2	1	0	138
13:15	0	8	3	4	6	26	34	19	8	0	1	0	0	109
13:30	1	4	1	2	1	21	27	29	24	5	4	1	0	118
13:45	1	6	4	3	11	32	31	22	5	5	2	0	0	122
14:00	0	3	7	3	26	31	34	25	6	2	0	0	0	137
14:15	0	9	3	3	12	45	32	21	7	7	2	0	0	141
14:30	3	8	4	2	11	55	50	25	19	9	0	0	0	186
14:45	3	7	6	4	15	49	41	31	25	3	1	0	0	185
15:00	0	12	2	5	22	51	63	24	20	5	0	0	0	204
15:15	3	8	3	0	18	53	38	26	10	6	1	1	0	167
15:30	0	8	7	14	18	49	41	30	12	5	1	0	0	185
15:45	1	7	9	7	26	46	61	35	10	5	3	0	0	210
16:00	4	4	4	5	21	58	46	31	15	6	1	0	0	195
16:15	1	11	6	6	11	61	48	23	16	3	3	1	0	193
16:30	2	4	5	2	12	40	60	43	19	7	4	0	1	208
16:45	1	10	4	4	19	51	50	49	15	5	1	0	0	209
17:00	0	9	5	8	44	54	55	44	11	7	0	0	0	237
17:15	1	2	1	0	12	56	61	30	20	10	2	1	0	196
17:30	1	5	11	3	11	57	70	36	11	2	0	1	0	214
17:45	0	10	2	11	21	61	50	43	16	3	2	0	0	218
18:00	1	6	8	5	10	57	70	18	22	6	3	0	0	206
18:15	0	11	6	2	11	55	64	39	13	3	0	2	0	206
18:30	2	11	4	2	9	40	53	24	26	5	3	0	1	180
18:45	5	6	7	3	9	34	42	30	15	3	1	0	0	155
19:00	1	18	9	18	24	47	47	21	12	7	7	2	0	192
19:15	1	5	2	2	14	38	33	28	12	10	2	1	0	148
19:30	1	9	1	2	13	37	28	26	14	2	3	0	0	136
19:45	1	2	3	0	10	31	32	16	17	4	1	0	0	117
20:00	1	3	4	0	11	40	29	20	8	2	1	0	0	119
20:15	0	2	1	5	17	26	22	14	6	4	4	0	0	96
20:30	1	4	4	8	19	23	18	5	3	1	1	0	0	81
20:45	1	7	1	1	9	21	27	20	7	1	1	0	0	96
21:00	0	0	2	1	1	30	18	15	7	3	0	0	0	77
21:15	0	1	2	2	9	21	34	16	11	5	0	0	0	101
21:30	1	3	1	1	4	17	18	9	5	1	1	0	0	61
21:45	0	1	0	2	8	9	15	9	4	1	1	0	0	54
22:00	1	1	1	0	8	11	17	11	4	4	0	0	0	58
22:15	0	4	0	1	3	7	10	5	5	0	0	0	0	35
22:30	0	1	0	2	2	9	18	7	5	1	0	0	0	45
22:45	0	3	0	0	4	6	7	2	3	0	0	0	0	25
23:00	0	0	1	2	2	8	9	5	0	0	0	0	0	27
23:15	0	1	0	0	1	4	11	6	3	1	0	0	0	30
23:30	1	0	0	0	6	8	5	5	1	3	0	0	0	29
23:45	0	0	0	0	0	2	6	4	2	0	0	0	0	14
<b>Totals</b>	<b>71</b>	<b>434</b>	<b>244</b>	<b>180</b>	<b>835</b>	<b>2301</b>	<b>2488</b>	<b>1572</b>	<b>789</b>	<b>277</b>	<b>83</b>	<b>21</b>	<b>10</b>	<b>9307</b>
<b>% of Totals</b>	<b>1%</b>	<b>5%</b>	<b>3%</b>	<b>2%</b>	<b>9%</b>	<b>25%</b>	<b>27%</b>	<b>17%</b>	<b>8%</b>	<b>3%</b>	<b>1%</b>	<b>0%</b>	<b>0%</b>	<b>100%</b>

AM Volumes		PM Volumes		NOON 12-2		PM 4-6		Off Peak Volumes	
Volume	%	Volume	%	Volume	%	Volume	%	Volume	%
27	1%	173	4%	83	2%	258	7%	679	7%
28	0%	2%	0%	1%	0%	3%	0%	784	8%
29	0%	0%	0%	0%	0%	0%	0%	500	5%
30	0%	0%	0%	0%	0%	0%	0%	280	3%
31	0%	0%	0%	0%	0%	0%	0%	90	0%
32	0%	0%	0%	0%	0%	0%	0%	30	0%
33	0%	0%	0%	0%	0%	0%	0%	9	0%
34	0%	0%	0%	0%	0%	0%	0%	6	0%
35	0%	0%	0%	0%	0%	0%	0%	2968	32%
36	0%	0%	0%	0%	0%	0%	0%	1145	12%
37	0%	0%	0%	0%	0%	0%	0%	67	0%
38	0%	0%	0%	0%	0%	0%	0%	761	8%
39	0%	0%	0%	0%	0%	0%	0%	6339	68%
40	0%	0%	0%	0%	0%	0%	0%	1708	18%
41	0%	0%	0%	0%	0%	0%	0%	863	9%

Street Name	Direction	Percentiles					
		15th	50th	Average	85th	95th	ADT
Stirling Rd	East Bound	33	41	41	49	55	9307
Stirling							

West Bound														
Time	< 15	15 - 19	20 - 24	25 - 29	30 - 34	35 - 39	40 - 44	45 - 49	50 - 54	55 - 59	60 - 64	65 - 69	70 +	Total
00:00 AM	0	0	0	0	5	6	5	4	1	0	0	0	0	21
00:15	0	0	0	2	2	1	10	7	0	0	0	0	0	22
00:30	0	0	0	1	4	5	1	0	0	0	2	0	0	13
00:45	0	1	0	0	1	2	4	1	2	0	0	0	0	11
01:00	0	0	0	0	1	5	3	0	0	1	1	0	1	10
01:15	0	0	0	0	4	1	1	3	0	0	0	0	0	9
01:30	1	0	0	2	5	4	0	0	0	0	0	0	0	12
01:45	0	0	0	1	3	4	0	2	0	0	0	0	0	10
02:00	0	0	0	0	2	2	0	0	0	0	0	0	0	4
02:15	0	0	0	0	0	1	1	1	1	0	0	0	0	4
02:30	0	0	0	0	0	1	2	1	0	0	0	0	0	4
02:45	1	0	0	0	1	5	2	1	1	0	0	0	0	11
03:00	0	0	0	1	1	1	0	0	0	0	0	0	0	3
03:15	0	0	0	1	1	0	3	1	0	0	0	0	0	6
03:30	0	0	0	1	2	1	4	1	0	0	1	0	0	10
03:45	0	0	0	0	1	3	1	0	0	0	0	0	0	5
04:00	0	0	0	0	0	0	0	1	0	0	0	0	0	1
04:15	0	1	0	0	0	0	2	1	1	0	0	0	0	5
04:30	0	1	0	0	1	6	4	1	0	0	0	0	0	13
04:45	1	0	0	0	1	4	4	4	1	0	0	0	0	15
05:00	0	0	0	0	3	4	2	4	1	0	0	0	0	14
05:15	0	1	0	0	1	8	3	2	2	0	0	0	0	18
05:30	1	2	0	0	1	10	6	3	0	0	1	1	0	25
05:45	2	0	0	0	4	10	11	14	0	2	0	0	0	43
06:00	2	3	0	0	8	14	10	7	8	2	0	0	0	54
06:15	4	6	0	2	6	16	19	16	8	0	0	0	0	77
06:30	1	2	0	2	7	22	40	16	7	0	0	0	0	92
06:45	1	1	0	2	10	27	31	25	7	4	0	1	0	109
07:00	6	5	0	2	24	42	41	11	4	1	0	0	0	136
07:15	0	7	0	2	37	68	56	11	3	0	0	0	0	184
07:30	0	5	7	8	39	59	42	21	3	1	0	0	0	185
07:45	3	5	0	7	60	88	62	20	2	0	0	0	0	247
08:00	5	3	1	12	43	72	45	22	1	0	0	0	0	204
08:15	1	1	1	3	36	70	41	15	4	1	0	1	0	174
08:30	2	10	0	3	46	63	50	19	3	0	0	0	0	196
08:45	0	4	0	7	30	70	36	13	1	1	1	0	0	163
09:00	2	4	1	5	31	72	36	11	1	1	0	0	0	164
09:15	1	6	0	8	26	38	38	8	0	2	0	1	0	128
09:30	1	5	0	11	26	46	28	10	2	2	0	0	0	131
09:45	2	6	0	5	17	44	33	16	6	2	0	0	0	131
10:00	2	2	0	3	16	36	36	16	8	0	0	0	0	119
10:15	4	3	0	4	10	36	38	16	3	2	0	0	0	116
10:30	0	2	0	1	27	34	35	16	5	0	0	0	0	120
10:45	1	4	0	4	20	51	42	20	5	0	0	0	0	145
11:00	2	2	1	3	14	41	34	15	0	0	0	0	0	112
11:15	2	2	0	0	17	57	47	17	1	0	0	0	0	143
11:30	1	4	0	0	20	42	32	11	9	1	1	0	0	121
11:45	0	4	0	2	24	50	39	20	1	3	0	0	0	149
12:00 PM	2	0	0	4	15	50	55	8	7	0	0	0	0	141
12:15	2	1	0	0	18	50	44	15	4	0	0	0	0	135
12:30	2	6	2	2	26	53	44	13	1	0	1	0	0	150
12:45	1	2	0	1	26	52	52	12	4	0	0	0	1	151
13:00	2	6	1	5	19	38	37	14	2	1	0	0	0	125
13:15	0	8	0	6	17	56	44	14	8	1	0	0	0	154
13:30	1	3	0	5	36	46	51	12	5	2	1	0	0	162
13:45	2	4	1	5	27	59	40	15	1	2	0	0	0	156
14:00	4	10	1	10	45	62	32	5	1	0	0	0	0	170
14:15	4	3	1	3	36	60	40	12	5	0	0	0	0	164
14:30	2	4	0	2	59	68	39	9	1	0	0	0	0	184
14:45	2	4	0	4	38	75	51	22	9	2	0	0	0	207
15:00	4	7	0	7	79	92	66	8	2	1	0	0	0	256
15:15	1	7	5	15	51	68	56	23	6	2	0	0	0	234
15:30	1	7	0	7	17	77	52	29	5	2	0	0	0	197
15:45	2	5	1	6	54	105	61	20	4	0	0	0	0	258
16:00	3	5	0	7	29	101	50	11	1	2	0	1	0	210
16:15	0	3	0	1	4	36	91	50	15	6	1	0	0	207
16:30	1	1	0	3	39	83	48	23	9	2	0	1	0	210
16:45	3	2	0	13	42	83	56	22	4	0	0	0	0	225
17:00	1	5	1	11	40	92	77	28	3	0	0	0	0	258
17:15	3	8	0	4	34	88	63	11	7	0	0	0	0	218
17:30	0	5	1	2	42	79	72	28	2	0	4	0	0	235
17:45	4	11	0	8	11	53	106	61	23	5	0	0	0	282
18:00	2	8	2	6	57	92	65	22	3	0	0	0	0	257
18:15	1	5	0	4	32	77	67	31	3	2	0	0	0	222
18:30	3	5	0	3	26	74	38	20	5	0	0	1	0	175
18:45	4	3	0	3	39	62	52	11	3	1	0	0	0	178
19:00	1	4	0	2	15	27	46	26	7	2	1	0	0	163
19:15	1	4	0	8	21	44	47	14	6	0	0	0	0	145
19:30	2	2	0	5	15	58	30	12	7	0	0	0	0	131
19:45	0	3	1	3	18	59	39	12	5	0	0	0	0	140
20:00	0	1	0	3	21	44	22	12	3	2	0	0	0	108
20:15	2	0	0	8	21	42	29	14	2	2	0	0	0	120
20:30	1	1	0	2	22	49	26	6	4	0	0	0	0	111
20:45	2	1	1	2	16	59	27	8	3	2	1	0	0	122
21:00	1	3	1	1	11	49	35	12	7	1	1	0	1	123
21:15	0	1	0	4	13	42	26	8	3	1	0	0	0	98
21:30	1	1	1	2	17	31	23	5	2	0	0	1	2	86
21:45	0	1	0	1	15	32	34	10	1	0	0	0	0	64
22:00	1	0	0	1	8	29	16	4	3	0	0	0	0	62
22:15	1	1	2	3	4	14	15	6	2	0	0	0	0	48
22:30	0	0	0	0	8	12	18	5	1	0	0	0	0	44
22:45	1	2	0	2	1	7	10	2	1	0	0	0	0	26
23:00	0	0	1	0	3	8	10	5	0	2	1	0	0	30
23:15	0	0	0	0	4	6	1	3	0	0	0	0	0	18
23:30	1	1	0	0	8	9	10	3	1	0	0	0	0	33
23:45	0	0	0	1	4	9	9	3	2	0	0	0	0	28
<b>Totals</b>	<b>121</b>	<b>266</b>	<b>46</b>	<b>306</b>	<b>1924</b>	<b>3911</b>	<b>2896</b>	<b>1071</b>	<b>273</b>	<b>63</b>	<b>16</b>	<b>8</b>	<b>4</b>	<b>10905</b>
<b>% of Totals</b>	<b>1%</b>	<b>2%</b>	<b>0%</b>	<b>3%</b>	<b>18%</b>	<b>36%</b>	<b>27%</b>	<b>10%</b>	<b>3%</b>	<b>1%</b>	<b>0%</b>	<b>0%</b>	<b>0%</b>	<b>100%</b>

AM Volumes		PM Volumes		NOON 12-2		PM 4-6		Off Peak Volumes	
Volume	%	Volume	%	Volume	%	Volume	%	Volume	%
49	10%	102	2%	11	0%	639	14%	1243	11%
1%	0%	1%	0%	1%	0%	1%	0%	1%	0%
06:15	08:30	07:30	08:45	07:45	07:15	07:30	06:00	09:00	04:45
12	24	9	31	185	293	205	7	25	18
72	164	33	204	1289	2668	1912	647	170	37
1%	2%	0%	2%	17%	24%	18%	6%	2%	0%
13:45	17:15	15:45	14:45	15:45	17:00	17:30	14:45	15:45	15:45
12	32	11	35	227	380	273	26	7	4
12	24	9	31	185	293	205	7	25	18
72	164	33	204	1289	2668	1912	647	170	37
1%	2%	0%	2%	17%	24%	18%	6%	2%	0%
13:45	17:15	15:45	14:45	15:45	17:00	17:30	14:45	15:45	15:45
12	32	11	35	227	380	273	26	7	4

Street Name	Direction	Percentiles				
		15th	50th	Average	85th	95th
Stirling Rd	East Bound	33	41	41	49	55
Stirling Rd	West Bound	32				

Summary

Time	< 15	15 - 19	20 - 24	25 - 29	30 - 34	35 - 39	40 - 44	45 - 49	50 - 54	55 - 59	60 - 64	65 - 69	70 +	Total
00:00 AM	1	0	1	0	9	10	10	5	3	2	0	0	0	41
00:15	0	0	2	3	2	14	11	0	0	1	0	0	0	33
00:30	1	0	0	1	6	6	5	1	1	0	2	0	0	23
00:45	0	2	0	0	2	3	5	1	4	0	0	0	0	17
01:00	0	0	0	1	1	9	7	0	0	1	1	0	1	18
01:15	0	0	0	1	5	2	1	4	0	0	0	0	0	13
01:30	1	0	0	2	7	8	0	1	0	0	0	0	0	19
01:45	0	0	1	1	4	4	3	3	0	1	0	0	0	17
02:00	0	0	0	0	2	4	0	1	0	0	0	0	0	7
02:15	0	0	0	0	0	2	4	2	1	0	0	0	0	9
02:30	0	0	0	0	0	2	3	1	1	0	0	0	0	7
02:45	1	0	0	0	2	6	3	1	1	0	1	0	0	15
03:00	0	0	0	1	1	1	0	0	0	0	0	0	0	3
03:15	0	0	0	1	2	1	4	2	1	0	0	0	0	11
03:30	0	0	0	2	3	1	4	1	1	0	1	0	1	14
03:45	0	1	0	0	1	4	1	0	0	0	0	0	0	7
04:00	0	0	1	0	0	1	0	1	0	1	0	0	0	4
04:15	0	1	0	0	0	1	4	1	1	0	0	0	0	8
04:30	0	1	0	0	1	7	4	3	0	2	0	0	0	18
04:45	2	0	1	0	1	5	4	6	1	0	0	1	0	21
05:00	0	0	0	1	4	4	4	4	2	0	0	0	0	19
05:15	0	1	0	0	2	10	3	3	2	0	1	0	0	23
05:30	1	5	0	1	4	12	10	7	0	1	1	1	0	43
05:45	3	1	1	0	4	14	13	23	3	2	0	0	0	64
06:00	2	4	2	0	11	20	17	12	9	3	1	0	0	81
06:15	5	7	1	2	7	20	27	23	10	1	1	0	1	105
06:30	4	4	0	0	3	9	31	48	27	8	1	0	0	135
06:45	2	10	0	3	12	30	40	32	14	8	0	0	1	166
07:00	6	20	4	4	34	61	65	35	16	5	1	0	0	251
07:15	0	17	5	3	49	94	82	38	15	5	2	0	1	311
07:30	2	13	13	12	59	106	83	39	14	3	2	3	0	349
07:45	3	17	8	9	81	137	118	51	13	4	3	1	0	445
08:00	5	19	9	17	71	131	102	54	19	6	3	0	0	436
08:15	2	11	6	5	51	114	90	36	24	5	0	1	0	345
08:30	5	28	8	4	61	95	94	44	18	1	0	0	0	358
08:45	3	8	3	8	39	88	70	44	16	7	3	1	0	290
09:00	2	7	5	7	43	100	77	35	20	6	1	0	0	309
09:15	2	12	7	16	35	73	73	36	12	5	0	1	0	260
09:30	1	12	5	16	31	69	55	21	15	6	1	1	0	233
09:45	2	17	0	8	25	70	75	37	22	10	0	0	0	266
10:00	2	5	1	4	21	63	74	33	20	3	0	0	0	226
10:15	6	9	1	5	25	59	71	26	19	4	2	0	0	227
10:30	3	5	0	5	31	75	59	36	10	0	0	0	0	224
10:45	2	8	3	9	24	72	69	47	9	2	4	0	0	242
11:00	3	6	4	5	26	61	60	37	9	5	0	0	0	216
11:15	2	8	2	1	25	80	77	34	9	4	0	0	1	243
11:30	2	5	1	0	27	68	56	32	22	3	1	0	0	220
11:45	0	11	3	5	37	78	73	34	11	9	2	0	1	264
12:00 PM	2	7	1	4	24	20	74	21	16	3	2	0	0	242
12:15	2	6	3	2	35	73	69	42	14	4	0	0	1	251
12:30	4	13	5	2	39	80	79	38	11	4	2	2	1	280
12:45	3	7	4	1	34	76	87	45	13	7	1	0	1	279
13:00	2	8	3	7	25	67	82	43	19	4	2	1	0	263
13:15	0	16	3	10	23	82	78	33	16	1	1	0	0	263
13:30	2	7	3	6	57	73	80	36	10	6	2	0	0	281
13:45	3	10	5	8	38	91	71	37	6	2	0	0	0	278
14:00	4	13	8	13	71	93	66	30	7	2	0	0	0	307
14:15	4	12	4	6	48	105	72	33	12	7	2	0	0	305
14:30	5	12	4	4	70	123	89	34	20	9	0	0	0	370
14:45	5	11	6	8	53	124	92	53	34	5	1	0	0	392
15:00	4	19	2	12	101	143	119	32	22	6	0	0	0	466
15:15	4	15	8	15	69	121	94	49	16	8	1	0	0	401
15:30	1	15	7	21	35	126	93	59	17	7	1	0	0	382
15:45	3	12	10	13	80	151	122	55	14	5	3	0	0	468
16:00	7	9	4	12	50	159	96	42	16	8	1	1	0	405
16:15	1	14	6	16	47	152	98	38	22	4	3	1	0	400
16:30	3	5	5	5	51	132	108	66	28	9	4	1	1	418
16:45	4	12	4	17	61	134	106	71	19	5	1	0	0	434
17:00	1	14	6	19	84	146	132	72	14	7	0	0	0	495
17:15	4	10	1	4	46	144	124	41	27	10	2	1	0	414
17:30	1	13	12	5	53	136	142	66	13	2	4	1	0	446
17:45	4	21	10	22	74	167	111	65	21	3	2	0	0	501
18:00	3	14	10	11	67	149	135	40	25	6	3	0	0	463
18:15	1	16	6	6	43	132	131	70	16	5	0	2	0	428
18:30	5	16	4	5	35	114	91	44	31	5	3	1	1	355
18:45	9	9	7	6	48	96	94	41	18	4	1	0	0	333
19:00	2	22	13	13	59	51	93	89	47	10	9	0	0	355
19:15	2	9	2	10	35	82	80	42	18	10	2	1	0	293
19:30	3	11	1	7	28	95	58	38	21	2	3	0	0	267
19:45	1	5	4	3	28	90	71	28	22	4	1	0	0	257
20:00	1	4	4	3	32	84	51	32	11	4	1	0	0	227
20:15	2	2	1	13	33	68	51	28	8	6	4	0	0	216
20:30	2	3	4	6	30	68	49	24	9	3	1	0	0	200
20:45	3	8	2	3	25	80	54	28	10	3	2	0	0	218
21:00	1	3	3	2	12	79	53	27	14	4	1	0	1	200
21:15	0	2	2	6	22	63	60	24	14	6	0	0	0	199
21:30	2	4	2	3	21	48	41	14	7	1	1	2	0	147
21:45	0	2	1	3	23	21	39	10	2	4	1	0	0	116
22:00	2	1	1	1	16	40	33	15	7	4	0	0	0	120
22:15	1	5	2	4	7	21	25	11	7	0	0	0	0	83
22:30	0	1	0	2	10	21	36	12	6	1	0	0	0	89
22:45	1	5	0	2	5	13	17	4	4	0	0	0	0	51
23:00	0	0	2	2	5	16	19	10	0	2	1	0	0	57
23:15	0	1	0	0	1	8	17	6	3	0	0	0	0	48
23:30	2	1	0	0	14	17	15	8	2	3	0	0	0	62
23:45	0	0	0	1	4	11	15	7	4	0	0	0	0	42
<b>Totals</b>	<b>192</b>	<b>700</b>	<b>290</b>	<b>486</b>	<b>2759</b>	<b>6212</b>	<b>5384</b>	<b>2643</b>	<b>1062</b>	<b>340</b>	<b>101</b>	<b>28</b>	<b>14</b>	<b>20212</b>
<b>% of Totals</b>	<b>1%</b>	<b>3%</b>	<b>1%</b>	<b>2%</b>	<b>14%</b>	<b>31%</b>	<b>27%</b>	<b>13%</b>	<b>5%</b>	<b>2%</b>	<b>0%</b>	<b>0%</b>	<b>0%</b>	<b>100%</b>

AM Volumes	70	275	94	151	893	1922	1768	924	377	116	36	13	0	6651	
% AM	0%	1%	0%	1%	4%	10%	5%	2%	1%	0%	0%	0%	0%	33%	
AM Peak Hour	06:15	07:45	07:30	07:30	07:45	07:30	07:45	07:45	08:15	09:00	07:15	06:45	11:45	07:45	
Volume	17	75	36	43	264	498	404	385	78	22	10	3	1	1581	
PM Volumes	116	423	190	335	1860	4290	3610	1719	685	224	65	16	3	13561	
% PM	1%	2%	1%	2%	9%	21%	18%	9%	3%	1%	0%	0%	0%	67%	
PM Peak Hour	16:00	17:45	17:30	15:00	14:30	17:45	17:30	16:30	17:45	16:30	15:45	17:15	12:00	17:45	
Volume	18	67	38	61	293	596	519	250	24	31	11	3	1	1856	
Directional Peak Periods	AM 7-9				NOON 12-2				PM 4-6				Off Peak Volumes		
All Classes	Volume	%	Volume	%	Volume	%	Volume	%	Volume	%	Volume	%	Volume	%	
	2785	14%	2137	11%	3513	17%	11777	58%							

# SPEED

Stirling Rd Bet. SW 122nd Ave & SW 118th Ave

Day: Thursday  
Date: 5/18/2023

City: Cooper City  
Project #: FL23\_140259\_044e

## East Bound

Time	< 15	15 - 19	20 - 24	25 - 29	30 - 34	35 - 39	40 - 44	45 - 49	50 - 54	55 - 59	60 - 64	65 - 69	70 +	Total
00:00 AM	2	1	1	0	8	7	14	6	5	2	1	0	0	47
01:00	0	0	1	2	2	7	11	2	1	1	0	0	0	27
02:00	0	0	0	0	1	5	5	2	1	0	1	0	0	15
03:00	0	1	0	1	2	2	1	1	2	0	0	0	1	11
04:00	1	0	2	0	0	4	2	4	0	3	0	1	0	17
05:00	1	4	1	2	5	8	8	14	4	1	1	0	0	49
06:00	5	13	6	2	8	31	32	30	16	7	2	1	2	155
07:00	2	45	23	9	63	141	147	100	46	15	8	4	1	604
08:00	7	48	24	9	67	153	184	109	68	17	5	1	0	692
09:00	1	27	11	12	34	112	144	84	60	20	2	1	0	508
10:00	6	16	5	6	28	112	122	74	37	7	6	0	0	419
11:00	2	18	9	6	40	97	114	74	40	17	4	1	2	424
12:00 PM	4	24	11	2	43	98	132	97	38	18	4	2	2	475
13:00	2	20	11	10	44	114	139	94	35	12	6	1	0	488
14:00	6	27	20	12	64	180	157	102	57	21	3	0	0	649
15:00	4	35	21	26	84	199	203	115	52	21	5	1	0	766
16:00	8	29	22	17	63	219	204	146	65	21	9	1	1	805
17:00	2	29	19	22	88	228	236	153	58	22	4	2	0	863
18:00	8	34	25	12	39	186	229	111	76	17	7	2	1	747
19:00	4	34	15	8	61	153	140	91	55	23	8	1	0	593
20:00	3	14	10	10	40	106	101	72	26	10	7	1	0	400
21:00	1	5	5	6	22	77	85	49	24	13	2	1	0	290
22:00	1	9	1	3	17	33	52	25	17	5	0	0	0	163
23:00	1	1	1	3	12	29	26	17	6	4	0	0	0	100
<b>Totals</b>	<b>71</b>	<b>434</b>	<b>244</b>	<b>180</b>	<b>835</b>	<b>2301</b>	<b>2488</b>	<b>1572</b>	<b>789</b>	<b>277</b>	<b>85</b>	<b>21</b>	<b>10</b>	<b>9307</b>
<b>% of Totals</b>	<b>1%</b>	<b>5%</b>	<b>3%</b>	<b>2%</b>	<b>9%</b>	<b>25%</b>	<b>27%</b>	<b>17%</b>	<b>8%</b>	<b>3%</b>	<b>1%</b>	<b>0%</b>	<b>0%</b>	<b>100%</b>

<b>AM Volumes</b>	27	173	83	49	258	679	784	500	280	90	30	9	6	2968
<b>% AM</b>	0%	2%	1%	1%	3%	7%	8%	5%	3%	1%	0%	0%	0%	32%
<b>AM Peak Hour</b>	08:00	08:00	08:00	09:00	08:00	08:00	08:00	08:00	08:00	09:00	07:00	07:00	06:00	08:00
<b>Volume</b>	7	48	24	12	67	153	184	109	68	20	8	4	2	692
<b>PM Volumes</b>	44	261	161	131	577	1622	1704	1072	509	187	55	12	4	6339
<b>% PM</b>	0%	3%	2%	1%	6%	17%	18%	12%	5%	2%	1%	0%	0%	68%
<b>PM Peak Hour</b>	16:00	15:00	18:00	15:00	17:00	17:00	17:00	17:00	18:00	19:00	16:00	12:00	12:00	17:00
<b>Volume</b>	8	35	25	26	88	228	236	153	76	23	9	2	2	863

Directional Peak Periods All Speeds	AM 7-9		NOON 12-2		PM 4-6		Off Peak Volumes	
	Volume	%	Volume	%	Volume	%	Volume	%
	1296	14%	963	10%	1668	18%	5380	58%

Street Name	Direction	Percentiles					ADT
		15th	50th	Average	85th	95th	
Stirling Rd	East Bound	33	41	41	49	55	9307
Stirling Rd	West Bound	32	39	38	45	49	10905

# SPEED

Stirling Rd Bet. SW 122nd Ave & SW 118th Ave

Day: Thursday  
Date: 5/18/2023

City: Cooper City  
Project #: FL23\_140259\_044w

## West Bound

Time	< 15	15 - 19	20 - 24	25 - 29	30 - 34	35 - 39	40 - 44	45 - 49	50 - 54	55 - 59	60 - 64	65 - 69	70 +	Total
00:00 AM	0	1	0	3	12	14	20	12	3	0	2	0	0	67
01:00	1	0	0	1	10	15	8	5	0	1	0	0	0	41
02:00	1	0	0	0	3	9	5	3	2	0	0	0	0	23
03:00	0	0	0	3	5	5	8	2	0	0	1	0	0	24
04:00	1	2	0	0	2	10	10	7	2	0	0	0	0	34
05:00	3	3	0	1	9	32	22	23	3	2	1	1	0	100
06:00	8	12	0	6	31	79	100	64	25	6	0	1	0	332
07:00	9	22	7	19	160	257	201	63	12	2	0	0	0	752
08:00	8	18	2	25	155	275	172	69	9	2	1	1	0	737
09:00	6	21	1	29	100	200	135	45	9	7	0	1	0	554
10:00	7	11	0	10	73	157	151	68	21	2	0	0	0	500
11:00	5	12	1	5	75	190	152	63	11	4	1	0	0	519
12:00 PM	7	9	2	7	85	205	195	49	16	0	1	0	1	577
13:00	5	21	2	21	99	199	172	55	16	6	1	0	0	597
14:00	12	21	2	19	178	265	162	48	16	2	0	0	0	725
15:00	8	26	6	35	201	342	225	80	17	5	0	0	0	945
16:00	7	11	1	27	146	358	204	71	20	5	0	2	0	852
17:00	8	29	10	28	169	365	273	90	17	0	4	0	0	993
18:00	10	21	2	16	154	305	222	84	14	3	0	1	0	832
19:00	4	13	3	21	81	207	158	64	25	2	1	0	0	579
20:00	5	3	1	15	80	194	104	40	12	6	1	0	0	461
21:00	2	6	3	8	56	134	108	35	13	2	1	1	3	372
22:00	3	3	2	6	21	62	59	17	7	0	0	0	0	180
23:00	1	1	1	1	19	32	30	14	3	6	1	0	0	109
<b>Totals</b>	<b>121</b>	<b>266</b>	<b>46</b>	<b>306</b>	<b>1924</b>	<b>3911</b>	<b>2896</b>	<b>1071</b>	<b>273</b>	<b>63</b>	<b>16</b>	<b>8</b>	<b>4</b>	<b>10905</b>
<b>% of Totals</b>	<b>1%</b>	<b>2%</b>	<b>0%</b>	<b>3%</b>	<b>18%</b>	<b>36%</b>	<b>27%</b>	<b>10%</b>	<b>3%</b>	<b>1%</b>	<b>0%</b>	<b>0%</b>	<b>0%</b>	<b>100%</b>

<b>AM Volumes</b>	49	102	11	102	635	1243	984	424	97	26	6	4	0	3683
<b>% AM</b>	0%	1%	0%	1%	6%	11%	9%	4%	1%	0%	0%	0%	0%	34%
<b>AM Peak Hour</b>	07:00	07:00	07:00	09:00	07:00	08:00	07:00	08:00	06:00	09:00		05:00		07:00
<b>Volume</b>	9	22	7	29	160	275	201	69	25	7	2	1		752
<b>PM Volumes</b>	72	164	35	204	1289	2668	1912	647	176	37	10	4	4	7222
<b>% PM</b>	1%	2%	0%	2%	12%	24%	18%	6%	2%	0%	0%	0%	0%	66%
<b>PM Peak Hour</b>	14:00	17:00	17:00	15:00	15:00	17:00	17:00	17:00	19:00	13:00	17:00	16:00	21:00	17:00
<b>Volume</b>	12	29	10	35	201	365	273	90	25	6	4	2	3	993

Directional Peak Periods All Speeds	AM 7-9		NOON 12-2		PM 4-6		Off Peak Volumes	
	Volume	%	Volume	%	Volume	%	Volume	%
	1489	↔ 14%	1174	↔ 11%	1845	↔ 17%	6397	↔ 59%

Street Name	Direction	Percentiles					ADT
		15th	50th	Average	85th	95th	
Stirling Rd	East Bound	33	41	41	49	55	9307
Stirling Rd	West Bound	32	39	38	45	49	10905



# SPEED

Stirling Rd Bet. SW 122nd Ave & SW 118th Ave

Day: Thursday  
Date: 5/18/2023

City: Cooper City  
Project #: FL23\_140259\_044

## Summary

Time	< 15	15 - 19	20 - 24	25 - 29	30 - 34	35 - 39	40 - 44	45 - 49	50 - 54	55 - 59	60 - 64	65 - 69	70 +	Total
00:00 AM	2	2	1	3	20	21	34	18	8	2	3	0	0	114
01:00	1	0	1	3	12	22	19	7	1	2	0	0	0	68
02:00	1	0	0	0	4	14	10	5	3	0	1	0	0	38
03:00	0	1	0	4	7	7	9	3	2	0	1	0	1	35
04:00	2	2	2	0	2	14	12	11	2	3	0	1	0	51
05:00	4	7	1	3	14	40	30	37	7	3	2	1	0	149
06:00	13	25	6	8	39	110	132	94	41	13	2	2	2	487
07:00	11	67	30	28	223	398	348	163	58	17	8	4	1	1356
08:00	15	66	26	34	222	428	356	178	77	19	6	2	0	1429
09:00	7	48	12	41	134	312	279	129	69	27	2	2	0	1062
10:00	13	27	5	16	101	269	273	142	58	9	6	0	0	919
11:00	7	30	10	11	115	287	266	137	51	21	5	1	2	943
12:00 PM	11	33	13	9	128	303	327	146	54	18	5	2	3	1052
13:00	7	41	13	31	143	313	311	149	51	18	7	1	0	1085
14:00	18	48	22	31	242	445	319	150	73	23	3	0	0	1374
15:00	12	61	27	61	285	541	428	195	69	26	5	1	0	1711
16:00	15	40	23	44	209	577	408	217	85	26	9	3	1	1657
17:00	10	58	29	50	257	593	509	243	75	22	8	2	0	1856
18:00	18	55	27	28	193	491	451	195	90	20	7	3	1	1579
19:00	8	47	18	29	142	360	298	155	80	25	9	1	0	1172
20:00	8	17	11	25	120	300	205	112	38	16	8	1	0	861
21:00	3	11	8	14	78	211	193	84	37	15	3	2	3	662
22:00	4	12	3	9	38	95	111	42	24	5	0	0	0	343
23:00	2	2	2	4	31	61	56	31	9	10	1	0	0	209
<b>Totals</b>	<b>192</b>	<b>700</b>	<b>290</b>	<b>486</b>	<b>2759</b>	<b>6212</b>	<b>5384</b>	<b>2643</b>	<b>1062</b>	<b>340</b>	<b>101</b>	<b>29</b>	<b>14</b>	<b>20212</b>
<b>% of Totals</b>	<b>1%</b>	<b>3%</b>	<b>1%</b>	<b>2%</b>	<b>14%</b>	<b>31%</b>	<b>27%</b>	<b>13%</b>	<b>5%</b>	<b>2%</b>	<b>0%</b>	<b>0%</b>	<b>0%</b>	<b>100%</b>

<b>AM Volumes</b>	76	275	94	151	893	1922	1768	924	377	116	36	13	6	6651
<b>% AM</b>	0%	1%	0%	1%	4%	10%	9%	5%	2%	1%	0%	0%	0%	33%
<b>AM Peak Hour</b>	08:00	07:00	07:00	09:00	07:00	08:00	08:00	08:00	08:00	09:00	07:00	07:00	06:00	08:00
<b>Volume</b>	15	67	30	41	223	428	356	178	77	27	8	4	2	1429
<b>PM Volumes</b>	116	425	196	335	1866	4290	3616	1719	685	224	65	16	8	13561
<b>% PM</b>	1%	2%	1%	2%	9%	21%	18%	9%	3%	1%	0%	0%	0%	67%
<b>PM Peak Hour</b>	14:00	15:00	17:00	15:00	15:00	17:00	17:00	17:00	18:00	15:00	16:00	16:00	12:00	17:00
<b>Volume</b>	18	61	29	61	285	593	509	243	90	26	9	3	3	1856

Directional Peak Periods		AM 7-9		NOON 12-2		PM 4-6		Off Peak Volumes	
All Speeds		Volume	%	Volume	%	Volume	%	Volume	%
		2785	↔ 14%	2137	↔ 11%	3513	↔ 17%	11777	↔ 58%

Street Name	Direction	Percentiles					ADT
		15th	50th	Average	85th	95th	
Stirling Rd	Summary	32	40	39	47	53	20212

**VOLUME**

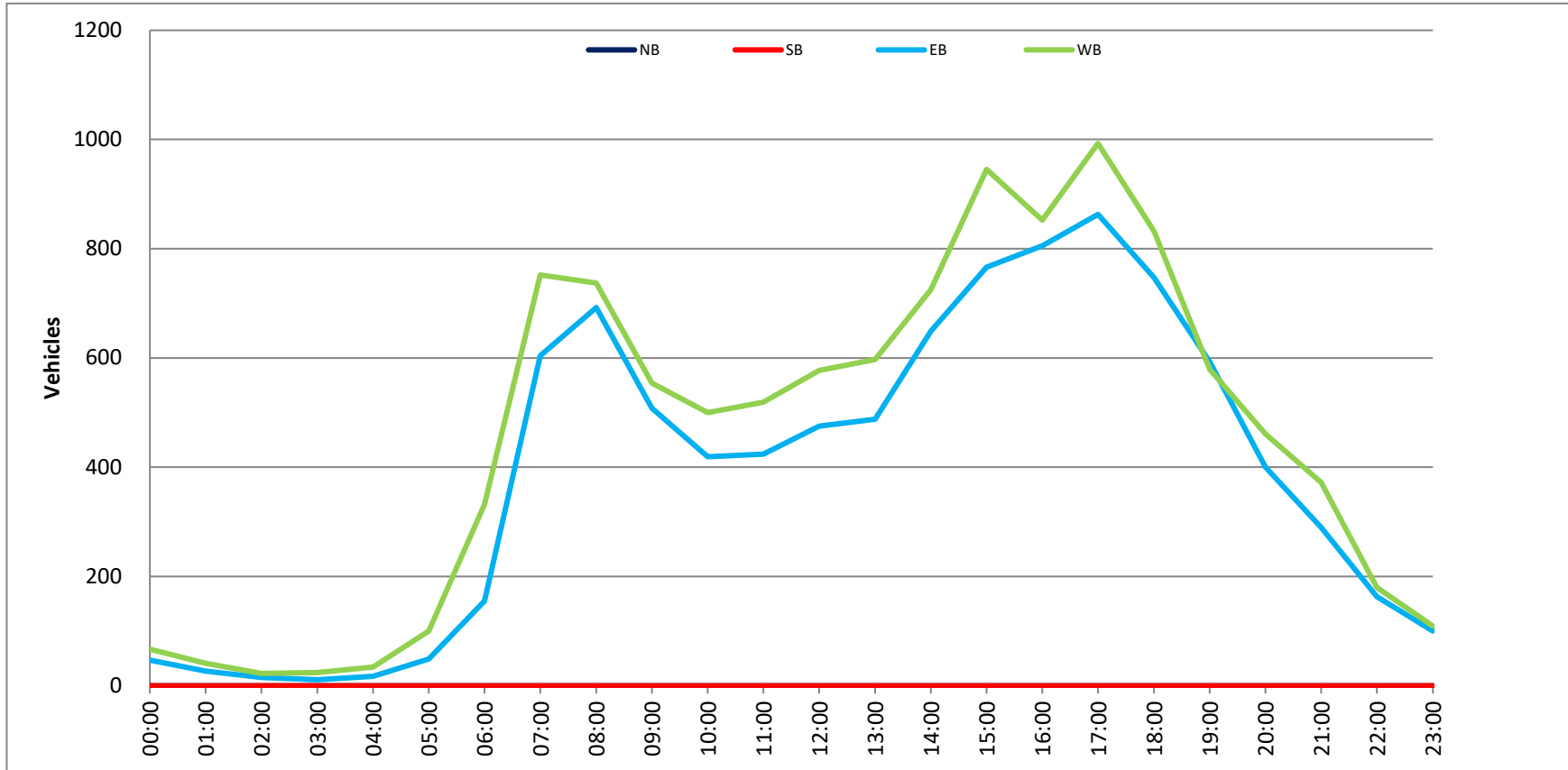
Stirling Rd Bet. SW 122nd Ave & SW 118th Ave

Day: Thursday  
Date: 5/18/2023

City: Cooper City  
Project #: FL23\_140259\_044

DAILY TOTALS		NB		SB		TOTAL		EB		WB		TOTAL	
		NB	SB	EB	WB	TOTAL	PMI Period	NB	SB	EB	WB	TOTAL	
DAILY TOTALS		0		0		9,307		10,905		20,212		Total	
DAILY TOTALS		0		0		9,307		10,905		20,212		Total	
AM Period	NB	SB	EB	WB	TOTAL	PMI Period	NB	SB	EB	WB	TOTAL		
00:00	0	0	20	21	41	12:00	0	0	101	141	242		
00:15	0	0	11	22	33	12:15	0	0	116	135	251		
00:30	0	0	10	13	23	12:30	0	0	130	150	280		
00:45	0	0	6	47	114	12:45	0	0	128	475	577	279	1052
01:00	0	0	9	10	19	13:00	0	0	138	125	263		
01:15	0	0	4	9	13	13:15	0	0	109	154	263		
01:30	0	0	7	12	19	13:30	0	0	119	162	281		
01:45	0	0	7	27	41	13:45	0	0	122	488	597	278	1085
02:00	0	0	3	4	7	14:00	0	0	137	170	307		
02:15	0	0	5	4	9	14:15	0	0	141	164	305		
02:30	0	0	3	4	7	14:30	0	0	186	184	370		
02:45	0	0	4	15	15	14:45	0	0	185	649	207	725	392
03:00	0	0	0	3	3	15:00	0	0	204	256	460		
03:15	0	0	5	6	11	15:15	0	0	167	234	401		
03:30	0	0	4	10	14	15:30	0	0	185	210	382		
03:45	0	0	2	11	7	15:45	0	0	210	766	258	945	468
04:00	0	0	3	1	4	16:00	0	0	195	210	405		
04:15	0	0	3	5	8	16:15	0	0	193	207	400		
04:30	0	0	5	13	18	16:30	0	0	208	210	418		
04:45	0	0	6	17	21	16:45	0	0	209	805	225	852	434
05:00	0	0	5	14	19	17:00	0	0	237	258	495		
05:15	0	0	5	23	23	17:15	0	0	196	218	414		
05:30	0	0	18	25	43	17:30	0	0	211	235	446		
05:45	0	0	21	49	64	17:45	0	0	219	863	282	993	501
06:00	0	0	27	54	81	18:00	0	0	206	257	463		
06:15	0	0	28	77	105	18:15	0	0	206	222	428		
06:30	0	0	43	92	135	18:30	0	0	180	175	355		
06:45	0	0	57	109	166	18:45	0	0	155	747	178	832	333
07:00	0	0	115	136	251	19:00	0	0	192	163	355		
07:15	0	0	127	184	311	19:15	0	0	148	145	293		
07:30	0	0	185	164	349	19:30	0	0	136	131	267		
07:45	0	0	198	604	247	19:45	0	0	117	593	140	579	257
08:00	0	0	232	204	436	20:00	0	0	119	108	227		
08:15	0	0	171	174	345	20:15	0	0	96	120	216		
08:30	0	0	162	196	358	20:30	0	0	89	89	200		
08:45	0	0	127	163	290	20:45	0	0	96	400	122	461	218
09:00	0	0	139	164	303	21:00	0	0	77	98	200		
09:15	0	0	132	128	260	21:15	0	0	101	123	199		
09:30	0	0	102	131	233	21:30	0	0	61	86	147		
09:45	0	0	135	508	371	21:45	0	0	51	290	65	372	116
10:00	0	0	107	119	226	22:00	0	0	58	62	120		
10:15	0	0	111	116	227	22:15	0	0	35	48	83		
10:30	0	0	104	120	224	22:30	0	0	45	44	89		
10:45	0	0	97	419	500	22:45	0	0	25	163	26	180	51
11:00	0	0	104	112	216	23:00	0	0	27	30	57		
11:15	0	0	100	143	243	23:15	0	0	30	18	48		
11:30	0	0	99	121	220	23:30	0	0	29	33	62		
11:45	0	0	121	143	264	23:45	0	0	14	100	28	109	42
TOTALS			2968	3683	6651	TOTALS			6339	7222	13561		
SPLIT %			44.6%	55.4%	32.9%	SPLIT %			46.7%	53.3%	67.1%		
DAILY TOTALS		NB		SB		EB		WB		Total		20,212	
DAILY TOTALS		0		0		9,307		10,905		20,212		Total	
DAILY TOTALS		0		0		9,307		10,905		20,212		Total	

AM Peak Hour	07:30	07:45	07:45	17:00	17:30	17:00
AM Pk Volume	765	821	1584	863	996	1856
Pk Hr Factor	0.824	0.831	0.890	0.910	0.883	0.926
7 - 9 Volume	0	0	2785	0	0	3513
7 - 9 Peak Hour	07:30	07:45	07:45	17:00	17:00	17:00
7 - 9 Pk Volume	765	821	1584	863	993	1856
Pk Hr Factor	0.824	0.831	0.890	0.910	0.880	0.926
PM Peak Hour	17:00	17:30	17:30	17:00	17:00	17:00
PM Pk Volume	863	996	996	863	993	1856
PM Hr Factor	0.910	0.883	0.883	0.910	0.880	0.926
4 - 6 Volume	0	0	1845	0	0	1845
4 - 6 Peak Hour	17:00	17:00	17:00	17:00	17:00	17:00
4 - 6 Pk Volume	863	993	993	863	993	1856
Pk Hr Factor	0.910	0.880	0.880	0.910	0.880	0.926



**SPEED**

SW 49th St E/O SW 90th Ave

Day: Tuesday  
Date: 5/16/2023

City: Cooper City  
Project #: FL23\_140259\_045e

Time	< 15	15 - 19	20 - 24	25 - 29	30 - 34	35 - 39	40 - 44	45 - 49	50 - 54	55 - 59	60 - 64	65 - 69	70 +	Total
00:00 AM	0	0	1	0	0	0	0	0	0	0	0	0	0	1
00:15	0	0	0	0	0	0	0	0	0	0	0	0	0	0
00:30	0	0	1	0	0	0	0	0	0	0	0	0	0	1
00:45	0	0	0	0	0	0	0	0	0	0	0	0	0	0
01:00	0	0	0	0	0	0	0	0	0	0	0	0	0	0
01:15	0	0	0	0	0	0	0	0	0	0	0	0	0	0
01:30	0	0	0	0	0	0	0	0	0	0	0	0	0	0
01:45	0	0	0	0	0	0	0	0	0	0	0	0	0	0
02:00	0	0	0	0	0	0	0	0	0	0	0	0	0	0
02:15	0	0	0	0	0	0	0	0	0	0	0	0	0	0
02:30	0	0	0	0	0	0	0	0	0	0	0	0	0	0
02:45	0	0	0	0	0	0	0	0	0	0	0	0	0	0
03:00	0	0	0	0	0	0	0	0	0	0	0	0	0	0
03:15	0	0	0	0	0	0	0	0	0	0	0	0	0	0
03:30	0	0	1	0	0	0	0	0	0	0	0	0	0	1
03:45	0	0	0	1	0	0	0	0	0	0	0	0	0	1
04:00	0	0	0	0	0	0	0	0	0	0	0	0	0	0
04:15	0	0	1	0	0	0	0	0	0	0	0	0	0	1
04:30	0	1	0	1	0	0	0	0	0	0	0	0	0	2
04:45	0	0	0	0	0	0	0	0	0	0	0	0	0	0
05:00	0	0	0	0	0	0	0	0	0	0	0	0	0	0
05:15	1	0	0	0	0	0	0	0	0	0	0	0	0	1
05:30	0	0	0	0	0	0	0	0	0	0	0	0	0	0
05:45	0	0	1	0	0	0	0	0	0	0	0	0	0	1
06:00	0	0	1	0	0	0	0	0	0	0	0	0	0	1
06:15	0	0	2	0	0	0	0	0	0	0	0	0	0	2
06:30	0	0	0	1	0	0	0	0	0	0	0	0	0	1
06:45	0	0	0	0	0	0	0	0	0	0	0	0	0	0
07:00	0	0	0	1	0	0	0	0	0	0	0	0	0	1
07:15	0	0	1	3	1	0	0	0	0	0	0	0	0	5
07:30	0	0	0	2	0	0	0	0	0	0	0	0	0	2
07:45	2	1	1	0	0	0	0	0	0	0	0	0	0	4
08:00	0	0	1	1	1	1	0	0	0	0	0	0	0	3
08:15	0	1	0	1	0	0	0	0	0	0	0	0	0	2
08:30	0	1	0	1	0	0	0	0	0	0	0	0	0	2
08:45	0	0	0	1	0	0	0	0	0	0	0	0	0	1
09:00	1	0	0	0	0	0	0	0	0	0	0	0	0	1
09:15	0	0	2	1	0	0	0	0	0	0	0	0	0	3
09:30	1	0	1	0	1	0	0	0	0	0	0	0	0	3
09:45	0	0	2	2	0	0	0	0	0	0	0	0	0	4
10:00	0	0	0	1	0	0	0	0	0	0	0	0	0	1
10:15	0	0	4	2	0	0	0	0	0	0	0	0	0	6
10:30	1	0	1	0	0	0	0	0	0	0	0	0	0	2
10:45	1	0	0	1	0	0	0	0	0	0	0	0	0	2
11:00	0	0	4	2	0	0	0	0	0	0	0	0	0	6
11:15	1	0	1	1	0	0	0	0	0	0	0	0	0	3
11:30	0	1	2	2	1	0	0	0	0	0	0	0	0	6
11:45	0	2	1	0	1	0	0	0	0	0	0	0	0	4
12:00 PM	0	1	1	0	1	0	0	0	0	0	0	0	0	3
12:15	0	1	2	4	1	0	0	0	0	0	0	0	0	8
12:30	0	1	0	3	0	0	0	0	0	0	0	0	0	4
12:45	0	1	3	0	1	0	0	0	0	0	0	0	0	5
13:00	0	1	1	1	2	0	0	0	0	0	0	0	0	5
13:15	0	1	0	2	2	1	0	0	0	0	0	0	0	6
13:30	0	0	0	1	2	0	0	0	0	0	0	0	0	3
13:45	0	0	0	1	2	0	0	0	0	0	0	0	0	2
14:00	0	0	2	1	0	0	0	0	0	0	0	0	0	3
14:15	0	0	2	3	2	0	0	0	0	0	0	0	0	7
14:30	0	1	1	2	1	0	0	0	0	0	0	0	0	5
14:45	2	0	0	3	3	0	1	0	0	0	0	0	0	9
15:00	0	0	0	0	3	2	0	0	0	0	0	0	0	5
15:15	0	0	0	3	2	1	0	0	0	0	0	0	0	6
15:30	0	1	2	2	1	0	0	0	0	0	0	0	0	6
15:45	0	0	0	1	1	0	0	0	0	0	0	0	0	2
16:00	0	0	3	3	2	0	0	0	0	0	0	0	0	8
16:15	0	1	1	1	2	1	0	0	0	0	0	0	0	6
16:30	0	0	4	5	2	0	0	0	0	0	0	0	0	11
16:45	1	0	3	3	2	0	0	0	0	0	0	0	0	9
17:00	0	0	6	5	0	0	0	0	0	0	0	0	0	11
17:15	0	0	4	3	5	0	0	0	0	0	0	0	0	12
17:30	0	0	3	3	0	1	0	0	0	0	0	0	0	7
17:45	0	0	0	0	3	3	0	0	0	0	0	0	0	6
18:00	0	1	1	4	2	1	0	0	0	0	0	0	0	9
18:15	1	1	1	3	1	0	0	0	0	0	0	0	0	7
18:30	0	3	3	3	1	0	0	0	0	0	0	0	0	10
18:45	0	1	5	3	1	1	0	0	0	0	0	0	0	11
19:00	0	1	1	4	1	0	0	0	0	0	0	0	0	10
19:15	0	3	1	4	1	0	0	0	0	0	0	0	0	9
19:30	0	0	5	3	2	0	0	0	0	0	0	0	0	10
19:45	0	0	1	1	1	0	0	0	0	0	0	0	0	3
20:00	0	0	0	0	3	0	0	0	0	0	0	0	0	3
20:15	0	0	0	3	3	0	0	0	0	0	0	0	0	6
20:30	0	1	1	4	1	0	0	0	0	0	0	0	0	6
20:45	0	0	2	1	2	0	0	0	0	0	0	0	0	5
21:00	0	1	1	1	0	0	0	0	0	0	0	0	0	3
21:15	0	0	0	0	1	0	0	0	0	0	0	0	0	1
21:30	0	0	2	2	1	0	0	0	0	0	0	0	0	5
21:45	0	1	2	0	0	0	0	0	0	0	0	0	0	4
22:00	0	0	0	0	0	0	0	0	0	0	0	0	0	0
22:15	0	0	1	0	0	0	0	0	0	0	0	0	0	1
22:30	1	0	0	1	0	0	0	0	0	0	0	0	0	2
22:45	0	0	0	0	0	0	0	0	0	0	0	0	0	0
23:00	0	0	0	0	0	0	0	0	0	0	0	0	0	0
23:15	0	0	0	0	0	0	0	0	0	0	0	0	0	0
23:30	0	0	0	0	0	1	0	0	0	0	0	0	0	1
23:45	0	0	0	0	1	0	0	0	0	0	0	0	0	1
<b>Totals</b>	<b>13</b>	<b>28</b>	<b>98</b>	<b>123</b>	<b>62</b>	<b>8</b>	<b>1</b>							<b>335</b>
<b>% of Totals</b>	<b>4%</b>	<b>9%</b>	<b>29%</b>	<b>37%</b>	<b>19%</b>	<b>3%</b>	<b>0%</b>							<b>100%</b>

AM Volumes	AM Peak Hour	PM Volumes	PM Peak Hour	Directional Peak Periods	
8	2%	5	1%	All Classes	
30	9%	22	7%	AM 7-9	NOON 12-2
25	7%	19	6%	PM 4-6	Off Peak Volumes
3	1%	10	3%	Volume 20	Volume 73
11	3%	10	3%	% 6%	% 11%
11:30		11:30		Volume 36	Volume 206
11:00		11:00		% 11%	% 22%
11		11		% 61%	

Street Name	Direction	15th	50th	Average	85th	95th	ADT
SW 49th St	East Bound	20	26	26	32	34	335
SW 49th St	West Bound	21	28	27	34	37	362

Time	< 15	15 - 19	20 - 24	25 - 29	30 - 34	35 - 39	40 - 44	45 - 49	50 - 54	55 - 59	60 - 64	65 - 69	70 +	Total
00:00 AM	0	0	1	0	0	0	0	0	0	0	0	0	0	1
00:15	0	0	0	0	0	0	0	0	0	0	0	0	0	0
00:30	0	0	0	0	0	0	0	0	0	0	0	0	0	0
00:45	0	0	0	0	0	0	0	0	0	0	0	0	0	0
01:00	0	0	0	0	0	0	0	0	0	0	0	0	0	0
01:15	0	0	1	0	0	0	0	0	0	0	0	0	0	1
01:30	0	0	0	0	0	0	0	0	0	0	0	0	0	0
01:45	0	0	0	0	0	0	0	0	0	0	0	0	0	0
02:00	0	0	0	0	0	0	0	0	0	0	0	0	0	0
02:15	0	0	0	0	0	0	0	0	0	0	0	0	0	0
02:30	0	0	0	0	0	0	0	0	0	0	0	0	0	0
02:45	1	0	0	0	0	1	0	0	0	0	0	0	0	2
03:00	0	0	0	0	0	0	0	0	0	0	0	0	0	0
03:15	0	0	0	0	0	0	0	0	0	0	0	0	0	0
03:30	0	0	0	0	1	0	0	0	0	0	0	0	0	1
03:45	0	0	0	0	0	0	0	0	0	0	0	0	0	0
04:00	0	0	0	0	0	0	0	0	0	0	0	0	0	0
04:15	0	0	0	1	0	0	0	0	0	0	0	0	0	1
04:30	0	0	1	0	0	0	0	0	0	0	0	0	0	1
04:45	0	0	0	0	0	0	0	0	0	0	0	0	0	0
05:00	0	0	0	0	1	0	0	0	0	0	0	0	0	1
05:15	0	0	0	0	0	0	0	0	0	0	0	0	0	0
05:30	0	0	1	1	1	1	0	0	0	0	0	0	0	4
05:45	0	0	2	1	0	0	0	0	0	0	0	0	0	3
06:00	0	0	1	2	0	0	0	0	0	0	0	0	0	3
06:15	0	0	1	0	1	2	0	0	0	0	0	0	0	4
06:30	0	0	1	0	2	0	0	0	0	0	0	0	0	3
06:45	0	0	1	1	1	0	0	0	0	0	0	0	0	3
07:00	0	0	0	4	2	0	0	0	0	0	0	0	0	6
07:15	0	0	3	4	1	1	0	0	0	0	0	0	0	9
07:30	0	0	1	9	5	1	0	0	0	0	0	0	0	16
07:45	1	1	5	3	2	0	0	0	0	0	0	0	0	12
08:00	0	0	4	3	2	3	0	0	0	0	0	0	0	8
08:15	0	3	1	2	0	0	0	0	0	0	0	0	0	6
08:30	0	0	2	5	1	0	0	0	0	0	0	0	0	8
08:45	0	0	1	2	2	0	0	0	0	0	0	0	0	5
09:00	0	0	1	1	0	1	0	0	0	0	0	0	0	3
09:15	0	0	1	2	0	0	0	0	0	0	0	0	0	3
09:30	1	1	1	2	0	0	0	0	0	0	0	0	0	5
09:45	0	1	1	1	1	1	0	0	0	0	0	0	0	5
10:00	0	0	1	3	0	0	0	0	0	0	0	0	0	4
10:15	0	1	1	1	0	0	0	0	0	0	0	0	0	3
10:30	0	0	1	2	1	0	0	0	0	0	0	0	0	4
10:45	0	0	2	2	1	1	0	0	0	0	0	0	0	6
11:00	1	0	1	2	1	0	0	0	0	0	0	0	0	5
11:15	1	0	2	1	1	1	0	0	0	0	0	0	0	6
11:30	0	2	2	1	0	0	0	0	0	0	0	0	0	5
11:45	0	1	0	1	3	1	0	0	0	0	0	0	0	6
12:00 PM	0	0	1	1	0	0	0	0	0	0	0	0	0	2
12:15	0	0	0	0	1	1	0	0	0	0	0	0	0	2
12:30	1	0	0	4	0	0	0	0	0	0	0	0	0	5
12:45	0	2	1	2	0	1	0	0	0	0	0	0	0	6
13:00	1	0	1	0	1	0	0	0	0	0	0	0	0	3
13:15	0	0	0	2	2	0	0	0	0	0	0	0	0	4
13:30	0	0	4	1	0	0	0	0	0	0	0	0	0	5
13:45	0	1	0	2	3	0	0	0	0	0	0	0	0	6
14:00	0	1	0	3	1	1	0	0	0	0	0	0	0	6
14:15	0	3	2	2	1	0	0	0	0	0	0	0	0	8
14:30	1	1	0	0	2	1	0	0	0	0	0	0	0	5
14:45	0	0	0	2	2	1	0	0	0	0	0	0	0	5
15:00	0	0	0	3	2	3	0	0	0	0	0	0	0	6
15:15	0	0	1	0	4	0	0	0	0	0	0	0	0	5
15:30	0	0	0	1	2	0	0	0	0	0	0	0	0	3
15:45	0	0	3	2	3	0	0	0	0	0	0	0	0	8
16:00	0	1	2	0	6	0	0	0	0	0	0	0	0	9
16:15	0	0	1	1	0	1	0	0	0	0	0	0	0	3
16:30	0	0	1	2	0	0	0	0	0	0	0	0	0	3
16:45	0	0	1	4	1	0	0	0	0	0	0	0	0	6
17:00	0	0	2	1	1	1	0	0	0	0	0	0	0	5
17:15	0	0	1	5	1	0	1	0	0	0	0	0	0	8
17:30	0	3	2	2	0	1	0	0	0	0	0	0	0	8
17:45	0	0	0	4	0	0	0	0	0	0	0	0	0	5
18:00	1	1	0	6	3	2	0	0	0	0	0	0	0	13
18:15	0	1	1	4	2	1	0	0	0	0	0	0	0	9
18:30	0	1	1	1	2	0	0	0	0	0	0	0	0	5
18:45	0	0	0	3	1	2	0	0	0	0	0	0	0	6
19:00	0	2	1	1	2	0	0	0	0	0	0	0	0	5
19:15	0	0	0	1	3	1	0	0	0	0	0	0	0	5
19:30	0	0	0	0	1	0	0	0	0	0	0	0	0	1
19:45	0	0	2	2	1	1	0	0	0	0	0	0	0	6
20:00	0	1	2	1	2	0	0	0	0	0	0	0	0	6
20:15	0	0	2	2	0	0	0	0	0	0	0	0	0	4
20:30	0	0	1	1	1	0	0	0	0	0	0	0	0	3
20:45	0	0	1	1	0	0	0	0	0	0	0	0	0	2
21:00	0	1	1	2	0	0	0	0	0	0	0	0	0	4
21:15	0	0	1	2	1	0	0	0	0	0	0	0	0	4
21:30	0	2	0	0	1	0	0	0	0	0	0	0	0	3
21:45	0	0	0	0	0	0	0	0	0	0	0	0	0	0
22:00	0	0	1	2	1	1	0	0	0	0	0	0	0	5
22:15	0	0	0	0	0	0	0	0	0	0	0	0	0	0
22:30	0	0	0	0	0	0	0	0	0	0	0	0	0	0
22:45	0	0	1	0	0	0	0	0	0	0	0	0	0	1
23:00	0	0	0	0	0	0	0	0	0	0	0	0	0	0
23:15	0	0	0	0	0	0	0	0	0	0	0	0	0	0
23:30	0	0	0	0	0	0	0	0	0	0	0	0	0	0
23:45	0	1	0	0	0	0	0	0	0	0	0	0	0	1
<b>Totals</b>	<b>8</b>	<b>32</b>	<b>73</b>	<b>131</b>	<b>84</b>	<b>31</b>	<b>2</b>							<b>362</b>
<b>% of Totals</b>	<b>2%</b>	<b>9%</b>	<b>20%</b>	<b>36%</b>	<b>23%</b>	<b>8%</b>	<b>1%</b>							<b>100%</b>

Directional Peak Periods	AM 7-9			NOON 12-2			PM 4-6			Off Peak Volumes		
All Classes	Volume	%		Volume	%		Volume	%		Volume	%	
	70	19%	← →	33	9%	← →	47	13%	← →	212	59%	← →

Street Name	Direction	Percentiles					
		15th	50th	Average	85th	95th	ADT
SW 49th St	East Bound	20	26	26	32	34	335
SW 49th St	West Bound	21	28	27	34	37	362

**SPEED**

SW 49th St E/O SW 90th Ave

Day: Tuesday  
Date: 5/16/2023

City: Cooper City  
Project #: FL23\_140259\_045

**Summary**

Time	< 15	15 - 19	20 - 24	25 - 29	30 - 34	35 - 39	40 - 44	45 - 49	50 - 54	55 - 59	60 - 64	65 - 69	70 +	Total
00:00 AM	0	0	2	0	0	0	0	0	0	0	0	0	0	2
00:15	0	0	0	0	0	0	0	0	0	0	0	0	0	0
00:30	0	0	1	0	0	0	0	0	0	0	0	0	0	1
00:45	0	0	0	0	0	0	0	0	0	0	0	0	0	0
01:00	0	0	0	0	0	0	0	0	0	0	0	0	0	0
01:15	0	0	1	0	0	0	0	0	0	0	0	0	0	1
01:30	0	0	0	0	0	0	0	0	0	0	0	0	0	0
01:45	0	0	0	0	0	0	0	0	0	0	0	0	0	0
02:00	0	0	0	0	0	0	0	0	0	0	0	0	0	0
02:15	0	0	0	0	0	0	0	0	0	0	0	0	0	0
02:30	0	0	0	0	0	0	0	0	0	0	0	0	0	0
02:45	1	0	0	0	0	1	0	0	0	0	0	0	0	2
03:00	0	0	0	0	0	0	0	0	0	0	0	0	0	0
03:15	0	0	0	0	0	0	0	0	0	0	0	0	0	0
03:30	0	0	1	0	1	0	0	0	0	0	0	0	0	2
03:45	0	0	0	0	1	0	0	0	0	0	0	0	0	1
04:00	0	0	0	0	0	0	0	0	0	0	0	0	0	0
04:15	0	0	1	1	0	0	0	0	0	0	0	0	0	2
04:30	0	1	1	1	0	0	0	0	0	0	0	0	0	3
04:45	0	0	0	0	0	0	0	0	0	0	0	0	0	0
05:00	0	0	0	0	1	0	0	0	0	0	0	0	0	1
05:15	1	0	0	0	0	0	0	0	0	0	0	0	0	1
05:30	0	0	1	1	1	1	0	0	0	0	0	0	0	4
05:45	0	0	1	2	1	0	0	0	0	0	0	0	0	4
06:00	0	0	2	2	0	0	0	0	0	0	0	0	0	4
06:15	0	0	3	0	1	2	0	0	0	0	0	0	0	6
06:30	0	0	1	1	2	0	0	0	0	0	0	0	0	4
06:45	0	0	1	1	1	0	0	0	0	0	0	0	0	3
07:00	0	0	0	5	2	0	0	0	0	0	0	0	0	7
07:15	0	0	4	7	2	1	0	0	0	0	0	0	0	14
07:30	0	0	1	11	5	1	0	0	0	0	0	0	0	18
07:45	3	2	6	3	2	0	0	0	0	0	0	0	0	16
08:00	0	0	1	4	3	3	0	0	0	0	0	0	0	11
08:15	0	4	1	2	1	0	0	0	0	0	0	0	0	8
08:30	0	1	2	6	1	0	0	0	0	0	0	0	0	10
08:45	0	0	2	2	2	0	0	0	0	0	0	0	0	6
09:00	1	0	1	1	0	1	0	0	0	0	0	0	0	4
09:15	0	0	3	3	0	0	0	0	0	0	0	0	0	6
09:30	2	1	2	2	1	0	0	0	0	0	0	0	0	8
09:45	0	1	3	3	1	1	0	0	0	0	0	0	0	9
10:00	0	0	1	4	0	0	0	0	0	0	0	0	0	5
10:15	0	1	5	3	0	0	0	0	0	0	0	0	0	9
10:30	1	0	2	2	1	0	0	0	0	0	0	0	0	6
10:45	1	0	3	4	1	1	0	0	0	0	0	0	0	10
11:00	1	0	5	4	1	0	0	0	0	0	0	0	0	11
11:15	2	0	3	2	1	1	0	0	0	0	0	0	0	9
11:30	0	3	4	3	1	0	0	0	0	0	0	0	0	11
11:45	0	3	1	1	3	2	0	0	0	0	0	0	0	10
12:00 PM	0	1	2	1	0	0	0	0	0	0	0	0	0	5
12:15	0	1	2	4	2	1	0	0	0	0	0	0	0	10
12:30	1	1	0	7	0	0	0	0	0	0	0	0	0	9
12:45	0	3	4	2	1	1	0	0	0	0	0	0	0	11
13:00	1	1	2	1	3	0	0	0	0	0	0	0	0	8
13:15	0	1	0	4	4	1	0	0	0	0	0	0	0	10
13:30	0	0	4	2	0	0	0	0	0	0	0	0	0	8
13:45	0	1	0	2	5	0	0	0	0	0	0	0	0	8
14:00	0	1	2	4	1	1	0	0	0	0	0	0	0	9
14:15	0	3	4	5	3	0	0	0	0	0	0	0	0	15
14:30	1	2	1	2	3	1	0	0	0	0	0	0	0	10
14:45	2	0	0	5	5	1	1	0	0	0	0	0	0	14
15:00	0	0	0	3	1	5	5	0	0	0	0	0	0	11
15:15	0	0	1	3	6	1	0	0	0	0	0	0	0	11
15:30	0	1	2	3	3	0	0	0	0	0	0	0	0	9
15:45	0	0	3	3	4	0	0	0	0	0	0	0	0	10
16:00	0	1	5	3	8	0	0	0	0	0	0	0	0	17
16:15	0	1	2	3	1	1	0	0	0	0	0	0	0	9
16:30	0	0	5	7	2	0	0	0	0	0	0	0	0	14
16:45	1	0	4	7	3	0	0	0	0	0	0	0	0	15
17:00	0	0	8	6	1	1	0	0	0	0	0	0	0	16
17:15	0	0	5	8	6	0	1	0	0	0	0	0	0	20
17:30	0	3	5	5	0	2	0	0	0	0	0	0	0	15
17:45	0	0	1	10	3	0	0	0	0	0	0	0	0	14
18:00	1	2	1	10	5	3	0	0	0	0	0	0	0	22
18:15	1	2	2	7	3	1	0	0	0	0	0	0	0	16
18:30	0	4	4	4	3	0	0	0	0	0	0	0	0	15
18:45	0	1	5	6	2	3	0	0	0	0	0	0	0	17
19:00	0	3	2	6	0	0	0	0	0	0	0	0	0	15
19:15	0	3	1	5	4	1	0	0	0	0	0	0	0	14
19:30	0	0	5	3	3	0	0	0	0	0	0	0	0	11
19:45	0	0	3	3	2	1	0	0	0	0	0	0	0	9
20:00	0	1	2	1	5	0	0	0	0	0	0	0	0	9
20:15	0	0	5	5	0	0	0	0	0	0	0	0	0	10
20:30	0	1	1	6	1	7	0	0	0	0	0	0	0	9
20:45	0	0	3	2	2	0	0	0	0	0	0	0	0	7
21:00	0	2	2	3	0	0	0	0	0	0	0	0	0	7
21:15	0	0	1	3	1	0	0	0	0	0	0	0	0	5
21:30	0	2	2	2	2	0	0	0	0	0	0	0	0	8
21:45	0	1	2	0	0	0	0	0	0	0	0	0	0	4
22:00	0	0	1	2	1	1	0	0	0	0	0	0	0	5
22:15	0	0	1	0	0	0	0	0	0	0	0	0	0	1
22:30	1	0	0	1	0	0	0	0	0	0	0	0	0	2
22:45	0	0	1	0	0	0	0	0	0	0	0	0	0	1
23:00	0	0	0	0	0	0	0	0	0	0	0	0	0	0
23:15	0	0	0	0	0	0	0	0	0	0	0	0	0	0
23:30	0	0	0	0	0	1	0	0	0	0	0	0	0	1
23:45	0	1	0	1	0	0	0	0	0	0	0	0	0	2
<b>Totals</b>	<b>22</b>	<b>61</b>	<b>171</b>	<b>254</b>	<b>146</b>	<b>46</b>	<b>3</b>							<b>697</b>
<b>% of Totals</b>	<b>3%</b>	<b>9%</b>	<b>25%</b>	<b>36%</b>	<b>21%</b>	<b>6%</b>	<b>0%</b>							<b>100%</b>

Directional Peak Periods	AM 7-9		NOON 12-2		PM 4-6		Off Peak Volumes	
All Classes	Volume	%	Volume	%	Volume	%	Volume	%
	90	13%	69	10%	120	17%	418	60%

Street Name	Direction	15th	50th	Average	85th	95th	ADT
SW 49th St	Summary	21	27	27	33	36	697

# SPEED

SW 49th St E/O SW 90th Ave

Day: Tuesday  
Date: 5/16/2023

City: Cooper City  
Project #: FL23\_140259\_045e

## East Bound

Time	< 15	15 - 19	20 - 24	25 - 29	30 - 34	35 - 39	40 - 44	45 - 49	50 - 54	55 - 59	60 - 64	65 - 69	70 +	Total
00:00 AM	0	0	2	0	0	0	0	0	0	0	0	0	0	2
01:00	0	0	0	0	0	0	0	0	0	0	0	0	0	0
02:00	0	0	0	0	0	0	0	0	0	0	0	0	0	0
03:00	0	0	1	1	0	0	0	0	0	0	0	0	0	2
04:00	0	1	1	1	0	0	0	0	0	0	0	0	0	3
05:00	1	0	1	0	0	0	0	0	0	0	0	0	0	2
06:00	0	0	3	1	0	0	0	0	0	0	0	0	0	4
07:00	2	1	2	6	1	0	0	0	0	0	0	0	0	12
08:00	0	2	1	3	2	0	0	0	0	0	0	0	0	8
09:00	2	0	5	3	1	0	0	0	0	0	0	0	0	11
10:00	2	0	6	5	0	0	0	0	0	0	0	0	0	13
11:00	1	3	8	5	1	1	0	0	0	0	0	0	0	19
12:00 PM	0	4	6	7	3	0	0	0	0	0	0	0	0	20
13:00	0	2	1	4	8	1	0	0	0	0	0	0	0	16
14:00	2	1	5	9	6	0	1	0	0	0	0	0	0	24
15:00	0	1	2	9	6	1	0	0	0	0	0	0	0	19
16:00	1	1	11	13	7	1	0	0	0	0	0	0	0	34
17:00	0	0	13	17	8	1	0	0	0	0	0	0	0	39
18:00	1	6	10	13	5	2	0	0	0	0	0	0	0	37
19:00	0	4	8	12	8	0	0	0	0	0	0	0	0	32
20:00	0	1	6	8	5	0	0	0	0	0	0	0	0	20
21:00	0	2	5	4	1	1	0	0	0	0	0	0	0	13
22:00	1	0	1	1	0	0	0	0	0	0	0	0	0	3
23:00	0	0	0	1	0	1	0	0	0	0	0	0	0	2
<b>Totals</b>	<b>13</b>	<b>29</b>	<b>98</b>	<b>123</b>	<b>62</b>	<b>9</b>	<b>1</b>							<b>335</b>
<b>% of Totals</b>	<b>4%</b>	<b>9%</b>	<b>29%</b>	<b>37%</b>	<b>19%</b>	<b>3%</b>	<b>0%</b>							<b>100%</b>

<b>AM Volumes</b>	8	7	30	25	5	1	0	0	0	0	0	0	0	76
<b>% AM</b>	2%	2%	9%	7%	1%	0%								23%
<b>AM Peak Hour</b>	07:00	11:00	11:00	07:00	08:00	11:00								11:00
<b>Volume</b>	2	3	8	6	2	1								19
<b>PM Volumes</b>	5	22	68	98	57	8	1	0	0	0	0	0	0	259
<b>% PM</b>	1%	7%	20%	29%	17%	2%	0%							77%
<b>PM Peak Hour</b>	14:00	18:00	17:00	17:00	13:00	18:00	14:00							17:00
<b>Volume</b>	2	6	13	17	8	2	1							39

Directional Peak Periods All Speeds	AM 7-9		NOON 12-2		PM 4-6		Off Peak Volumes	
	Volume	%	Volume	%	Volume	%	Volume	%
	20	↔ 6%	36	↔ 11%	73	↔ 22%	206	↔ 61%

Street Name	Direction	Percentiles					ADT
		15th	50th	Average	85th	95th	
SW 49th St	East Bound	20	26	26	32	34	335
SW 49th St	West Bound	21	28	27	34	37	362

# SPEED

SW 49th St E/O SW 90th Ave

Day: Tuesday  
Date: 5/16/2023

City: Cooper City  
Project #: FL23\_140259\_045w

## West Bound

Time	< 15	15 - 19	20 - 24	25 - 29	30 - 34	35 - 39	40 - 44	45 - 49	50 - 54	55 - 59	60 - 64	65 - 69	70 +	Total
00:00 AM	0	0	1	0	0	0	0	0	0	0	0	0	0	1
01:00	0	0	1	0	0	0	0	0	0	0	0	0	0	1
02:00	1	0	0	0	0	1	0	0	0	0	0	0	0	2
03:00	0	0	0	0	1	0	0	0	0	0	0	0	0	1
04:00	0	0	1	1	0	0	0	0	0	0	0	0	0	2
05:00	0	0	1	3	3	1	0	0	0	0	0	0	0	8
06:00	0	0	4	3	4	2	0	0	0	0	0	0	0	13
07:00	1	1	9	20	10	2	0	0	0	0	0	0	0	43
08:00	0	3	3	11	5	5	0	0	0	0	0	0	0	27
09:00	1	2	4	6	1	2	0	0	0	0	0	0	0	16
10:00	0	1	5	8	2	1	0	0	0	0	0	0	0	17
11:00	2	3	5	5	5	2	0	0	0	0	0	0	0	22
12:00 PM	1	2	2	7	1	2	0	0	0	0	0	0	0	15
13:00	1	1	5	5	6	0	0	0	0	0	0	0	0	18
14:00	1	5	2	7	6	3	0	0	0	0	0	0	0	24
15:00	0	0	5	5	12	0	0	0	0	0	0	0	0	22
16:00	0	1	5	7	7	0	1	0	0	0	0	0	0	21
17:00	0	3	6	12	2	2	1	0	0	0	0	0	0	26
18:00	1	3	2	14	8	5	0	0	0	0	0	0	0	33
19:00	0	2	3	5	5	2	0	0	0	0	0	0	0	17
20:00	0	1	5	6	3	0	0	0	0	0	0	0	0	15
21:00	0	3	2	4	2	0	0	0	0	0	0	0	0	11
22:00	0	0	2	2	1	1	0	0	0	0	0	0	0	6
23:00	0	1	0	0	0	0	0	0	0	0	0	0	0	1
<b>Totals</b>	<b>9</b>	<b>32</b>	<b>73</b>	<b>131</b>	<b>84</b>	<b>31</b>	<b>2</b>							<b>362</b>
<b>% of Totals</b>	2%	9%	20%	36%	23%	9%	1%							100%

<b>AM Volumes</b>	5	10	34	57	31	16	0	0	0	0	0	0	0	153
<b>% AM</b>	1%	3%	9%	16%	9%	4%								42%
<b>AM Peak Hour</b>	11:00	08:00	07:00	07:00	07:00	08:00								07:00
<b>Volume</b>	2	3	9	20	10	5								43
<b>PM Volumes</b>	4	22	39	74	53	15	2	0	0	0	0	0	0	209
<b>% PM</b>	1%	6%	11%	20%	15%	4%	1%							58%
<b>PM Peak Hour</b>	12:00	14:00	17:00	18:00	15:00	18:00	16:00							18:00
<b>Volume</b>	1	5	6	14	12	5	1							33

Directional Peak Periods All Speeds	AM 7-9		NOON 12-2		PM 4-6		Off Peak Volumes	
	Volume	%	Volume	%	Volume	%	Volume	%
	70	↔ 19%	33	↔ 9%	47	↔ 13%	212	↔ 59%

Street Name	Direction	Percentiles					ADT
		15th	50th	Average	85th	95th	
SW 49th St	East Bound	20	26	26	32	34	335
SW 49th St	West Bound	21	28	27	34	37	362



# SPEED

SW 49th St E/O SW 90th Ave

Day: Tuesday  
Date: 5/16/2023

City: Cooper City  
Project #: FL23\_140259\_045

## Summary

Time	< 15	15 - 19	20 - 24	25 - 29	30 - 34	35 - 39	40 - 44	45 - 49	50 - 54	55 - 59	60 - 64	65 - 69	70 +	Total
00:00 AM	0	0	3	0	0	0	0	0	0	0	0	0	0	3
01:00	0	0	1	0	0	0	0	0	0	0	0	0	0	1
02:00	1	0	0	0	0	1	0	0	0	0	0	0	0	2
03:00	0	0	1	1	1	0	0	0	0	0	0	0	0	3
04:00	0	1	2	2	0	0	0	0	0	0	0	0	0	5
05:00	1	0	2	3	3	1	0	0	0	0	0	0	0	10
06:00	0	0	7	4	4	2	0	0	0	0	0	0	0	17
07:00	3	2	11	26	11	2	0	0	0	0	0	0	0	55
08:00	0	5	4	14	7	5	0	0	0	0	0	0	0	35
09:00	3	2	9	9	2	2	0	0	0	0	0	0	0	27
10:00	2	1	11	13	2	1	0	0	0	0	0	0	0	30
11:00	3	6	13	10	6	3	0	0	0	0	0	0	0	41
12:00 PM	1	6	8	14	4	2	0	0	0	0	0	0	0	35
13:00	1	3	6	9	14	1	0	0	0	0	0	0	0	34
14:00	3	6	7	16	12	3	1	0	0	0	0	0	0	48
15:00	0	1	7	14	18	1	0	0	0	0	0	0	0	41
16:00	1	2	16	20	14	1	1	0	0	0	0	0	0	55
17:00	0	3	19	29	10	3	1	0	0	0	0	0	0	65
18:00	2	9	12	27	13	7	0	0	0	0	0	0	0	70
19:00	0	6	11	17	13	2	0	0	0	0	0	0	0	49
20:00	0	2	11	14	8	0	0	0	0	0	0	0	0	35
21:00	0	5	7	8	3	1	0	0	0	0	0	0	0	24
22:00	1	0	3	3	1	1	0	0	0	0	0	0	0	9
23:00	0	1	0	1	0	1	0	0	0	0	0	0	0	3
<b>Totals</b>	<b>22</b>	<b>61</b>	<b>171</b>	<b>254</b>	<b>146</b>	<b>40</b>	<b>3</b>							<b>697</b>
<b>% of Totals</b>	<b>3%</b>	<b>9%</b>	<b>25%</b>	<b>36%</b>	<b>21%</b>	<b>6%</b>	<b>0%</b>							<b>100%</b>

<b>AM Volumes</b>	13	17	64	82	36	17	0	0	0	0	0	0	0	229
<b>% AM</b>	2%	2%	9%	12%	5%	2%								33%
<b>AM Peak Hour</b>	07:00	11:00	11:00	07:00	07:00	08:00								07:00
<b>Volume</b>	3	6	13	26	11	5								55
<b>PM Volumes</b>	9	44	107	172	110	23	3	0	0	0	0	0	0	468
<b>% PM</b>	1%	6%	15%	25%	16%	3%	0%							67%
<b>PM Peak Hour</b>	14:00	18:00	17:00	17:00	15:00	18:00	14:00							18:00
<b>Volume</b>	3	9	19	29	18	7	1							70

Directional Peak Periods All Speeds	AM 7-9		NOON 12-2		PM 4-6		Off Peak Volumes	
	Volume	%	Volume	%	Volume	%	Volume	%
	90	↔ 13%	69	↔ 10%	120	↔ 17%	418	↔ 60%

Street Name	Direction	Percentiles					ADT
		15th	50th	Average	85th	95th	
SW 49th St	Summary	21	27	27	33	36	697

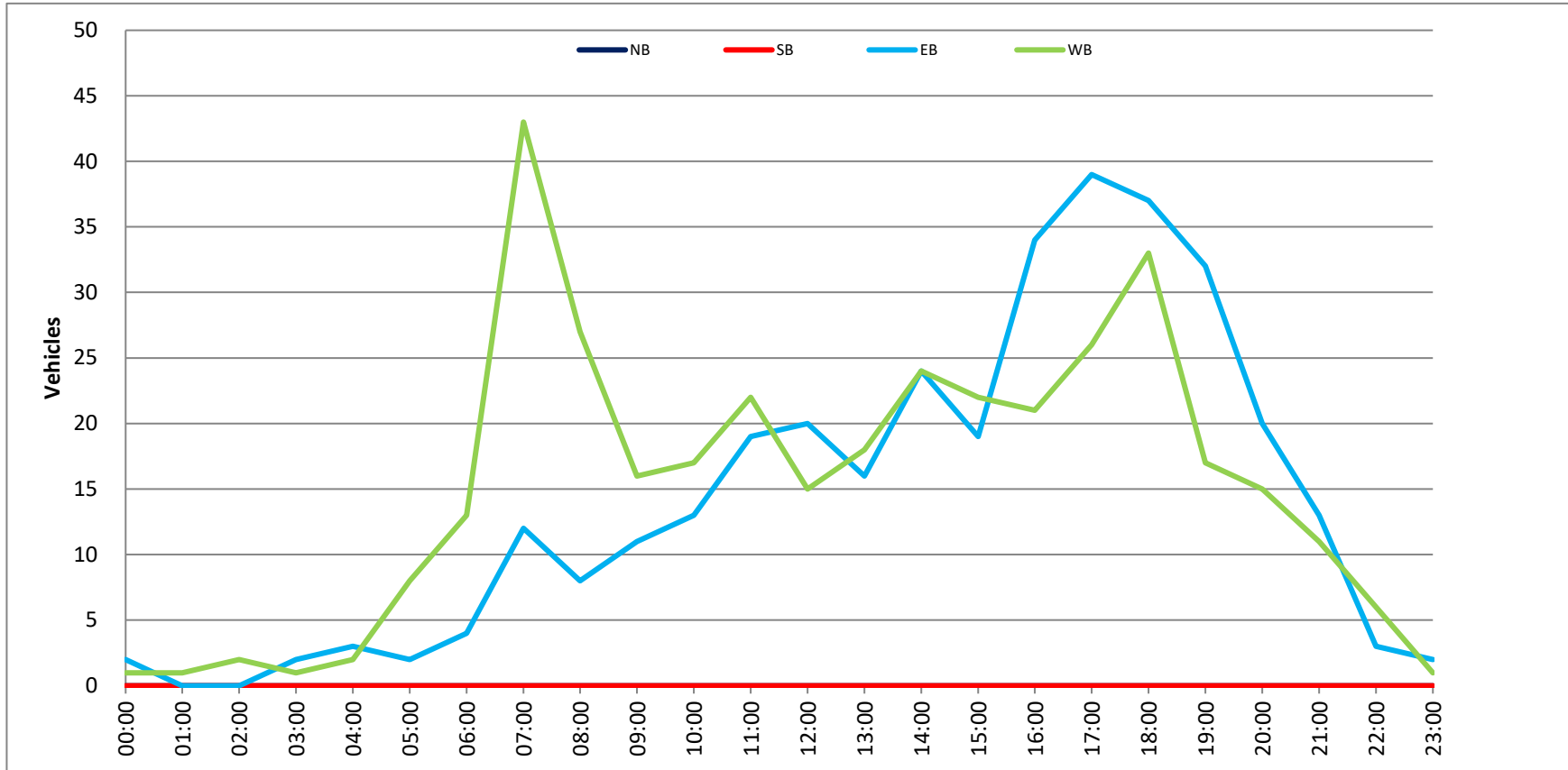
**VOLUME**

SW 49th St E/O SW 90th Ave

Day: Tuesday  
Date: 5/16/2023

City: Cooper City  
Project #: FL23\_140259\_045

DAILY TOTALS										NB		SB		EB		WB		TOTAL		
										0		0		335		362		697		
AM Period	NB	SB	EB	WB	TOTAL	PMI Period	NB	SB	EB	WB	TOTAL									
00:00	0	0	1	1	2	12:00	0	0	3	2	5									
00:15	0	0	0	0		12:15	0	0	8	2	10									
00:30	0	0	1	0	1	12:30	0	0	4	5	9									
00:45	0	0	0	2	0	12:45	0	0	5	20	11									
01:00	0	0	0	0	0	13:00	0	0	5	5	8									
01:15	0	0	0	0	0	13:15	0	0	6	4	10									
01:30	0	0	0	0	0	13:30	0	0	3	5	8									
01:45	0	0	0	0	0	13:45	0	0	2	16	6									
02:00	0	0	0	0	0	14:00	0	0	3	6	9									
02:15	0	0	0	0	0	14:15	0	0	7	8	15									
02:30	0	0	0	0	0	14:30	0	0	5	5	10									
02:45	0	0	0	0	0	14:45	0	0	9	24	14									
03:00	0	0	0	0	0	15:00	0	0	5	6	11									
03:15	0	0	0	0	0	15:15	0	0	6	5	11									
03:30	0	0	1	1	2	15:30	0	0	6	8	9									
03:45	0	0	1	1	2	15:45	0	0	2	19	8									
04:00	0	0	0	0	0	16:00	0	0	8	9	17									
04:15	0	0	1	1	2	16:15	0	0	6	3	9									
04:30	0	0	2	2	4	16:30	0	0	11	3	14									
04:45	0	0	0	3	0	16:45	0	0	9	34	15									
05:00	0	0	0	0	0	17:00	0	0	11	5	16									
05:15	0	0	1	0	1	17:15	0	0	12	8	20									
05:30	0	0	0	4	4	17:30	0	0	7	8	15									
05:45	0	0	1	2	3	17:45	0	0	9	39	14									
06:00	0	0	1	3	4	18:00	0	0	9	13	22									
06:15	0	0	2	4	6	18:15	0	0	7	9	16									
06:30	0	0	1	3	4	18:30	0	0	10	5	15									
06:45	0	0	0	3	3	18:45	0	0	11	37	17									
07:00	0	0	1	6	7	19:00	0	0	10	10	15									
07:15	0	0	5	9	14	19:15	0	0	9	5	14									
07:30	0	0	2	16	18	19:30	0	0	10	1	11									
07:45	0	0	4	12	16	19:45	0	0	3	32	9									
08:00	0	0	3	8	11	20:00	0	0	6	6	9									
08:15	0	0	2	6	8	20:15	0	0	3	4	10									
08:30	0	0	2	8	10	20:30	0	0	6	3	9									
08:45	0	0	1	5	6	20:45	0	0	5	20	7									
09:00	0	0	1	3	4	21:00	0	0	3	4	7									
09:15	0	0	3	3	6	21:15	0	0	1	4	5									
09:30	0	0	3	5	8	21:30	0	0	5	3	8									
09:45	0	0	4	11	9	21:45	0	0	4	13	4									
10:00	0	0	1	4	5	22:00	0	0	4	5	5									
10:15	0	0	6	3	9	22:15	0	0	1	0	1									
10:30	0	0	2	4	6	22:30	0	0	2	0	2									
10:45	0	0	4	6	10	22:45	0	0	3	1	6									
11:00	0	0	6	5	11	23:00	0	0	0	0	1									
11:15	0	0	3	6	9	23:15	0	0	0	0	0									
11:30	0	0	6	5	11	23:30	0	0	1	0	1									
11:45	0	0	19	6	22	23:45	0	0	2	1	2									
TOTALS	76				153	TOTALS	259				209	468								
SPLIT %	33.2%				66.8%	SPLIT %	55.3%				44.7%	67.1%								
<b>DAILY TOTALS</b>										NB		SB		EB		WB		Total		
										0		0		335		362		697		
AM Peak Hour	11:30				07:15	PM Peak Hour	16:30				17:30	17:15								
AM Pk Volume	21				45	PM Pk Volume	43				35	71								
Pk Hr Factor	0.656				0.703	Pk Hr Factor	0.896				0.673	0.807								
7 - 9 Volume	0				0	4 - 6 Volume	0				0	0								
7 - 9 Peak Hour	07:15				07:15	4 - 6 Peak Hour	16:30				16:45	16:45								
7 - 9 Pk Volume	0				0	4 - 6 Pk Volume	0				0	0								
Pk Hr Factor	0.700				0.703	Pk Hr Factor	0.896				0.844	0.825								



East Bound														
Time	< 15	15 - 19	20 - 24	25 - 29	30 - 34	35 - 39	40 - 44	45 - 49	50 - 54	55 - 59	60 - 64	65 - 69	70 +	Total
00:00 AM	0	0	0	0	0	0	0	0	0	0	0	0	0	0
00:15	0	0	0	0	0	1	0	1	0	0	0	0	0	2
00:30	0	0	0	0	0	1	0	0	0	0	0	0	0	1
00:45	0	0	0	0	0	0	0	0	0	0	0	0	0	0
01:00	0	0	0	0	0	0	0	0	0	0	0	0	0	0
01:15	0	0	0	0	0	0	0	0	0	0	0	0	0	0
01:30	0	0	0	0	0	0	0	0	0	0	0	0	0	0
01:45	0	1	0	0	0	0	0	0	0	0	0	0	0	1
02:00	0	0	0	0	0	0	0	0	0	0	0	0	0	0
02:15	0	0	0	1	0	0	0	0	0	0	0	0	0	1
02:30	0	0	0	0	0	0	0	0	0	0	0	0	0	0
02:45	0	0	0	0	0	0	0	0	0	0	0	0	0	0
03:00	0	0	1	0	0	0	0	0	0	0	0	0	0	1
03:15	0	0	0	0	0	0	0	0	0	0	0	0	0	0
03:30	0	0	0	0	0	0	0	0	0	0	0	0	0	0
03:45	0	0	0	0	0	0	0	0	0	0	0	0	0	0
04:00	0	0	0	0	0	0	0	0	0	0	0	0	0	0
04:15	0	0	0	0	0	0	0	0	0	0	0	0	0	0
04:30	0	0	0	0	0	0	0	0	0	0	0	0	0	0
04:45	0	0	0	0	0	0	0	0	0	0	0	0	0	0
05:00	0	0	0	0	0	0	0	0	0	0	0	0	0	0
05:15	0	0	0	0	0	0	0	0	0	0	0	0	0	0
05:30	0	0	0	0	0	0	0	0	0	0	0	0	0	0
05:45	0	0	0	1	0	0	0	0	0	0	0	0	0	1
06:00	0	0	0	0	0	0	0	0	0	0	0	0	0	0
06:15	0	0	1	0	0	0	0	0	0	0	0	0	0	1
06:30	0	0	0	0	0	0	0	0	0	0	0	0	0	0
06:45	0	0	0	1	0	0	0	0	0	0	0	0	0	1
07:00	0	0	1	0	0	0	0	0	0	0	0	0	0	1
07:15	0	0	2	2	0	0	0	0	0	0	0	0	0	4
07:30	0	0	0	2	0	0	0	0	0	0	0	0	0	2
07:45	0	1	0	2	3	0	0	0	0	0	0	0	0	6
08:00	1	0	1	1	1	1	0	0	0	0	0	0	0	4
08:15	0	1	2	0	0	0	0	0	0	0	0	0	0	3
08:30	0	1	0	2	0	0	0	0	0	0	0	0	0	3
08:45	0	0	0	0	1	0	0	0	0	0	0	0	0	1
09:00	0	0	1	0	1	0	0	0	0	0	0	0	0	2
09:15	0	1	0	0	2	0	0	0	0	0	0	0	0	2
09:30	0	1	1	1	1	0	0	0	0	0	0	0	0	4
09:45	0	0	0	2	1	0	0	0	0	0	0	0	0	3
10:00	0	1	0	1	0	0	0	0	0	0	0	0	0	2
10:15	0	0	0	3	0	0	0	0	0	0	0	0	0	3
10:30	0	1	0	3	0	0	0	0	0	0	0	0	0	4
10:45	0	0	0	0	0	0	0	0	0	0	0	0	0	0
11:00	0	1	0	0	1	1	0	0	0	0	0	0	0	3
11:15	0	0	1	0	0	0	0	0	0	0	0	0	0	2
11:30	0	0	6	1	1	0	0	0	0	0	0	0	0	8
11:45	0	1	1	2	4	0	0	0	0	0	0	0	0	8
12:00 PM	0	0	0	0	0	0	0	0	0	0	0	0	0	0
12:15	0	2	1	1	0	1	0	0	0	0	0	0	0	5
12:30	0	1	0	4	0	0	0	0	0	0	0	0	0	5
12:45	0	0	0	2	2	0	0	0	0	0	0	0	0	4
13:00	0	0	2	3	1	0	0	0	0	0	0	0	0	6
13:15	0	0	1	1	5	0	0	0	0	0	0	0	0	7
13:30	0	0	0	4	1	0	0	0	0	0	0	0	0	5
13:45	0	0	2	2	1	1	0	0	0	0	0	0	0	6
14:00	1	0	2	6	0	0	0	0	0	0	0	0	0	9
14:15	0	0	1	0	0	0	0	0	0	0	0	0	0	1
14:30	0	0	1	1	1	0	0	0	0	0	0	0	0	3
14:45	1	1	3	2	0	0	0	0	0	0	0	0	0	7
15:00	0	0	1	3	2	2	0	0	0	0	0	0	0	6
15:15	0	0	1	3	1	1	0	0	0	0	0	0	0	6
15:30	0	0	1	2	0	1	0	0	0	0	0	0	0	4
15:45	0	0	1	3	1	0	0	0	0	0	0	0	0	5
16:00	1	1	1	3	2	0	0	0	0	0	0	0	0	8
16:15	0	0	0	6	3	1	0	0	0	0	0	0	0	7
16:30	0	0	3	2	0	0	0	0	0	0	0	0	0	5
16:45	1	1	2	3	6	0	0	0	0	0	0	0	0	13
17:00	0	0	2	3	1	0	0	0	0	0	0	0	0	6
17:15	1	0	3	3	4	0	0	0	0	0	0	0	0	11
17:30	0	2	2	7	1	0	0	0	0	0	0	0	0	12
17:45	0	0	0	4	3	1	0	0	0	0	0	0	0	8
18:00	0	2	0	2	1	0	0	0	0	0	0	0	0	5
18:15	0	1	3	2	0	1	0	0	0	0	0	0	0	7
18:30	0	0	3	3	2	0	0	0	0	0	0	0	0	9
18:45	0	0	2	1	1	0	0	0	0	0	0	0	0	4
19:00	0	0	3	3	2	0	0	0	0	0	0	0	0	5
19:15	0	0	1	4	4	0	0	0	0	0	0	0	0	10
19:30	0	0	3	0	2	0	0	0	0	0	0	0	0	5
19:45	0	0	1	3	1	0	0	0	0	0	0	0	0	5
20:00	0	2	0	2	0	0	0	0	0	0	0	0	0	4
20:15	1	1	1	4	1	0	0	0	0	0	0	0	0	8
20:30	0	1	1	7	1	0	0	0	0	0	0	0	0	9
20:45	0	0	2	3	3	0	0	0	0	0	0	0	0	8
21:00	0	1	1	1	1	0	0	0	0	0	0	0	0	4
21:15	0	2	1	1	0	0	0	0	0	0	0	0	0	4
21:30	1	0	1	1	1	0	0	0	0	0	0	0	0	4
21:45	0	0	0	0	2	2	0	0	0	0	0	0	0	4
22:00	0	0	0	1	1	1	0	0	0	0	0	0	0	3
22:15	0	0	0	1	0	0	0	0	0	0	0	0	0	1
22:30	0	1	1	0	0	0	0	0	0	0	0	0	0	2
22:45	0	0	1	0	1	0	0	0	0	0	0	0	0	2
23:00	0	0	0	0	1	0	0	0	0	0	0	0	0	1
23:15	0	1	1	0	0	0	0	0	0	0	0	0	0	2
23:30	0	0	0	1	0	0	0	0	0	0	0	0	0	1
23:45	0	0	0	0	0	1	0	0	0	0	0	0	0	1
<b>Totals</b>	<b>8</b>	<b>30</b>	<b>84</b>	<b>128</b>	<b>72</b>	<b>9</b>	<b>2</b>							<b>333</b>
% of Totals	2%	9%	25%	38%	22%	3%	1%							100%

AM Volumes		% AM		AM Peak Hour		PM Volumes		% PM		PM Peak Hour		Directional Peak Periods	
Volume	%	Volume	%	Volume	%	Volume	%	Volume	%	Volume	%	Volume	%
1	0%	9	3%	18	5%	7	2%	1	0%	1	0%	24	7%
11-15	0%	3	1%	11-15	8%	16-45	5%	11-15	3%	16-45	5%	7-9	7%
11-15	3%	4	1%	11-15	3%	16-45	5%	11-15	3%	16-45	5%	NOON 12-2	11%
11-15	3%	4	1%	11-15	3%	16-45	5%	11-15	3%	16-45	5%	PM 4-6	21%
11-15	3%	4	1%	11-15	3%	16-45	5%	11-15	3%	16-45	5%	Off Peak Volumes	60%
11-15	3%	4	1%	11-15	3%	16-45	5%	11-15	3%	16-45	5%		

Street Name	Direction	Percentiles					
		15th	50th	Average	85th	95th	ADT
SW 49th St	East Bound	21	27	26	32	35	333
SW 49th St	West Bound	21	28	28	34	38	347

SPEED

West Bound

Time	< 15	15 - 19	20 - 24	25 - 29	30 - 34	35 - 39	40 - 44	45 - 49	50 - 54	55 - 59	60 - 64	65 - 69	70 +	Total
00:00 AM	0	0	0	0	0	0	0	0	0	0	0	0	0	0
00:15	0	0	0	0	0	0	0	0	0	0	0	0	0	0
00:30	1	0	0	0	0	0	0	0	0	0	0	0	0	1
00:45	0	0	0	0	0	0	0	0	0	0	0	0	0	0
01:00	0	0	0	0	0	0	0	0	0	0	0	0	0	0
01:15	0	0	0	0	1	0	0	0	0	0	0	0	0	1
01:30	0	0	0	0	0	0	0	0	0	0	0	0	0	0
01:45	0	0	0	0	0	0	0	0	0	0	0	0	0	0
02:00	0	0	0	0	0	0	0	0	0	0	0	0	0	0
02:15	0	0	0	0	0	0	0	0	0	0	0	0	0	0
02:30	0	0	0	0	0	0	0	0	0	0	0	0	0	0
02:45	0	0	0	0	1	0	0	0	0	0	0	0	0	1
03:00	0	0	0	0	0	0	0	0	0	0	0	0	0	0
03:15	0	0	0	0	0	0	0	0	0	0	0	0	0	0
03:30	0	0	0	0	0	0	0	0	0	0	0	0	0	0
03:45	0	0	0	0	0	0	0	0	0	0	0	0	0	0
04:00	0	0	0	0	0	0	0	0	0	0	0	0	0	0
04:15	0	0	0	0	0	0	0	0	0	0	0	0	0	0
04:30	0	0	0	0	0	0	0	0	0	0	0	0	0	0
04:45	0	0	0	0	1	0	0	0	0	0	0	0	0	1
05:00	0	0	0	0	0	0	0	0	0	0	0	0	0	0
05:15	0	0	0	0	2	0	0	0	0	0	0	0	0	2
05:30	0	0	0	0	1	0	1	0	0	0	0	0	0	2
05:45	0	0	1	0	1	0	0	0	0	0	0	0	0	2
06:00	0	0	1	0	2	0	0	0	0	0	0	0	0	3
06:15	0	1	0	1	1	0	0	0	0	0	0	0	0	3
06:30	0	0	2	2	2	0	0	0	0	0	0	0	0	5
06:45	0	1	1	3	2	0	0	0	0	0	0	0	0	7
07:00	0	0	3	3	0	0	0	0	0	0	0	0	0	6
07:15	0	0	2	5	1	1	0	0	0	0	0	0	0	9
07:30	1	0	6	7	1	1	0	0	0	0	0	0	0	15
07:45	1	0	3	2	7	2	0	0	0	0	0	0	0	13
08:00	0	1	2	4	2	0	0	0	0	0	0	0	0	8
08:15	0	1	0	3	2	1	0	0	0	0	0	0	0	7
08:30	0	0	2	3	1	0	0	0	0	0	0	0	0	6
08:45	0	0	1	1	0	0	0	0	0	0	0	0	0	2
09:00	0	0	0	0	1	0	0	0	0	0	0	0	0	1
09:15	0	0	0	0	1	0	0	0	0	0	0	0	0	1
09:30	0	0	2	2	1	0	0	0	0	0	0	0	0	5
09:45	0	0	2	2	3	0	0	0	0	0	0	0	0	7
10:00	2	1	0	0	0	0	0	0	0	0	0	0	0	3
10:15	1	0	0	1	1	0	0	0	0	0	0	0	0	3
10:30	0	0	0	1	0	0	0	0	0	0	0	0	0	1
10:45	0	0	0	3	0	1	0	0	0	0	0	0	0	4
11:00	0	0	2	2	0	1	0	0	0	0	0	0	0	5
11:15	1	0	1	2	0	0	0	0	0	0	0	0	0	4
11:30	0	1	0	3	2	2	0	0	0	0	0	0	0	8
11:45	0	0	0	2	1	1	0	0	0	0	0	0	0	4
12:00 PM	0	2	2	1	1	0	0	0	0	0	0	0	0	10
12:15	0	0	2	2	0	1	0	0	0	0	0	0	0	5
12:30	1	0	0	1	1	0	0	0	0	0	0	0	0	3
12:45	0	1	0	3	0	1	1	0	0	0	0	0	0	6
13:00	0	0	1	3	1	0	0	0	0	0	0	0	0	5
13:15	0	0	1	1	2	2	0	0	0	0	0	0	0	6
13:30	0	0	0	1	1	1	0	0	0	0	0	0	0	3
13:45	0	0	0	4	1	1	0	0	0	0	0	0	0	6
14:00	0	0	5	0	1	1	0	0	0	0	0	0	0	7
14:15	0	0	2	0	0	0	0	0	0	0	0	0	0	2
14:30	0	2	0	1	0	1	0	0	0	0	0	0	0	4
14:45	0	2	1	2	2	0	0	0	0	0	0	0	0	7
15:00	0	0	0	4	3	0	0	0	0	0	0	0	0	7
15:15	1	0	0	2	4	0	0	0	0	0	0	0	0	7
15:30	0	0	0	3	1	0	0	0	0	0	0	0	0	4
15:45	0	0	1	4	0	1	0	0	0	0	0	0	0	6
16:00	0	1	0	0	1	1	0	0	0	0	0	0	0	3
16:15	1	0	1	3	1	1	0	0	0	0	0	0	0	6
16:30	0	0	1	1	2	0	0	0	0	0	0	0	0	4
16:45	0	0	2	3	3	0	0	0	0	0	0	0	0	8
17:00	0	0	1	2	2	0	0	0	0	0	0	0	0	5
17:15	0	2	2	3	1	0	0	0	0	0	0	0	0	8
17:30	0	1	0	1	2	0	0	0	0	0	0	0	0	4
17:45	0	0	0	2	1	0	1	0	0	0	0	0	0	4
18:00	1	1	0	3	3	1	0	0	0	0	0	0	0	9
18:15	0	0	1	1	2	2	0	0	0	0	0	0	0	6
18:30	0	1	2	6	1	0	0	0	0	0	0	0	0	10
18:45	0	2	0	2	1	1	0	0	0	0	0	0	0	6
19:00	1	0	1	1	1	0	0	0	0	0	0	0	0	3
19:15	0	0	1	0	2	0	0	0	0	0	0	0	0	4
19:30	1	1	1	2	1	0	0	0	0	0	0	0	0	6
19:45	0	0	1	1	2	0	0	0	0	0	0	0	0	4
20:00	0	0	0	0	0	0	0	0	0	0	0	0	0	0
20:15	0	1	0	2	0	0	0	0	0	0	0	0	0	3
20:30	0	0	0	2	1	0	0	0	0	0	0	0	0	3
20:45	0	0	0	2	0	0	0	0	0	0	0	0	0	2
21:00	0	0	1	1	1	1	0	0	0	0	0	0	0	4
21:15	0	1	0	2	0	0	0	0	0	0	0	0	0	3
21:30	0	0	0	0	0	0	0	0	0	0	0	0	0	0
21:45	0	0	1	0	0	1	0	0	0	0	0	0	0	2
22:00	0	0	0	1	1	0	0	0	0	0	0	0	0	2
22:15	0	0	0	1	0	0	0	0	0	0	0	0	0	1
22:30	0	0	0	1	0	0	0	0	0	0	0	0	0	1
22:45	0	1	0	0	1	0	0	0	0	0	0	0	0	2
23:00	0	1	0	0	0	0	0	0	0	0	0	0	0	1
23:15	0	0	0	0	0	0	0	0	0	0	0	0	0	0
23:30	0	0	0	0	0	0	0	0	0	0	0	0	0	0
23:45	0	0	0	0	0	0	0	0	0	0	0	0	0	0
<b>Totals</b>	<b>14</b>	<b>26</b>	<b>58</b>	<b>122</b>	<b>95</b>	<b>28</b>	<b>3</b>							<b>347</b>
<b>% of Totals</b>	<b>4%</b>	<b>7%</b>	<b>17%</b>	<b>35%</b>	<b>27%</b>	<b>8%</b>	<b>1%</b>							<b>100%</b>

AM Volumes	7	9	24	49	44	11	1	0	0	0	0	0	0	142
% AM	2%	2%	7%	14%	13%	3%	0%	0%	0%	0%	0%	0%	0%	41%
AM Peak Hour	09:30	11:15	06:30	06:45	07:30	11:30	04:45							07:35
Volume	3	3	81	17	38	5	1							41
PM Volumes	7	20	34	73	51	18	2	0	0	0	0	0	0	200
% PM	2%	6%	10%	21%	15%	5%	1%							59%
PM Peak Hour	18:45	14:00	13:30	15:00	14:45	13:15	12:00							18:00
Volume	3	4	81	13	30	5	1							31
<b>Directional Peak Periods</b>		<b>AM 7-9</b>				<b>NOON 12-2</b>			<b>PM 4-6</b>			<b>Off Peak Volumes</b>		
<b>All Classes</b>		Volume 67				Volume 44			Volume 45			Volume 191		
		19%				13%			13%			55%		

Street Name	Direction	Percentiles					
		15th	50th	Average	85th	95th	ADT
SW 49th St	East Bound	21	27	26	32	35	333
SW 49th St	West Bound	21	28	28	34	38	347

**SPEED**

SW 49th St E/O SW 90th Ave

Day: Wednesday  
Date: 5/17/2023

City: Cooper City  
Project #: FL23\_140259\_045

**Summary**

Time	< 15	15 - 19	20 - 24	25 - 29	30 - 34	35 - 39	40 - 44	45 - 49	50 - 54	55 - 59	60 - 64	65 - 69	70 +	Total
00:00 AM	0	0	0	0	0	0	0	0	0	0	0	0	0	0
00:15	0	0	0	0	0	1	0	1	0	0	0	0	0	2
00:30	1	0	0	0	0	1	0	0	0	0	0	0	0	2
00:45	0	0	0	0	0	0	0	0	0	0	0	0	0	0
01:00	0	0	0	0	0	0	0	0	0	0	0	0	0	0
01:15	0	0	0	0	1	0	0	0	0	0	0	0	0	1
01:30	0	0	0	0	0	0	0	0	0	0	0	0	0	0
01:45	0	1	0	0	0	0	0	0	0	0	0	0	0	1
02:00	0	0	0	0	0	0	0	0	0	0	0	0	0	0
02:15	0	0	0	1	0	0	0	0	0	0	0	0	0	1
02:30	0	0	0	0	0	0	0	0	0	0	0	0	0	0
02:45	0	0	0	0	1	0	0	0	0	0	0	0	0	1
03:00	0	0	1	0	0	0	0	0	0	0	0	0	0	1
03:15	0	0	0	0	0	0	0	0	0	0	0	0	0	0
03:30	0	0	0	0	0	0	0	0	0	0	0	0	0	0
03:45	0	0	0	0	0	0	0	0	0	0	0	0	0	0
04:00	0	0	0	0	0	0	0	0	0	0	0	0	0	0
04:15	0	0	0	0	0	0	0	0	0	0	0	0	0	0
04:30	0	0	0	0	0	0	0	0	0	0	0	0	0	0
04:45	0	0	0	1	0	0	0	0	0	0	0	0	0	1
05:00	0	0	0	0	0	0	0	0	0	0	0	0	0	0
05:15	0	0	0	0	2	0	0	0	0	0	0	0	0	2
05:30	0	0	0	0	1	0	1	0	0	0	0	0	0	2
05:45	0	0	1	1	1	0	0	0	0	0	0	0	0	3
06:00	0	0	1	0	2	0	0	0	0	0	0	0	0	3
06:15	0	1	1	1	1	0	0	0	0	0	0	0	0	4
06:30	0	0	2	2	2	0	0	0	0	0	0	0	0	5
06:45	0	1	1	4	2	0	0	0	0	0	0	0	0	8
07:00	0	0	4	3	0	0	0	0	0	0	0	0	0	7
07:15	0	0	4	7	1	1	0	0	0	0	0	0	0	13
07:30	1	0	0	8	7	1	0	0	0	0	0	0	0	17
07:45	1	1	3	4	10	2	0	0	0	0	0	0	0	19
08:00	1	1	5	3	3	0	0	0	0	0	0	0	0	13
08:15	0	2	2	3	2	1	0	0	0	0	0	0	0	10
08:30	0	1	2	5	1	0	0	0	0	0	0	0	0	9
08:45	0	0	1	1	1	0	0	0	0	0	0	0	0	3
09:00	0	0	3	0	2	0	0	0	0	0	0	0	0	3
09:15	0	0	0	0	2	1	1	0	0	0	0	0	0	4
09:30	0	1	3	3	1	0	0	0	0	0	0	0	0	8
09:45	0	0	2	4	4	0	0	0	0	0	0	0	0	10
10:00	2	2	0	1	0	0	0	0	0	0	0	0	0	5
10:15	1	0	0	4	1	0	0	0	0	0	0	0	0	6
10:30	0	1	0	4	0	0	0	0	0	0	0	0	0	5
10:45	0	0	0	3	2	1	0	0	0	0	0	0	0	6
11:00	0	1	2	2	1	2	0	0	0	0	0	0	0	8
11:15	1	0	2	3	0	0	0	0	0	0	0	0	0	6
11:30	0	1	6	4	3	2	0	0	0	0	0	0	0	16
11:45	0	1	3	4	5	1	0	0	0	0	0	0	0	12
12:00 PM	0	2	3	2	1	1	0	0	0	0	0	0	0	10
12:15	0	2	3	3	0	2	0	0	0	0	0	0	0	10
12:30	1	1	0	5	1	0	0	0	0	0	0	0	0	8
12:45	0	1	0	5	2	1	1	0	0	0	0	0	0	10
13:00	0	0	3	6	2	0	0	0	0	0	0	0	0	11
13:15	0	0	2	2	7	2	0	0	0	0	0	0	0	13
13:30	0	0	3	4	2	1	0	0	0	0	0	0	0	8
13:45	0	0	2	6	2	2	0	0	0	0	0	0	0	12
14:00	1	0	7	6	1	1	0	0	0	0	0	0	0	16
14:15	0	0	3	0	0	0	0	0	0	0	0	0	0	3
14:30	0	2	1	2	1	1	0	0	0	0	0	0	0	7
14:45	1	3	4	4	2	0	0	0	0	0	0	0	0	14
15:00	0	0	0	3	7	5	0	0	0	0	0	0	0	15
15:15	1	0	1	5	5	1	0	0	0	0	0	0	0	13
15:30	0	0	1	5	1	1	0	0	0	0	0	0	0	8
15:45	0	0	2	7	1	1	0	0	0	0	0	0	0	11
16:00	1	2	1	3	3	1	0	0	0	0	0	0	0	11
16:15	1	0	1	6	1	2	0	0	0	0	0	0	0	16
16:30	0	0	4	3	2	0	0	0	0	0	0	0	0	9
16:45	1	1	4	6	9	0	0	0	0	0	0	0	0	21
17:00	0	0	3	5	3	0	0	0	0	0	0	0	0	11
17:15	1	2	5	6	5	0	0	0	0	0	0	0	0	19
17:30	0	3	2	8	3	0	0	0	0	0	0	0	0	16
17:45	0	0	4	5	2	0	1	0	0	0	0	0	0	12
18:00	1	3	0	5	4	1	0	0	0	0	0	0	0	14
18:15	0	1	4	3	2	3	0	0	0	0	0	0	0	13
18:30	0	1	5	9	3	0	1	0	0	0	0	0	0	19
18:45	0	2	2	3	2	1	0	0	0	0	0	0	0	10
19:00	1	0	4	4	0	0	0	0	0	0	0	0	0	8
19:15	1	1	2	4	6	0	0	0	0	0	0	0	0	14
19:30	1	1	4	2	3	0	0	0	0	0	0	0	0	11
19:45	0	0	2	4	3	0	0	0	0	0	0	0	0	9
20:00	0	2	0	2	0	0	0	0	0	0	0	0	0	4
20:15	1	2	1	6	1	0	0	0	0	0	0	0	0	11
20:30	0	1	3	16	16	16	13	17	8	0	0	0	0	12
20:45	0	0	2	5	3	0	0	0	0	0	0	0	0	10
21:00	0	1	2	2	2	1	0	0	0	0	0	0	0	8
21:15	0	3	1	3	0	0	0	0	0	0	0	0	0	7
21:30	1	0	1	1	1	0	0	0	0	0	0	0	0	4
21:45	0	0	3	1	2	1	0	0	0	0	0	0	0	6
22:00	0	0	0	2	2	1	0	0	0	0	0	0	0	5
22:15	0	0	0	2	0	0	0	0	0	0	0	0	0	2
22:30	0	1	1	1	0	0	0	0	0	0	0	0	0	3
22:45	0	1	1	0	2	0	0	0	0	0	0	0	0	4
23:00	0	1	0	0	1	0	0	0	0	0	0	0	0	2
23:15	0	1	3	1	0	0	0	0	0	0	0	0	0	3
23:30	0	0	0	1	0	0	0	0	0	0	0	0	0	1
23:45	0	0	0	0	0	1	0	0	0	0	0	0	0	1
<b>Totals</b>	<b>22</b>	<b>56</b>	<b>142</b>	<b>250</b>	<b>167</b>	<b>38</b>	<b>5</b>							<b>680</b>
<b>% of Totals</b>	<b>3%</b>	<b>8%</b>	<b>21%</b>	<b>37%</b>	<b>25%</b>	<b>6%</b>	<b>1%</b>							<b>100%</b>

AM Volumes		PM Volumes		NOON 12-2		PM 4-6		Off Peak Volumes	
Volume	%	Volume	%	Volume	%	Volume	%	Volume	%
8	1%	13	2%	42	6%	79	12%	60	9%
15	2%	24	4%	75	11%	127	19%	102	15%
31	5%	61	9%	184	27%	281	41%	223	33%
61	9%	121	18%	363	53%	544	80%	433	64%
121	18%	241	35%	726	107%	1088	160%	866	127%
241	35%	481	71%	1452	214%	2176	320%	1732	255%
481	71%	961	141%	2904	428%	4352	640%	3464	510%
961	141%	1921	282%	5808	856%	8704	1280%	7008	1020%
1921	282%	3841	564%	11616	1712%	17408	2560%	14016	2040%
3841	564%	7681	1128%	23232	3424%	34816	5120%	28032	4080%
7681	1128%	15361	2256%	46464	6848%	69632	10240%	56064	8160%
15361	2256%	30721	4512%	92928	13696%	139264	20480%	112128	16320%
30721	4512%	61441	9024%	185856	27392%	278528	40960%	224256	32640%
61441	9024%	122881	18048%	371712	54784%	557056	81920%	448512	65280%
122881	18048%	245761	36096%	743424	109568%	1114112	163840%	897024	130560%
245761	36096%	491521	72192%	1486848	219136%	2228224	327680%	1794048	261120%
491521	72192%	983041	144384%	2973696	438272%	4456448	655360%	3588096	522240%
983041	144384%	1966081	288768%	5947392					

# SPEED

SW 49th St E/O SW 90th Ave

Day: Wednesday

Date: 5/17/2023

City: Cooper City

Project #: FL23\_140259\_045e

## East Bound

Time	< 15	15 - 19	20 - 24	25 - 29	30 - 34	35 - 39	40 - 44	45 - 49	50 - 54	55 - 59	60 - 64	65 - 69	70 +	Total
00:00 AM	0	0	0	0	2	0	1	0	0	0	0	0	0	3
01:00	0	1	0	0	0	0	0	0	0	0	0	0	0	1
02:00	0	0	0	1	0	0	0	0	0	0	0	0	0	1
03:00	0	0	1	0	0	0	0	0	0	0	0	0	0	1
04:00	0	0	0	0	0	0	0	0	0	0	0	0	0	0
05:00	0	0	0	1	0	0	0	0	0	0	0	0	0	1
06:00	0	0	1	1	0	0	0	0	0	0	0	0	0	2
07:00	0	1	3	6	3	0	0	0	0	0	0	0	0	13
08:00	1	2	3	3	2	0	0	0	0	0	0	0	0	11
09:00	0	1	2	5	3	0	0	0	0	0	0	0	0	11
10:00	0	2	0	9	0	0	0	0	0	0	0	0	0	11
11:00	0	2	8	4	6	1	0	0	0	0	0	0	0	21
12:00 PM	0	3	1	7	2	1	0	0	0	0	0	0	0	14
13:00	0	0	5	10	8	1	0	0	0	0	0	0	0	24
14:00	2	1	7	9	1	0	0	0	0	0	0	0	0	20
15:00	0	0	4	11	4	2	0	0	0	0	0	0	0	21
16:00	2	2	6	11	11	1	0	0	0	0	0	0	0	33
17:00	1	2	11	16	7	0	0	0	0	0	0	0	0	37
18:00	0	3	8	8	4	1	1	0	0	0	0	0	0	25
19:00	0	1	8	9	7	0	0	0	0	0	0	0	0	25
20:00	1	4	10	9	5	0	0	0	0	0	0	0	0	29
21:00	1	3	3	5	4	0	0	0	0	0	0	0	0	16
22:00	0	1	2	2	2	1	0	0	0	0	0	0	0	8
23:00	0	1	1	1	1	1	0	0	0	0	0	0	0	5
<b>Totals</b>	<b>8</b>	<b>30</b>	<b>84</b>	<b>128</b>	<b>72</b>	<b>9</b>	<b>2</b>							<b>333</b>
<b>% of Totals</b>	<b>2%</b>	<b>9%</b>	<b>25%</b>	<b>38%</b>	<b>22%</b>	<b>3%</b>	<b>1%</b>							<b>100%</b>

<b>AM Volumes</b>	1	9	18	30	16	1	1	0	0	0	0	0	0	76
<b>% AM</b>	0%	3%	5%	9%	5%	0%	0%							23%
<b>AM Peak Hour</b>	08:00	08:00	11:00	10:00	11:00	11:00								11:00
<b>Volume</b>	1	2	8	9	6	1	1							21
<b>PM Volumes</b>	7	21	66	98	56	8	1	0	0	0	0	0	0	257
<b>% PM</b>	2%	6%	20%	29%	17%	2%	0%							77%
<b>PM Peak Hour</b>	14:00	20:00	17:00	17:00	16:00	15:00	18:00							17:00
<b>Volume</b>	2	4	11	16	11	2	1							37

Directional Peak Periods All Speeds	AM 7-9		NOON 12-2		PM 4-6		Off Peak Volumes	
	Volume	%	Volume	%	Volume	%	Volume	%
	24	↔ 7%	38	↔ 11%	70	↔ 21%	201	↔ 60%

Street Name	Direction	Percentiles					ADT
		15th	50th	Average	85th	95th	
SW 49th St	East Bound	21	27	26	32	35	333
SW 49th St	West Bound	21	28	28	34	38	347

# SPEED

SW 49th St E/O SW 90th Ave

Day: Wednesday

Date: 5/17/2023

City: Cooper City

Project #: FL23\_140259\_045w

## West Bound

Time	< 15	15 - 19	20 - 24	25 - 29	30 - 34	35 - 39	40 - 44	45 - 49	50 - 54	55 - 59	60 - 64	65 - 69	70 +	Total
00:00 AM	1	0	0	0	0	0	0	0	0	0	0	0	0	1
01:00	0	0	0	0	0	1	0	0	0	0	0	0	0	1
02:00	0	0	0	0	0	1	0	0	0	0	0	0	0	1
03:00	0	0	0	0	0	0	0	0	0	0	0	0	0	0
04:00	0	0	0	1	0	0	0	0	0	0	0	0	0	1
05:00	0	0	1	0	4	0	1	0	0	0	0	0	0	6
06:00	0	2	4	6	6	0	0	0	0	0	0	0	0	18
07:00	2	0	6	16	15	4	0	0	0	0	0	0	0	43
08:00	0	2	5	11	5	1	0	0	0	0	0	0	0	24
09:00	0	0	2	4	7	2	0	0	0	0	0	0	0	15
10:00	3	1	3	2	2	0	0	0	0	0	0	0	0	11
11:00	1	1	3	9	3	4	0	0	0	0	0	0	0	21
12:00 PM	1	3	4	7	5	3	1	0	0	0	0	0	0	24
13:00	0	0	3	8	5	4	0	0	0	0	0	0	0	20
14:00	0	4	8	3	3	2	0	0	0	0	0	0	0	20
15:00	1	0	1	13	8	1	0	0	0	0	0	0	0	24
16:00	1	1	4	7	9	2	0	0	0	0	0	0	0	24
17:00	0	3	3	8	6	0	1	0	0	0	0	0	0	21
18:00	1	4	3	12	7	4	0	0	0	0	0	0	0	31
19:00	3	1	4	4	5	0	0	0	0	0	0	0	0	17
20:00	0	1	2	5	0	0	0	0	0	0	0	0	0	8
21:00	0	1	2	3	1	2	0	0	0	0	0	0	0	9
22:00	0	1	0	3	2	0	0	0	0	0	0	0	0	6
23:00	0	1	0	0	0	0	0	0	0	0	0	0	0	1
<b>Totals</b>	<b>14</b>	<b>26</b>	<b>58</b>	<b>122</b>	<b>95</b>	<b>29</b>	<b>3</b>							<b>347</b>
<b>% of Totals</b>	<b>4%</b>	<b>7%</b>	<b>17%</b>	<b>35%</b>	<b>27%</b>	<b>8%</b>	<b>1%</b>							<b>100%</b>

<b>AM Volumes</b>	7	6	24	49	44	11	1	0	0	0	0	0	0	142
<b>% AM</b>	2%	2%	7%	14%	13%	3%	0%							41%
<b>AM Peak Hour</b>	10:00	06:00	07:00	07:00	07:00	07:00	05:00							07:00
<b>Volume</b>	3	2	6	16	15	4	1							43
<b>PM Volumes</b>	7	20	34	73	51	18	2	0	0	0	0	0	0	205
<b>% PM</b>	2%	6%	10%	21%	15%	5%	1%							59%
<b>PM Peak Hour</b>	19:00	14:00	14:00	15:00	16:00	13:00	12:00							18:00
<b>Volume</b>	3	4	8	13	9	4	1							31

Directional Peak Periods All Speeds	AM 7-9		NOON 12-2		PM 4-6		Off Peak Volumes	
	Volume	%	Volume	%	Volume	%	Volume	%
	67	↔ 19%	44	↔ 13%	45	↔ 13%	191	↔ 55%

Street Name	Direction	Percentiles					ADT
		15th	50th	Average	85th	95th	
SW 49th St	East Bound	21	27	26	32	35	333
SW 49th St	West Bound	21	28	28	34	38	347



# SPEED

SW 49th St E/O SW 90th Ave

Day: Wednesday

Date: 5/17/2023

City: Cooper City

Project #: FL23\_140259\_045

## Summary

Time	< 15	15 - 19	20 - 24	25 - 29	30 - 34	35 - 39	40 - 44	45 - 49	50 - 54	55 - 59	60 - 64	65 - 69	70 +	Total
00:00 AM	1	0	0	0	2	0	1	0	0	0	0	0	0	4
01:00	0	1	0	0	1	0	0	0	0	0	0	0	0	2
02:00	0	0	0	1	1	0	0	0	0	0	0	0	0	2
03:00	0	0	1	0	0	0	0	0	0	0	0	0	0	1
04:00	0	0	0	1	0	0	0	0	0	0	0	0	0	1
05:00	0	0	1	1	4	0	1	0	0	0	0	0	0	7
06:00	0	2	5	7	6	0	0	0	0	0	0	0	0	20
07:00	2	1	9	22	18	4	0	0	0	0	0	0	0	56
08:00	1	4	8	14	7	1	0	0	0	0	0	0	0	35
09:00	0	1	4	9	10	2	0	0	0	0	0	0	0	26
10:00	3	3	3	11	2	0	0	0	0	0	0	0	0	22
11:00	1	3	11	13	9	5	0	0	0	0	0	0	0	42
12:00 PM	1	6	5	14	7	4	1	0	0	0	0	0	0	38
13:00	0	0	8	18	13	5	0	0	0	0	0	0	0	44
14:00	2	5	15	12	4	2	0	0	0	0	0	0	0	40
15:00	1	0	5	24	12	3	0	0	0	0	0	0	0	45
16:00	3	3	10	18	20	3	0	0	0	0	0	0	0	57
17:00	1	5	14	24	13	0	1	0	0	0	0	0	0	58
18:00	1	7	11	20	11	5	1	0	0	0	0	0	0	56
19:00	3	2	12	13	12	0	0	0	0	0	0	0	0	42
20:00	1	5	12	14	5	0	0	0	0	0	0	0	0	37
21:00	1	4	5	8	5	2	0	0	0	0	0	0	0	25
22:00	0	2	2	5	4	1	0	0	0	0	0	0	0	14
23:00	0	2	1	1	1	1	0	0	0	0	0	0	0	6
<b>Totals</b>	<b>22</b>	<b>56</b>	<b>142</b>	<b>250</b>	<b>167</b>	<b>38</b>	<b>5</b>							<b>680</b>
<b>% of Totals</b>	<b>3%</b>	<b>8%</b>	<b>21%</b>	<b>37%</b>	<b>25%</b>	<b>6%</b>	<b>1%</b>							<b>100%</b>

<b>AM Volumes</b>	8	15	42	79	60	12	2	0	0	0	0	0	0	218
<b>% AM</b>	1%	2%	6%	12%	9%	2%	0%							32%
<b>AM Peak Hour</b>	10:00	08:00	11:00	07:00	07:00	11:00								07:00
<b>Volume</b>	3	4	11	22	18	5	1							56
<b>PM Volumes</b>	14	41	100	171	107	26	3	0	0	0	0	0	0	462
<b>% PM</b>	2%	6%	15%	25%	16%	4%	0%							68%
<b>PM Peak Hour</b>	16:00	18:00	14:00	15:00	16:00	13:00	12:00							17:00
<b>Volume</b>	3	7	15	24	20	5	1							58

Directional Peak Periods All Speeds	AM 7-9		NOON 12-2		PM 4-6		Off Peak Volumes	
	Volume	%	Volume	%	Volume	%	Volume	%
	91	↔ 13%	82	↔ 12%	115	↔ 17%	392	↔ 58%

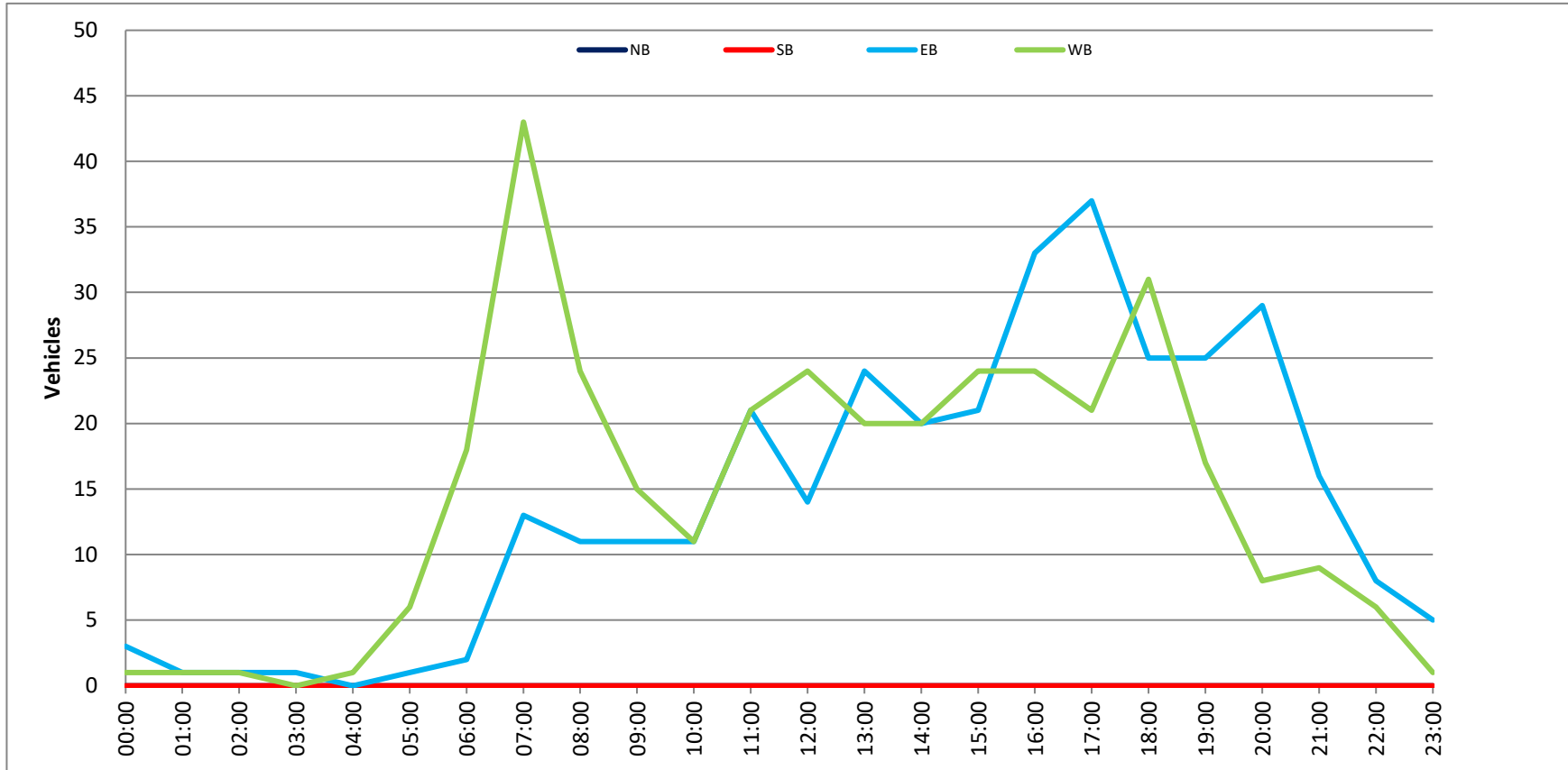
Street Name	Direction	Percentiles					ADT
		15th	50th	Average	85th	95th	
SW 49th St	Summary	21	27	27	33	36	680

SW 49th St E/O SW 90th Ave

Day: Wednesday  
 Date: 5/17/2023

City: Cooper City  
 Project #: FL23\_140259\_045

DAILY TOTALS										NB		SB		EB		WB		TOTAL		
AM Period	NB	SB	EB	WB	TOTAL	PMI Period	NB	SB	EB	WB	TOTAL	SPLIT %	EB	WB	TOTAL	SPLIT %	EB	WB	TOTAL	
										0	0	333	347			680				
00:00	0	0	0	0	0	12:00	0	0	0	0	10				10				10	
00:15	0	0	2	0	2	12:15	0	0	5	5	5				10				10	
00:30	0	0	1	1	2	12:30	0	0	5	3	8				8				8	
00:45	0	0	0	3	4	12:45	0	0	4	14	10				10				38	
01:00	0	0	0	0	0	13:00	0	0	6	6	5				11				11	
01:15	0	0	0	0	1	13:15	0	0	7	7	6				13				13	
01:30	0	0	0	0	0	13:30	0	0	5	3	8				8				8	
01:45	0	0	1	0	2	13:45	0	0	6	24	20				12				44	
02:00	0	0	0	0	0	14:00	0	0	9	9	7				16				16	
02:15	0	0	1	0	1	14:15	0	0	1	2	3				3				3	
02:30	0	0	0	0	0	14:30	0	0	3	4	7				7				7	
02:45	0	0	0	1	2	14:45	0	0	7	20	20				14				40	
03:00	0	0	1	0	1	15:00	0	0	6	7	13				13				13	
03:15	0	0	0	0	0	15:15	0	0	6	7	13				13				13	
03:30	0	0	0	0	0	15:30	0	0	4	4	8				8				8	
03:45	0	0	0	1	1	15:45	0	0	5	21	24				11				45	
04:00	0	0	0	0	0	16:00	0	0	8	3	11				11				11	
04:15	0	0	0	0	0	16:15	0	0	7	9	16				16				16	
04:30	0	0	0	0	0	16:30	0	0	5	4	9				9				9	
04:45	0	0	0	1	1	16:45	0	0	13	33	24				21				57	
05:00	0	0	0	0	0	17:00	0	0	6	5	11				11				11	
05:15	0	0	0	0	2	17:15	0	0	11	8	19				19				19	
05:30	0	0	0	2	2	17:30	0	0	12	4	16				16				16	
05:45	0	0	1	2	7	17:45	0	0	8	37	4				12				58	
06:00	0	0	0	3	3	18:00	0	0	5	9	14				14				14	
06:15	0	0	1	3	4	18:15	0	0	7	6	13				13				13	
06:30	0	0	0	5	5	18:30	0	0	9	10	19				19				19	
06:45	0	0	1	7	20	18:45	0	0	4	25	31				10				56	
07:00	0	0	1	6	7	19:00	0	0	5	4	8				8				8	
07:15	0	0	4	9	13	19:15	0	0	10	4	14				14				14	
07:30	0	0	2	15	17	19:30	0	0	5	6	11				11				11	
07:45	0	0	6	13	43	19:45	0	0	5	25	4				9				42	
08:00	0	0	4	9	13	20:00	0	0	4	0	4				4				4	
08:15	0	0	3	7	10	20:15	0	0	8	3	11				11				11	
08:30	0	0	3	6	9	20:30	0	0	9	3	12				12				12	
08:45	0	0	1	2	3	20:45	0	0	8	2	10				10				10	
09:00	0	0	2	1	3	21:00	0	0	4	4	8				8				8	
09:15	0	0	2	2	4	21:15	0	0	4	3	7				7				7	
09:30	0	0	4	5	9	21:30	0	0	4	0	4				4				4	
09:45	0	0	7	7	26	21:45	0	0	4	16	2				9				25	
10:00	0	0	3	3	5	22:00	0	0	3	2	5				5				5	
10:15	0	0	3	3	6	22:15	0	0	1	1	2				2				2	
10:30	0	0	4	1	5	22:30	0	0	2	1	3				3				3	
10:45	0	0	2	4	22	22:45	0	0	2	8	4				4				14	
11:00	0	0	3	5	8	23:00	0	0	1	1	2				2				2	
11:15	0	0	2	4	6	23:15	0	0	2	0	2				2				2	
11:30	0	0	8	8	16	23:30	0	0	1	0	1				1				1	
11:45	0	0	21	4	42	23:45	0	0	5	0	1				1				6	
<b>TOTALS</b>			76	142	218	<b>TOTALS</b>			257	205	462									
<b>SPLIT %</b>			34.9%	65.1%	32.1%	<b>SPLIT %</b>			55.6%	44.4%	67.9%									
<b>DAILY TOTALS</b>										NB		SB		EB		WB		<b>Total</b>		
										0	0	333	347			680				
AM Peak Hour	11:00				07:15	07:15	PMI Peak Hour	16:45				18:00	16:45							
AM Pk Volume	21				46	62	PMI Pk Volume	42				31	67							
Pk Hr Factor	0.656				0.767	0.816	Pk Hr Factor	0.808				0.775	0.798							
7 - 9 Volume	0	0	0	24	67	91	4 - 6 Volume	0	0	0	70	45	115							
7 - 9 Peak Hour	0	0	0	07:15	07:15	07:15	4 - 6 Peak Hour	0	0	0	16:45	16:15	16:45							
7 - 9 Pk Volume	0	0	0	16	46	62	4 - 6 Pk Volume	0	0	0	42	26	67							
Pk Hr Factor	0.699	0.690	0.667	0.667	0.767	0.816	Pk Hr Factor	0.690	0.690	0.690	0.808	0.722	0.798							



Time	< 15	15 - 19	20 - 24	25 - 29	30 - 34	35 - 39	40 - 44	45 - 49	50 - 54	55 - 59	60 - 64	65 - 69	70 +	Total
00:00 AM	0	0	0	0	0	0	0	0	0	0	0	0	0	0
00:15	0	0	0	0	0	0	0	0	0	0	0	0	0	0
00:30	0	0	0	0	0	0	0	0	0	0	0	0	0	0
00:45	0	0	1	1	0	0	0	0	0	0	0	0	0	2
01:00	0	0	0	0	0	0	0	0	0	0	0	0	0	0
01:15	0	0	0	0	0	0	0	0	0	0	0	0	0	0
01:30	0	0	0	0	0	0	0	0	0	0	0	0	0	0
01:45	0	0	0	0	1	0	0	0	0	0	0	0	0	1
02:00	1	0	0	0	0	0	0	0	0	0	0	0	0	1
02:15	0	0	0	1	0	0	0	0	0	0	0	0	0	1
02:30	0	0	0	0	0	0	0	0	0	0	0	0	0	0
02:45	0	0	1	0	0	0	0	0	0	0	0	0	0	1
03:00	0	0	0	0	0	0	0	0	0	0	0	0	0	0
03:15	0	0	0	0	0	0	0	0	0	0	0	0	0	0
03:30	0	0	0	0	0	0	0	0	0	0	0	0	0	0
03:45	0	0	0	0	0	0	0	0	0	0	0	0	0	0
04:00	0	0	0	1	0	0	0	0	0	0	0	0	0	1
04:15	0	0	0	0	0	0	0	0	0	0	0	0	0	0
04:30	0	0	0	0	0	0	0	0	0	0	0	0	0	0
04:45	0	0	0	0	0	0	0	0	0	0	0	0	0	0
05:00	0	0	0	0	0	0	0	0	0	0	0	0	0	0
05:15	0	0	3	1	0	0	0	0	0	0	0	0	0	4
05:30	0	0	1	0	0	0	0	0	0	0	0	0	0	1
05:45	0	0	1	0	1	0	0	0	0	0	0	0	0	2
06:00	0	0	0	0	0	0	0	0	0	0	0	0	0	0
06:15	0	0	1	1	0	0	0	0	0	0	0	0	0	2
06:30	0	1	0	0	2	0	0	0	0	0	0	0	0	3
06:45	0	0	0	0	0	0	0	0	0	0	0	0	0	0
07:00	0	1	1	2	2	0	0	0	0	0	0	0	0	6
07:15	0	0	0	0	1	0	0	0	0	0	0	0	0	1
07:30	0	0	1	2	3	0	0	0	0	0	0	0	0	6
07:45	0	2	0	1	2	0	0	0	0	0	0	0	0	5
08:00	0	0	1	1	0	0	0	0	0	0	0	0	0	2
08:15	0	0	3	0	0	0	0	0	0	0	0	0	0	3
08:30	1	2	1	2	0	0	0	0	0	0	0	0	0	6
08:45	0	0	2	1	1	0	0	0	0	0	0	0	0	4
09:00	0	1	1	1	0	0	0	0	0	0	0	0	0	3
09:15	0	0	3	1	0	0	0	0	0	0	0	0	0	4
09:30	0	0	1	1	1	0	0	0	0	0	0	0	0	4
09:45	1	0	0	0	0	0	0	0	0	0	0	0	0	1
10:00	0	0	0	3	1	0	0	0	0	0	0	0	0	4
10:15	1	1	1	0	2	0	0	0	0	0	0	0	0	5
10:30	0	0	1	2	1	0	0	0	0	0	0	0	0	4
10:45	1	0	0	1	2	0	0	0	0	0	0	0	0	4
11:00	0	0	0	1	1	0	0	0	0	0	0	0	0	2
11:15	0	0	0	3	0	0	0	0	0	0	0	0	0	3
11:30	0	0	3	4	0	0	0	0	0	0	0	0	0	7
11:45	0	1	0	1	0	0	0	0	0	0	0	0	0	2
12:00 PM	1	0	0	1	3	0	1	0	0	0	0	0	0	6
12:15	0	1	2	1	1	0	0	0	0	0	0	0	0	5
12:30	0	0	2	2	1	1	0	0	0	0	0	0	0	6
12:45	0	0	1	0	0	0	0	0	0	0	0	0	0	1
13:00	0	0	2	2	4	0	0	0	0	0	0	0	0	8
13:15	0	0	2	3	2	0	0	0	0	0	0	0	0	7
13:30	1	0	4	0	4	2	0	0	0	0	0	0	0	7
13:45	1	0	0	3	1	0	0	0	0	0	0	0	0	5
14:00	0	1	3	3	0	0	0	0	0	0	0	0	0	7
14:15	2	3	1	1	0	0	0	0	0	0	0	0	0	7
14:30	0	0	2	2	0	0	0	0	0	0	0	0	0	4
14:45	0	0	0	2	2	0	0	0	0	0	0	0	0	4
15:00	0	0	0	2	2	0	0	0	0	0	0	0	0	5
15:15	1	1	2	0	2	0	1	0	0	0	0	0	0	7
15:30	0	3	4	3	1	0	0	0	0	0	0	0	0	11
15:45	0	0	2	3	0	0	0	0	0	0	0	0	0	5
16:00	1	0	2	2	2	0	0	0	0	0	0	0	0	7
16:15	0	0	0	1	5	2	1	0	0	0	0	0	0	9
16:30	0	0	5	4	2	0	0	0	0	0	0	0	0	11
16:45	0	1	2	2	1	0	0	0	0	0	0	0	0	6
17:00	0	0	3	3	1	0	0	0	0	0	0	0	0	7
17:15	0	0	1	10	4	0	0	0	0	0	0	0	0	15
17:30	0	0	2	2	2	0	1	0	0	0	0	0	0	7
17:45	0	1	1	3	3	0	0	0	0	0	0	0	0	8
18:00	0	0	3	3	2	0	0	0	0	0	0	0	0	8
18:15	1	1	1	1	3	0	0	0	0	0	0	0	0	7
18:30	0	0	4	1	1	2	0	0	0	0	0	0	0	8
18:45	0	0	2	2	2	0	0	0	0	0	0	0	0	6
19:00	0	0	1	3	1	2	0	0	0	0	0	0	0	7
19:15	0	0	1	1	0	0	0	0	0	0	0	0	0	2
19:30	0	0	3	5	1	0	0	0	0	0	0	0	0	9
19:45	0	0	5	1	2	0	0	0	0	0	0	0	0	8
20:00	0	0	0	3	1	0	0	0	0	0	0	0	0	4
20:15	0	1	4	0	3	0	0	0	0	0	0	0	0	8
20:30	0	4	1	3	1	1	0	0	0	0	0	0	0	9
20:45	0	0	0	2	0	0	0	0	0	0	0	0	0	2
21:00	0	0	0	1	0	0	0	0	0	0	0	0	0	1
21:15	0	0	2	1	2	0	0	0	0	0	0	0	0	5
21:30	0	1	3	1	2	0	0	0	0	0	0	0	0	7
21:45	0	0	1	2	1	0	0	0	0	0	0	0	0	4
22:00	0	0	1	2	0	0	0	0	0	0	0	0	0	3
22:15	0	0	0	1	0	0	0	0	0	0	0	0	0	1
22:30	0	0	0	1	0	0	0	0	0	0	0	0	0	1
22:45	0	0	0	0	1	0	0	0	0	0	0	0	0	1
23:00	0	0	1	0	0	0	0	0	0	0	0	0	0	1
23:15	0	0	0	0	0	0	0	0	0	0	0	0	0	0
23:30	0	0	1	2	0	0	0	0	0	0	0	0	0	3
23:45	0	0	1	0	0	1	0	0	0	0	0	0	0	2
<b>Totals</b>	<b>14</b>	<b>25</b>	<b>107</b>	<b>124</b>	<b>79</b>	<b>8</b>	<b>3</b>	<b>0</b>	<b>0</b>	<b>0</b>	<b>0</b>	<b>0</b>	<b>0</b>	<b>360</b>
% of Totals	4%	7%	30%	34%	22%	2%	1%							100%

Directional Peak Periods	AM 7-9	NOON 12-2	PM 4-6	Off Peak Volumes
All Classes	Volume 33 9%	Volume 45 13%	Volume 70 19%	Volume 212 59%

Street Name	Direction	15th	50th	Average	85th	95th	ADT
SW 49th St	East Bound	21	26	26	32	35	360
SW 49th St	West Bound	21	27	27	33	37	385

Time	< 15	15 - 19	20 - 24	25 - 29	30 - 34	35 - 39	40 - 44	45 - 49	50 - 54	55 - 59	60 - 64	65 - 69	70 +	Total
00:00 AM	0	0	0	0	0	0	0	0	0	0	0	0	0	0
00:15	0	0	0	0	0	0	0	0	0	0	0	0	0	0
00:30	0	0	0	0	0	0	0	0	0	0	0	0	0	0
00:45	0	0	0	0	0	0	0	0	0	0	0	0	0	0
01:00	0	0	0	0	0	0	0	0	0	0	0	0	0	0
01:15	0	0	0	1	0	0	0	0	0	0	0	0	0	1
01:30	0	0	0	0	0	0	0	0	0	0	0	0	0	0
01:45	0	0	0	0	1	0	0	0	0	0	0	0	0	1
02:00	0	0	0	0	0	0	0	0	0	0	0	0	0	0
02:15	0	0	0	0	0	0	0	0	0	0	0	0	0	0
02:30	0	0	0	0	0	0	0	0	0	0	0	0	0	0
02:45	0	0	0	0	0	0	0	0	0	0	0	0	0	0
03:00	0	0	0	0	0	0	0	0	0	0	0	0	0	0
03:15	0	0	0	0	0	0	0	0	0	0	0	0	0	0
03:30	0	0	0	0	0	0	0	0	0	0	0	0	0	0
03:45	0	0	0	0	0	0	0	0	0	0	0	0	0	0
04:00	0	0	0	0	0	0	0	0	0	0	0	0	0	0
04:15	0	0	1	0	1	0	0	0	0	0	0	0	0	2
04:30	0	0	0	0	0	1	0	0	0	0	0	0	0	1
04:45	0	0	0	0	1	0	0	0	0	0	0	0	0	1
05:00	0	0	0	0	1	1	0	0	0	0	0	0	0	2
05:15	0	1	0	0	1	0	0	0	0	0	0	0	0	2
05:30	0	0	1	0	0	1	1	0	0	0	0	0	0	3
05:45	0	0	1	0	2	0	0	0	0	0	0	0	0	3
06:00	0	0	3	0	1	0	0	0	0	0	0	0	0	4
06:15	0	0	1	2	1	1	0	0	0	0	0	0	0	5
06:30	0	0	1	1	3	2	0	0	0	0	0	0	0	7
06:45	1	0	1	3	1	0	0	0	0	0	0	0	0	6
07:00	0	1	2	5	1	2	0	0	0	0	0	0	0	11
07:15	0	0	1	2	2	0	0	0	0	0	0	0	0	5
07:30	0	2	3	1	8	0	1	0	0	0	0	0	0	15
07:45	0	0	0	1	3	0	0	0	0	0	0	0	0	4
08:00	0	1	1	5	3	1	0	0	0	0	0	0	0	11
08:15	0	1	1	4	2	0	0	0	0	0	0	0	0	8
08:30	0	0	4	3	1	0	0	0	0	0	0	0	0	8
08:45	0	0	2	1	1	0	0	0	0	0	0	0	0	4
09:00	0	1	2	1	0	1	0	0	0	0	0	0	0	5
09:15	0	1	3	1	4	0	0	0	0	0	0	0	0	7
09:30	0	0	3	4	1	1	0	0	0	0	0	0	0	9
09:45	0	0	2	1	2	0	1	0	0	0	0	0	0	6
10:00	0	0	0	0	2	0	0	0	0	0	0	0	0	2
10:15	1	0	2	1	1	0	0	0	0	0	0	0	0	5
10:30	0	0	0	1	2	0	1	0	0	0	0	0	0	4
10:45	0	1	2	1	2	0	0	0	0	0	0	0	0	6
11:00	0	0	0	1	1	0	0	0	0	0	0	0	0	2
11:15	0	1	0	3	0	0	0	0	0	0	0	0	0	4
11:30	0	0	0	3	1	0	0	0	0	0	0	0	0	4
11:45	1	2	1	3	1	1	0	0	0	0	0	0	0	9
12:00 PM	0	0	1	1	2	1	0	0	0	0	0	0	0	4
12:15	0	0	1	1	0	1	0	0	0	0	0	0	0	3
12:30	0	0	1	2	0	0	0	0	0	0	0	0	0	3
12:45	0	0	1	0	1	0	0	0	0	0	0	0	0	2
13:00	0	0	1	1	0	0	0	0	0	0	0	0	0	2
13:15	0	0	2	1	2	1	1	0	0	0	0	0	0	7
13:30	0	2	2	1	2	1	1	0	0	0	0	0	0	7
13:45	0	1	3	3	8	0	0	0	0	0	0	0	0	13
14:00	1	0	1	1	1	0	0	0	0	0	0	0	0	4
14:15	1	2	1	1	1	0	0	0	0	0	0	0	0	6
14:30	1	1	3	0	0	0	0	0	0	0	0	0	0	5
14:45	0	0	0	0	4	1	0	0	0	0	0	0	0	5
15:00	0	0	0	3	1	1	0	0	0	0	0	0	0	6
15:15	1	0	0	1	0	0	0	0	0	0	0	0	0	2
15:30	1	0	4	2	3	1	0	0	0	0	0	0	0	11
15:45	1	0	2	3	0	1	0	0	0	0	0	0	0	7
16:00	1	1	2	3	1	1	1	0	0	0	0	0	0	10
16:15	0	0	4	6	0	0	0	0	0	0	0	0	0	10
16:30	0	0	1	2	1	0	0	0	0	0	0	0	0	4
16:45	0	0	4	2	0	1	0	0	0	0	0	0	0	7
17:00	0	0	1	0	1	0	0	0	0	0	0	0	0	2
17:15	0	0	1	2	3	0	0	0	0	0	0	0	0	6
17:30	0	0	2	2	3	0	0	0	0	0	0	0	0	7
17:45	0	1	4	4	3	0	0	0	0	0	0	0	0	12
18:00	0	0	0	1	0	0	1	0	0	0	0	0	0	2
18:15	0	2	2	5	2	0	0	0	0	0	0	0	0	11
18:30	0	1	1	1	2	1	0	0	0	0	0	0	0	6
18:45	0	0	2	3	1	0	0	0	0	0	0	0	0	6
19:00	0	0	0	3	0	0	0	0	0	0	0	0	0	3
19:15	0	1	2	3	2	0	0	0	0	0	0	0	0	8
19:30	0	1	0	2	1	0	1	0	0	0	0	0	0	5
19:45	0	0	2	2	1	0	0	0	0	0	0	0	0	5
20:00	0	1	2	0	0	0	0	0	0	0	0	0	0	3
20:15	0	1	2	4	1	0	0	0	0	0	0	0	0	8
20:30	0	0	0	1	1	0	0	0	0	0	0	0	0	1
20:45	0	0	0	0	0	0	0	0	0	0	0	0	0	0
21:00	0	0	0	0	0	0	0	0	0	0	0	0	0	0
21:15	0	0	0	1	1	0	0	0	0	0	0	0	0	2
21:30	0	0	0	2	1	0	0	0	0	0	0	0	0	3
21:45	0	1	0	0	0	0	0	0	0	0	0	0	0	1
22:00	0	0	1	0	1	0	0	0	0	0	0	0	0	2
22:15	0	0	1	0	1	0	0	0	0	0	0	0	0	2
22:30	0	2	0	0	0	0	0	0	0	0	0	0	0	2
22:45	0	0	2	0	1	0	0	0	0	0	0	0	0	3
23:00	0	0	0	0	0	0	0	0	0	0	0	0	0	0
23:15	0	0	0	0	0	0	0	0	0	0	0	0	0	0
23:30	0	0	0	0	0	0	0	0	0	0	0	0	0	0
23:45	0	0	0	0	0	0	0	0	0	0	0	0	0	0
<b>Totals</b>	<b>10</b>	<b>30</b>	<b>92</b>	<b>130</b>	<b>94</b>	<b>21</b>	<b>7</b>	<b>1</b>						<b>385</b>
<b>% of Totals</b>	<b>3%</b>	<b>8%</b>	<b>24%</b>	<b>34%</b>	<b>24%</b>	<b>5%</b>	<b>2%</b>	<b>0%</b>						<b>100%</b>

AM Volumes		3	13	34	55	49	13	3	1	0	0	0	0	167	
% AM		1%	3%	9%	14%	12%	3%	1%	0%					43%	
AM Peak Hour		06:00	07:30	09:00	08:00	07:15	06:15	09:45	06:45					07:30	
Volume		1	4	9	11	14	15	5	2	1				31	
PM Volumes		7	18	58	75	43	8	4	0	0	0	0	0	238	
% PM		2%	5%	15%	19%	12%	2%	1%						57%	
PM Peak Hour		15:15	13:30	15:30	15:30	13:15	15:15	12:30						15:30	
Volume		4	12	41	41	32	3	1						38	
<b>Directional Peak Periods</b>		<b>AM 7-9</b>				<b>NOON 12-2</b>				<b>PM 4-6</b>				<b>Off Peak Volumes</b>	
<b>All Classes</b>		Volume 66				Volume 41				Volume 58				Volume 220	
		← → 17%				← → 11%				← → 15%				← → 57%	

Street Name	Direction	Percentiles					
		15th	50th	Average	85th	95th	ADT
SW 49th St	East Bound	21	26	26	32	35	360
SW 49th St	West Bound	21	27	27	33	37	385



# SPEED

SW 49th St E/O SW 90th Ave

Day: Thursday  
Date: 5/18/2023

City: Cooper City  
Project #: FL23\_140259\_045e

## East Bound

Time	< 15	15 - 19	20 - 24	25 - 29	30 - 34	35 - 39	40 - 44	45 - 49	50 - 54	55 - 59	60 - 64	65 - 69	70 +	Total
00:00 AM	0	0	1	1	0	0	0	0	0	0	0	0	0	2
01:00	0	0	0	0	1	0	0	0	0	0	0	0	0	1
02:00	1	0	1	1	0	0	0	0	0	0	0	0	0	3
03:00	0	0	0	0	0	0	0	0	0	0	0	0	0	0
04:00	0	0	0	1	0	0	0	0	0	0	0	0	0	1
05:00	0	0	3	0	1	0	0	0	0	0	0	0	0	4
06:00	0	1	1	3	0	0	0	0	0	0	0	0	0	5
07:00	0	3	2	5	8	0	0	0	0	0	0	0	0	18
08:00	1	2	7	4	1	0	0	0	0	0	0	0	0	15
09:00	2	1	3	3	1	1	0	0	0	0	0	0	0	11
10:00	2	1	2	6	6	0	0	0	0	0	0	0	0	17
11:00	0	1	3	9	1	0	0	0	0	0	0	0	0	14
12:00 PM	1	1	5	4	5	1	1	0	0	0	0	0	0	18
13:00	2	0	8	8	7	2	0	0	0	0	0	0	0	27
14:00	2	4	6	8	2	0	0	0	0	0	0	0	0	22
15:00	1	4	9	8	5	0	1	0	0	0	0	0	0	28
16:00	1	1	10	13	7	1	0	0	0	0	0	0	0	33
17:00	0	1	7	18	10	0	1	0	0	0	0	0	0	37
18:00	1	1	10	7	8	2	0	0	0	0	0	0	0	29
19:00	0	1	12	8	5	0	0	0	0	0	0	0	0	26
20:00	0	2	7	6	5	0	0	0	0	0	0	0	0	20
21:00	0	1	6	5	5	0	0	0	0	0	0	0	0	17
22:00	0	0	1	4	1	0	0	0	0	0	0	0	0	6
23:00	0	0	3	2	0	1	0	0	0	0	0	0	0	6
<b>Totals</b>	<b>14</b>	<b>25</b>	<b>107</b>	<b>124</b>	<b>79</b>	<b>8</b>	<b>3</b>							<b>360</b>
<b>% of Totals</b>	<b>4%</b>	<b>7%</b>	<b>30%</b>	<b>34%</b>	<b>22%</b>	<b>2%</b>	<b>1%</b>							<b>100%</b>

<b>AM Volumes</b>	6	9	23	33	19	1	0	0	0	0	0	0	0	91
<b>% AM</b>	2%	3%	6%	9%	5%	0%								25%
<b>AM Peak Hour</b>	09:00	07:00	08:00	11:00	07:00	09:00								07:00
<b>Volume</b>	2	3	7	9	8	1								18
<b>PM Volumes</b>	8	16	84	91	60	7	3	0	0	0	0	0	0	269
<b>% PM</b>	2%	4%	23%	25%	17%	2%	1%							75%
<b>PM Peak Hour</b>	13:00	14:00	19:00	17:00	17:00	13:00	12:00							17:00
<b>Volume</b>	2	4	12	18	10	2	1							37

Directional Peak Periods All Speeds	AM 7-9		NOON 12-2		PM 4-6		Off Peak Volumes	
	Volume	%	Volume	%	Volume	%	Volume	%
	33	↔ 9%	45	↔ 13%	70	↔ 19%	212	↔ 59%

Street Name	Direction	Percentiles					ADT
		15th	50th	Average	85th	95th	
SW 49th St	East Bound	21	26	26	32	35	360
SW 49th St	West Bound	21	27	27	33	37	385

# SPEED

SW 49th St E/O SW 90th Ave

Day: Thursday  
Date: 5/18/2023

City: Cooper City  
Project #: FL23\_140259\_045w

## West Bound

Time	< 15	15 - 19	20 - 24	25 - 29	30 - 34	35 - 39	40 - 44	45 - 49	50 - 54	55 - 59	60 - 64	65 - 69	70 +	Total
00:00 AM	0	0	0	0	0	0	0	0	0	0	0	0	0	0
01:00	0	0	0	1	1	0	0	0	0	0	0	0	0	2
02:00	0	0	0	0	0	0	0	0	0	0	0	0	0	0
03:00	0	0	0	0	0	0	0	0	0	0	0	0	0	0
04:00	0	0	1	1	1	1	0	0	0	0	0	0	0	4
05:00	0	1	2	1	3	2	1	0	0	0	0	0	0	10
06:00	1	0	6	6	6	3	0	0	0	0	0	0	0	22
07:00	0	3	6	9	14	2	0	1	0	0	0	0	0	35
08:00	0	2	6	14	7	2	0	0	0	0	0	0	0	31
09:00	0	2	8	10	4	2	1	0	0	0	0	0	0	27
10:00	1	1	4	3	7	0	1	0	0	0	0	0	0	17
11:00	1	3	1	10	3	1	0	0	0	0	0	0	0	19
12:00 PM	0	0	4	5	2	1	0	0	0	0	0	0	0	12
13:00	0	3	6	6	11	2	1	0	0	0	0	0	0	29
14:00	3	3	5	6	3	0	0	0	0	0	0	0	0	20
15:00	3	0	7	10	4	2	0	0	0	0	0	0	0	26
16:00	1	1	11	13	2	2	1	0	0	0	0	0	0	31
17:00	0	1	8	8	10	0	0	0	0	0	0	0	0	27
18:00	0	3	5	10	5	1	1	0	0	0	0	0	0	25
19:00	0	2	4	10	4	0	1	0	0	0	0	0	0	21
20:00	0	2	4	4	2	0	0	0	0	0	0	0	0	12
21:00	0	1	0	3	2	0	0	0	0	0	0	0	0	6
22:00	0	2	4	0	3	0	0	0	0	0	0	0	0	9
23:00	0	0	0	0	0	0	0	0	0	0	0	0	0	0
<b>Totals</b>	<b>10</b>	<b>30</b>	<b>92</b>	<b>130</b>	<b>94</b>	<b>21</b>	<b>7</b>	<b>1</b>						<b>385</b>
<b>% of Totals</b>	3%	8%	24%	34%	24%	5%	2%	0%						100%

<b>AM Volumes</b>	3	12	34	55	46	13	3	1	0	0	0	0	0	167
<b>% AM</b>	1%	3%	9%	14%	12%	3%	1%	0%						43%
<b>AM Peak Hour</b>	06:00	07:00	09:00	08:00	07:00	06:00	05:00	07:00						07:00
<b>Volume</b>	1	3	8	14	14	3	1	1						35
<b>PM Volumes</b>	7	18	58	75	48	8	4	0	0	0	0	0	0	218
<b>% PM</b>	2%	5%	15%	19%	12%	2%	1%							57%
<b>PM Peak Hour</b>	14:00	13:00	16:00	16:00	13:00	13:00	13:00							16:00
<b>Volume</b>	3	3	11	13	11	2	1							31

Directional Peak Periods All Speeds	AM 7-9		NOON 12-2		PM 4-6		Off Peak Volumes	
	Volume	%	Volume	%	Volume	%	Volume	%
	66	↔ 17%	41	↔ 11%	58	↔ 15%	220	↔ 57%

Street Name	Direction	Percentiles					ADT
		15th	50th	Average	85th	95th	
SW 49th St	East Bound	21	26	26	32	35	360
SW 49th St	West Bound	21	27	27	33	37	385



# SPEED

SW 49th St E/O SW 90th Ave

Day: Thursday  
Date: 5/18/2023

City: Cooper City  
Project #: FL23\_140259\_045

## Summary

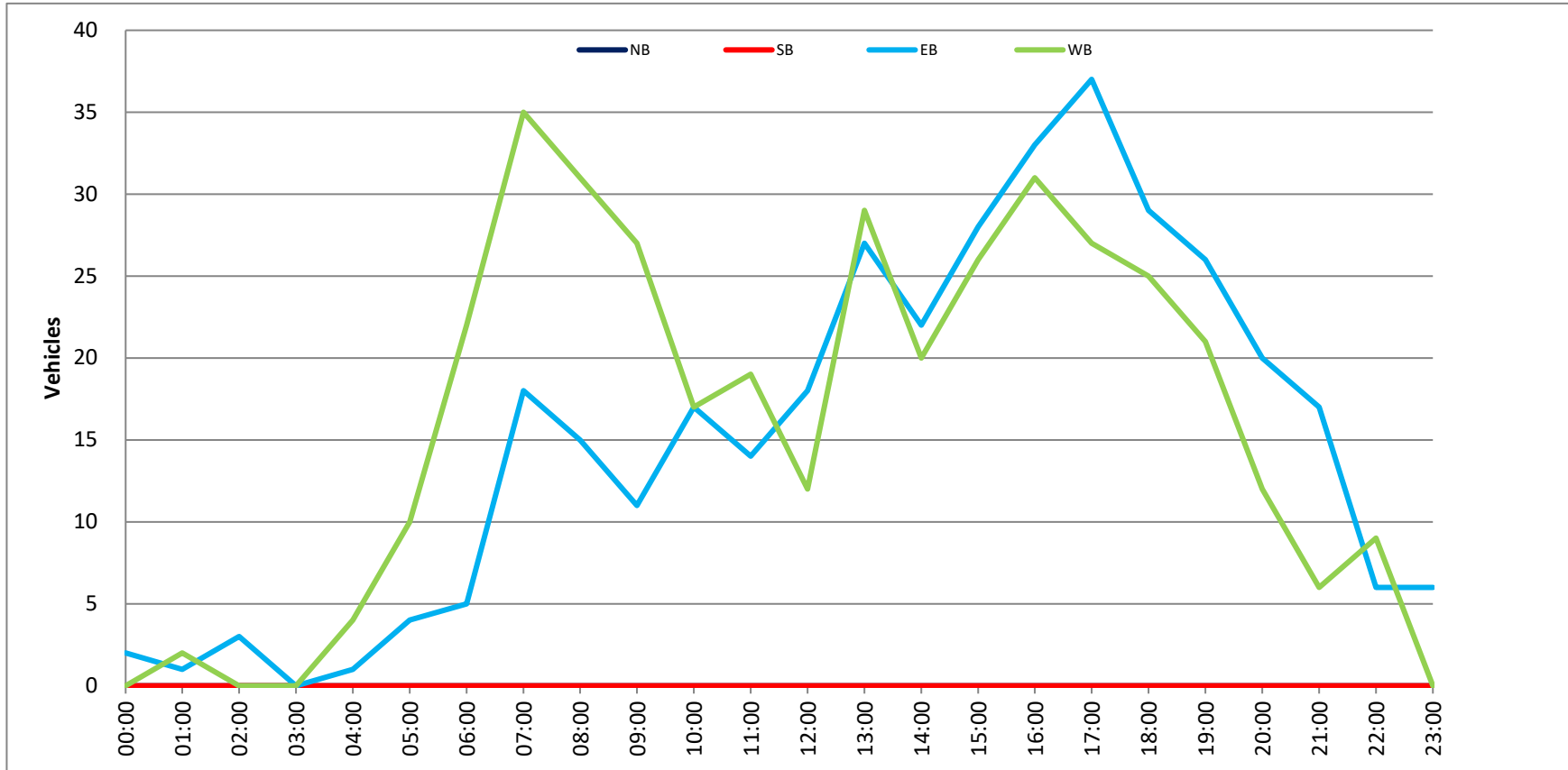
Time	< 15	15 - 19	20 - 24	25 - 29	30 - 34	35 - 39	40 - 44	45 - 49	50 - 54	55 - 59	60 - 64	65 - 69	70 +	Total
00:00 AM	0	0	1	1	0	0	0	0	0	0	0	0	0	2
01:00	0	0	0	1	2	0	0	0	0	0	0	0	0	3
02:00	1	0	1	1	0	0	0	0	0	0	0	0	0	3
03:00	0	0	0	0	0	0	0	0	0	0	0	0	0	0
04:00	0	0	1	2	1	1	0	0	0	0	0	0	0	5
05:00	0	1	5	1	4	2	1	0	0	0	0	0	0	14
06:00	1	1	7	9	6	3	0	0	0	0	0	0	0	27
07:00	0	6	8	14	22	2	0	1	0	0	0	0	0	53
08:00	1	4	13	18	8	2	0	0	0	0	0	0	0	46
09:00	2	3	11	13	5	3	1	0	0	0	0	0	0	38
10:00	3	2	6	9	13	0	1	0	0	0	0	0	0	34
11:00	1	4	4	19	4	1	0	0	0	0	0	0	0	33
12:00 PM	1	1	9	9	7	2	1	0	0	0	0	0	0	30
13:00	2	3	14	14	18	4	1	0	0	0	0	0	0	56
14:00	5	7	11	14	5	0	0	0	0	0	0	0	0	42
15:00	4	4	16	18	9	2	1	0	0	0	0	0	0	54
16:00	2	2	21	26	9	3	1	0	0	0	0	0	0	64
17:00	0	2	15	26	20	0	1	0	0	0	0	0	0	64
18:00	1	4	15	17	13	3	1	0	0	0	0	0	0	54
19:00	0	3	16	18	9	0	1	0	0	0	0	0	0	47
20:00	0	4	11	10	7	0	0	0	0	0	0	0	0	32
21:00	0	2	6	8	7	0	0	0	0	0	0	0	0	23
22:00	0	2	5	4	4	0	0	0	0	0	0	0	0	15
23:00	0	0	3	2	0	1	0	0	0	0	0	0	0	6
<b>Totals</b>	<b>24</b>	<b>55</b>	<b>199</b>	<b>254</b>	<b>173</b>	<b>29</b>	<b>10</b>	<b>1</b>						<b>745</b>
<b>% of Totals</b>	<b>3%</b>	<b>7%</b>	<b>27%</b>	<b>34%</b>	<b>23%</b>	<b>4%</b>	<b>1%</b>	<b>0%</b>						<b>100%</b>

<b>AM Volumes</b>	9	21	57	88	65	14	3	1	0	0	0	0	0	258
<b>% AM</b>	1%	3%	8%	12%	9%	2%	0%	0%						35%
<b>AM Peak Hour</b>	10:00	07:00	08:00	11:00	07:00	06:00	05:00	07:00						07:00
<b>Volume</b>	3	6	13	19	22	3	1	1						53
<b>PM Volumes</b>	15	34	142	166	108	15	7	0	0	0	0	0	0	487
<b>% PM</b>	2%	5%	19%	22%	14%	2%	1%							65%
<b>PM Peak Hour</b>	14:00	14:00	16:00	16:00	17:00	13:00	12:00							16:00
<b>Volume</b>	5	7	21	26	20	4	1							64

Directional Peak Periods All Speeds	AM 7-9		NOON 12-2		PM 4-6		Off Peak Volumes	
	Volume	%	Volume	%	Volume	%	Volume	%
	99	↔ 13%	86	↔ 12%	128	↔ 17%	432	↔ 58%

Street Name	Direction	Percentiles					
		15th	50th	Average	85th	95th	ADT
SW 49th St	Summary	21	27	27	33	35	745





East Bound														
Time	< 15	15 - 19	20 - 24	25 - 29	30 - 34	35 - 39	40 - 44	45 - 49	50 - 54	55 - 59	60 - 64	65 - 69	70 +	Total
00:00 AM	0	0	0	0	0	0	0	0	0	0	0	0	0	0
00:15	1	0	0	0	0	0	0	0	0	0	0	0	0	1
00:30	0	0	0	0	0	0	0	0	0	0	0	0	0	0
00:45	0	0	0	0	0	0	0	0	0	0	0	0	0	0
01:00	0	0	0	0	0	0	0	0	0	0	0	0	0	0
01:15	0	0	0	0	0	0	0	0	0	0	0	0	0	0
01:30	0	0	0	0	0	0	0	0	0	0	0	0	0	0
01:45	0	0	0	0	0	0	0	0	0	0	0	0	0	0
02:00	0	0	0	0	0	0	0	0	0	0	0	0	0	0
02:15	0	1	0	0	0	0	0	0	0	0	0	0	0	1
02:30	0	0	0	1	0	0	0	0	0	0	0	0	0	1
02:45	0	0	0	0	0	0	0	0	0	0	0	0	0	0
03:00	0	0	0	0	0	0	0	0	0	0	0	0	0	0
03:15	0	0	0	0	0	0	0	0	0	0	0	0	0	0
03:30	0	0	0	0	0	0	0	0	0	0	0	0	0	0
03:45	0	1	1	0	0	0	0	0	0	0	0	0	0	2
04:00	1	0	0	0	0	0	0	0	0	0	0	0	0	1
04:15	0	0	0	0	0	0	0	0	0	0	0	0	0	0
04:30	0	0	0	0	0	0	0	0	0	0	0	0	0	0
04:45	0	1	0	0	0	0	0	0	0	0	0	0	0	1
05:00	0	1	0	0	0	0	0	0	0	0	0	0	0	1
05:15	0	2	2	1	0	0	0	0	0	0	0	0	0	3
05:30	0	1	1	0	0	0	0	0	0	0	0	0	0	2
05:45	1	1	2	0	0	0	0	0	0	0	0	0	0	4
06:00	0	1	1	1	0	0	0	0	0	0	0	0	0	3
06:15	1	2	0	0	0	0	0	0	0	0	0	0	0	3
06:30	0	1	1	0	0	0	0	0	0	0	0	0	0	2
06:45	0	2	1	0	0	0	0	0	0	0	0	0	0	3
07:00	0	7	2	0	0	0	0	0	0	0	0	0	0	9
07:15	0	8	2	0	0	0	0	0	0	0	0	0	0	10
07:30	3	7	0	0	0	0	0	0	0	0	0	0	0	10
07:45	5	11	4	1	0	0	0	0	0	0	0	0	0	21
08:00	0	5	4	1	0	0	0	0	0	0	0	0	0	6
08:15	1	5	1	0	0	0	0	0	0	0	0	0	0	7
08:30	3	3	2	0	0	0	0	0	0	0	0	0	0	8
08:45	1	3	3	0	0	0	0	0	0	0	0	0	0	7
09:00	0	1	2	0	0	0	0	0	0	0	0	0	0	3
09:15	1	4	1	0	0	0	0	0	0	0	0	0	0	6
09:30	0	3	0	0	0	0	0	0	0	0	0	0	0	3
09:45	1	3	0	0	0	0	0	0	0	0	0	0	0	4
10:00	2	2	3	0	0	0	0	0	0	0	0	0	0	7
10:15	1	2	4	2	0	0	0	0	0	0	0	0	0	9
10:30	0	5	3	0	0	0	0	0	0	0	0	0	0	8
10:45	0	1	0	0	0	0	0	0	0	0	0	0	0	1
11:00	1	3	0	0	0	0	0	0	0	0	0	0	0	4
11:15	1	0	1	0	0	0	0	0	0	0	0	0	0	2
11:30	2	1	0	0	0	0	0	0	0	0	0	0	0	3
11:45	2	2	3	1	0	0	0	0	0	0	0	0	0	6
12:00 PM	0	4	0	0	0	0	0	0	0	0	0	0	0	4
12:15	0	0	0	0	0	0	0	0	0	0	0	0	0	0
12:30	1	1	4	0	0	0	0	0	0	0	0	0	0	6
12:45	3	0	2	0	0	0	0	0	0	0	0	0	0	5
13:00	0	3	0	0	0	0	0	0	0	0	0	0	0	3
13:15	1	3	0	0	0	0	0	0	0	0	0	0	0	4
13:30	3	4	0	0	0	0	0	0	0	0	0	0	0	7
13:45	1	3	0	0	0	0	0	0	0	0	0	0	0	4
14:00	4	0	0	0	0	0	0	0	0	0	0	0	0	4
14:15	1	2	1	0	0	0	0	0	0	0	0	0	0	4
14:30	1	3	2	0	0	0	0	0	0	0	0	0	0	6
14:45	1	4	1	0	0	0	0	0	0	0	0	0	0	6
15:00	1	6	1	0	0	0	0	0	0	0	0	0	0	8
15:15	0	5	2	0	0	0	0	0	0	0	0	0	0	7
15:30	2	5	3	0	0	0	0	0	0	0	0	0	0	10
15:45	2	2	0	0	0	0	0	0	0	0	0	0	0	4
16:00	3	3	2	0	0	0	0	0	0	0	0	0	0	8
16:15	0	1	3	0	0	0	0	0	0	0	0	0	0	4
16:30	1	1	2	0	0	0	0	0	0	0	0	0	0	4
16:45	1	3	4	0	0	0	0	0	0	0	0	0	0	8
17:00	2	1	3	0	0	0	0	0	0	0	0	0	0	6
17:15	3	3	5	0	0	0	0	0	0	0	0	0	0	11
17:30	0	5	4	0	0	0	0	0	0	0	0	0	0	9
17:45	0	3	1	0	0	0	0	0	0	0	0	0	0	4
18:00	1	1	0	0	0	0	0	0	0	0	0	0	0	2
18:15	1	1	0	0	0	0	0	0	0	0	0	0	0	2
18:30	1	3	0	0	0	0	0	0	0	0	0	0	0	4
18:45	1	4	0	0	0	0	0	0	0	0	0	0	0	5
19:00	1	4	2	0	0	0	0	0	0	0	0	0	0	7
19:15	2	1	1	0	0	0	0	0	0	0	0	0	0	4
19:30	0	2	0	0	0	0	0	0	0	0	0	0	0	2
19:45	0	1	1	0	0	0	0	0	0	0	0	0	0	2
20:00	1	0	0	0	0	0	0	0	0	0	0	0	0	1
20:15	2	0	0	0	0	0	0	0	0	0	0	0	0	2
20:30	0	0	0	0	0	0	0	0	0	0	0	0	0	0
20:45	1	1	0	0	0	0	0	0	0	0	0	0	0	2
21:00	0	2	1	0	0	0	0	0	0	0	0	0	0	3
21:15	0	0	0	0	0	0	0	0	0	0	0	0	0	0
21:30	0	0	0	1	0	0	0	0	0	0	0	0	0	1
21:45	0	0	1	0	0	0	0	0	0	0	0	0	0	1
22:00	0	0	1	0	0	0	0	0	0	0	0	0	0	1
22:15	0	0	1	0	0	0	0	0	0	0	0	0	0	1
22:30	3	0	0	0	0	0	0	0	0	0	0	0	0	3
22:45	0	0	0	0	0	0	0	0	0	0	0	0	0	0
23:00	0	0	0	0	0	0	0	0	0	0	0	0	0	0
23:15	0	0	0	0	0	0	0	0	0	0	0	0	0	0
23:30	0	1	0	1	0	0	0	0	0	0	0	0	0	2
23:45	0	0	0	0	0	0	0	0	0	0	0	0	0	0
<b>Totals</b>	<b>73</b>	<b>176</b>	<b>88</b>	<b>7</b>										<b>344</b>
<b>% of Totals</b>	<b>21%</b>	<b>51%</b>	<b>26%</b>	<b>2%</b>										<b>100%</b>
<b>AM Volumes</b>	28	99	39	5	0	0	0	0	0	0	0	0	0	142
<b>% AM</b>	8%	26%	11%	1%										47%
<b>AM Peak Hour</b>	07:30	07:30	09:45	09:30										07:30
<b>Volume</b>	9	33	10	2										59
<b>PM Volumes</b>	45	89	49	2	0	0	0	0	0	0	0	0	0	182
<b>% PM</b>	13%	25%	14%	1%										53%
<b>PM Peak Hour</b>	13:15	14:45	16:45	20:45										16:45
<b>Volume</b>	9	20	16	1										46
<b>Directional Peak Periods</b>														
<b>All Classes</b>														
<b>Volume</b>	78	← →												
<b>%</b>		23%												
<b>Volume</b>			33	← →										
<b>%</b>			10%											
<b>Volume</b>					54	← →								
<b>%</b>					16%									
<b>Volume</b>							179	← →						
<b>%</b>							52%							

Street Name	Direction	Percentiles					
		15th	50th	Average	85th	95th	ADT
SW 49th Ct	East Bound	12	18	17	22	24	344
SW 49th Ct	West Bound	12	18	17	23	24	334

Time	< 15	15 - 19	20 - 24	25 - 29	30 - 34	35 - 39	40 - 44	45 - 49	50 - 54	55 - 59	60 - 64	65 - 69	70 +	Total
00:00 AM	3	0	0	0	0	0	0	0	0	0	0	0	0	3
00:15	0	0	0	0	0	0	0	0	0	0	0	0	0	0
00:30	0	0	0	0	0	0	0	0	0	0	0	0	0	0
00:45	0	0	0	0	0	0	0	0	0	0	0	0	0	0
01:00	0	0	0	0	0	0	0	0	0	0	0	0	0	0
01:15	0	0	0	0	0	0	0	0	0	0	0	0	0	0
01:30	0	0	1	0	0	0	0	0	0	0	0	0	0	1
01:45	0	0	0	0	0	0	0	0	0	0	0	0	0	0
02:00	0	0	0	0	0	0	0	0	0	0	0	0	0	0
02:15	0	0	0	0	0	0	0	0	0	0	0	0	0	0
02:30	0	0	0	0	0	0	0	0	0	0	0	0	0	0
02:45	0	1	0	0	0	0	0	0	0	0	0	0	0	1
03:00	0	0	0	0	0	0	0	0	0	0	0	0	0	0
03:15	0	0	0	0	0	0	0	0	0	0	0	0	0	0
03:30	0	0	0	0	0	0	0	0	0	0	0	0	0	0
03:45	0	1	0	0	0	0	0	0	0	0	0	0	0	1
04:00	0	0	0	0	0	0	0	0	0	0	0	0	0	0
04:15	0	1	0	0	0	0	0	0	0	0	0	0	0	1
04:30	0	0	0	0	0	0	0	0	0	0	0	0	0	0
04:45	0	0	0	0	0	0	0	0	0	0	0	0	0	0
05:00	0	1	0	0	0	0	0	0	0	0	0	0	0	1
05:15	0	0	0	0	0	0	0	0	0	0	0	0	0	0
05:30	0	0	0	0	0	0	0	0	0	0	0	0	0	0
05:45	0	0	0	0	0	0	0	0	0	0	0	0	0	0
06:00	0	0	0	0	0	0	0	0	0	0	0	0	0	0
06:15	1	0	0	0	0	0	0	0	0	0	0	0	0	1
06:30	0	1	0	0	0	0	0	0	0	0	0	0	0	1
06:45	1	0	2	0	0	0	0	0	0	0	0	0	0	3
07:00	4	0	0	0	0	0	0	0	0	0	0	0	0	4
07:15	1	4	1	0	0	0	0	0	0	0	0	0	0	6
07:30	0	1	0	0	0	0	0	0	0	0	0	0	0	1
07:45	6	4	1	0	0	0	0	0	0	0	0	0	0	11
08:00	0	3	1	0	0	0	0	0	0	0	0	0	0	4
08:15	0	3	2	0	0	0	0	0	0	0	0	0	0	5
08:30	2	1	0	0	0	0	0	0	0	0	0	0	0	3
08:45	0	0	1	1	0	0	0	0	0	0	0	0	0	2
09:00	0	0	1	0	0	0	0	0	0	0	0	0	0	1
09:15	0	3	5	0	0	0	0	0	0	0	0	0	0	8
09:30	1	0	2	0	0	0	0	0	0	0	0	0	0	3
09:45	0	1	0	0	0	0	0	0	0	0	0	0	0	1
10:00	2	5	1	0	0	0	0	0	0	0	0	0	0	8
10:15	0	1	4	0	0	0	0	0	0	0	0	0	0	5
10:30	0	1	1	0	0	0	0	0	0	0	0	0	0	2
10:45	0	1	0	0	0	0	0	0	0	0	0	0	0	1
11:00	4	0	0	0	0	0	0	0	0	0	0	0	0	4
11:15	3	1	0	0	0	0	0	0	0	0	0	0	0	4
11:30	2	1	0	0	0	0	0	0	0	0	0	0	0	3
11:45	1	1	1	0	0	0	0	0	0	0	0	0	0	3
12:00 PM	0	1	5	1	0	0	0	0	0	0	0	0	0	7
12:15	3	1	3	0	0	0	0	0	0	0	0	0	0	7
12:30	0	1	0	0	0	0	0	0	0	0	0	0	0	1
12:45	0	4	0	0	0	0	0	0	0	0	0	0	0	4
13:00	0	3	3	0	0	0	0	0	0	0	0	0	0	6
13:15	1	3	1	0	0	0	0	0	0	0	0	0	0	5
13:30	0	2	1	0	0	0	0	0	0	0	0	0	0	3
13:45	2	1	2	0	0	0	0	0	0	0	0	0	0	5
14:00	5	5	1	0	0	0	0	0	0	0	0	0	0	11
14:15	0	2	0	0	0	0	0	0	0	0	0	0	0	2
14:30	1	1	1	0	0	0	0	0	0	0	0	0	0	3
14:45	1	7	1	0	0	0	0	0	0	0	0	0	0	9
15:00	1	2	1	0	0	0	0	0	0	0	0	0	0	4
15:15	0	3	0	0	0	0	0	0	0	0	0	0	0	3
15:30	2	4	5	1	0	0	0	0	0	0	0	0	0	12
15:45	1	5	2	0	0	0	0	0	0	0	0	0	0	8
16:00	4	5	2	0	0	0	0	0	0	0	0	0	0	11
16:15	3	3	4	0	0	0	0	0	0	0	0	0	0	10
16:30	2	7	1	0	0	0	0	0	0	0	0	0	0	10
16:45	0	5	3	0	0	0	0	0	0	0	0	0	0	8
17:00	0	5	2	0	0	0	0	0	0	0	0	0	0	7
17:15	0	7	1	1	0	0	0	0	0	0	0	0	0	9
17:30	5	4	5	0	0	0	0	0	0	0	0	0	0	14
17:45	4	6	2	0	0	0	0	0	0	0	0	0	0	12
18:00	0	3	2	1	0	0	0	0	0	0	0	0	0	6
18:15	1	2	2	0	0	0	0	0	0	0	0	0	0	5
18:30	1	4	1	0	0	0	0	0	0	0	0	0	0	6
18:45	0	1	0	0	0	0	0	0	0	0	0	0	0	1
19:00	1	3	0	0	0	0	0	0	0	0	0	0	0	4
19:15	0	0	2	0	0	0	0	0	0	0	0	0	0	2
19:30	3	1	1	0	0	0	0	0	0	0	0	0	0	5
19:45	0	1	1	0	0	0	0	0	0	0	0	0	0	2
20:00	0	3	1	0	0	0	0	0	0	0	0	0	0	4
20:15	0	1	0	0	0	0	0	0	0	0	0	0	0	1
20:30	0	5	3	0	0	0	0	0	0	0	0	0	0	8
20:45	0	1	2	0	0	0	0	0	0	0	0	0	0	3
21:00	0	0	1	0	0	0	0	0	0	0	0	0	0	1
21:15	0	1	0	0	0	0	0	0	0	0	0	0	0	1
21:30	2	0	3	0	0	0	0	0	0	0	0	0	0	5
21:45	0	1	1	1	0	0	0	0	0	0	0	0	0	3
22:00	0	0	0	0	0	0	0	0	0	0	0	0	0	0
22:15	0	1	2	0	0	0	0	0	0	0	0	0	0	3
22:30	0	5	1	0	0	0	0	0	0	0	0	0	0	6
22:45	1	1	0	0	0	0	0	0	0	0	0	0	0	2
23:00	0	1	0	0	0	0	0	0	0	0	0	0	0	1
23:15	0	0	0	0	0	0	0	0	0	0	0	0	0	0
23:30	0	1	1	0	0	0	0	0	0	0	0	0	0	2
23:45	0	0	0	0	0	0	0	0	0	0	0	0	0	0
<b>Totals</b>	<b>75</b>	<b>158</b>	<b>94</b>	<b>6</b>										<b>334</b>
<b>% of Totals</b>	<b>22%</b>	<b>48%</b>	<b>28%</b>	<b>2%</b>										<b>100%</b>

AM Volumes	33	36	24	1	0	0	0	0	0	0	0	0	0	93	
% AM	9%	11%	7%	0%	0%	0%	0%	0%	0%	0%	0%	0%	0%	28%	
AM Peak Hour	07:00	07:15	08:45	08:00										07:45	
Volume	11	12	9	1										23	
PM Volumes	44	123	70	5	0	0	0	0	0	0	0	0	0	242	
% PM	13%	37%	21%	1%										72%	
PM Peak Hour	15:30	16:30	15:30	17:15										17:00	
Volume	0	5	24	13	2									42	
<b>Directional Peak Periods</b>		<b>AM 7-9</b>				<b>NOON 12-2</b>				<b>PM 4-6</b>				<b>Off Peak Volumes</b>	
<b>All Classes</b>	Volume	36				38				81				179	
	%	11%				11%				24%				54%	

Street Name	Direction	Percentiles					
		15th	50th	Average	85th	95th	ADT
SW 49th Ct	East Bound	12	18	17	22	24	344
SW 49th Ct	West Bound	12	18	17	23	24	334

Summary

Time	< 15	15 - 19	20 - 24	25 - 29	30 - 34	35 - 39	40 - 44	45 - 49	50 - 54	55 - 59	60 - 64	65 - 69	70 +	Total
00:00 AM	3	0	0	0	0	0	0	0	0	0	0	0	0	3
00:15	1	0	0	0	0	0	0	0	0	0	0	0	0	1
00:30	0	0	0	0	0	0	0	0	0	0	0	0	0	0
00:45	0	0	0	0	0	0	0	0	0	0	0	0	0	0
01:00	0	0	0	0	0	0	0	0	0	0	0	0	0	0
01:15	0	0	0	0	0	0	0	0	0	0	0	0	0	0
01:30	0	0	1	0	0	0	0	0	0	0	0	0	0	1
01:45	0	0	0	0	0	0	0	0	0	0	0	0	0	0
02:00	0	0	0	0	0	0	0	0	0	0	0	0	0	0
02:15	0	1	0	0	0	0	0	0	0	0	0	0	0	1
02:30	0	0	0	1	0	0	0	0	0	0	0	0	0	1
02:45	0	1	0	0	0	0	0	0	0	0	0	0	0	1
03:00	0	0	0	0	0	0	0	0	0	0	0	0	0	0
03:15	0	0	0	0	0	0	0	0	0	0	0	0	0	0
03:30	0	0	0	0	0	0	0	0	0	0	0	0	0	0
03:45	0	2	1	0	0	0	0	0	0	0	0	0	0	3
04:00	1	0	0	0	0	0	0	0	0	0	0	0	0	1
04:15	0	1	0	0	0	0	0	0	0	0	0	0	0	1
04:30	0	0	0	0	0	0	0	0	0	0	0	0	0	0
04:45	0	1	0	0	0	0	0	0	0	0	0	0	0	1
05:00	0	2	0	0	0	0	0	0	0	0	0	0	0	2
05:15	0	2	1	0	0	0	0	0	0	0	0	0	0	3
05:30	0	1	1	0	0	0	0	0	0	0	0	0	0	2
05:45	1	1	2	0	0	0	0	0	0	0	0	0	0	4
06:00	0	1	1	1	0	0	0	0	0	0	0	0	0	3
06:15	2	2	0	0	0	0	0	0	0	0	0	0	0	4
06:30	0	2	1	0	0	0	0	0	0	0	0	0	0	3
06:45	1	2	3	0	0	0	0	0	0	0	0	0	0	6
07:00	4	7	2	0	0	0	0	0	0	0	0	0	0	13
07:15	1	12	3	0	0	0	0	0	0	0	0	0	0	16
07:30	3	8	0	0	0	0	0	0	0	0	0	0	0	11
07:45	11	15	5	1	0	0	0	0	0	0	0	0	0	32
08:00	0	9	3	0	0	0	0	0	0	0	0	0	0	12
08:15	1	8	3	0	0	0	0	0	0	0	0	0	0	12
08:30	5	4	2	0	0	0	0	0	0	0	0	0	0	11
08:45	1	3	4	1	0	0	0	0	0	0	0	0	0	9
09:00	0	1	3	0	0	0	0	0	0	0	0	0	0	4
09:15	1	7	6	0	0	0	0	0	0	0	0	0	0	14
09:30	1	3	2	0	0	0	0	0	0	0	0	0	0	6
09:45	1	4	0	0	0	0	0	0	0	0	0	0	0	5
10:00	4	7	4	0	0	0	0	0	0	0	0	0	0	15
10:15	1	3	8	2	0	0	0	0	0	0	0	0	0	14
10:30	0	6	4	0	0	0	0	0	0	0	0	0	0	10
10:45	0	2	0	0	0	0	0	0	0	0	0	0	0	2
11:00	5	3	0	0	0	0	0	0	0	0	0	0	0	8
11:15	4	1	1	0	0	0	0	0	0	0	0	0	0	6
11:30	4	2	0	0	0	0	0	0	0	0	0	0	0	6
11:45	3	3	2	1	0	0	0	0	0	0	0	0	0	9
12:00 PM	0	5	3	1	0	0	0	0	0	0	0	0	0	11
12:15	3	1	3	0	0	0	0	0	0	0	0	0	0	7
12:30	1	2	4	0	0	0	0	0	0	0	0	0	0	7
12:45	3	4	2	0	0	0	0	0	0	0	0	0	0	9
13:00	0	6	3	0	0	0	0	0	0	0	0	0	0	9
13:15	2	6	1	0	0	0	0	0	0	0	0	0	0	9
13:30	3	6	1	0	0	0	0	0	0	0	0	0	0	10
13:45	3	4	2	0	0	0	0	0	0	0	0	0	0	9
14:00	9	5	1	0	0	0	0	0	0	0	0	0	0	15
14:15	1	4	1	0	0	0	0	0	0	0	0	0	0	6
14:30	2	4	3	0	0	0	0	0	0	0	0	0	0	9
14:45	2	11	2	0	0	0	0	0	0	0	0	0	0	15
15:00	2	8	2	0	0	0	0	0	0	0	0	0	0	12
15:15	0	8	2	0	0	0	0	0	0	0	0	0	0	10
15:30	4	9	8	1	0	0	0	0	0	0	0	0	0	22
15:45	3	7	2	0	0	0	0	0	0	0	0	0	0	12
16:00	7	8	4	0	0	0	0	0	0	0	0	0	0	19
16:15	3	4	7	0	0	0	0	0	0	0	0	0	0	14
16:30	3	8	3	0	0	0	0	0	0	0	0	0	0	14
16:45	1	8	7	0	0	0	0	0	0	0	0	0	0	16
17:00	2	6	5	0	0	0	0	0	0	0	0	0	0	13
17:15	3	10	6	1	0	0	0	0	0	0	0	0	0	20
17:30	5	9	0	0	0	0	0	0	0	0	0	0	0	23
17:45	4	9	3	1	0	0	0	0	0	0	0	0	0	16
18:00	1	4	2	1	0	0	0	0	0	0	0	0	0	8
18:15	2	3	2	0	0	0	0	0	0	0	0	0	0	7
18:30	2	7	1	0	0	0	0	0	0	0	0	0	0	10
18:45	1	5	0	0	0	0	0	0	0	0	0	0	0	6
19:00	2	7	2	0	0	0	0	0	0	0	0	0	0	11
19:15	2	1	3	0	0	0	0	0	0	0	0	0	0	6
19:30	3	3	1	0	0	0	0	0	0	0	0	0	0	7
19:45	0	2	2	0	0	0	0	0	0	0	0	0	0	4
20:00	1	3	1	0	0	0	0	0	0	0	0	0	0	5
20:15	2	1	0	0	0	0	0	0	0	0	0	0	0	3
20:30	0	5	4	0	0	0	0	0	0	0	0	0	0	9
20:45	1	2	2	0	0	0	0	0	0	0	0	0	0	5
21:00	0	2	2	0	0	0	0	0	0	0	0	0	0	4
21:15	0	1	0	0	0	0	0	0	0	0	0	0	0	1
21:30	2	0	3	1	0	0	0	0	0	0	0	0	0	6
21:45	0	1	1	0	0	0	0	0	0	0	0	0	0	4
22:00	0	0	1	0	0	0	0	0	0	0	0	0	0	1
22:15	0	1	3	0	0	0	0	0	0	0	0	0	0	4
22:30	3	5	1	0	0	0	0	0	0	0	0	0	0	9
22:45	1	1	0	0	0	0	0	0	0	0	0	0	0	2
23:00	0	1	0	0	0	0	0	0	0	0	0	0	0	1
23:15	0	0	0	0	0	0	0	0	0	0	0	0	0	0
23:30	0	2	1	1	0	0	0	0	0	0	0	0	0	4
23:45	0	0	0	0	0	0	0	0	0	0	0	0	0	0
<b>Totals</b>	<b>148</b>	<b>335</b>	<b>182</b>	<b>13</b>										<b>678</b>
<b>% of Totals</b>	<b>22%</b>	<b>49%</b>	<b>27%</b>	<b>2%</b>										<b>100%</b>

AM Volumes	9%	12%	6%	0%	0%	0%	0%	0%	0%	0%	0%	0%	0%	25%
% AM	9%	19%	9%	1%										37%
AM Peak Hour	07:00	07:15	09:45	09:30										07:00
Volume	39	43	15	2										72
PM Volumes	89	209	119	7	0	0	0	0	0	0	0	0	0	424
% PM	13%	31%	18%	1%										63%
PM Peak Hour	13:15	14:45	16:45	17:15										16:45
Volume	37	36	27	2										72

Directional Peak Periods	AM 7-9		NOON 12-2		PM 4-6		Off Peak Volumes	
All Classes	Volume	%	Volume	%	Volume	%	Volume	%
	114	17%	71	10%	135	20%	358	53%

Street Name	Direction	15th	50th	Average	85th	95th	ADT
SW 49th Ct	Summary	12	18	17	23	24	678

# SPEED

SW 49th Ct E/O SW 90th Ave

Day: Tuesday  
Date: 6/6/2023

City: Cooper City  
Project #: FL23\_140259\_046e

## East Bound

Time	< 15	15 - 19	20 - 24	25 - 29	30 - 34	35 - 39	40 - 44	45 - 49	50 - 54	55 - 59	60 - 64	65 - 69	70 +	Total
00:00 AM	1	0	0	0	0	0	0	0	0	0	0	0	0	1
01:00	0	0	0	0	0	0	0	0	0	0	0	0	0	0
02:00	0	1	1	0	0	0	0	0	0	0	0	0	0	2
03:00	0	1	1	0	0	0	0	0	0	0	0	0	0	2
04:00	1	1	0	0	0	0	0	0	0	0	0	0	0	2
05:00	1	5	4	0	0	0	0	0	0	0	0	0	0	10
06:00	1	6	3	1	0	0	0	0	0	0	0	0	0	11
07:00	8	33	8	1	0	0	0	0	0	0	0	0	0	50
08:00	5	16	7	0	0	0	0	0	0	0	0	0	0	28
09:00	2	11	3	0	0	0	0	0	0	0	0	0	0	16
10:00	3	10	10	2	0	0	0	0	0	0	0	0	0	25
11:00	6	6	2	1	0	0	0	0	0	0	0	0	0	15
12:00 PM	4	5	6	0	0	0	0	0	0	0	0	0	0	15
13:00	5	13	0	0	0	0	0	0	0	0	0	0	0	18
14:00	7	9	4	0	0	0	0	0	0	0	0	0	0	20
15:00	5	18	6	0	0	0	0	0	0	0	0	0	0	29
16:00	5	8	11	0	0	0	0	0	0	0	0	0	0	24
17:00	5	12	13	0	0	0	0	0	0	0	0	0	0	30
18:00	4	9	0	0	0	0	0	0	0	0	0	0	0	13
19:00	3	8	4	0	0	0	0	0	0	0	0	0	0	15
20:00	4	1	1	0	0	0	0	0	0	0	0	0	0	6
21:00	0	2	2	1	0	0	0	0	0	0	0	0	0	5
22:00	3	0	2	0	0	0	0	0	0	0	0	0	0	5
23:00	0	1	0	1	0	0	0	0	0	0	0	0	0	2
<b>Totals</b>	<b>73</b>	<b>176</b>	<b>88</b>	<b>7</b>										<b>344</b>
<b>% of Totals</b>	21%	51%	26%	2%										100%

<b>AM Volumes</b>	28	90	39	5	0	0	0	0	0	0	0	0	0	162
<b>% AM</b>	8%	26%	11%	1%										47%
<b>AM Peak Hour</b>	07:00	07:00	10:00	10:00										07:00
<b>Volume</b>	8	33	10	2										50
<b>PM Volumes</b>	45	86	49	2	0	0	0	0	0	0	0	0	0	182
<b>% PM</b>	13%	25%	14%	1%										53%
<b>PM Peak Hour</b>	14:00	15:00	17:00	21:00										17:00
<b>Volume</b>	7	18	13	1										30

Directional Peak Periods All Speeds	AM 7-9		NOON 12-2		PM 4-6		Off Peak Volumes	
	Volume	%	Volume	%	Volume	%	Volume	%
	78	↔ 23%	33	↔ 10%	54	↔ 16%	179	↔ 52%

Street Name	Direction	Percentiles					ADT
		15th	50th	Average	85th	95th	
SW 49th Ct	East Bound	12	18	17	22	24	344
SW 49th Ct	West Bound	12	18	17	23	24	334

# SPEED

SW 49th Ct E/O SW 90th Ave

Day: Tuesday  
Date: 6/6/2023

City: Cooper City  
Project #: FL23\_140259\_046w

## West Bound

Time	< 15	15 - 19	20 - 24	25 - 29	30 - 34	35 - 39	40 - 44	45 - 49	50 - 54	55 - 59	60 - 64	65 - 69	70 +	Total
00:00 AM	3	0	0	0	0	0	0	0	0	0	0	0	0	3
01:00	0	0	1	0	0	0	0	0	0	0	0	0	0	1
02:00	0	1	0	0	0	0	0	0	0	0	0	0	0	1
03:00	0	1	0	0	0	0	0	0	0	0	0	0	0	1
04:00	0	1	0	0	0	0	0	0	0	0	0	0	0	1
05:00	0	1	0	0	0	0	0	0	0	0	0	0	0	1
06:00	2	1	2	0	0	0	0	0	0	0	0	0	0	5
07:00	11	9	2	0	0	0	0	0	0	0	0	0	0	22
08:00	2	7	4	1	0	0	0	0	0	0	0	0	0	14
09:00	1	4	8	0	0	0	0	0	0	0	0	0	0	13
10:00	2	8	6	0	0	0	0	0	0	0	0	0	0	16
11:00	10	3	1	0	0	0	0	0	0	0	0	0	0	14
12:00 PM	3	7	8	1	0	0	0	0	0	0	0	0	0	19
13:00	3	9	7	0	0	0	0	0	0	0	0	0	0	19
14:00	7	15	3	0	0	0	0	0	0	0	0	0	0	25
15:00	4	14	8	1	0	0	0	0	0	0	0	0	0	27
16:00	9	20	10	0	0	0	0	0	0	0	0	0	0	39
17:00	9	22	10	1	0	0	0	0	0	0	0	0	0	42
18:00	2	10	5	1	0	0	0	0	0	0	0	0	0	18
19:00	4	5	4	0	0	0	0	0	0	0	0	0	0	13
20:00	0	10	6	0	0	0	0	0	0	0	0	0	0	16
21:00	2	2	5	1	0	0	0	0	0	0	0	0	0	10
22:00	1	7	3	0	0	0	0	0	0	0	0	0	0	11
23:00	0	2	1	0	0	0	0	0	0	0	0	0	0	3
<b>Totals</b>	<b>75</b>	<b>159</b>	<b>94</b>	<b>6</b>										<b>334</b>
<b>% of Totals</b>	22%	48%	28%	2%										100%

<b>AM Volumes</b>	31	36	24	1	0	0	0	0	0	0	0	0	0	92
<b>% AM</b>	9%	11%	7%	0%										28%
<b>AM Peak Hour</b>	07:00	07:00	09:00	08:00										07:00
<b>Volume</b>	11	9	8	1										22
<b>PM Volumes</b>	44	123	70	5	0	0	0	0	0	0	0	0	0	242
<b>% PM</b>	13%	37%	21%	1%										72%
<b>PM Peak Hour</b>	16:00	17:00	16:00	12:00										17:00
<b>Volume</b>	9	22	10	1										42

Directional Peak Periods All Speeds	AM 7-9		NOON 12-2		PM 4-6		Off Peak Volumes	
	Volume	%	Volume	%	Volume	%	Volume	%
	36	↔ 11%	38	↔ 11%	81	↔ 24%	179	↔ 54%

Street Name	Direction	Percentiles					ADT
		15th	50th	Average	85th	95th	
SW 49th Ct	East Bound	12	18	17	22	24	344
SW 49th Ct	West Bound	12	18	17	23	24	334



# SPEED

SW 49th Ct E/O SW 90th Ave

Day: Tuesday  
Date: 6/6/2023

City: Cooper City  
Project #: FL23\_140259\_046

## Summary

Time	< 15	15 - 19	20 - 24	25 - 29	30 - 34	35 - 39	40 - 44	45 - 49	50 - 54	55 - 59	60 - 64	65 - 69	70 +	Total
00:00 AM	4	0	0	0	0	0	0	0	0	0	0	0	0	4
01:00	0	0	1	0	0	0	0	0	0	0	0	0	0	1
02:00	0	2	1	0	0	0	0	0	0	0	0	0	0	3
03:00	0	2	1	0	0	0	0	0	0	0	0	0	0	3
04:00	1	2	0	0	0	0	0	0	0	0	0	0	0	3
05:00	1	6	4	0	0	0	0	0	0	0	0	0	0	11
06:00	3	7	5	1	0	0	0	0	0	0	0	0	0	16
07:00	19	42	10	1	0	0	0	0	0	0	0	0	0	72
08:00	7	23	11	1	0	0	0	0	0	0	0	0	0	42
09:00	3	15	11	0	0	0	0	0	0	0	0	0	0	29
10:00	5	18	16	2	0	0	0	0	0	0	0	0	0	41
11:00	16	9	3	1	0	0	0	0	0	0	0	0	0	29
12:00 PM	7	12	14	1	0	0	0	0	0	0	0	0	0	34
13:00	8	22	7	0	0	0	0	0	0	0	0	0	0	37
14:00	14	24	7	0	0	0	0	0	0	0	0	0	0	45
15:00	9	32	14	1	0	0	0	0	0	0	0	0	0	56
16:00	14	28	21	0	0	0	0	0	0	0	0	0	0	63
17:00	14	34	23	1	0	0	0	0	0	0	0	0	0	72
18:00	6	19	5	1	0	0	0	0	0	0	0	0	0	31
19:00	7	13	8	0	0	0	0	0	0	0	0	0	0	28
20:00	4	11	7	0	0	0	0	0	0	0	0	0	0	22
21:00	2	4	7	2	0	0	0	0	0	0	0	0	0	15
22:00	4	7	5	0	0	0	0	0	0	0	0	0	0	16
23:00	0	3	1	1	0	0	0	0	0	0	0	0	0	5
<b>Totals</b>	<b>148</b>	<b>335</b>	<b>182</b>	<b>13</b>										<b>678</b>
<b>% of Totals</b>	<b>22%</b>	<b>49%</b>	<b>27%</b>	<b>2%</b>										<b>100%</b>

<b>AM Volumes</b>	59	126	63	6	0	0	0	0	0	0	0	0	0	254
<b>% AM</b>	9%	19%	9%	1%										37%
<b>AM Peak Hour</b>	07:00	07:00	10:00	10:00										07:00
<b>Volume</b>	19	42	16	2										72
<b>PM Volumes</b>	89	209	119	7	0	0	0	0	0	0	0	0	0	424
<b>% PM</b>	13%	31%	18%	1%										63%
<b>PM Peak Hour</b>	14:00	17:00	17:00	21:00										17:00
<b>Volume</b>	14	34	23	2										72

Directional Peak Periods All Speeds	AM 7-9		NOON 12-2		PM 4-6		Off Peak Volumes	
	Volume	%	Volume	%	Volume	%	Volume	%
	114	↔ 17%	71	↔ 10%	135	↔ 20%	358	↔ 53%

Street Name	Direction	Percentiles					ADT
		15th	50th	Average	85th	95th	
SW 49th Ct	Summary	12	18	17	23	24	678

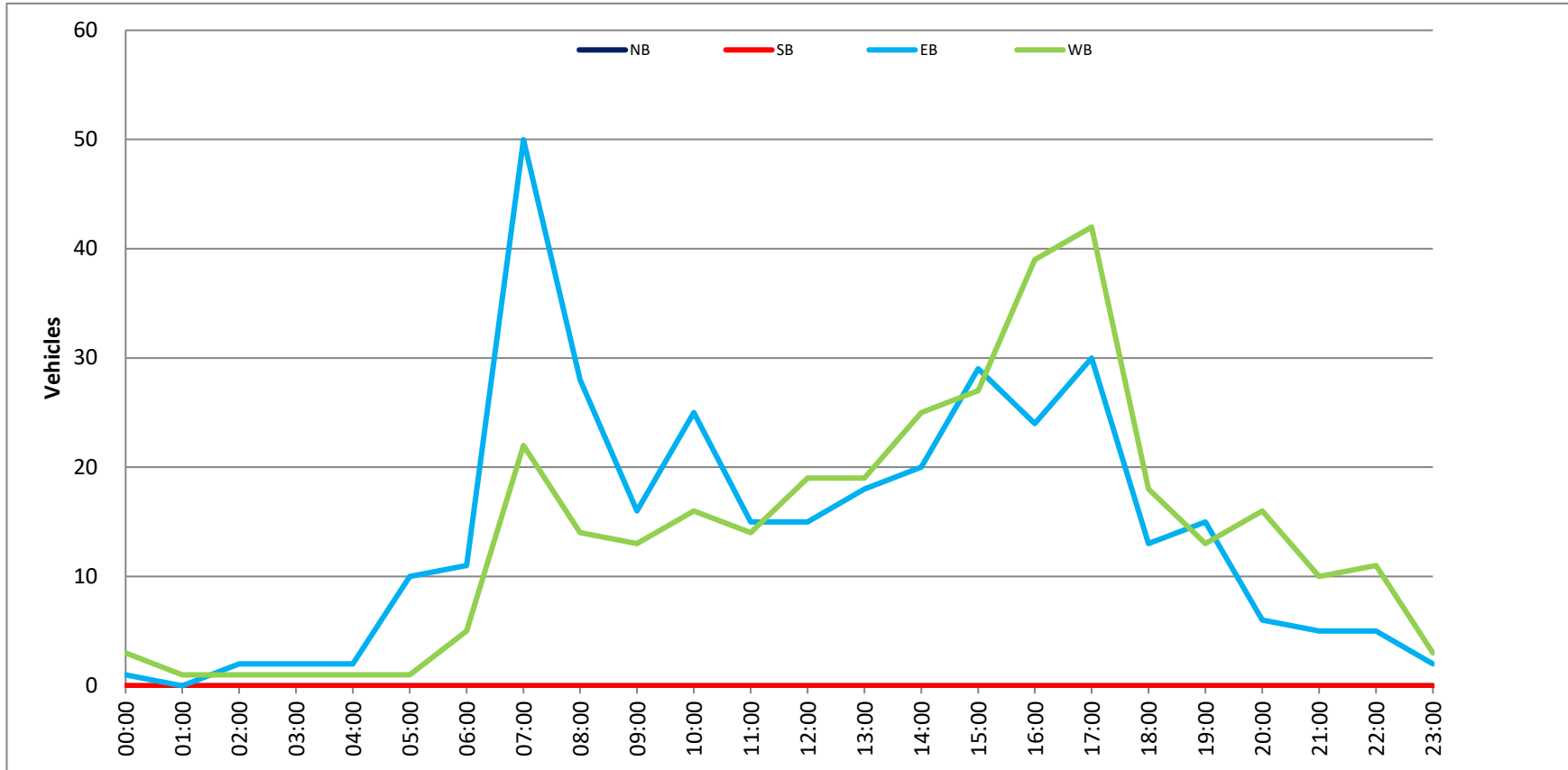
# VOLUME

SW 49th Ct E/O SW 90th Ave

Day: Tuesday  
Date: 6/6/2023

City: Cooper City  
Project #: FL23\_140259\_046

DAILY TOTALS										NB		SB		EB		WB		Total	
										0	0	344	334	678					
AM Period	NB	SB	EB	WB	TOTAL	PMI Period	NB	SB	EB	WB	TOTAL								
00:00	0	0	0	3	3	12:00	0	0	4	7	11								
00:15	0	0	1	0	1	12:15	0	0	0	7	7								
00:30	0	0	0	0	0	12:30	0	0	6	1	7								
00:45	0	0	0	3	4	12:45	0	0	5	15	19								
01:00	0	0	0	0	0	13:00	0	0	3	6	9								
01:15	0	0	0	0	0	13:15	0	0	4	5	9								
01:30	0	0	0	1	1	13:30	0	0	7	3	10								
01:45	0	0	0	0	0	13:45	0	0	4	18	19								
02:00	0	0	0	0	0	14:00	0	0	4	4	15								
02:15	0	0	1	0	1	14:15	0	0	4	2	6								
02:30	0	0	1	0	1	14:30	0	0	6	3	9								
02:45	0	0	0	1	3	14:45	0	0	6	20	25								
03:00	0	0	0	0	0	15:00	0	0	8	4	12								
03:15	0	0	0	0	0	15:15	0	0	7	3	10								
03:30	0	0	0	0	0	15:30	0	0	10	12	22								
03:45	0	0	2	1	3	15:45	0	0	4	29	27								
04:00	0	0	1	0	3	16:00	0	0	8	11	19								
04:15	0	0	0	1	1	16:15	0	0	4	10	14								
04:30	0	0	0	0	0	16:30	0	0	4	10	14								
04:45	0	0	1	1	3	16:45	0	0	8	24	16								
05:00	0	0	1	1	2	17:00	0	0	6	7	13								
05:15	0	0	3	0	3	17:15	0	0	11	9	20								
05:30	0	0	2	0	2	17:30	0	0	9	14	23								
05:45	0	0	4	0	4	17:45	0	0	4	30	16								
06:00	0	0	3	0	3	18:00	0	0	2	2	8								
06:15	0	0	2	1	3	18:15	0	0	4	5	7								
06:30	0	0	3	1	4	18:30	0	0	4	6	10								
06:45	0	0	3	3	6	18:45	0	0	5	13	18								
07:00	0	0	9	4	13	19:00	0	0	7	4	11								
07:15	0	0	10	6	16	19:15	0	0	4	2	6								
07:30	0	0	10	1	11	19:30	0	0	2	5	7								
07:45	0	0	21	11	32	19:45	0	0	2	15	13								
08:00	0	0	6	4	10	20:00	0	0	1	4	5								
08:15	0	0	7	5	12	20:15	0	0	2	1	3								
08:30	0	0	8	3	11	20:30	0	0	1	8	9								
08:45	0	0	7	2	9	20:45	0	0	2	6	5								
09:00	0	0	3	1	4	21:00	0	0	3	1	4								
09:15	0	0	6	8	14	21:15	0	0	1	1	1								
09:30	0	0	3	3	6	21:30	0	0	1	5	6								
09:45	0	0	4	1	5	21:45	0	0	1	3	4								
10:00	0	0	7	8	15	22:00	0	0	1	0	1								
10:15	0	0	9	5	14	22:15	0	0	1	3	4								
10:30	0	0	8	2	10	22:30	0	0	3	6	9								
10:45	0	0	1	2	3	22:45	0	0	5	2	7								
11:00	0	0	4	4	8	23:00	0	0	0	1	1								
11:15	0	0	2	4	6	23:15	0	0	0	0	0								
11:30	0	0	3	3	6	23:30	0	0	2	2	4								
11:45	0	0	6	3	9	23:45	0	0	2	0	2								
TOTALS	162	92	254	37.5%	TOTALS	182	242	424	42.9%	57.1%	62.5%								
SPLIT %	63.8%	36.2%																	
DAILY TOTALS										NB		SB		EB		WB		Total	
										0	0	344	334	678					
AM Peak Hour	07:00	07:45	07:00																
AM Pk Volume	50	23	72																
Pk Hr Factor	0.595	0.523	0.563																
7 - 9 Peak Hour	07:00	07:45	07:00																
7 - 9 Pk Volume	0	0	72																
Pk Hr Factor	0.000	0.000	0.563																
PMI Peak Hour	16:45	17:00	16:45																
PMI Pk Volume	34	42	72																
Pk Hr Factor	0.773	0.750	0.783																
4 - 6 Peak Hour	16:45	17:00	16:45																
4 - 6 Pk Volume	0	0	72																
Pk Hr Factor	0.000	0.000	0.783																



East Bound														
Time	< 15	15 - 19	20 - 24	25 - 29	30 - 34	35 - 39	40 - 44	45 - 49	50 - 54	55 - 59	60 - 64	65 - 69	70 +	Total
00:00 AM	0	0	0	0	0	0	0	0	0	0	0	0	0	0
00:15	0	0	1	0	0	0	0	0	0	0	0	0	0	1
00:30	0	0	0	0	0	0	0	0	0	0	0	0	0	0
00:45	0	0	0	0	0	0	0	0	0	0	0	0	0	0
01:00	0	0	0	0	0	0	0	0	0	0	0	0	0	0
01:15	0	0	0	0	0	0	0	0	0	0	0	0	0	0
01:30	0	0	0	0	0	0	0	0	0	0	0	0	0	0
01:45	0	0	0	0	0	0	0	0	0	0	0	0	0	0
02:00	0	0	0	0	0	0	0	0	0	0	0	0	0	0
02:15	0	0	0	0	0	0	0	0	0	0	0	0	0	0
02:30	0	0	0	0	0	0	0	0	0	0	0	0	0	0
02:45	0	0	0	0	0	0	0	0	0	0	0	0	0	0
03:00	0	0	1	0	0	0	0	0	0	0	0	0	0	1
03:15	0	0	0	0	0	0	0	0	0	0	0	0	0	0
03:30	0	1	0	0	0	0	0	0	0	0	0	0	0	1
03:45	0	0	0	0	0	0	0	0	0	0	0	0	0	0
04:00	0	0	0	0	0	0	0	0	0	0	0	0	0	0
04:15	0	0	0	0	0	0	0	0	0	0	0	0	0	0
04:30	0	0	0	0	0	0	0	0	0	0	0	0	0	0
04:45	0	1	0	0	0	0	0	0	0	0	0	0	0	1
05:00	0	0	0	0	0	0	0	0	0	0	0	0	0	0
05:15	0	0	0	0	0	0	0	0	0	0	0	0	0	0
05:30	1	0	1	0	0	0	0	0	0	0	0	0	0	2
05:45	1	0	2	0	0	0	0	0	0	0	0	0	0	3
06:00	0	1	1	0	0	0	0	0	0	0	0	0	0	2
06:15	0	0	1	0	0	0	0	0	0	0	0	0	0	1
06:30	1	1	2	0	0	0	0	0	0	0	0	0	0	4
06:45	0	2	2	0	0	0	0	0	0	0	0	0	0	4
07:00	0	5	3	0	0	0	0	0	0	0	0	0	0	8
07:15	3	6	0	0	0	0	0	0	0	0	0	0	0	9
07:30	1	10	3	0	0	0	0	0	0	0	0	0	0	14
07:45	1	11	4	0	0	0	0	0	0	0	0	0	0	16
08:00	1	1	1	0	0	0	0	0	0	0	0	0	0	3
08:15	2	6	2	0	0	0	0	0	0	0	0	0	0	10
08:30	0	3	4	0	0	0	0	0	0	0	0	0	0	7
08:45	1	5	0	0	0	0	0	0	0	0	0	0	0	6
09:00	0	2	0	0	0	0	0	0	0	0	0	0	0	2
09:15	2	4	1	0	0	0	0	0	0	0	0	0	0	7
09:30	0	6	2	0	0	0	0	0	0	0	0	0	0	8
09:45	0	3	0	0	0	0	0	0	0	0	0	0	0	3
10:00	1	2	1	0	0	0	0	0	0	0	0	0	0	4
10:15	1	2	4	0	0	0	0	0	0	0	0	0	0	7
10:30	0	2	1	0	0	0	0	0	0	0	0	0	0	3
10:45	0	4	2	0	0	0	0	0	0	0	0	0	0	6
11:00	0	2	5	0	0	0	0	0	0	0	0	0	0	7
11:15	2	3	1	0	0	0	0	0	0	0	0	0	0	6
11:30	0	0	2	0	0	0	0	0	0	0	0	0	0	2
11:45	0	3	4	0	0	0	0	0	0	0	0	0	0	7
12:00 PM	0	5	2	0	0	0	0	0	0	0	0	0	0	7
12:15	0	5	0	0	0	0	0	0	0	0	0	0	0	5
12:30	1	5	0	0	0	0	0	0	0	0	0	0	0	6
12:45	0	1	1	0	0	0	0	0	0	0	0	0	0	2
13:00	1	3	1	0	0	0	0	0	0	0	0	0	0	5
13:15	0	1	0	0	0	0	0	0	0	0	0	0	0	1
13:30	1	1	2	0	0	0	0	0	0	0	0	0	0	4
13:45	0	4	2	0	0	0	0	0	0	0	0	0	0	6
14:00	0	1	3	0	0	0	0	0	0	0	0	0	0	4
14:15	0	3	3	0	0	0	0	0	0	0	0	0	0	6
14:30	3	1	2	0	0	0	0	0	0	0	0	0	0	6
14:45	5	2	2	0	0	0	0	0	0	0	0	0	0	9
15:00	0	0	0	0	0	0	0	0	0	0	0	0	0	0
15:15	3	4	2	0	0	0	0	0	0	0	0	0	0	9
15:30	0	1	2	0	0	0	0	0	0	0	0	0	0	3
15:45	1	3	2	0	0	0	0	0	0	0	0	0	0	6
16:00	1	1	3	0	0	0	0	0	0	0	0	0	0	5
16:15	2	4	1	0	0	0	0	0	0	0	0	0	0	7
16:30	0	3	1	0	0	0	0	0	0	0	0	0	0	4
16:45	0	4	2	0	0	0	0	0	0	0	0	0	0	6
17:00	1	5	2	0	0	0	0	0	0	0	0	0	0	8
17:15	0	3	2	0	0	0	0	0	0	0	0	0	0	5
17:30	1	5	0	0	0	0	0	0	0	0	0	0	0	6
17:45	2	4	2	0	0	0	0	0	0	0	0	0	0	8
18:00	2	2	0	0	0	0	0	0	0	0	0	0	0	4
18:15	0	2	2	0	0	0	0	0	0	0	0	0	0	4
18:30	1	2	1	0	0	0	0	0	0	0	0	0	0	4
18:45	4	9	0	0	0	0	0	0	0	0	0	0	0	13
19:00	2	6	0	0	0	0	0	0	0	0	0	0	0	8
19:15	4	1	1	0	0	0	0	0	0	0	0	0	0	6
19:30	1	3	6	0	0	0	0	0	0	0	0	0	0	10
19:45	2	3	0	0	0	0	0	0	0	0	0	0	0	5
20:00	1	3	0	0	0	0	0	0	0	0	0	0	0	4
20:15	2	1	1	0	0	0	0	0	0	0	0	0	0	4
20:30	1	4	0	0	0	0	0	0	0	0	0	0	0	5
20:45	0	0	0	0	0	0	0	0	0	0	0	0	0	0
21:00	0	2	1	0	0	0	0	0	0	0	0	0	0	3
21:15	1	1	1	0	0	0	0	0	0	0	0	0	0	3
21:30	0	0	0	0	0	0	0	0	0	0	0	0	0	0
21:45	0	1	0	0	0	0	0	0	0	0	0	0	0	1
22:00	0	2	0	0	0	0	0	0	0	0	0	0	0	2
22:15	0	1	1	0	0	0	0	0	0	0	0	0	0	2
22:30	0	1	0	0	0	0	0	0	0	0	0	0	0	1
22:45	0	1	0	0	0	0	0	0	0	0	0	0	0	1
23:00	1	0	0	0	0	0	0	0	0	0	0	0	0	1
23:15	0	0	0	0	0	0	0	0	0	0	0	0	0	0
23:30	0	0	0	0	0	0	0	0	0	0	0	0	0	0
23:45	0	0	1	0	0	0	0	0	0	0	0	0	0	1
<b>Totals</b>	<b>62</b>	<b>200</b>	<b>104</b>	<b>2</b>										<b>368</b>
<b>% of Totals</b>	<b>17%</b>	<b>54%</b>	<b>28%</b>	<b>1%</b>										<b>100%</b>
<b>AM Volumes</b>	38	88	52	1	0	0	0	0	0	0	0	0	0	157
<b>% AM</b>	5%	23%	14%	0%										43%
<b>AM Peak Hour</b>	07:15	07:30	10:15	08:30										07:00
<b>Volume</b>	6	32	12	1										42
<b>PM Volumes</b>	44	114	52	1	0	0	0	0	0	0	0	0	0	231
<b>% PM</b>	12%	31%	14%	0%										57%
<b>PM Peak Hour</b>	16:30	18:15	13:30	17:00										18:45
<b>Volume</b>	11	49	10	1										37
<b>Directional Peak Periods</b>														
<b>All Classes</b>														
<b>Volume</b>	73					36			50				209	
<b>%</b>						10%			14%				57%	

Street Name	Direction	Percentiles					ADT
		15th	50th	Average	85th	95th	
SW 49th Ct	East Bound	14	18	18	22	24	368
SW 49th Ct	West Bound	13	18	18	23	25	354

**SPEED**

SW 49th Ct E/O SW 90th Ave

Day: Wednesday  
Date: 6/7/2023

City: Cooper City  
Project #: FL23\_140259\_046w

Time	< 15	15 - 19	20 - 24	25 - 29	30 - 34	35 - 39	40 - 44	45 - 49	50 - 54	55 - 59	60 - 64	65 - 69	70 +	Total
00:00 AM	0	1	1	0	0	0	0	0	0	0	0	0	0	2
00:15	0	0	0	0	0	0	0	0	0	0	0	0	0	0
00:30	0	0	0	0	0	0	0	0	0	0	0	0	0	0
00:45	0	0	0	0	0	0	0	0	0	0	0	0	0	0
01:00	0	1	1	0	0	0	0	0	0	0	0	0	0	2
01:15	0	0	0	0	0	0	0	0	0	0	0	0	0	0
01:30	0	0	0	0	0	0	0	0	0	0	0	0	0	0
01:45	0	0	0	0	0	0	0	0	0	0	0	0	0	0
02:00	0	0	0	0	0	0	0	0	0	0	0	0	0	0
02:15	0	0	0	0	0	0	0	0	0	0	0	0	0	0
02:30	0	0	0	0	0	0	0	0	0	0	0	0	0	0
02:45	0	0	0	0	0	0	0	0	0	0	0	0	0	0
03:00	0	0	0	0	0	0	0	0	0	0	0	0	0	0
03:15	0	0	0	0	0	0	0	0	0	0	0	0	0	0
03:30	0	0	0	0	0	0	0	0	0	0	0	0	0	0
03:45	0	0	0	0	0	0	0	0	0	0	0	0	0	0
04:00	0	0	0	0	0	0	0	0	0	0	0	0	0	0
04:15	0	0	0	0	0	0	0	0	0	0	0	0	0	0
04:30	0	0	0	0	0	0	0	0	0	0	0	0	0	0
04:45	0	1	0	0	0	0	0	0	0	0	0	0	0	1
05:00	0	0	0	0	0	0	0	0	0	0	0	0	0	0
05:15	0	0	0	0	0	0	0	0	0	0	0	0	0	0
05:30	0	1	0	0	0	0	0	0	0	0	0	0	0	1
05:45	0	0	0	0	0	0	0	0	0	0	0	0	0	0
06:00	0	0	0	0	0	0	0	0	0	0	0	0	0	0
06:15	0	0	0	0	0	0	0	0	0	0	0	0	0	0
06:30	0	0	2	0	0	0	0	0	0	0	0	0	0	2
06:45	2	0	1	0	0	0	0	0	0	0	0	0	0	3
07:00	0	2	1	0	0	0	0	0	0	0	0	0	0	3
07:15	0	2	2	0	0	0	0	0	0	0	0	0	0	4
07:30	0	2	0	0	0	0	0	0	0	0	0	0	0	2
07:45	1	4	1	0	0	0	0	0	0	0	0	0	0	6
08:00	0	5	2	0	0	0	0	0	0	0	0	0	0	7
08:15	2	0	2	0	0	0	0	0	0	0	0	0	0	4
08:30	1	2	3	0	0	0	0	0	0	0	0	0	0	6
08:45	0	6	0	0	0	0	0	0	0	0	0	0	0	6
09:00	0	1	0	0	0	0	0	0	0	0	0	0	0	1
09:15	0	3	1	0	0	0	0	0	0	0	0	0	0	4
09:30	0	2	0	0	0	0	0	0	0	0	0	0	0	2
09:45	1	1	2	0	0	0	0	0	0	0	0	0	0	4
10:00	3	2	2	0	0	0	0	0	0	0	0	0	0	7
10:15	1	0	1	0	0	0	0	0	0	0	0	0	0	2
10:30	2	3	1	1	0	0	0	0	0	0	0	0	0	7
10:45	1	1	3	0	0	0	0	0	0	0	0	0	0	5
11:00	0	1	0	0	0	0	0	0	0	0	0	0	0	1
11:15	0	1	1	0	0	0	0	0	0	0	0	0	0	2
11:30	1	3	3	0	0	0	0	0	0	0	0	0	0	7
11:45	1	4	0	0	0	0	0	0	0	0	0	0	0	5
12:00 PM	1	3	0	0	0	0	0	0	0	0	0	0	0	4
12:15	1	0	2	0	0	0	0	0	0	0	0	0	0	3
12:30	2	2	3	1	0	0	0	0	0	0	0	0	0	8
12:45	0	2	2	0	0	0	0	0	0	0	0	0	0	4
13:00	2	2	0	0	0	0	0	0	0	0	0	0	0	4
13:15	0	4	1	0	0	0	0	0	0	0	0	0	0	5
13:30	1	0	3	1	0	0	0	0	0	0	0	0	0	5
13:45	1	2	0	0	0	0	0	0	0	0	0	0	0	3
14:00	2	7	3	0	0	0	0	0	0	0	0	0	0	12
14:15	0	6	0	0	0	0	0	0	0	0	0	0	0	6
14:30	3	1	0	0	0	0	0	0	0	0	0	0	0	4
14:45	0	0	1	0	0	0	0	0	0	0	0	0	0	1
15:00	2	4	2	1	0	0	0	0	0	0	0	0	0	9
15:15	0	4	4	0	0	0	0	0	0	0	0	0	0	8
15:30	0	5	2	0	0	0	0	0	0	0	0	0	0	7
15:45	0	3	1	1	0	0	0	0	0	0	0	0	0	5
16:00	0	5	0	1	0	0	0	0	0	0	0	0	0	6
16:15	2	1	4	0	0	0	0	0	0	0	0	0	0	7
16:30	0	3	4	0	0	0	0	0	0	0	0	0	0	7
16:45	2	4	3	0	0	0	0	0	0	0	0	0	0	9
17:00	0	2	3	0	0	0	0	0	0	0	0	0	0	5
17:15	0	4	3	1	0	0	0	0	0	0	0	0	0	8
17:30	3	6	2	1	0	0	0	0	0	0	0	0	0	12
17:45	2	3	3	0	0	0	0	0	0	0	0	0	0	8
18:00	0	4	3	0	0	0	0	0	0	0	0	0	0	7
18:15	0	4	4	1	0	0	0	0	0	0	0	0	0	9
18:30	0	3	1	0	0	0	0	0	0	0	0	0	0	4
18:45	3	1	2	0	0	0	0	0	0	0	0	0	0	6
19:00	4	8	0	0	0	0	0	0	0	0	0	0	0	12
19:15	4	1	1	0	0	0	0	0	0	0	0	0	0	6
19:30	2	5	2	1	0	0	0	0	0	0	0	0	0	10
19:45	2	5	1	0	0	0	0	0	0	0	0	0	0	8
20:00	3	5	1	0	0	0	0	0	0	0	0	0	0	9
20:15	0	0	5	0	0	0	0	0	0	0	0	0	0	5
20:30	1	2	0	0	0	0	0	0	0	0	0	0	0	4
20:45	0	3	1	0	0	0	0	0	0	0	0	0	0	4
21:00	0	2	0	0	0	0	0	0	0	0	0	0	0	2
21:15	0	0	0	0	0	0	0	0	0	0	0	0	0	0
21:30	1	3	1	0	0	0	0	0	0	0	0	0	0	5
21:45	1	3	0	0	0	0	0	0	0	0	0	0	0	4
22:00	0	1	2	0	0	0	0	0	0	0	0	0	0	3
22:15	2	1	0	0	0	0	0	0	0	0	0	0	0	3
22:30	1	0	0	0	0	0	0	0	0	0	0	0	0	1
22:45	0	1	0	0	0	0	0	0	0	0	0	0	0	1
23:00	1	1	1	0	0	0	0	0	0	0	0	0	0	3
23:15	1	0	0	0	0	0	0	0	0	0	0	0	0	1
23:30	0	1	1	0	0	0	0	0	0	0	0	0	0	2
23:45	0	2	0	0	0	0	0	0	0	0	0	0	0	2
<b>Totals</b>	<b>66</b>	<b>178</b>	<b>99</b>	<b>10</b>										<b>354</b>
<b>% of Totals</b>	<b>19%</b>	<b>51%</b>	<b>28%</b>	<b>3%</b>										<b>100%</b>

Directional Peak Periods	AM 7-9	NOON 12-2	PM 4-6	Off Peak Volumes
All Classes	Volume 38 ← → 11%	Volume 33 ← → 9%	Volume 62 ← → 18%	Volume 221 ← → 62%

Street Name	Direction	Percentiles					
		15th	50th	Average	85th	95th	ADT
SW 49th Ct	East Bound	14	18	18	22	24	368
SW 49th Ct	West Bound	13	18	18	23	25	354

Summary

Time	< 15	15 - 19	20 - 24	25 - 29	30 - 34	35 - 39	40 - 44	45 - 49	50 - 54	55 - 59	60 - 64	65 - 69	70 +	Total
00:00 AM	0	1	1	0	0	0	0	0	0	0	0	0	0	2
00:15	0	0	1	0	0	0	0	0	0	0	0	0	0	1
00:30	0	0	0	0	0	0	0	0	0	0	0	0	0	0
00:45	0	0	0	0	0	0	0	0	0	0	0	0	0	0
01:00	0	1	1	0	0	0	0	0	0	0	0	0	0	2
01:15	0	0	0	0	0	0	0	0	0	0	0	0	0	0
01:30	0	0	0	0	0	0	0	0	0	0	0	0	0	0
01:45	0	0	0	0	0	0	0	0	0	0	0	0	0	0
02:00	0	0	0	0	0	0	0	0	0	0	0	0	0	0
02:15	0	0	0	0	0	0	0	0	0	0	0	0	0	0
02:30	0	0	0	0	0	0	0	0	0	0	0	0	0	0
02:45	0	0	0	0	0	0	0	0	0	0	0	0	0	0
03:00	0	0	1	0	0	0	0	0	0	0	0	0	0	1
03:15	0	0	0	0	0	0	0	0	0	0	0	0	0	0
03:30	0	1	0	0	0	0	0	0	0	0	0	0	0	1
03:45	0	0	0	0	0	0	0	0	0	0	0	0	0	0
04:00	0	0	0	0	0	0	0	0	0	0	0	0	0	0
04:15	0	0	0	0	0	0	0	0	0	0	0	0	0	0
04:30	0	0	0	0	0	0	0	0	0	0	0	0	0	0
04:45	0	2	0	0	0	0	0	0	0	0	0	0	0	2
05:00	0	0	0	0	0	0	0	0	0	0	0	0	0	0
05:15	0	0	0	0	0	0	0	0	0	0	0	0	0	0
05:30	1	1	1	0	0	0	0	0	0	0	0	0	0	3
05:45	1	0	2	0	0	0	0	0	0	0	0	0	0	3
06:00	0	1	1	0	0	0	0	0	0	0	0	0	0	2
06:15	0	0	1	0	0	0	0	0	0	0	0	0	0	1
06:30	1	1	4	0	0	0	0	0	0	0	0	0	0	6
06:45	1	2	3	0	0	0	0	0	0	0	0	0	0	7
07:00	0	7	4	0	0	0	0	0	0	0	0	0	0	11
07:15	3	8	2	0	0	0	0	0	0	0	0	0	0	13
07:30	1	12	3	0	0	0	0	0	0	0	0	0	0	16
07:45	2	15	5	0	0	0	0	0	0	0	0	0	0	22
08:00	1	6	3	0	0	0	0	0	0	0	0	0	0	10
08:15	4	6	4	0	0	0	0	0	0	0	0	0	0	14
08:30	1	5	7	0	0	0	0	0	0	0	0	0	0	13
08:45	1	11	0	0	0	0	0	0	0	0	0	0	0	12
09:00	0	3	0	0	0	0	0	0	0	0	0	0	0	3
09:15	2	7	2	0	0	0	0	0	0	0	0	0	0	11
09:30	0	8	2	0	0	0	0	0	0	0	0	0	0	10
09:45	1	4	2	0	0	0	0	0	0	0	0	0	0	7
10:00	4	4	3	0	0	0	0	0	0	0	0	0	0	11
10:15	2	2	5	0	0	0	0	0	0	0	0	0	0	9
10:30	2	5	2	1	0	0	0	0	0	0	0	0	0	10
10:45	1	5	5	0	0	0	0	0	0	0	0	0	0	11
11:00	0	3	5	0	0	0	0	0	0	0	0	0	0	8
11:15	2	4	2	0	0	0	0	0	0	0	0	0	0	8
11:30	1	3	5	0	0	0	0	0	0	0	0	0	0	9
11:45	1	7	4	0	0	0	0	0	0	0	0	0	0	12
12:00 PM	1	8	2	0	0	0	0	0	0	0	0	0	0	11
12:15	1	5	2	0	0	0	0	0	0	0	0	0	0	8
12:30	3	7	3	1	0	0	0	0	0	0	0	0	0	14
12:45	0	3	3	0	0	0	0	0	0	0	0	0	0	6
13:00	3	5	1	0	0	0	0	0	0	0	0	0	0	9
13:15	0	5	1	0	0	0	0	0	0	0	0	0	0	6
13:30	2	1	3	0	0	0	0	0	0	0	0	0	0	6
13:45	1	6	2	0	0	0	0	0	0	0	0	0	0	9
14:00	2	8	6	0	0	0	0	0	0	0	0	0	0	16
14:15	0	9	3	0	0	0	0	0	0	0	0	0	0	12
14:30	6	2	2	0	0	0	0	0	0	0	0	0	0	10
14:45	5	2	3	0	0	0	0	0	0	0	0	0	0	10
15:00	2	4	2	0	0	0	0	0	0	0	0	0	0	8
15:15	3	8	6	0	0	0	0	0	0	0	0	0	0	17
15:30	0	6	4	0	0	0	0	0	0	0	0	0	0	10
15:45	1	6	3	1	0	0	0	0	0	0	0	0	0	11
16:00	1	6	3	1	0	0	0	0	0	0	0	0	0	11
16:15	4	5	5	0	0	0	0	0	0	0	0	0	0	14
16:30	0	6	5	0	0	0	0	0	0	0	0	0	0	11
16:45	2	8	5	0	0	0	0	0	0	0	0	0	0	15
17:00	1	7	5	0	0	0	0	0	0	0	0	0	0	13
17:15	0	7	5	1	0	0	0	0	0	0	0	0	0	13
17:30	4	11	2	1	0	0	0	0	0	0	0	0	0	18
17:45	4	7	5	1	0	0	0	0	0	0	0	0	0	17
18:00	2	6	3	0	0	0	0	0	0	0	0	0	0	11
18:15	0	6	6	1	0	0	0	0	0	0	0	0	0	13
18:30	1	5	2	0	0	0	0	0	0	0	0	0	0	8
18:45	7	10	2	0	0	0	0	0	0	0	0	0	0	19
19:00	6	14	0	0	0	0	0	0	0	0	0	0	0	20
19:15	8	2	2	0	0	0	0	0	0	0	0	0	0	12
19:30	3	8	8	1	0	0	0	0	0	0	0	0	0	20
19:45	4	8	1	0	0	0	0	0	0	0	0	0	0	13
20:00	4	8	1	0	0	0	0	0	0	0	0	0	0	13
20:15	2	1	6	0	0	0	0	0	0	0	0	0	0	9
20:30	2	7	0	0	0	0	0	0	0	0	0	0	0	9
20:45	0	3	1	0	0	0	0	0	0	0	0	0	0	4
21:00	0	4	1	0	0	0	0	0	0	0	0	0	0	5
21:15	1	1	1	0	0	0	0	0	0	0	0	0	0	3
21:30	1	3	1	0	0	0	0	0	0	0	0	0	0	5
21:45	1	4	0	0	0	0	0	0	0	0	0	0	0	5
22:00	0	3	2	0	0	0	0	0	0	0	0	0	0	5
22:15	2	2	1	0	0	0	0	0	0	0	0	0	0	5
22:30	1	1	0	0	0	0	0	0	0	0	0	0	0	2
22:45	0	2	0	0	0	0	0	0	0	0	0	0	0	2
23:00	2	1	1	0	0	0	0	0	0	0	0	0	0	4
23:15	1	0	0	0	0	0	0	0	0	0	0	0	0	1
23:30	0	1	1	0	0	0	0	0	0	0	0	0	0	2
23:45	0	2	1	0	0	0	0	0	0	0	0	0	0	3
<b>Totals</b>	<b>128</b>	<b>378</b>	<b>203</b>	<b>12</b>										<b>722</b>
<b>% of Totals</b>	<b>18%</b>	<b>52%</b>	<b>28%</b>	<b>2%</b>										<b>100%</b>

<b>AM Volumes</b>	34	133	81	3	0	0	0	0	0	0	0	0	0	253
<b>% AM</b>	5%	19%	11%	0%										35%
<b>AM Peak Hour</b>	07:00	07:45	08:15	08:45										07:00
<b>Volume</b>	9	42	19	1										62
<b>PM Volumes</b>	94	244	122	9	0	0	0	0	0	0	0	0	0	469
<b>% PM</b>	13%	34%	17%	1%										65%
<b>PM Peak Hour</b>	18:45	18:15	16:15	17:00										18:45
<b>Volume</b>	24	35	20	3										71
<b>Directional Peak Periods</b>	<b>AM 7-9</b>				<b>NOON 12-2</b>				<b>PM 4-6</b>				<b>Off Peak Volumes</b>	
<b>All Classes</b>	Volume	%	Volume	%	Volume	%	Volume	%	Volume	%	Volume	%	Volume	%
	111	15%	69	10%	112	16%	430	60%						

Street Name	Direction	Percentiles					
		15th	50th	Average	85th	95th	ADT
SW 49th Ct	Summary	13	18	18	23	24	722

# SPEED

SW 49th Ct E/O SW 90th Ave

Day: Wednesday

Date: 6/7/2023

City: Cooper City

Project #: FL23\_140259\_046e

## East Bound

Time	< 15	15 - 19	20 - 24	25 - 29	30 - 34	35 - 39	40 - 44	45 - 49	50 - 54	55 - 59	60 - 64	65 - 69	70 +	Total
00:00 AM	0	0	1	0	0	0	0	0	0	0	0	0	0	1
01:00	0	0	0	0	0	0	0	0	0	0	0	0	0	0
02:00	0	0	0	0	0	0	0	0	0	0	0	0	0	0
03:00	0	1	1	0	0	0	0	0	0	0	0	0	0	2
04:00	0	1	0	0	0	0	0	0	0	0	0	0	0	1
05:00	2	0	4	0	0	0	0	0	0	0	0	0	0	6
06:00	1	4	6	0	0	0	0	0	0	0	0	0	0	11
07:00	5	32	10	0	0	0	0	0	0	0	0	0	0	47
08:00	4	15	7	0	0	0	0	0	0	0	0	0	0	26
09:00	2	15	3	1	0	0	0	0	0	0	0	0	0	21
10:00	2	10	8	0	0	0	0	0	0	0	0	0	0	20
11:00	2	8	12	0	0	0	0	0	0	0	0	0	0	22
12:00 PM	1	16	3	0	0	0	0	0	0	0	0	0	0	20
13:00	2	9	5	0	0	0	0	0	0	0	0	0	0	16
14:00	8	7	10	0	0	0	0	0	0	0	0	0	0	25
15:00	4	8	6	0	0	0	0	0	0	0	0	0	0	18
16:00	3	12	7	0	0	0	0	0	0	0	0	0	0	22
17:00	4	17	6	1	0	0	0	0	0	0	0	0	0	28
18:00	7	15	3	0	0	0	0	0	0	0	0	0	0	25
19:00	9	13	7	0	0	0	0	0	0	0	0	0	0	29
20:00	4	8	1	0	0	0	0	0	0	0	0	0	0	13
21:00	1	4	2	0	0	0	0	0	0	0	0	0	0	7
22:00	0	5	1	0	0	0	0	0	0	0	0	0	0	6
23:00	1	0	1	0	0	0	0	0	0	0	0	0	0	2
<b>Totals</b>	<b>62</b>	<b>200</b>	<b>104</b>	<b>2</b>										<b>368</b>
<b>% of Totals</b>	<b>17%</b>	<b>54%</b>	<b>28%</b>	<b>1%</b>										<b>100%</b>

<b>AM Volumes</b>	18	86	52	1	0	0	0	0	0	0	0	0	0	157
<b>% AM</b>	5%	23%	14%	0%										43%
<b>AM Peak Hour</b>	07:00	07:00	11:00	09:00										07:00
<b>Volume</b>	5	32	12	1										47
<b>PM Volumes</b>	44	114	52	1	0	0	0	0	0	0	0	0	0	211
<b>% PM</b>	12%	31%	14%	0%										57%
<b>PM Peak Hour</b>	19:00	17:00	14:00	17:00										19:00
<b>Volume</b>	9	17	10	1										29

Directional Peak Periods All Speeds	AM 7-9		NOON 12-2		PM 4-6		Off Peak Volumes	
	Volume	%	Volume	%	Volume	%	Volume	%
	73	↔ 20%	36	↔ 10%	50	↔ 14%	209	↔ 57%

Street Name	Direction	Percentiles					ADT
		15th	50th	Average	85th	95th	
SW 49th Ct	East Bound	14	18	18	22	24	368
SW 49th Ct	West Bound	13	18	18	23	25	354

# SPEED

SW 49th Ct E/O SW 90th Ave

Day: Wednesday

Date: 6/7/2023

City: Cooper City

Project #: FL23\_140259\_046w

## West Bound

Time	< 15	15 - 19	20 - 24	25 - 29	30 - 34	35 - 39	40 - 44	45 - 49	50 - 54	55 - 59	60 - 64	65 - 69	70 +	Total
00:00 AM	0	1	1	0	0	0	0	0	0	0	0	0	0	2
01:00	0	1	0	1	0	0	0	0	0	0	0	0	0	2
02:00	0	0	0	0	0	0	0	0	0	0	0	0	0	0
03:00	0	0	0	0	0	0	0	0	0	0	0	0	0	0
04:00	0	1	0	0	0	0	0	0	0	0	0	0	0	1
05:00	0	1	0	0	0	0	0	0	0	0	0	0	0	1
06:00	2	0	3	0	0	0	0	0	0	0	0	0	0	5
07:00	1	10	4	0	0	0	0	0	0	0	0	0	0	15
08:00	3	13	7	0	0	0	0	0	0	0	0	0	0	23
09:00	1	7	3	0	0	0	0	0	0	0	0	0	0	11
10:00	7	6	7	1	0	0	0	0	0	0	0	0	0	21
11:00	2	9	4	0	0	0	0	0	0	0	0	0	0	15
12:00 PM	4	7	7	1	0	0	0	0	0	0	0	0	0	19
13:00	4	8	2	0	0	0	0	0	0	0	0	0	0	14
14:00	5	14	4	0	0	0	0	0	0	0	0	0	0	23
15:00	2	16	9	2	0	0	0	0	0	0	0	0	0	29
16:00	4	13	11	1	0	0	0	0	0	0	0	0	0	29
17:00	5	15	11	2	0	0	0	0	0	0	0	0	0	33
18:00	3	12	10	1	0	0	0	0	0	0	0	0	0	26
19:00	12	19	4	1	0	0	0	0	0	0	0	0	0	36
20:00	4	11	7	0	0	0	0	0	0	0	0	0	0	22
21:00	2	8	1	0	0	0	0	0	0	0	0	0	0	11
22:00	3	3	2	0	0	0	0	0	0	0	0	0	0	8
23:00	2	4	2	0	0	0	0	0	0	0	0	0	0	8
<b>Totals</b>	<b>66</b>	<b>179</b>	<b>99</b>	<b>10</b>										<b>354</b>
<b>% of Totals</b>	19%	51%	28%	3%										100%

<b>AM Volumes</b>	16	49	29	2	0	0	0	0	0	0	0	0	0	96
<b>% AM</b>	5%	14%	8%	1%										27%
<b>AM Peak Hour</b>	10:00	08:00	08:00	01:00										08:00
<b>Volume</b>	7	13	7	1										23
<b>PM Volumes</b>	50	130	70	8	0	0	0	0	0	0	0	0	0	258
<b>% PM</b>	14%	37%	20%	2%										73%
<b>PM Peak Hour</b>	19:00	19:00	16:00	15:00										19:00
<b>Volume</b>	12	19	11	2										36

Directional Peak Periods All Speeds	AM 7-9		NOON 12-2		PM 4-6		Off Peak Volumes	
	Volume	%	Volume	%	Volume	%	Volume	%
	38	↔ 11%	33	↔ 9%	62	↔ 18%	221	↔ 62%

Street Name	Direction	Percentiles					ADT
		15th	50th	Average	85th	95th	
SW 49th Ct	East Bound	14	18	18	22	24	368
SW 49th Ct	West Bound	13	18	18	23	25	354



# SPEED

SW 49th Ct E/O SW 90th Ave

Day: Wednesday

Date: 6/7/2023

City: Cooper City

Project #: FL23\_140259\_046

## Summary

Time	< 15	15 - 19	20 - 24	25 - 29	30 - 34	35 - 39	40 - 44	45 - 49	50 - 54	55 - 59	60 - 64	65 - 69	70 +	Total
00:00 AM	0	1	2	0	0	0	0	0	0	0	0	0	0	3
01:00	0	1	0	1	0	0	0	0	0	0	0	0	0	2
02:00	0	0	0	0	0	0	0	0	0	0	0	0	0	0
03:00	0	1	1	0	0	0	0	0	0	0	0	0	0	2
04:00	0	2	0	0	0	0	0	0	0	0	0	0	0	2
05:00	2	1	4	0	0	0	0	0	0	0	0	0	0	7
06:00	3	4	9	0	0	0	0	0	0	0	0	0	0	16
07:00	6	42	14	0	0	0	0	0	0	0	0	0	0	62
08:00	7	28	14	0	0	0	0	0	0	0	0	0	0	49
09:00	3	22	6	1	0	0	0	0	0	0	0	0	0	32
10:00	9	16	15	1	0	0	0	0	0	0	0	0	0	41
11:00	4	17	16	0	0	0	0	0	0	0	0	0	0	37
12:00 PM	5	23	10	1	0	0	0	0	0	0	0	0	0	39
13:00	6	17	7	0	0	0	0	0	0	0	0	0	0	30
14:00	13	21	14	0	0	0	0	0	0	0	0	0	0	48
15:00	6	24	15	2	0	0	0	0	0	0	0	0	0	47
16:00	7	25	18	1	0	0	0	0	0	0	0	0	0	51
17:00	9	32	17	3	0	0	0	0	0	0	0	0	0	61
18:00	10	27	13	1	0	0	0	0	0	0	0	0	0	51
19:00	21	32	11	1	0	0	0	0	0	0	0	0	0	65
20:00	8	19	8	0	0	0	0	0	0	0	0	0	0	35
21:00	3	12	3	0	0	0	0	0	0	0	0	0	0	18
22:00	3	8	3	0	0	0	0	0	0	0	0	0	0	14
23:00	3	4	3	0	0	0	0	0	0	0	0	0	0	10
<b>Totals</b>	<b>128</b>	<b>379</b>	<b>203</b>	<b>12</b>										<b>722</b>
<b>% of Totals</b>	<b>18%</b>	<b>52%</b>	<b>28%</b>	<b>2%</b>										<b>100%</b>

<b>AM Volumes</b>	34	135	81	3	0	0	0	0	0	0	0	0	0	253
<b>% AM</b>	5%	19%	11%	0%										35%
<b>AM Peak Hour</b>	10:00	07:00	11:00	01:00										07:00
<b>Volume</b>	9	42	16	1										62
<b>PM Volumes</b>	94	244	122	9	0	0	0	0	0	0	0	0	0	469
<b>% PM</b>	13%	34%	17%	1%										65%
<b>PM Peak Hour</b>	19:00	17:00	16:00	17:00										19:00
<b>Volume</b>	21	32	18	3										65

Directional Peak Periods All Speeds	AM 7-9		NOON 12-2		PM 4-6		Off Peak Volumes	
	Volume	%	Volume	%	Volume	%	Volume	%
	111	↔ 15%	69	↔ 10%	112	↔ 16%	430	↔ 60%

Street Name	Direction	Percentiles					ADT
		15th	50th	Average	85th	95th	
SW 49th Ct	Summary	13	18	18	23	24	722

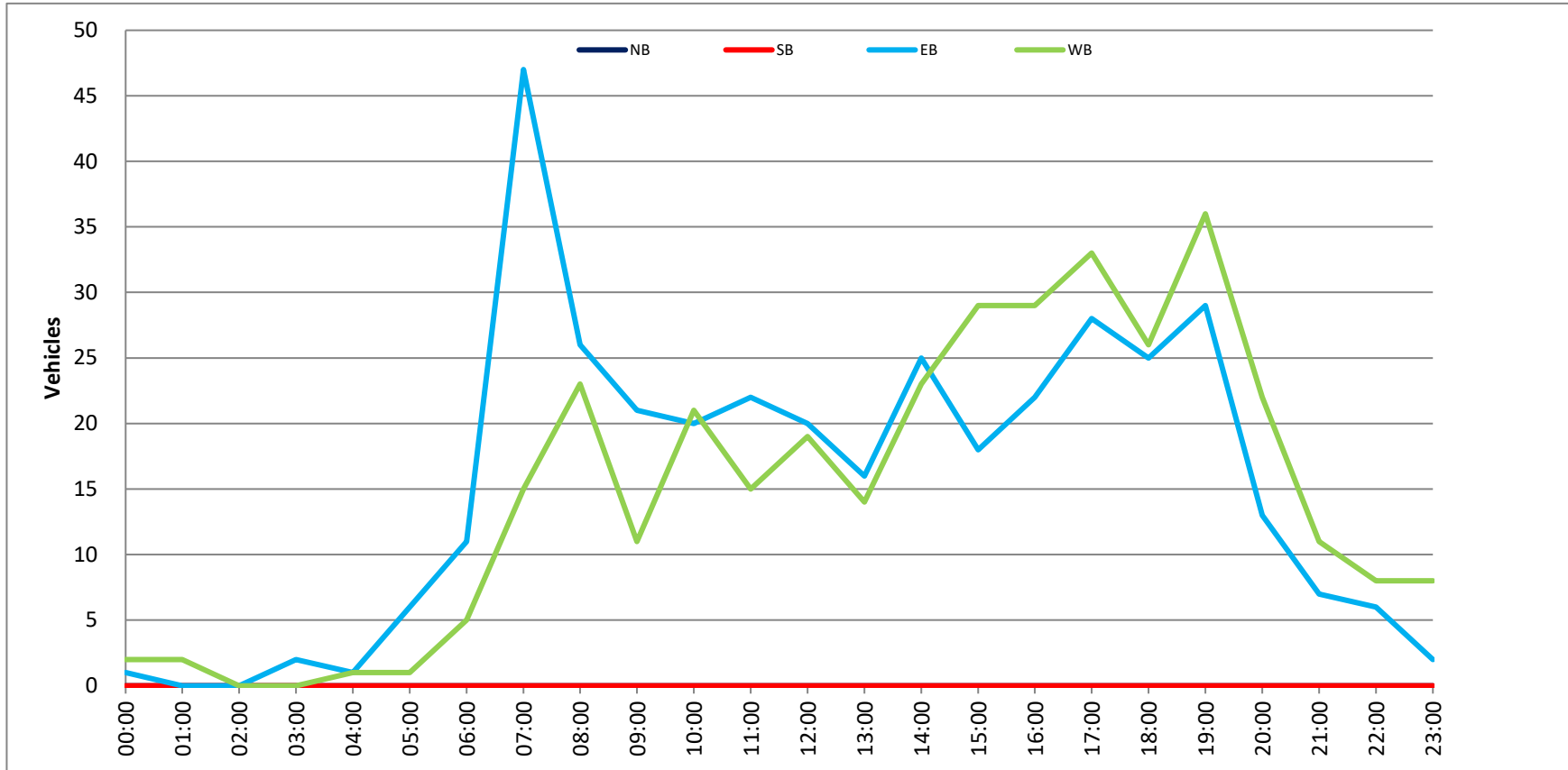
# VOLUME

SW 49th Ct E/O SW 90th Ave

Day: Wednesday  
Date: 6/7/2023

City: Cooper City  
Project #: FL23\_140259\_046

DAILY TOTALS										NB		SB		EB		WB		Total	
										0	0	368	354	722					
AM Period	NB	SB	EB	WB	TOTAL	PMI Period	NB	SB	EB	WB	TOTAL								
00:00	0	0	0	2	2	12:00	0	0	7	4	11								
00:15	0	0	1	0	1	12:15	0	0	5	3	8								
00:30	0	0	0	0	0	12:30	0	0	6	8	14								
00:45	0	0	1	0	2	12:45	0	0	2	20	4	19	6	39					
01:00	0	0	0	2	2	13:00	0	0	5	4	9								
01:15	0	0	0	0	0	13:15	0	0	1	5	6								
01:30	0	0	0	0	0	13:30	0	0	4	2	6								
01:45	0	0	0	2	2	13:45	0	0	6	16	3	14	9	30					
02:00	0	0	0	0	0	14:00	0	0	4	4	16								
02:15	0	0	0	0	0	14:15	0	0	6	6	12								
02:30	0	0	0	0	0	14:30	0	0	6	4	10								
02:45	0	0	0	0	0	14:45	0	0	9	25	1	23	10	48					
03:00	0	0	1	0	1	15:00	0	0	0	9	9								
03:15	0	0	0	0	0	15:15	0	0	9	8	17								
03:30	0	0	1	0	1	15:30	0	0	3	7	10								
03:45	0	0	0	0	0	15:45	0	0	6	18	5	29	11	47					
04:00	0	0	0	0	0	16:00	0	0	5	6	11								
04:15	0	0	0	0	0	16:15	0	0	7	7	14								
04:30	0	0	0	0	0	16:30	0	0	4	7	11								
04:45	0	0	1	1	2	16:45	0	0	6	22	9	29	15	51					
05:00	0	0	0	0	0	17:00	0	0	8	5	13								
05:15	0	0	1	0	1	17:15	0	0	5	8	13								
05:30	0	0	2	1	3	17:30	0	0	6	6	18								
05:45	0	0	3	0	3	17:45	0	0	9	28	8	33	17	61					
06:00	0	0	2	0	2	18:00	0	0	4	4	7								
06:15	0	0	1	0	1	18:15	0	0	4	9	11								
06:30	0	0	4	2	6	18:30	0	0	4	4	13								
06:45	0	0	4	3	7	18:45	0	0	13	25	6	26	19	51					
07:00	0	0	8	3	11	19:00	0	0	8	12	20								
07:15	0	0	9	4	13	19:15	0	0	6	6	12								
07:30	0	0	14	2	16	19:30	0	0	10	10	20								
07:45	0	0	16	6	22	19:45	0	0	5	29	8	36	13	65					
08:00	0	0	3	7	10	20:00	0	0	4	9	13								
08:15	0	0	10	4	14	20:15	0	0	4	5	9								
08:30	0	0	7	6	13	20:30	0	0	5	4	9								
08:45	0	0	6	6	12	20:45	0	0	0	13	4	22	4	35					
09:00	0	0	2	1	3	21:00	0	0	3	3	5								
09:15	0	0	8	4	12	21:15	0	0	3	0	3								
09:30	0	0	8	2	10	21:30	0	0	0	5	5								
09:45	0	0	3	4	7	21:45	0	0	1	7	4	11	5	18					
10:00	0	0	4	7	11	22:00	0	0	2	2	3								
10:15	0	0	7	2	9	22:15	0	0	2	3	5								
10:30	0	0	3	7	10	22:30	0	0	1	1	2								
10:45	0	0	6	5	11	22:45	0	0	6	6	14								
11:00	0	0	7	1	8	23:00	0	0	1	3	4								
11:15	0	0	6	2	8	23:15	0	0	0	1	1								
11:30	0	0	2	7	9	23:30	0	0	0	2	2								
11:45	0	0	7	5	12	23:45	0	0	1	2	8								
TOTALS			62.1%		96	TOTALS			45.0%		258								
SPLIT %				37.9%		SPLIT %			55.0%		65.0%								
DAILY TOTALS										NB		SB		EB		WB		Total	
										0	0	368	354	722					
AM Peak Hour	07:00	07:45	07:00								18:45	17:30	18:45						
AM Pk Volume	47	23	62								37	36	71						
Pk Hr Factor	0.734	0.821	0.705								0.712	0.750	0.888						
7 - 9 Volume	0	0	111								50	62	112						
7 - 9 Peak Hour	07:00	07:45	07:00								17:00	16:45	17:00						
7 - 9 Pk Volume	0	0	62								28	34	61						
Pk Hr Factor	0.000	0.000	0.734								0.778	0.708	0.847						



East Bound														
Time	< 15	15 - 19	20 - 24	25 - 29	30 - 34	35 - 39	40 - 44	45 - 49	50 - 54	55 - 59	60 - 64	65 - 69	70 +	Total
00:00 AM	0	1	0	0	0	0	0	0	0	0	0	0	0	1
00:15	0	0	0	0	0	0	0	0	0	0	0	0	0	0
00:30	0	0	0	0	0	0	0	0	0	0	0	0	0	0
00:45	0	0	0	0	0	0	0	0	0	0	0	0	0	0
01:00	0	0	0	0	0	0	0	0	0	0	0	0	0	0
01:15	0	0	0	0	0	0	0	0	0	0	0	0	0	0
01:30	0	0	0	0	0	0	0	0	0	0	0	0	0	0
01:45	0	0	0	1	0	0	0	0	0	0	0	0	0	1
02:00	0	0	0	0	0	0	0	0	0	0	0	0	0	0
02:15	0	0	0	0	0	0	0	0	0	0	0	0	0	0
02:30	0	0	0	0	0	0	0	0	0	0	0	0	0	0
02:45	0	0	1	0	0	0	0	0	0	0	0	0	0	1
03:00	1	0	0	0	0	0	0	0	0	0	0	0	0	1
03:15	0	0	0	0	0	0	0	0	0	0	0	0	0	0
03:30	0	0	0	0	0	0	0	0	0	0	0	0	0	0
03:45	0	0	0	0	0	0	0	0	0	0	0	0	0	0
04:00	0	0	0	0	0	0	0	0	0	0	0	0	0	0
04:15	0	0	0	0	0	0	0	0	0	0	0	0	0	0
04:30	0	0	0	0	0	0	0	0	0	0	0	0	0	0
04:45	0	2	1	0	0	0	0	0	0	0	0	0	0	3
05:00	0	0	0	0	0	0	0	0	0	0	0	0	0	0
05:15	0	0	0	0	0	0	0	0	0	0	0	0	0	0
05:30	0	3	0	0	0	0	0	0	0	0	0	0	0	3
05:45	2	1	0	0	0	0	0	0	0	0	0	0	0	3
06:00	0	2	1	0	0	0	0	0	0	0	0	0	0	3
06:15	0	0	1	0	0	0	0	0	0	0	0	0	0	1
06:30	0	2	1	0	0	0	0	0	0	0	0	0	0	3
06:45	3	2	2	0	0	0	0	0	0	0	0	0	0	7
07:00	0	3	2	0	0	0	0	0	0	0	0	0	0	5
07:15	2	6	3	0	0	0	0	0	0	0	0	0	0	11
07:30	3	9	2	0	0	0	0	0	0	0	0	0	0	14
07:45	5	14	2	0	0	0	0	0	0	0	0	0	0	21
08:00	1	2	0	1	0	0	0	0	0	0	0	0	0	4
08:15	0	2	0	0	0	0	0	0	0	0	0	0	0	2
08:30	2	5	0	0	0	0	0	0	0	0	0	0	0	7
08:45	0	4	2	0	0	0	0	0	0	0	0	0	0	6
09:00	1	4	4	0	0	0	0	0	0	0	0	0	0	9
09:15	0	5	2	0	0	0	0	0	0	0	0	0	0	7
09:30	0	2	0	0	0	0	0	0	0	0	0	0	0	4
09:45	0	5	2	0	0	0	0	0	0	0	0	0	0	7
10:00	1	0	1	0	0	0	0	0	0	0	0	0	0	2
10:15	1	5	3	0	0	0	0	0	0	0	0	0	0	9
10:30	0	4	0	0	0	0	0	0	0	0	0	0	0	4
10:45	4	1	0	0	0	0	0	0	0	0	0	0	0	7
11:00	0	1	1	0	0	0	0	0	0	0	0	0	0	2
11:15	0	6	1	0	0	0	0	0	0	0	0	0	0	7
11:30	0	3	2	0	0	0	0	0	0	0	0	0	0	5
11:45	3	1	2	0	0	0	0	0	0	0	0	0	0	6
12:00 PM	0	3	2	0	0	0	0	0	0	0	0	0	0	5
12:15	0	2	0	0	0	0	0	0	0	0	0	0	0	2
12:30	0	3	1	0	0	0	0	0	0	0	0	0	0	4
12:45	5	4	1	0	0	0	0	0	0	0	0	0	0	10
13:00	2	2	0	0	0	0	0	0	0	0	0	0	0	4
13:15	1	3	0	0	0	0	0	0	0	0	0	0	0	4
13:30	0	7	2	1	0	0	0	0	0	0	0	0	0	8
13:45	0	5	0	0	0	0	0	0	0	0	0	0	0	5
14:00	1	0	2	0	0	0	0	0	0	0	0	0	0	3
14:15	4	2	2	0	0	0	0	0	0	0	0	0	0	8
14:30	2	3	0	0	0	0	0	0	0	0	0	0	0	5
14:45	0	2	1	0	0	0	0	0	0	0	0	0	0	3
15:00	1	3	1	0	0	0	0	0	0	0	0	0	0	6
15:15	0	1	1	0	0	0	0	0	0	0	0	0	0	2
15:30	0	3	4	0	0	0	0	0	0	0	0	0	0	7
15:45	1	0	1	0	0	0	0	0	0	0	0	0	0	2
16:00	0	1	1	0	0	0	0	0	0	0	0	0	0	2
16:15	2	1	0	0	0	0	0	0	0	0	0	0	0	3
16:30	2	2	2	0	0	0	0	0	0	0	0	0	0	6
16:45	0	4	4	0	0	0	0	0	0	0	0	0	0	8
17:00	0	2	2	0	0	0	0	0	0	0	0	0	0	4
17:15	0	5	2	0	0	0	0	0	0	0	0	0	0	7
17:30	1	1	2	0	0	0	0	0	0	0	0	0	0	4
17:45	0	3	2	0	0	0	0	0	0	0	0	0	0	5
18:00	0	2	2	0	0	0	0	0	0	0	0	0	0	4
18:15	0	2	2	0	0	0	0	0	0	0	0	0	0	4
18:30	0	2	1	0	0	0	0	0	0	0	0	0	0	3
18:45	1	3	0	0	0	0	0	0	0	0	0	0	0	4
19:00	1	1	0	0	0	0	0	0	0	0	0	0	0	2
19:15	2	1	0	0	0	0	0	0	0	0	0	0	0	3
19:30	0	2	2	0	0	0	0	0	0	0	0	0	0	4
19:45	0	4	1	0	0	0	0	0	0	0	0	0	0	5
20:00	0	3	0	1	0	0	0	0	0	0	0	0	0	4
20:15	2	1	2	0	0	0	0	0	0	0	0	0	0	5
20:30	0	3	0	0	0	0	0	0	0	0	0	0	0	3
20:45	0	2	1	0	0	0	0	0	0	0	0	0	0	3
21:00	0	1	0	0	0	0	0	0	0	0	0	0	0	1
21:15	0	0	2	0	0	0	0	0	0	0	0	0	0	2
21:30	0	0	0	0	0	0	0	0	0	0	0	0	0	0
21:45	1	1	0	0	0	0	0	0	0	0	0	0	0	2
22:00	0	1	0	0	0	0	0	0	0	0	0	0	0	1
22:15	0	0	0	0	0	0	0	0	0	0	0	0	0	0
22:30	0	0	1	0	0	0	0	0	0	0	0	0	0	1
22:45	0	1	0	0	0	0	0	0	0	0	0	0	0	1
23:00	0	0	0	0	0	0	0	0	0	0	0	0	0	0
23:15	0	0	0	0	0	0	0	0	0	0	0	0	0	0
23:30	0	3	0	0	0	0	0	0	0	0	0	0	0	3
23:45	0	0	0	0	0	0	0	0	0	0	0	0	0	0
<b>Totals</b>	<b>58</b>	<b>192</b>	<b>90</b>	<b>5</b>										<b>345</b>
<b>% of Totals</b>	<b>17%</b>	<b>56%</b>	<b>26%</b>	<b>1%</b>										<b>100%</b>

AM Volumes		29	93	41	2	0	0	0	0	0	0	0	0	167	
% AM		8%	28%	12%	1%									48%	
AM Peak Hour		07:15	07:30	08:45	01:00									07:00	
Volume		11	32	10	1									53	
PM Volumes		29	97	49	3	0	0	0	0	0	0	0	0	178	
% PM		8%	28%	14%	1%									52%	
PM Peak Hour		12:30	13:00	16:30	12:00									12:45	
Volume		8	17	10	1									26	
<b>Directional Peak Periods</b>		<b>AM 7-9</b>				<b>NOON 12-2</b>				<b>PM 4-6</b>				<b>Off Peak Volumes</b>	
<b>All Classes</b>		Volume 70				Volume 43				Volume 39				Volume 193	
		← → 20%				← → 12%				← → 11%				← → 56%	

Street Name	Direction	Percentiles					
		15th	50th	Average	85th	95th	ADT
SW 49th Ct	East Bound	14	18	18	22	24	345
SW 49th Ct	West Bound	14	18	18	22	24	334

West Bound

Time	< 15	15 - 19	20 - 24	25 - 29	30 - 34	35 - 39	40 - 44	45 - 49	50 - 54	55 - 59	60 - 64	65 - 69	70 +	Total
00:00 AM	0	0	0	0	0	0	0	0	0	0	0	0	0	0
00:15	0	0	1	0	0	0	0	0	0	0	0	0	0	1
00:30	0	0	0	0	0	0	0	0	0	0	0	0	0	0
00:45	0	0	0	0	0	0	0	0	0	0	0	0	0	0
01:00	0	0	0	0	0	0	0	0	0	0	0	0	0	0
01:15	0	0	1	0	0	0	0	0	0	0	0	0	0	1
01:30	0	0	1	0	0	0	0	0	0	0	0	0	0	1
01:45	0	0	0	0	0	0	0	0	0	0	0	0	0	0
02:00	0	0	0	0	0	0	0	0	0	0	0	0	0	0
02:15	0	0	0	0	0	0	0	0	0	0	0	0	0	0
02:30	0	0	0	0	0	0	0	0	0	0	0	0	0	0
02:45	0	0	0	0	0	0	0	0	0	0	0	0	0	0
03:00	0	0	0	0	0	0	0	0	0	0	0	0	0	0
03:15	0	0	0	0	0	0	0	0	0	0	0	0	0	0
03:30	0	0	0	0	0	0	0	0	0	0	0	0	0	0
03:45	0	0	0	0	0	0	0	0	0	0	0	0	0	0
04:00	0	0	0	0	0	0	0	0	0	0	0	0	0	0
04:15	0	0	0	0	0	0	0	0	0	0	0	0	0	0
04:30	0	0	0	0	0	0	0	0	0	0	0	0	0	0
04:45	0	0	0	0	0	0	0	0	0	0	0	0	0	0
05:00	0	0	0	0	0	0	0	0	0	0	0	0	0	0
05:15	0	0	0	0	0	0	0	0	0	0	0	0	0	0
05:30	0	0	0	0	0	0	0	0	0	0	0	0	0	0
05:45	0	0	0	0	0	0	0	0	0	0	0	0	0	0
06:00	0	1	0	0	0	0	0	0	0	0	0	0	0	1
06:15	0	0	0	0	0	0	0	0	0	0	0	0	0	0
06:30	2	0	0	0	0	0	0	0	0	0	0	0	0	2
06:45	0	0	2	0	0	0	0	0	0	0	0	0	0	2
07:00	1	2	0	0	0	0	0	0	0	0	0	0	0	3
07:15	0	1	0	0	0	0	0	0	0	0	0	0	0	1
07:30	0	2	1	0	0	0	0	0	0	0	0	0	0	3
07:45	2	9	1	0	0	0	0	0	0	0	0	0	0	12
08:00	0	3	1	0	0	0	0	0	0	0	0	0	0	4
08:15	0	4	0	0	0	0	0	0	0	0	0	0	0	4
08:30	1	1	1	0	0	0	0	0	0	0	0	0	0	3
08:45	1	1	2	0	0	0	0	0	0	0	0	0	0	4
09:00	0	1	2	0	0	0	0	0	0	0	0	0	0	3
09:15	0	2	1	0	0	0	0	0	0	0	0	0	0	3
09:30	1	1	0	0	0	0	0	0	0	0	0	0	0	2
09:45	1	1	0	0	0	0	0	0	0	0	0	0	0	2
10:00	0	3	2	0	0	0	0	0	0	0	0	0	0	5
10:15	3	2	2	1	0	0	0	0	0	0	0	0	0	8
10:30	0	0	0	0	0	0	0	0	0	0	0	0	0	0
10:45	0	2	2	0	0	0	0	0	0	0	0	0	0	4
11:00	0	2	3	0	0	0	0	0	0	0	0	0	0	5
11:15	1	0	1	0	0	0	0	0	0	0	0	0	0	2
11:30	1	2	0	1	0	0	0	0	0	0	0	0	0	4
11:45	1	3	1	0	0	0	0	0	0	0	0	0	0	5
12:00 PM	0	2	1	0	0	0	0	0	0	0	0	0	0	3
12:15	0	3	4	0	0	0	0	0	0	0	0	0	0	7
12:30	1	5	1	0	0	0	0	0	0	0	0	0	0	7
12:45	1	3	2	0	0	0	0	0	0	0	0	0	0	6
13:00	2	3	1	0	0	0	0	0	0	0	0	0	0	6
13:15	0	5	0	0	0	0	0	0	0	0	0	0	0	5
13:30	2	4	1	0	0	0	0	0	0	0	0	0	0	7
13:45	0	1	1	0	0	0	0	0	0	0	0	0	0	2
14:00	3	1	3	0	0	0	0	0	0	0	0	0	0	7
14:15	2	6	0	0	0	0	0	0	0	0	0	0	0	8
14:30	2	1	0	0	0	0	0	0	0	0	0	0	0	3
14:45	0	7	2	0	0	0	0	0	0	0	0	0	0	9
15:00	1	3	2	0	0	0	0	0	0	0	0	0	0	6
15:15	0	1	2	0	0	0	0	0	0	0	0	0	0	3
15:30	2	3	5	0	0	0	0	0	0	0	0	0	0	10
15:45	0	3	1	1	0	0	0	0	0	0	0	0	0	5
16:00	0	7	2	0	0	0	0	0	0	0	0	0	0	9
16:15	0	6	2	0	0	0	0	0	0	0	0	0	0	8
16:30	0	1	0	0	0	0	0	0	0	0	0	0	0	1
16:45	2	7	1	0	0	0	0	0	0	0	0	0	0	10
17:00	1	2	1	0	0	0	0	0	0	0	0	0	0	4
17:15	0	1	4	0	0	0	0	0	0	0	0	0	0	5
17:30	1	5	2	0	0	0	0	0	0	0	0	0	0	8
17:45	4	5	1	0	0	0	0	0	0	0	0	0	0	10
18:00	0	3	4	0	0	0	0	0	0	0	0	0	0	7
18:15	0	7	0	0	0	0	0	0	0	0	0	0	0	7
18:30	3	1	2	0	0	0	0	0	0	0	0	0	0	6
18:45	1	2	1	0	0	0	0	0	0	0	0	0	0	4
19:00	0	6	1	0	0	0	0	0	0	0	0	0	0	7
19:15	1	6	2	0	0	0	0	0	0	0	0	0	0	9
19:30	1	3	5	0	0	0	0	0	0	0	0	0	0	9
19:45	1	1	1	0	0	0	0	0	0	0	0	0	0	3
20:00	0	2	2	0	0	0	0	0	0	0	0	0	0	4
20:15	1	4	0	0	0	0	0	0	0	0	0	0	0	5
20:30	2	1	0	0	0	0	0	0	0	0	0	0	0	4
20:45	1	1	0	0	0	0	0	0	0	0	0	0	0	2
21:00	1	2	0	0	0	0	0	0	0	0	0	0	0	3
21:15	0	5	0	0	0	0	0	0	0	0	0	0	0	5
21:30	0	3	1	0	0	0	0	0	0	0	0	0	0	4
21:45	1	1	1	0	0	0	0	0	0	0	0	0	0	3
22:00	1	1	1	0	0	0	0	0	0	0	0	0	0	3
22:15	0	0	0	0	0	0	0	0	0	0	0	0	0	0
22:30	2	0	1	0	0	0	0	0	0	0	0	0	0	3
22:45	0	0	0	0	0	0	0	0	0	0	0	0	0	0
23:00	0	2	1	0	0	0	0	0	0	0	0	0	0	3
23:15	1	2	1	0	0	0	0	0	0	0	0	0	0	4
23:30	1	0	0	0	0	0	0	0	0	0	0	0	0	1
23:45	0	2	1	0	0	0	0	0	0	0	0	0	0	3
<b>Totals</b>	<b>57</b>	<b>183</b>	<b>91</b>	<b>3</b>										<b>334</b>
<b>% of Totals</b>	<b>17%</b>	<b>55%</b>	<b>27%</b>	<b>1%</b>										<b>100%</b>

<b>AM Volumes</b>	15	43	26	2	0	0	0	0	0	0	0	0	0	88	
<b>% AM</b>	4%	13%	8%	1%										26%	
<b>AM Peak Hour</b>	09:30	07:30	10:15	09:30										07:30	
<b>Volume</b>	5	18	7	1										23	
<b>PM Volumes</b>	42	140	63	1	0	0	0	0	0	0	0	0	0	248	
<b>% PM</b>	13%	42%	19%	0%										74%	
<b>PM Peak Hour</b>	13:30	15:00	14:45	15:00										15:00	
<b>Volume</b>	7	21	11	1										32	
<b>Directional Peak Periods</b>	<b>AM 7-9</b>			<b>NOON 12-2</b>			<b>PM 4-6</b>			<b>Off Peak Volumes</b>					
<b>All Classes</b>	Volume	← →		%	Volume	← →		%	Volume	← →		%	Volume	← →	
	34	10%			43	13%			55	16%			202	60%	

Street Name	Direction	Percentiles					ADT
		15th	50th	Average	85th	95th	
SW 49th Ct	East Bound	14	18	18	22	24	345
SW 49th Ct	West Bound	14	18	18	22	24	334

Summary

Time	< 15	15 - 19	20 - 24	25 - 29	30 - 34	35 - 39	40 - 44	45 - 49	50 - 54	55 - 59	60 - 64	65 - 69	70 +	Total
00:00 AM	0	1	0	0	0	0	0	0	0	0	0	0	0	1
00:15	0	0	1	0	0	0	0	0	0	0	0	0	0	1
00:30	0	0	0	0	0	0	0	0	0	0	0	0	0	0
00:45	0	0	0	0	0	0	0	0	0	0	0	0	0	0
01:00	0	0	0	0	0	0	0	0	0	0	0	0	0	0
01:15	0	0	1	0	0	0	0	0	0	0	0	0	0	1
01:30	0	0	1	0	0	0	0	0	0	0	0	0	0	1
01:45	0	0	0	1	0	0	0	0	0	0	0	0	0	1
02:00	0	0	0	0	0	0	0	0	0	0	0	0	0	0
02:15	0	0	0	0	0	0	0	0	0	0	0	0	0	0
02:30	0	0	0	0	0	0	0	0	0	0	0	0	0	0
02:45	0	0	1	0	0	0	0	0	0	0	0	0	0	1
03:00	1	0	0	0	0	0	0	0	0	0	0	0	0	1
03:15	0	0	0	0	0	0	0	0	0	0	0	0	0	0
03:30	0	0	0	0	0	0	0	0	0	0	0	0	0	0
03:45	0	0	0	0	0	0	0	0	0	0	0	0	0	0
04:00	0	0	0	0	0	0	0	0	0	0	0	0	0	0
04:15	0	0	0	0	0	0	0	0	0	0	0	0	0	0
04:30	0	0	0	0	0	0	0	0	0	0	0	0	0	0
04:45	0	2	1	0	0	0	0	0	0	0	0	0	0	3
05:00	0	0	0	0	0	0	0	0	0	0	0	0	0	0
05:15	0	0	0	0	0	0	0	0	0	0	0	0	0	0
05:30	0	3	0	0	0	0	0	0	0	0	0	0	0	3
05:45	2	1	0	0	0	0	0	0	0	0	0	0	0	3
06:00	0	3	1	0	0	0	0	0	0	0	0	0	0	4
06:15	0	0	1	0	0	0	0	0	0	0	0	0	0	1
06:30	2	7	4	0	0	0	0	0	0	0	0	0	0	13
06:45	3	2	4	0	0	0	0	0	0	0	0	0	0	9
07:00	1	5	2	0	0	0	0	0	0	0	0	0	0	8
07:15	2	7	3	0	0	0	0	0	0	0	0	0	0	12
07:30	3	11	3	0	0	0	0	0	0	0	0	0	0	17
07:45	7	23	3	0	0	0	0	0	0	0	0	0	0	33
08:00	1	5	1	0	0	0	0	0	0	0	0	0	0	7
08:15	0	6	0	0	0	0	0	0	0	0	0	0	0	6
08:30	3	6	1	0	0	0	0	0	0	0	0	0	0	10
08:45	1	5	4	0	0	0	0	0	0	0	0	0	0	10
09:00	1	5	6	0	0	0	0	0	0	0	0	0	0	12
09:15	0	7	3	0	0	0	0	0	0	0	0	0	0	10
09:30	1	3	0	0	0	0	0	0	0	0	0	0	0	7
09:45	1	6	2	0	0	0	0	0	0	0	0	0	0	9
10:00	1	3	3	0	0	0	0	0	0	0	0	0	0	7
10:15	4	7	5	1	0	0	0	0	0	0	0	0	0	17
10:30	0	4	0	0	0	0	0	0	0	0	0	0	0	4
10:45	4	3	4	0	0	0	0	0	0	0	0	0	0	11
11:00	0	3	4	0	0	0	0	0	0	0	0	0	0	7
11:15	1	6	2	0	0	0	0	0	0	0	0	0	0	9
11:30	1	5	2	1	0	0	0	0	0	0	0	0	0	9
11:45	4	4	3	0	0	0	0	0	0	0	0	0	0	11
12:00 PM	0	5	3	0	0	0	0	0	0	0	0	0	0	8
12:15	0	5	4	0	0	0	0	0	0	0	0	0	0	9
12:30	1	8	2	0	0	0	0	0	0	0	0	0	0	11
12:45	6	7	3	0	0	0	0	0	0	0	0	0	0	16
13:00	4	5	1	0	0	0	0	0	0	0	0	0	0	10
13:15	1	8	0	0	0	0	0	0	0	0	0	0	0	9
13:30	2	11	2	0	0	0	0	0	0	0	0	0	0	15
13:45	0	6	1	0	0	0	0	0	0	0	0	0	0	7
14:00	4	1	5	0	0	0	0	0	0	0	0	0	0	10
14:15	6	8	2	0	0	0	0	0	0	0	0	0	0	16
14:30	4	4	0	0	0	0	0	0	0	0	0	0	0	8
14:45	0	9	3	0	0	0	0	0	0	0	0	0	0	12
15:00	2	6	3	0	0	0	0	0	0	0	0	0	0	11
15:15	0	2	3	0	0	0	0	0	0	0	0	0	0	5
15:30	2	6	9	0	0	0	0	0	0	0	0	0	0	17
15:45	1	3	2	1	0	0	0	0	0	0	0	0	0	7
16:00	0	8	3	0	0	0	0	0	0	0	0	0	0	11
16:15	2	7	2	0	0	0	0	0	0	0	0	0	0	11
16:30	2	3	2	0	0	0	0	0	0	0	0	0	0	7
16:45	2	11	5	0	0	0	0	0	0	0	0	0	0	18
17:00	1	4	3	0	0	0	0	0	0	0	0	0	0	8
17:15	0	6	6	0	0	0	0	0	0	0	0	0	0	12
17:30	2	6	4	0	0	0	0	0	0	0	0	0	0	12
17:45	4	8	3	0	0	0	0	0	0	0	0	0	0	15
18:00	0	5	6	0	0	0	0	0	0	0	0	0	0	11
18:15	0	9	2	0	0	0	0	0	0	0	0	0	0	11
18:30	3	3	3	0	0	0	0	0	0	0	0	0	0	9
18:45	2	5	1	0	0	0	0	0	0	0	0	0	0	8
19:00	1	7	4	0	0	0	0	0	0	0	0	0	0	12
19:15	3	9	2	0	0	0	0	0	0	0	0	0	0	14
19:30	1	5	7	0	0	0	0	0	0	0	0	0	0	13
19:45	1	5	2	0	0	0	0	0	0	0	0	0	0	8
20:00	0	5	2	1	0	0	0	0	0	0	0	0	0	8
20:15	3	5	2	0	0	0	0	0	0	0	0	0	0	10
20:30	2	4	1	0	0	0	0	0	0	0	0	0	0	7
20:45	1	3	1	0	0	0	0	0	0	0	0	0	0	5
21:00	1	3	0	0	0	0	0	0	0	0	0	0	0	4
21:15	0	5	2	0	0	0	0	0	0	0	0	0	0	7
21:30	0	3	1	0	0	0	0	0	0	0	0	0	0	4
21:45	2	2	1	0	0	0	0	0	0	0	0	0	0	5
22:00	1	2	1	0	0	0	0	0	0	0	0	0	0	4
22:15	0	0	0	0	0	0	0	0	0	0	0	0	0	0
22:30	2	0	2	0	0	0	0	0	0	0	0	0	0	4
22:45	0	1	0	0	0	0	0	0	0	0	0	0	0	1
23:00	0	2	1	0	0	0	0	0	0	0	0	0	0	3
23:15	1	2	1	0	0	0	0	0	0	0	0	0	0	4
23:30	1	3	0	0	0	0	0	0	0	0	0	0	0	4
23:45	0	2	1	0	0	0	0	0	0	0	0	0	0	3
<b>Totals</b>	<b>115</b>	<b>375</b>	<b>181</b>	<b>8</b>										<b>679</b>
<b>% of Totals</b>	<b>17%</b>	<b>55%</b>	<b>27%</b>	<b>1%</b>										<b>100%</b>

<b>AM Volumes</b>	44	138	67	4	0	0	0	0	0	0	0	0	0	253
<b>% AM</b>	6%	20%	10%	1%										37%
<b>AM Peak Hour</b>	07:00	07:00	08:45	11:15										07:00
<b>Volume</b>	11	46	16	2										73
<b>PM Volumes</b>	71	237	114	4	0	0	0	0	0	0	0	0	0	420
<b>% PM</b>	10%	35%	17%	1%										63%
<b>PM Peak Hour</b>	13:45	12:45	17:15	15:00										12:45
<b>Volume</b>	14	31	19	2										50
<b>Directional Peak Periods</b>	<b>AM 7-9</b>				<b>NOON 12-2</b>				<b>PM 4-6</b>				<b>Off Peak Volumes</b>	
<b>All Classes</b>	Volume	%	Volume	%	Volume	%	Volume	%	Volume	%	Volume	%	Volume	%
	104	15%	86	13%	94	14%	395	58%						

Street Name	Direction	Percentiles					
		15th	50th	Average	85th	95th	ADT
SW 49th Ct	Summary	14	18	18	22	24	679

# SPEED

SW 49th Ct E/O SW 90th Ave

Day: Thursday

Date: 6/8/2023

City: Cooper City

Project #: FL23\_140259\_046e

## East Bound

Time	< 15	15 - 19	20 - 24	25 - 29	30 - 34	35 - 39	40 - 44	45 - 49	50 - 54	55 - 59	60 - 64	65 - 69	70 +	Total
00:00 AM	0	1	0	0	0	0	0	0	0	0	0	0	0	1
01:00	0	0	0	1	0	0	0	0	0	0	0	0	0	1
02:00	0	0	1	0	0	0	0	0	0	0	0	0	0	1
03:00	1	0	0	0	0	0	0	0	0	0	0	0	0	1
04:00	0	2	1	0	0	0	0	0	0	0	0	0	0	3
05:00	2	4	1	0	0	0	0	0	0	0	0	0	0	7
06:00	3	6	5	0	0	0	0	0	0	0	0	0	0	14
07:00	10	32	9	0	0	0	0	0	0	0	0	0	0	51
08:00	3	13	2	1	0	0	0	0	0	0	0	0	0	19
09:00	1	16	10	0	0	0	0	0	0	0	0	0	0	27
10:00	6	10	6	0	0	0	0	0	0	0	0	0	0	22
11:00	3	11	6	0	0	0	0	0	0	0	0	0	0	20
12:00 PM	5	12	4	1	0	0	0	0	0	0	0	0	0	22
13:00	3	17	1	0	0	0	0	0	0	0	0	0	0	21
14:00	7	7	5	0	0	0	0	0	0	0	0	0	0	19
15:00	2	7	7	1	0	0	0	0	0	0	0	0	0	17
16:00	4	8	7	0	0	0	0	0	0	0	0	0	0	19
17:00	1	11	8	0	0	0	0	0	0	0	0	0	0	20
18:00	1	9	5	0	0	0	0	0	0	0	0	0	0	15
19:00	3	10	6	0	0	0	0	0	0	0	0	0	0	19
20:00	2	9	3	1	0	0	0	0	0	0	0	0	0	15
21:00	1	2	2	0	0	0	0	0	0	0	0	0	0	5
22:00	0	2	1	0	0	0	0	0	0	0	0	0	0	3
23:00	0	3	0	0	0	0	0	0	0	0	0	0	0	3
<b>Totals</b>	<b>58</b>	<b>192</b>	<b>90</b>	<b>5</b>										<b>345</b>
<b>% of Totals</b>	<b>17%</b>	<b>56%</b>	<b>26%</b>	<b>1%</b>										<b>100%</b>

<b>AM Volumes</b>	29	95	41	2	0	0	0	0	0	0	0	0	0	167
<b>% AM</b>	8%	28%	12%	1%										48%
<b>AM Peak Hour</b>	07:00	07:00	09:00	01:00										07:00
<b>Volume</b>	10	32	10	1										51
<b>PM Volumes</b>	29	97	49	3	0	0	0	0	0	0	0	0	0	178
<b>% PM</b>	8%	28%	14%	1%										52%
<b>PM Peak Hour</b>	14:00	13:00	17:00	12:00										12:00
<b>Volume</b>	7	17	8	1										22

Directional Peak Periods All Speeds	AM 7-9		NOON 12-2		PM 4-6		Off Peak Volumes	
	Volume	%	Volume	%	Volume	%	Volume	%
	70	↔ 20%	43	↔ 12%	39	↔ 11%	193	↔ 56%

Street Name	Direction	Percentiles					ADT
		15th	50th	Average	85th	95th	
SW 49th Ct	East Bound	14	18	18	22	24	345
SW 49th Ct	West Bound	14	18	18	22	24	334

# SPEED

SW 49th Ct E/O SW 90th Ave

Day: Thursday  
Date: 6/8/2023

City: Cooper City  
Project #: FL23\_140259\_046w

## West Bound

Time	< 15	15 - 19	20 - 24	25 - 29	30 - 34	35 - 39	40 - 44	45 - 49	50 - 54	55 - 59	60 - 64	65 - 69	70 +	Total
00:00 AM	0	0	1	0	0	0	0	0	0	0	0	0	0	1
01:00	0	0	2	0	0	0	0	0	0	0	0	0	0	2
02:00	0	0	0	0	0	0	0	0	0	0	0	0	0	0
03:00	0	0	0	0	0	0	0	0	0	0	0	0	0	0
04:00	0	0	0	0	0	0	0	0	0	0	0	0	0	0
05:00	0	0	0	0	0	0	0	0	0	0	0	0	0	0
06:00	2	1	2	0	0	0	0	0	0	0	0	0	0	5
07:00	3	14	2	0	0	0	0	0	0	0	0	0	0	19
08:00	2	9	4	0	0	0	0	0	0	0	0	0	0	15
09:00	2	5	4	0	0	0	0	0	0	0	0	0	0	11
10:00	3	7	6	1	0	0	0	0	0	0	0	0	0	17
11:00	3	7	5	1	0	0	0	0	0	0	0	0	0	16
12:00 PM	2	13	8	0	0	0	0	0	0	0	0	0	0	23
13:00	4	13	3	0	0	0	0	0	0	0	0	0	0	20
14:00	7	15	5	0	0	0	0	0	0	0	0	0	0	27
15:00	3	10	10	1	0	0	0	0	0	0	0	0	0	24
16:00	2	21	5	0	0	0	0	0	0	0	0	0	0	28
17:00	6	13	8	0	0	0	0	0	0	0	0	0	0	27
18:00	4	13	7	0	0	0	0	0	0	0	0	0	0	24
19:00	3	16	9	0	0	0	0	0	0	0	0	0	0	28
20:00	4	8	3	0	0	0	0	0	0	0	0	0	0	15
21:00	2	11	2	0	0	0	0	0	0	0	0	0	0	15
22:00	3	1	2	0	0	0	0	0	0	0	0	0	0	6
23:00	2	6	3	0	0	0	0	0	0	0	0	0	0	11
<b>Totals</b>	<b>57</b>	<b>183</b>	<b>91</b>	<b>3</b>										<b>334</b>
<b>% of Totals</b>	<b>17%</b>	<b>55%</b>	<b>27%</b>	<b>1%</b>										<b>100%</b>

<b>AM Volumes</b>	15	43	26	2	0	0	0	0	0	0	0	0	0	86
<b>% AM</b>	4%	13%	8%	1%										26%
<b>AM Peak Hour</b>	07:00	07:00	10:00	10:00										07:00
<b>Volume</b>	3	14	6	1										19
<b>PM Volumes</b>	42	140	65	1	0	0	0	0	0	0	0	0	0	248
<b>% PM</b>	13%	42%	19%	0%										74%
<b>PM Peak Hour</b>	14:00	16:00	15:00	15:00										16:00
<b>Volume</b>	7	21	10	1										28

Directional Peak Periods All Speeds	AM 7-9		NOON 12-2		PM 4-6		Off Peak Volumes	
	Volume	%	Volume	%	Volume	%	Volume	%
	34	↔ 10%	43	↔ 13%	55	↔ 16%	202	↔ 60%

Street Name	Direction	Percentiles					ADT
		15th	50th	Average	85th	95th	
SW 49th Ct	East Bound	14	18	18	22	24	345
SW 49th Ct	West Bound	14	18	18	22	24	334



# SPEED

SW 49th Ct E/O SW 90th Ave

Day: Thursday

Date: 6/8/2023

City: Cooper City

Project #: FL23\_140259\_046

## Summary

Time	< 15	15 - 19	20 - 24	25 - 29	30 - 34	35 - 39	40 - 44	45 - 49	50 - 54	55 - 59	60 - 64	65 - 69	70 +	Total
00:00 AM	0	1	1	0	0	0	0	0	0	0	0	0	0	2
01:00	0	0	2	1	0	0	0	0	0	0	0	0	0	3
02:00	0	0	1	0	0	0	0	0	0	0	0	0	0	1
03:00	1	0	0	0	0	0	0	0	0	0	0	0	0	1
04:00	0	2	1	0	0	0	0	0	0	0	0	0	0	3
05:00	2	4	1	0	0	0	0	0	0	0	0	0	0	7
06:00	5	7	7	0	0	0	0	0	0	0	0	0	0	19
07:00	13	46	11	0	0	0	0	0	0	0	0	0	0	70
08:00	5	22	6	1	0	0	0	0	0	0	0	0	0	34
09:00	3	21	14	0	0	0	0	0	0	0	0	0	0	38
10:00	9	17	12	1	0	0	0	0	0	0	0	0	0	39
11:00	6	18	11	1	0	0	0	0	0	0	0	0	0	36
12:00 PM	7	25	12	1	0	0	0	0	0	0	0	0	0	45
13:00	7	30	4	0	0	0	0	0	0	0	0	0	0	41
14:00	14	22	10	0	0	0	0	0	0	0	0	0	0	46
15:00	5	17	17	2	0	0	0	0	0	0	0	0	0	41
16:00	6	29	12	0	0	0	0	0	0	0	0	0	0	47
17:00	7	24	16	0	0	0	0	0	0	0	0	0	0	47
18:00	5	22	12	0	0	0	0	0	0	0	0	0	0	39
19:00	6	26	15	0	0	0	0	0	0	0	0	0	0	47
20:00	6	17	6	1	0	0	0	0	0	0	0	0	0	30
21:00	3	13	4	0	0	0	0	0	0	0	0	0	0	20
22:00	3	3	3	0	0	0	0	0	0	0	0	0	0	9
23:00	2	9	3	0	0	0	0	0	0	0	0	0	0	14
<b>Totals</b>	<b>115</b>	<b>375</b>	<b>181</b>	<b>8</b>										<b>679</b>
<b>% of Totals</b>	<b>17%</b>	<b>55%</b>	<b>27%</b>	<b>1%</b>										<b>100%</b>

<b>AM Volumes</b>	44	138	67	4	0	0	0	0	0	0	0	0	0	253
<b>% AM</b>	6%	20%	10%	1%										37%
<b>AM Peak Hour</b>	07:00	07:00	09:00	01:00										07:00
<b>Volume</b>	13	46	14	1										70
<b>PM Volumes</b>	71	237	114	4	0	0	0	0	0	0	0	0	0	426
<b>% PM</b>	10%	35%	17%	1%										63%
<b>PM Peak Hour</b>	14:00	13:00	15:00	15:00										16:00
<b>Volume</b>	14	30	17	2										47

Directional Peak Periods All Speeds	AM 7-9		NOON 12-2		PM 4-6		Off Peak Volumes	
	Volume	%	Volume	%	Volume	%	Volume	%
	104	↔ 15%	86	↔ 13%	94	↔ 14%	395	↔ 58%

Street Name	Direction	Percentiles					ADT
		15th	50th	Average	85th	95th	
SW 49th Ct	Summary	14	18	18	22	24	679

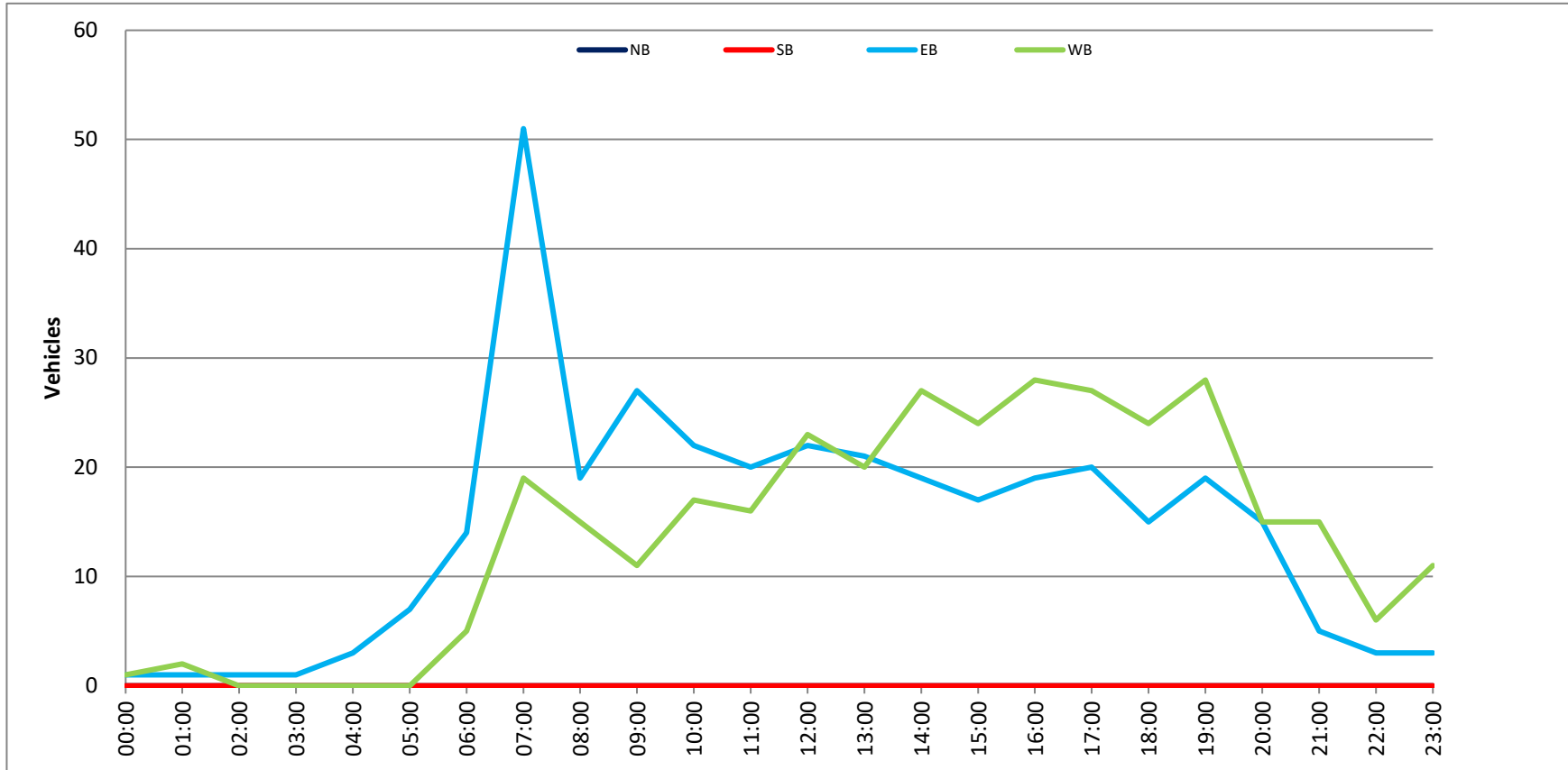
**VOLUME**

SW 49th Ct E/O SW 90th Ave

Day: Thursday  
Date: 6/8/2023

City: Cooper City  
Project #: FL23\_140259\_046

DAILY TOTALS										NB		SB		EB		WB		TOTAL		
										0		0		345		334		679		
AM Period	NB	SB	EB	WB	TOTAL	PMI Period	NB	SB	EB	WB	TOTAL									
00:00	0	0	1	0	1	12:00	0	0	6	3	9									
00:15	0	0	0	1	1	12:15	0	0	2	7	9									
00:30	0	0	0	0	0	12:30	0	0	4	7	11									
00:45	0	0	1	0	1	12:45	0	0	10	22	16									
01:00	0	0	0	0	0	13:00	0	0	4	6	10									
01:15	0	0	0	1	1	13:15	0	0	4	5	9									
01:30	0	0	0	1	1	13:30	0	0	8	7	15									
01:45	0	0	1	0	1	13:45	0	0	5	21	2									
02:00	0	0	0	0	0	14:00	0	0	3	7	10									
02:15	0	0	0	0	0	14:15	0	0	8	8	16									
02:30	0	0	0	0	0	14:30	0	0	5	3	8									
02:45	0	0	1	1	1	14:45	0	0	3	19	9									
03:00	0	0	1	0	1	15:00	0	0	6	6	12									
03:15	0	0	0	0	0	15:15	0	0	2	3	5									
03:30	0	0	0	0	0	15:30	0	0	7	10	17									
03:45	0	0	0	1	1	15:45	0	0	2	17	7									
04:00	0	0	0	0	0	16:00	0	0	2	9	11									
04:15	0	0	0	0	0	16:15	0	0	3	8	11									
04:30	0	0	0	0	0	16:30	0	0	6	1	7									
04:45	0	0	3	0	3	16:45	0	0	8	19	18									
05:00	0	0	0	0	0	17:00	0	0	4	4	8									
05:15	0	0	1	0	1	17:15	0	0	7	5	12									
05:30	0	0	3	0	3	17:30	0	0	4	8	12									
05:45	0	0	3	0	3	17:45	0	0	5	20	15									
06:00	0	0	3	1	4	18:00	0	0	4	4	11									
06:15	0	0	1	0	1	18:15	0	0	4	7	11									
06:30	0	0	3	2	5	18:30	0	0	3	6	9									
06:45	0	0	7	2	9	18:45	0	0	4	15	4									
07:00	0	0	5	3	8	19:00	0	0	5	5	12									
07:15	0	0	11	1	12	19:15	0	0	5	9	14									
07:30	0	0	14	3	17	19:30	0	0	4	4	13									
07:45	0	0	21	12	33	19:45	0	0	5	19	8									
08:00	0	0	4	4	8	20:00	0	0	4	4	8									
08:15	0	0	2	4	6	20:15	0	0	5	5	10									
08:30	0	0	7	3	10	20:30	0	0	3	4	7									
08:45	0	0	6	4	10	20:45	0	0	3	15	5									
09:00	0	0	9	3	12	21:00	0	0	1	1	4									
09:15	0	0	7	3	10	21:15	0	0	2	5	7									
09:30	0	0	4	3	7	21:30	0	0	0	4	4									
09:45	0	0	7	2	9	21:45	0	0	2	5	5									
10:00	0	0	2	5	7	22:00	0	0	1	3	4									
10:15	0	0	9	8	17	22:15	0	0	0	0	4									
10:30	0	0	4	4	8	22:30	0	0	1	3	4									
10:45	0	0	7	4	11	22:45	0	0	3	0	9									
11:00	0	0	2	5	7	23:00	0	0	0	3	3									
11:15	0	0	7	2	9	23:15	0	0	0	4	4									
11:30	0	0	5	4	9	23:30	0	0	3	1	4									
11:45	0	0	6	5	11	23:45	0	0	3	3	11									
TOTALS	167				86	253	TOTALS	178				248	426							
SPLIT %	66.0%				34.0%	37.3%	SPLIT %	41.8%				58.2%	62.7%							
DAILY TOTALS										NB		SB		EB		WB		Total		
AM Peak Hour	07:00		07:30		07:00		PMI Peak Hour	12:45		15:30		12:45								
AM Pk Volume	51		23		70		PM Pk Volume	26		32		50								
Pk Hr Factor	0.607		0.479		0.530		Pk Hr Factor	0.650		0.800		0.781								
7 - 9 Volume	0		0		104		4 - 6 Volume	0		0		94								
7 - 9 Peak Hour	07:00		07:30		07:00		4 - 6 Peak Hour	16:30		16:00		16:45								
7 - 9 Pk Volume	51		23		70		4 - 6 Pk Volume	25		28		50								
Pk Hr Factor	0.607		0.479		0.530		Pk Hr Factor	0.781		0.700		0.694								
DAILY TOTALS										0		0		345		334		679		



**SPEED**

SW 89th Ave Bet. SW 50th St & SW 50th Pl

Day: Tuesday  
Date: 5/16/2023

City: Cooper City  
Project #: FL23\_140259\_047n

North Bound														
Time	< 15	15 - 19	20 - 24	25 - 29	30 - 34	35 - 39	40 - 44	45 - 49	50 - 54	55 - 59	60 - 64	65 - 69	70 +	Total
00:00 AM	0	0	0	0	0	0	0	0	0	0	0	0	0	0
00:15	0	0	1	0	0	0	0	0	0	0	0	0	0	1
00:30	0	0	0	0	0	0	0	0	0	0	0	0	0	0
00:45	0	0	0	0	0	0	0	0	0	0	0	0	0	0
01:00	0	0	0	0	0	0	0	0	0	0	0	0	0	0
01:15	0	0	0	0	0	0	0	0	0	0	0	0	0	0
01:30	0	0	0	0	0	0	0	0	0	0	0	0	0	0
01:45	0	0	0	0	0	0	0	0	0	0	0	0	0	0
02:00	0	0	0	0	0	0	0	0	0	0	0	0	0	0
02:15	0	0	0	0	0	0	0	0	0	0	0	0	0	0
02:30	0	0	0	0	0	0	0	0	0	0	0	0	0	0
02:45	0	0	0	0	0	0	0	0	0	0	0	0	0	0
03:00	0	0	0	0	0	0	0	0	0	0	0	0	0	0
03:15	0	0	1	0	0	0	0	0	0	0	0	0	0	1
03:30	0	0	0	0	0	0	0	0	0	0	0	0	0	0
03:45	0	0	0	0	0	0	0	0	0	0	0	0	0	0
04:00	0	0	0	0	0	0	0	0	0	0	0	0	0	0
04:15	0	0	0	0	0	0	0	0	0	0	0	0	0	0
04:30	0	0	0	0	0	0	0	0	0	0	0	0	0	0
04:45	0	0	0	0	0	0	0	0	0	0	0	0	0	0
05:00	0	0	0	0	0	0	0	0	0	0	0	0	0	0
05:15	0	0	0	0	0	0	0	0	0	0	0	0	0	0
05:30	0	0	0	0	0	0	0	0	0	0	0	0	0	0
05:45	0	0	0	0	0	0	0	0	0	0	0	0	0	0
06:00	0	0	0	0	0	0	0	0	0	0	0	0	0	0
06:15	0	0	0	1	0	0	0	0	0	0	0	0	0	1
06:30	0	1	0	0	0	0	0	0	0	0	0	0	0	1
06:45	0	0	1	0	0	0	0	0	0	0	0	0	0	1
07:00	0	0	0	0	0	0	0	0	0	0	0	0	0	0
07:15	1	1	0	0	0	0	0	0	0	0	0	0	0	2
07:30	0	0	2	1	0	0	0	0	0	0	0	0	0	3
07:45	0	0	1	2	0	0	0	0	0	0	0	0	0	3
08:00	0	1	0	1	1	0	0	0	0	0	0	0	0	3
08:15	0	0	1	0	0	0	0	0	0	0	0	0	0	1
08:30	1	0	0	1	0	0	0	0	0	0	0	0	0	2
08:45	0	1	1	2	0	0	0	0	0	0	0	0	0	4
09:00	1	0	0	1	0	0	0	0	0	0	0	0	0	2
09:15	1	0	0	1	0	0	0	0	0	0	0	0	0	1
09:30	1	1	0	0	0	0	0	0	0	0	0	0	0	2
09:45	0	0	1	1	0	0	0	0	0	0	0	0	0	2
10:00	1	2	0	0	0	0	0	0	0	0	0	0	0	3
10:15	0	0	0	1	0	0	0	0	0	0	0	0	0	1
10:30	0	0	0	0	0	0	0	0	0	0	0	0	0	0
10:45	0	1	0	1	0	0	0	0	0	0	0	0	0	2
11:00	0	0	1	1	0	0	0	0	0	0	0	0	0	2
11:15	0	0	0	1	0	0	0	0	0	0	0	0	0	1
11:30	0	0	0	0	0	0	0	0	0	0	0	0	0	0
11:45	1	0	0	0	0	0	0	0	0	0	0	0	0	1
12:00 PM	1	0	0	0	0	0	0	0	0	0	0	0	0	1
12:15	0	1	0	0	0	0	0	0	0	0	0	0	0	1
12:30	0	1	0	2	0	0	0	0	0	0	0	0	0	3
12:45	0	1	0	1	0	0	0	0	0	0	0	0	0	2
13:00	0	0	0	0	1	0	0	0	0	0	0	0	0	1
13:15	0	2	0	1	0	0	0	0	0	0	0	0	0	3
13:30	0	0	2	0	0	0	0	0	0	0	0	0	0	2
13:45	0	1	1	1	0	0	0	0	0	0	0	0	0	3
14:00	0	0	0	0	0	0	0	0	0	0	0	0	0	0
14:15	0	0	0	0	0	0	0	0	0	0	0	0	0	0
14:30	0	0	0	1	0	0	0	0	0	0	0	0	0	1
14:45	0	0	0	1	1	0	0	0	0	0	0	0	0	2
15:00	0	0	0	0	0	0	0	0	0	0	0	0	0	0
15:15	0	0	0	0	0	0	0	0	0	0	0	0	0	0
15:30	0	0	1	1	0	0	0	0	0	0	0	0	0	2
15:45	0	0	2	1	0	0	0	0	0	0	0	0	0	3
16:00	1	0	0	1	0	0	0	0	0	0	0	0	0	2
16:15	0	1	0	0	0	0	0	0	0	0	0	0	0	1
16:30	1	2	0	0	0	0	0	0	0	0	0	0	0	3
16:45	0	1	0	0	0	0	0	0	0	0	0	0	0	1
17:00	0	0	1	0	0	0	0	0	0	0	0	0	0	1
17:15	0	0	0	0	1	0	0	0	0	0	0	0	0	1
17:30	0	0	1	1	0	0	0	0	0	0	0	0	0	2
17:45	0	0	0	0	0	0	0	0	0	0	0	0	0	0
18:00	0	0	0	0	0	0	0	0	0	0	0	0	0	0
18:15	0	0	0	0	0	0	0	0	0	0	0	0	0	0
18:30	1	1	1	0	0	0	0	0	0	0	0	0	0	3
18:45	0	1	0	0	0	0	0	0	0	0	0	0	0	1
19:00	0	0	0	0	0	0	0	0	0	0	0	0	0	0
19:15	0	1	0	1	0	0	0	0	0	0	0	0	0	2
19:30	0	0	0	0	0	0	0	0	0	0	0	0	0	0
19:45	0	0	1	0	0	0	0	0	0	0	0	0	0	1
20:00	0	0	1	0	0	0	0	0	0	0	0	0	0	1
20:15	0	0	0	0	0	0	0	0	0	0	0	0	0	0
20:30	0	0	0	0	0	0	0	0	0	0	0	0	0	0
20:45	1	0	0	0	0	0	0	0	0	0	0	0	0	1
21:00	0	0	0	0	0	0	0	0	0	0	0	0	0	0
21:15	1	0	0	0	0	0	0	0	0	0	0	0	0	1
21:30	0	0	0	0	0	0	0	0	0	0	0	0	0	0
21:45	0	0	0	0	0	0	0	0	0	0	0	0	0	0
22:00	0	0	0	1	0	0	0	0	0	0	0	0	0	1
22:15	0	0	0	0	0	0	0	0	0	0	0	0	0	0
22:30	0	0	0	0	0	0	0	0	0	0	0	0	0	0
22:45	0	0	0	0	0	0	0	0	0	0	0	0	0	0
23:00	0	0	0	0	0	0	0	0	0	0	0	0	0	0
23:15	0	0	0	0	0	0	0	0	0	0	0	0	0	0
23:30	0	0	0	0	0	0	0	0	0	0	0	0	0	0
23:45	0	1	0	0	0	0	0	0	0	0	0	0	0	1
<b>Totals</b>	<b>12</b>	<b>22</b>	<b>21</b>	<b>28</b>	<b>3</b>	<b>1</b>								<b>87</b>
% of Totals	14%	25%	24%	32%	3%	1%								100%

AM Volumes		PM Volumes		NOON 12-2		PM 4-6		Off Peak Volumes	
Volume	%	Volume	%	Volume	%	Volume	%	Volume	%
8	7%	14	16%	16	18%	11	13%	42	48%
9	9%	11	13%	1	1%				
10	11%	13	15%						
11	17%	15	17%						
12	1%	27	31%						
13	1%	1	1%						
14		1	1%						
15		1	1%						
16		1	1%						
17		1	1%						
18		1	1%						
19		1	1%						
20		1	1%						
21		1	1%						
22		1	1%						
23		1	1%						
24		1	1%						
25		1	1%						
26		1	1%						
27		1	1%						
28		1	1%						
29		1	1%						
30		1	1%						
31		1	1%						
32		1	1%						
33		1	1%						
34		1	1%						
35		1	1%						
36		1	1%						
37		1	1%						
38									

**SPEED**

SW 89th Ave Bet. SW 50th St & SW 50th Pl

Day: Tuesday  
Date: 5/16/2023

City: Cooper City  
Project #: FL23\_140259\_047s

South Bound														
Time	< 15	15 - 19	20 - 24	25 - 29	30 - 34	35 - 39	40 - 44	45 - 49	50 - 54	55 - 59	60 - 64	65 - 69	70 +	Total
00:00 AM	0	0	0	0	0	0	0	0	0	0	0	0	0	0
00:15	0	0	0	0	0	0	0	0	0	0	0	0	0	0
00:30	0	0	0	0	0	0	0	0	0	0	0	0	0	0
00:45	0	0	0	0	0	0	0	0	0	0	0	0	0	0
01:00	0	0	0	0	0	0	0	0	0	0	0	0	0	0
01:15	0	0	0	0	0	0	0	0	0	0	0	0	0	0
01:30	0	0	0	0	0	0	0	0	0	0	0	0	0	0
01:45	0	0	0	0	0	0	0	0	0	0	0	0	0	0
02:00	0	0	0	0	0	0	0	0	0	0	0	0	0	0
02:15	0	0	0	0	0	0	0	0	0	0	0	0	0	0
02:30	0	0	0	0	0	0	0	0	0	0	0	0	0	0
02:45	0	0	0	0	0	0	0	0	0	0	0	0	0	0
03:00	0	0	0	0	0	0	0	0	0	0	0	0	0	0
03:15	0	0	0	0	0	0	0	0	0	0	0	0	0	0
03:30	0	0	0	0	0	0	0	0	0	0	0	0	0	0
03:45	0	0	0	0	0	0	0	0	0	0	0	0	0	0
04:00	0	0	0	0	0	0	0	0	0	0	0	0	0	0
04:15	0	0	0	0	0	0	0	0	0	0	0	0	0	0
04:30	0	0	0	0	0	0	0	0	0	0	0	0	0	0
04:45	0	0	0	0	0	0	0	0	0	0	0	0	0	0
05:00	0	0	0	0	0	0	0	0	0	0	0	0	0	0
05:15	0	0	0	0	0	0	0	0	0	0	0	0	0	0
05:30	0	0	0	0	0	0	0	0	0	0	0	0	0	0
05:45	0	0	0	0	0	0	0	0	0	0	0	0	0	0
06:00	0	0	0	0	0	0	0	0	0	0	0	0	0	0
06:15	0	0	1	0	0	0	0	0	0	0	0	0	0	1
06:30	0	0	0	1	0	0	0	0	0	0	0	0	0	1
06:45	0	0	0	0	0	0	0	0	0	0	0	0	0	0
07:00	0	0	1	0	0	0	0	0	0	0	0	0	0	1
07:15	0	0	1	1	0	0	0	0	0	0	0	0	0	2
07:30	0	0	0	1	0	0	0	0	0	0	0	0	0	1
07:45	0	0	1	1	0	0	0	0	0	0	0	0	0	2
08:00	0	0	1	1	0	0	0	0	0	0	0	0	0	1
08:15	0	0	0	0	1	0	0	0	0	0	0	0	0	1
08:30	0	0	0	1	0	0	0	0	0	0	0	0	0	1
08:45	0	0	2	0	0	0	0	0	0	0	0	0	0	2
09:00	0	0	1	2	0	0	0	0	0	0	0	0	0	3
09:15	0	0	0	0	0	0	0	0	0	0	0	0	0	0
09:30	0	0	0	1	0	0	0	0	0	0	0	0	0	1
09:45	0	0	0	0	0	0	0	0	0	0	0	0	0	0
10:00	1	0	2	1	0	0	0	0	0	0	0	0	0	4
10:15	0	0	0	0	2	0	0	0	0	0	0	0	0	2
10:30	0	1	2	0	1	0	0	0	0	0	0	0	0	4
10:45	0	1	1	0	0	0	0	0	0	0	0	0	0	1
11:00	0	0	0	0	0	0	0	0	0	0	0	0	0	0
11:15	0	1	3	0	1	0	0	0	0	0	0	0	0	5
11:30	0	1	0	0	0	0	0	0	0	0	0	0	0	1
11:45	0	1	0	2	0	0	0	0	0	0	0	0	0	3
12:00 PM	0	0	0	0	0	0	0	0	0	0	0	0	0	0
12:15	0	0	0	0	0	0	0	0	0	0	0	0	0	0
12:30	1	0	0	1	0	0	0	0	0	0	0	0	0	2
12:45	0	0	0	2	0	0	0	0	0	0	0	0	0	2
13:00	0	0	0	0	0	0	0	0	0	0	0	0	0	0
13:15	1	2	0	0	0	0	0	0	0	0	0	0	0	3
13:30	1	0	0	0	0	0	0	0	0	0	0	0	0	1
13:45	1	2	1	2	0	0	0	0	0	0	0	0	0	6
14:00	0	0	0	1	0	0	0	0	0	0	0	0	0	1
14:15	0	1	1	0	0	0	0	0	0	0	0	0	0	2
14:30	0	0	2	0	0	0	0	0	0	0	0	0	0	2
14:45	0	0	1	0	0	0	0	0	0	0	0	0	0	1
15:00	0	0	0	1	0	0	0	0	0	0	0	0	0	1
15:15	0	0	0	0	0	0	0	0	0	0	0	0	0	0
15:30	0	0	1	0	0	0	0	0	0	0	0	0	0	1
15:45	0	0	0	1	0	0	0	0	0	0	0	0	0	1
16:00	1	1	0	0	0	0	0	0	0	0	0	0	0	2
16:15	0	0	0	0	0	0	0	0	0	0	0	0	0	0
16:30	1	0	3	1	0	0	0	0	0	0	0	0	0	5
16:45	0	0	0	0	0	0	0	0	0	0	0	0	0	0
17:00	0	0	0	0	0	0	0	0	0	0	0	0	0	0
17:15	0	0	0	1	0	0	0	0	0	0	0	0	0	1
17:30	0	0	0	0	0	0	0	0	0	0	0	0	0	0
17:45	0	0	0	0	0	0	0	0	0	0	0	0	0	0
18:00	0	0	0	1	0	0	0	0	0	0	0	0	0	1
18:15	0	1	1	0	0	0	0	0	0	0	0	0	0	2
18:30	0	0	0	0	0	0	0	0	0	0	0	0	0	0
18:45	1	0	0	0	0	0	0	0	0	0	0	0	0	1
19:00	0	0	0	0	0	0	0	0	0	0	0	0	0	0
19:15	1	0	0	0	0	0	0	0	0	0	0	0	0	1
19:30	0	0	1	1	1	0	0	0	0	0	0	0	0	3
19:45	1	0	0	0	0	0	0	0	0	0	0	0	0	1
20:00	0	0	1	0	0	0	0	0	0	0	0	0	0	1
20:15	0	0	1	1	1	0	0	0	0	0	0	0	0	3
20:30	1	0	3	1	1	0	0	0	0	0	0	0	0	13
20:45	0	0	0	0	0	0	0	0	0	0	0	0	0	0
21:00	0	0	0	1	0	0	0	0	0	0	0	0	0	1
21:15	0	0	0	0	0	0	0	0	0	0	0	0	0	0
21:30	0	0	0	0	0	0	0	0	0	0	0	0	0	0
21:45	0	0	0	0	0	0	0	0	0	0	0	0	0	0
22:00	1	0	0	0	0	0	0	0	0	0	0	0	0	1
22:15	0	0	1	0	0	0	0	0	0	0	0	0	0	1
22:30	0	0	0	0	0	0	0	0	0	0	0	0	0	0
22:45	0	0	0	0	0	0	0	0	0	0	0	0	0	0
23:00	0	0	0	1	0	0	0	0	0	0	0	0	0	1
23:15	0	0	0	0	0	0	0	0	0	0	0	0	0	0
23:30	0	0	0	0	0	0	0	0	0	0	0	0	0	0
23:45	1	0	0	0	0	0	0	0	0	0	0	0	0	1
<b>Totals</b>	<b>13</b>	<b>12</b>	<b>23</b>	<b>28</b>	<b>7</b>									<b>89</b>
% of Totals	15%	13%	26%	31%	8%									100%

AM Volumes		PM Volumes		NOON 12-2		PM 4-6		Off Peak Volumes	
Volume	%	Volume	%	Volume	%	Volume	%	Volume	%
2	2%	11	12%	14	16%	10	11%	54	61%
9	10%	17	19%	19	22%	6	7%	38	43%
10	11%	18	20%	20	23%	7	8%	40	45%
11	12%	19	21%	21	24%	8	9%	42	47%
12	13%	20	22%	22	25%	9	10%	44	49%
13	14%	21	23%	23	26%	10	11%	46	51%
14	15%	22	24%	24	27%	11	12%	48	53%
15	16%	23	25%	25	28%	12	13%	50	55%
16	17%	24	26%	26	29%	13	14%	52	57%
17	18%	25	27%	27	30%	14	15%	54	59%
18	19%	26	28%	28	31%	15	16%	56	61%
19	20%	27	29%	29	32%	16	17%	58	63%
20	21%	28	30%	30	33%	17	18%	60	65%
21	22%	29	31%	31	34%	18	19%	62	67%
22	23%	30	32%	32	35%	19	20%	64	69%
23	24%	31	33%	33	36%	20	21%	66	71%
24	25%	32	34%	34	37%	21	22%	68	73%
25	26%	33	35%	35	38%	22	23%	70	75%
26	27%	34	36%	36	39%	23	24%	72	77%
27	28%	35	37%	37	40%	24	25%	74	79%
28	29%	36	38%	38	41%	25	26%	76	81%
29	30%	37	39%	39	42%	26	27%	78	83%
30	31%	38	40%	40					

Summary

Time	< 15	15 - 19	20 - 24	25 - 29	30 - 34	35 - 39	40 - 44	45 - 49	50 - 54	55 - 59	60 - 64	65 - 69	70 +	Total
00:00 AM	0	0	0	0	0	0	0	0	0	0	0	0	0	0
00:15	0	0	1	0	0	0	0	0	0	0	0	0	0	1
00:30	0	0	0	0	0	0	0	0	0	0	0	0	0	0
00:45	0	0	0	0	0	0	0	0	0	0	0	0	0	0
01:00	0	0	0	0	0	0	0	0	0	0	0	0	0	0
01:15	0	0	0	0	0	0	0	0	0	0	0	0	0	0
01:30	0	0	0	0	0	0	0	0	0	0	0	0	0	0
01:45	0	0	0	0	0	0	0	0	0	0	0	0	0	0
02:00	0	0	0	0	0	0	0	0	0	0	0	0	0	0
02:15	0	0	0	0	0	0	0	0	0	0	0	0	0	0
02:30	0	0	0	0	0	0	0	0	0	0	0	0	0	0
02:45	0	0	0	0	0	0	0	0	0	0	0	0	0	0
03:00	0	0	0	0	0	0	0	0	0	0	0	0	0	0
03:15	0	0	1	0	0	0	0	0	0	0	0	0	0	1
03:30	0	0	0	0	0	0	0	0	0	0	0	0	0	0
03:45	0	0	0	0	0	0	0	0	0	0	0	0	0	0
04:00	0	0	0	0	0	0	0	0	0	0	0	0	0	0
04:15	0	0	0	0	0	0	0	0	0	0	0	0	0	0
04:30	0	0	0	0	0	0	0	0	0	0	0	0	0	0
04:45	0	0	0	0	0	0	0	0	0	0	0	0	0	0
05:00	0	0	0	0	0	0	0	0	0	0	0	0	0	0
05:15	0	0	0	0	0	0	0	0	0	0	0	0	0	0
05:30	0	0	0	0	0	0	0	0	0	0	0	0	0	0
05:45	0	0	0	0	0	0	0	0	0	0	0	0	0	0
06:00	0	0	0	0	0	0	0	0	0	0	0	0	0	0
06:15	0	0	1	1	0	0	0	0	0	0	0	0	0	2
06:30	0	1	0	1	0	0	0	0	0	0	0	0	0	2
06:45	0	0	1	0	0	0	0	0	0	0	0	0	0	1
07:00	0	1	1	0	0	0	0	0	0	0	0	0	0	1
07:15	1	1	1	1	0	0	0	0	0	0	0	0	0	4
07:30	0	0	2	2	0	0	0	0	0	0	0	0	0	4
07:45	0	0	2	3	0	0	0	0	0	0	0	0	0	5
08:00	0	1	1	1	1	1	0	0	0	0	0	0	0	4
08:15	0	0	1	0	1	0	0	0	0	0	0	0	0	2
08:30	1	0	0	2	0	0	0	0	0	0	0	0	0	3
08:45	0	1	3	2	0	0	0	0	0	0	0	0	0	6
09:00	1	0	1	3	0	0	0	0	0	0	0	0	0	5
09:15	0	0	0	1	0	0	0	0	0	0	0	0	0	1
09:30	2	1	0	1	0	0	0	0	0	0	0	0	0	4
09:45	0	0	1	1	0	0	0	0	0	0	0	0	0	2
10:00	2	2	2	1	0	0	0	0	0	0	0	0	0	7
10:15	0	0	0	1	2	0	0	0	0	0	0	0	0	3
10:30	0	1	2	0	1	0	0	0	0	0	0	0	0	4
10:45	0	2	0	0	1	0	0	0	0	0	0	0	0	3
11:00	0	0	1	1	0	0	0	0	0	0	0	0	0	2
11:15	0	1	3	1	1	0	0	0	0	0	0	0	0	6
11:30	0	1	0	0	0	0	0	0	0	0	0	0	0	1
11:45	1	1	0	2	0	0	0	0	0	0	0	0	0	4
12:00 PM	1	0	0	0	0	0	0	0	0	0	0	0	0	1
12:15	0	1	0	0	0	0	0	0	0	0	0	0	0	1
12:30	1	1	0	3	0	0	0	0	0	0	0	0	0	5
12:45	0	1	0	3	0	0	0	0	0	0	0	0	0	4
13:00	0	0	0	0	0	1	0	0	0	0	0	0	0	1
13:15	1	4	0	1	0	0	0	0	0	0	0	0	0	6
13:30	1	0	2	0	0	0	0	0	0	0	0	0	0	3
13:45	1	3	2	3	0	0	0	0	0	0	0	0	0	9
14:00	0	0	0	1	0	0	0	0	0	0	0	0	0	1
14:15	0	1	1	0	0	0	0	0	0	0	0	0	0	2
14:30	0	0	2	1	0	0	0	0	0	0	0	0	0	3
14:45	0	0	1	1	1	0	0	0	0	0	0	0	0	3
15:00	0	0	0	1	0	0	0	0	0	0	0	0	0	1
15:15	0	0	0	0	0	0	0	0	0	0	0	0	0	0
15:30	0	0	2	1	0	0	0	0	0	0	0	0	0	3
15:45	0	0	2	2	0	0	0	0	0	0	0	0	0	4
16:00	2	1	0	1	0	0	0	0	0	0	0	0	0	4
16:15	0	1	0	0	0	0	0	0	0	0	0	0	0	1
16:30	2	2	3	1	0	0	0	0	0	0	0	0	0	8
16:45	0	1	0	0	0	0	0	0	0	0	0	0	0	1
17:00	0	0	1	0	0	0	0	0	0	0	0	0	0	1
17:15	0	0	0	1	1	0	0	0	0	0	0	0	0	2
17:30	0	0	1	1	0	0	0	0	0	0	0	0	0	2
17:45	0	0	0	2	0	0	0	0	0	0	0	0	0	2
18:00	0	0	0	1	0	0	0	0	0	0	0	0	0	1
18:15	0	1	1	0	0	0	0	0	0	0	0	0	0	2
18:30	1	1	1	0	0	0	0	0	0	0	0	0	0	3
18:45	1	1	0	0	0	0	0	0	0	0	0	0	0	2
19:00	0	0	0	0	0	0	0	0	0	0	0	0	0	0
19:15	1	1	0	1	0	0	0	0	0	0	0	0	0	3
19:30	0	0	1	1	1	0	0	0	0	0	0	0	0	3
19:45	1	0	1	0	0	0	0	0	0	0	0	0	0	2
20:00	0	0	2	0	0	0	0	0	0	0	0	0	0	2
20:15	0	0	1	1	1	0	0	0	0	0	0	0	0	3
20:30	0	0	0	1	0	0	0	0	0	0	0	0	0	1
20:45	1	0	0	0	0	0	0	0	0	0	0	0	0	1
21:00	0	0	0	1	0	0	0	0	0	0	0	0	0	1
21:15	1	0	0	0	0	0	0	0	0	0	0	0	0	1
21:30	0	0	0	0	0	0	0	0	0	0	0	0	0	0
21:45	0	0	0	0	0	0	0	0	0	0	0	0	0	0
22:00	1	0	0	1	0	0	0	0	0	0	0	0	0	2
22:15	0	0	1	0	0	0	0	0	0	0	0	0	0	1
22:30	0	0	0	0	0	0	0	0	0	0	0	0	0	0
22:45	0	0	0	0	0	0	0	0	0	0	0	0	0	0
23:00	0	0	0	1	0	0	0	0	0	0	0	0	0	1
23:15	0	0	0	0	0	0	0	0	0	0	0	0	0	0
23:30	0	0	0	0	0	0	0	0	0	0	0	0	0	0
23:45	1	1	0	0	0	0	0	0	0	0	0	0	0	2
<b>Totals</b>	<b>25</b>	<b>34</b>	<b>50</b>	<b>56</b>	<b>10</b>	<b>1</b>								<b>176</b>
<b>% of Totals</b>	<b>14%</b>	<b>19%</b>	<b>28%</b>	<b>32%</b>	<b>6%</b>	<b>1%</b>								<b>100%</b>

AM Volumes	8	13	23	26	0	0	0	0	0	0	0	0	0	78	
% AM	5%	7%	14%	15%	3%									44%	
AM Peak Hour	09:15	10:00	07:00	08:30	09:45									07:15	
Volume	4	5	4	3	3									12	
PM Volumes	17	21	23	30	4	1	0	0	0	0	0	0	0	98	
% PM	10%	12%	14%	17%	2%	1%								56%	
PM Peak Hour	15:45	16:30	18:00	17:30	19:30	12:15								18:00	
Volume	4	7	4	7	2	1								19	
Directional Peak Periods		AM 7-9				NOON 12-2				PM 4-6				Off Peak Volumes	
All Classes	Volume	← →				← →				← →				← →	
	29	16%				17%				12%				96	

Street Name	Direction	Percentiles					
		15th	50th	Average	85th	95th	ADT
SW 89th Ave	Summary	15	23	22	29	31	176

# SPEED

SW 89th Ave Bet. SW 50th St & SW 50th Pl

Day: Tuesday  
Date: 5/16/2023

City: Cooper City  
Project #: FL23\_140259\_047n

## North Bound

Time	< 15	15 - 19	20 - 24	25 - 29	30 - 34	35 - 39	40 - 44	45 - 49	50 - 54	55 - 59	60 - 64	65 - 69	70 +	Total
00:00 AM	0	0	1	0	0	0	0	0	0	0	0	0	0	1
01:00	0	0	0	0	0	0	0	0	0	0	0	0	0	0
02:00	0	0	0	0	0	0	0	0	0	0	0	0	0	0
03:00	0	0	1	0	0	0	0	0	0	0	0	0	0	1
04:00	0	0	0	0	0	0	0	0	0	0	0	0	0	0
05:00	0	0	0	0	0	0	0	0	0	0	0	0	0	0
06:00	0	1	1	1	0	0	0	0	0	0	0	0	0	3
07:00	1	1	3	3	0	0	0	0	0	0	0	0	0	8
08:00	1	2	2	4	1	0	0	0	0	0	0	0	0	10
09:00	2	1	1	3	0	0	0	0	0	0	0	0	0	7
10:00	1	3	0	2	0	0	0	0	0	0	0	0	0	6
11:00	1	0	1	2	0	0	0	0	0	0	0	0	0	4
12:00 PM	1	3	0	3	0	0	0	0	0	0	0	0	0	7
13:00	0	3	3	2	0	1	0	0	0	0	0	0	0	9
14:00	0	0	0	2	1	0	0	0	0	0	0	0	0	3
15:00	0	0	3	2	0	0	0	0	0	0	0	0	0	5
16:00	2	4	0	1	0	0	0	0	0	0	0	0	0	7
17:00	0	0	2	1	1	0	0	0	0	0	0	0	0	4
18:00	1	2	1	0	0	0	0	0	0	0	0	0	0	4
19:00	0	1	1	1	0	0	0	0	0	0	0	0	0	3
20:00	1	0	1	0	0	0	0	0	0	0	0	0	0	2
21:00	1	0	0	0	0	0	0	0	0	0	0	0	0	1
22:00	0	0	0	1	0	0	0	0	0	0	0	0	0	1
23:00	0	1	0	0	0	0	0	0	0	0	0	0	0	1
<b>Totals</b>	<b>12</b>	<b>22</b>	<b>21</b>	<b>28</b>	<b>3</b>	<b>1</b>								<b>87</b>
<b>% of Totals</b>	14%	25%	24%	32%	3%	1%								100%

<b>AM Volumes</b>	6	8	10	15	1	0	0	0	0	0	0	0	0	40
<b>% AM</b>	7%	9%	11%	17%	1%									46%
<b>AM Peak Hour</b>	09:00	10:00	07:00	08:00	08:00									08:00
<b>Volume</b>	2	3	3	4	1									10
<b>PM Volumes</b>	6	14	11	13	2	1	0	0	0	0	0	0	0	47
<b>% PM</b>	7%	16%	13%	15%	2%	1%								54%
<b>PM Peak Hour</b>	16:00	16:00	13:00	12:00	14:00	13:00								13:00
<b>Volume</b>	2	4	3	3	1	1								9

Directional Peak Periods All Speeds	AM 7-9		NOON 12-2		PM 4-6		Off Peak Volumes	
	Volume	%	Volume	%	Volume	%	Volume	%
	18	↔ 21%	16	↔ 18%	11	↔ 13%	42	↔ 48%

Street Name	Direction	Percentiles					ADT
		15th	50th	Average	85th	95th	
SW 89th Ave	North Bound	15	22	22	28	30	87
SW 89th Ave	South Bound	15	23	22	29	32	89

# SPEED

SW 89th Ave Bet. SW 50th St & SW 50th Pl

Day: Tuesday  
Date: 5/16/2023

City: Cooper City  
Project #: FL23\_140259\_047s

## South Bound

Time	< 15	15 - 19	20 - 24	25 - 29	30 - 34	35 - 39	40 - 44	45 - 49	50 - 54	55 - 59	60 - 64	65 - 69	70 +	Total
00:00 AM	0	0	0	0	0	0	0	0	0	0	0	0	0	0
01:00	0	0	0	0	0	0	0	0	0	0	0	0	0	0
02:00	0	0	0	0	0	0	0	0	0	0	0	0	0	0
03:00	0	0	0	0	0	0	0	0	0	0	0	0	0	0
04:00	0	0	0	0	0	0	0	0	0	0	0	0	0	0
05:00	0	0	0	0	0	0	0	0	0	0	0	0	0	0
06:00	0	0	1	1	0	0	0	0	0	0	0	0	0	2
07:00	0	0	3	3	0	0	0	0	0	0	0	0	0	6
08:00	0	0	3	1	1	0	0	0	0	0	0	0	0	5
09:00	1	0	1	3	0	0	0	0	0	0	0	0	0	5
10:00	1	2	4	1	3	0	0	0	0	0	0	0	0	11
11:00	0	3	3	2	1	0	0	0	0	0	0	0	0	9
12:00 PM	1	0	0	3	0	0	0	0	0	0	0	0	0	4
13:00	3	4	1	2	0	0	0	0	0	0	0	0	0	10
14:00	0	1	4	1	0	0	0	0	0	0	0	0	0	6
15:00	0	0	1	2	0	0	0	0	0	0	0	0	0	3
16:00	2	1	3	1	0	0	0	0	0	0	0	0	0	7
17:00	0	0	0	3	0	0	0	0	0	0	0	0	0	3
18:00	1	1	1	1	0	0	0	0	0	0	0	0	0	4
19:00	2	0	1	1	1	0	0	0	0	0	0	0	0	5
20:00	0	0	2	1	1	0	0	0	0	0	0	0	0	4
21:00	0	0	0	1	0	0	0	0	0	0	0	0	0	1
22:00	1	0	1	0	0	0	0	0	0	0	0	0	0	2
23:00	1	0	0	1	0	0	0	0	0	0	0	0	0	2
<b>Totals</b>	<b>13</b>	<b>12</b>	<b>29</b>	<b>28</b>	<b>7</b>									<b>89</b>
<b>% of Totals</b>	15%	13%	33%	31%	8%									100%

<b>AM Volumes</b>	2	5	15	11	5	0	0	0	0	0	0	0	0	38
<b>% AM</b>	2%	6%	17%	12%	6%									43%
<b>AM Peak Hour</b>	09:00	11:00	10:00	07:00	10:00									10:00
<b>Volume</b>	1	3	4	3	3									11
<b>PM Volumes</b>	11	7	14	17	2	0	0	0	0	0	0	0	0	51
<b>% PM</b>	12%	8%	16%	19%	2%									57%
<b>PM Peak Hour</b>	13:00	13:00	14:00	12:00	19:00									13:00
<b>Volume</b>	3	4	4	3	1									10

Directional Peak Periods All Speeds	AM 7-9		NOON 12-2		PM 4-6		Off Peak Volumes	
	Volume	%	Volume	%	Volume	%	Volume	%
	11	↔ 12%	14	↔ 16%	10	↔ 11%	54	↔ 61%

Street Name	Direction	Percentiles					ADT
		15th	50th	Average	85th	95th	
SW 89th Ave	North Bound	15	22	22	28	30	87
SW 89th Ave	South Bound	15	23	22	29	32	89



# SPEED

SW 89th Ave Bet. SW 50th St & SW 50th Pl

Day: Tuesday  
Date: 5/16/2023

City: Cooper City  
Project #: FL23\_140259\_047

## Summary

Time	< 15	15 - 19	20 - 24	25 - 29	30 - 34	35 - 39	40 - 44	45 - 49	50 - 54	55 - 59	60 - 64	65 - 69	70 +	Total
00:00 AM	0	0	1	0	0	0	0	0	0	0	0	0	0	1
01:00	0	0	0	0	0	0	0	0	0	0	0	0	0	0
02:00	0	0	0	0	0	0	0	0	0	0	0	0	0	0
03:00	0	0	1	0	0	0	0	0	0	0	0	0	0	1
04:00	0	0	0	0	0	0	0	0	0	0	0	0	0	0
05:00	0	0	0	0	0	0	0	0	0	0	0	0	0	0
06:00	0	1	2	2	0	0	0	0	0	0	0	0	0	5
07:00	1	1	6	6	0	0	0	0	0	0	0	0	0	14
08:00	1	2	5	5	2	0	0	0	0	0	0	0	0	15
09:00	3	1	2	6	0	0	0	0	0	0	0	0	0	12
10:00	2	5	4	3	3	0	0	0	0	0	0	0	0	17
11:00	1	3	4	4	1	0	0	0	0	0	0	0	0	13
12:00 PM	2	3	0	6	0	0	0	0	0	0	0	0	0	11
13:00	3	7	4	4	0	1	0	0	0	0	0	0	0	19
14:00	0	1	4	3	1	0	0	0	0	0	0	0	0	9
15:00	0	0	4	4	0	0	0	0	0	0	0	0	0	8
16:00	4	5	3	2	0	0	0	0	0	0	0	0	0	14
17:00	0	0	2	4	1	0	0	0	0	0	0	0	0	7
18:00	2	3	2	1	0	0	0	0	0	0	0	0	0	8
19:00	2	1	2	2	1	0	0	0	0	0	0	0	0	8
20:00	1	0	3	1	1	0	0	0	0	0	0	0	0	6
21:00	1	0	0	1	0	0	0	0	0	0	0	0	0	2
22:00	1	0	1	1	0	0	0	0	0	0	0	0	0	3
23:00	1	1	0	1	0	0	0	0	0	0	0	0	0	3
<b>Totals</b>	<b>25</b>	<b>34</b>	<b>50</b>	<b>56</b>	<b>10</b>	<b>1</b>								<b>176</b>
<b>% of Totals</b>	<b>14%</b>	<b>19%</b>	<b>28%</b>	<b>32%</b>	<b>6%</b>	<b>1%</b>								<b>100%</b>

<b>AM Volumes</b>	8	13	25	26	6	0	0	0	0	0	0	0	0	78
<b>% AM</b>	5%	7%	14%	15%	3%									44%
<b>AM Peak Hour</b>	09:00	10:00	07:00	07:00	10:00									10:00
<b>Volume</b>	3	5	6	6	3									17
<b>PM Volumes</b>	17	21	25	30	4	1	0	0	0	0	0	0	0	98
<b>% PM</b>	10%	12%	14%	17%	2%	1%								56%
<b>PM Peak Hour</b>	16:00	13:00	13:00	12:00	14:00	13:00								13:00
<b>Volume</b>	4	7	4	6	1	1								19

Directional Peak Periods All Speeds	AM 7-9		NOON 12-2		PM 4-6		Off Peak Volumes	
	Volume	%	Volume	%	Volume	%	Volume	%
	29	↔ 16%	30	↔ 17%	21	↔ 12%	96	↔ 55%

Street Name	Direction	Percentiles					ADT
		15th	50th	Average	85th	95th	
SW 89th Ave	Summary	15	23	22	29	31	176

**VOLUME**

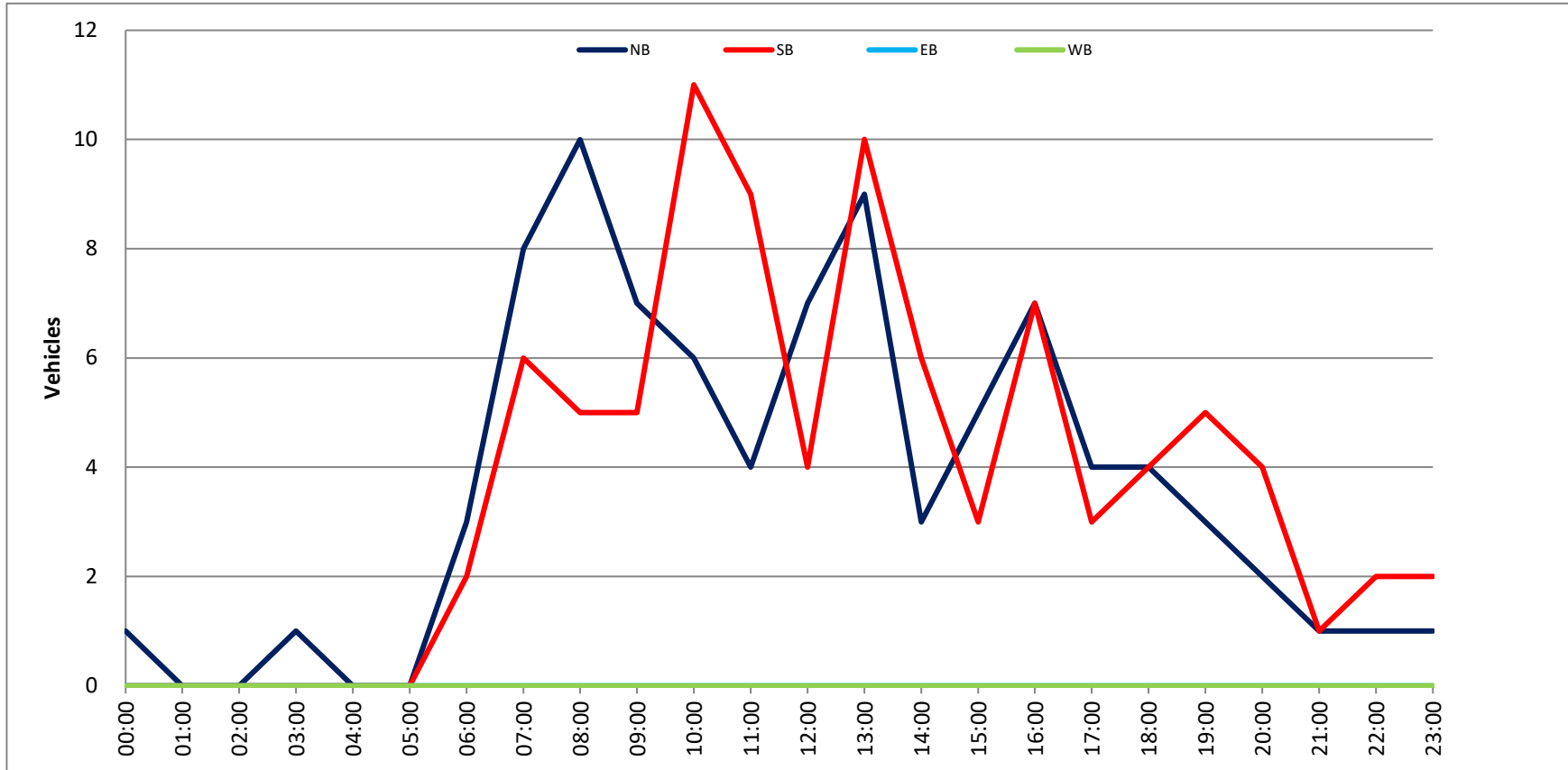
SW 89th Ave Bet. SW 50th St & SW 50th Pl

Day: Tuesday  
Date: 5/16/2023

City: Cooper City  
Project #: FL23\_140259\_047

DAILY TOTALS												Total			
				NB		SB		EB				WB		Total	
				87		89		0		0					
AM Period	NB	SB	EB	WB	TOTAL	PM Period	NB	SB	EB	WB	TOTAL				
00:00	0	0	0	0	0	12:00	1	0	0	0	1	1	1		
00:15	1	0	0	0	1	12:15	1	0	0	0	1	1	1		
00:30	0	0	0	0	0	12:30	3	2	0	0	5	5	5		
00:45	0	1	0	0	1	12:45	2	7	2	4	0	4	11		
01:00	0	0	0	0	0	13:00	1	0	0	0	1	1	1		
01:15	0	0	0	0	0	13:15	3	3	0	0	6	6	6		
01:30	0	0	0	0	0	13:30	2	1	1	0	0	3	3		
01:45	0	0	0	0	0	13:45	3	9	6	10	0	9	19		
02:00	0	0	0	0	0	14:00	0	0	0	0	0	0	0		
02:15	0	0	0	0	0	14:15	0	2	2	0	0	2	2		
02:30	0	0	0	0	0	14:30	1	1	2	0	0	3	3		
02:45	0	0	0	0	0	14:45	2	3	1	6	0	3	9		
03:00	0	0	0	0	0	15:00	0	1	1	0	0	1	1		
03:15	1	0	0	0	1	15:15	0	0	0	0	0	0	0		
03:30	0	0	0	0	0	15:30	2	1	1	0	0	3	3		
03:45	0	1	0	0	1	15:45	3	5	1	3	0	4	8		
04:00	0	0	0	0	0	16:00	2	2	2	0	0	4	4		
04:15	0	0	0	0	0	16:15	1	1	0	0	0	1	1		
04:30	0	0	0	0	0	16:30	3	5	0	0	0	8	8		
04:45	0	0	0	0	0	16:45	1	7	0	7	0	1	14		
05:00	0	0	0	0	0	17:00	1	0	0	0	0	1	1		
05:15	0	0	0	0	0	17:15	1	1	0	0	0	2	2		
05:30	0	0	0	0	0	17:30	2	0	0	0	0	2	2		
05:45	0	0	0	0	0	17:45	0	4	2	3	0	2	7		
06:00	0	0	0	0	0	18:00	0	0	0	0	0	0	0		
06:15	1	1	0	0	2	18:15	0	2	2	0	0	2	2		
06:30	1	1	0	0	2	18:30	3	3	0	0	0	3	3		
06:45	1	3	0	0	5	18:45	1	4	1	4	0	2	8		
07:00	0	1	1	0	1	19:00	0	0	0	0	0	0	0		
07:15	2	2	2	0	4	19:15	2	1	1	0	0	3	3		
07:30	3	1	0	0	4	19:30	0	3	0	0	0	3	3		
07:45	3	8	2	6	14	19:45	1	3	1	5	0	2	8		
08:00	3	1	1	0	4	20:00	1	1	1	0	0	2	2		
08:15	1	1	1	0	2	20:15	0	3	0	0	0	3	3		
08:30	2	1	1	0	3	20:30	0	0	0	0	0	0	0		
08:45	4	10	2	5	15	20:45	1	2	0	4	0	1	6		
09:00	2	2	3	0	5	21:00	0	1	1	0	0	1	1		
09:15	1	0	0	0	1	21:15	1	1	0	0	0	1	1		
09:30	2	2	2	0	4	21:30	0	0	0	0	0	0	0		
09:45	2	7	0	0	12	21:45	0	1	0	1	0	2	2		
10:00	3	4	4	0	7	22:00	1	1	1	0	0	2	2		
10:15	1	2	2	0	3	22:15	0	1	1	0	0	1	1		
10:30	0	4	4	0	4	22:30	0	0	0	0	0	0	0		
10:45	2	6	1	11	17	22:45	0	1	0	2	0	3	3		
11:00	2	0	0	0	2	23:00	0	1	1	0	0	1	1		
11:15	1	5	0	0	6	23:15	0	0	0	0	0	0	0		
11:30	0	1	1	0	1	23:30	0	0	0	0	0	0	0		
11:45	1	4	3	9	13	23:45	1	1	1	2	0	2	3		
TOTALS	40	38	48.7%		78	TOTALS	47	51	48.0%	52.0%		98	98		
SPLIT %	51.3%	48.7%			44.3%	SPLIT %	48.0%	52.0%				55.7%	55.7%		
<b>DAILY TOTALS</b>												<b>Total</b>			
				<b>87</b>		<b>89</b>		<b>0</b>				<b>0</b>		<b>176</b>	

AM Peak Hour	07:15	10:00	07:15	PM Peak Hour	12:30	13:15	13:00
AM Pk Volume	11	11	17	PM Pk Volume	9	11	19
Pk Hr Factor	0.917	0.688	0.850	Pk Hr Factor	0.750	0.458	0.528
7 - 9 Volume	18	11	29	4 - 6 Volume	11	10	21
7 - 9 Peak Hour	07:15	07:00	07:15	4 - 6 Peak Hour	16:00	16:00	16:00
7 - 9 Pk Volume	11	6	17	4 - 6 Pk Volume	7	7	14
Pk Hr Factor	0.917	0.750	0.850	Pk Hr Factor	0.583	0.350	0.438



**SPEED**

SW 89th Ave Bet. SW 50th St & SW 50th Pl

Day: Wednesday  
Date: 5/17/2023

City: Cooper City  
Project #: FL23\_140259\_047n

North Bound														
Time	< 15	15 - 19	20 - 24	25 - 29	30 - 34	35 - 39	40 - 44	45 - 49	50 - 54	55 - 59	60 - 64	65 - 69	70 +	Total
00:00 AM	0	0	0	0	0	0	0	0	0	0	0	0	0	0
00:15	0	0	0	0	0	0	0	0	0	0	0	0	0	0
00:30	0	0	0	0	0	0	0	0	0	0	0	0	0	0
00:45	0	0	0	0	0	0	0	0	0	0	0	0	0	0
01:00	0	0	0	0	0	0	0	0	0	0	0	0	0	0
01:15	0	0	0	0	0	0	0	0	0	0	0	0	0	0
01:30	0	0	0	0	0	0	0	0	0	0	0	0	0	0
01:45	0	0	0	0	0	0	0	0	0	0	0	0	0	0
02:00	0	0	0	0	0	0	0	0	0	0	0	0	0	0
02:15	0	0	0	0	0	0	0	0	0	0	0	0	0	0
02:30	0	0	0	0	0	0	0	0	0	0	0	0	0	0
02:45	0	0	0	0	0	0	0	0	0	0	0	0	0	0
03:00	1	0	0	0	0	0	0	0	0	0	0	0	0	1
03:15	0	0	0	0	0	0	0	0	0	0	0	0	0	0
03:30	0	0	0	0	0	0	0	0	0	0	0	0	0	0
03:45	0	0	0	0	0	0	0	0	0	0	0	0	0	0
04:00	0	0	0	0	0	0	0	0	0	0	0	0	0	0
04:15	0	0	0	0	0	0	0	0	0	0	0	0	0	0
04:30	0	0	0	0	0	0	0	0	0	0	0	0	0	0
04:45	0	0	0	0	0	0	0	0	0	0	0	0	0	0
05:00	0	0	0	0	0	0	0	0	0	0	0	0	0	0
05:15	0	0	0	0	0	0	0	0	0	0	0	0	0	0
05:30	0	0	0	0	0	0	0	0	0	0	0	0	0	0
05:45	1	0	0	1	0	0	0	0	0	0	0	0	0	2
06:00	0	0	0	1	1	0	0	0	0	0	0	0	0	2
06:15	0	0	2	0	0	0	0	0	0	0	0	0	0	2
06:30	0	0	1	0	0	0	0	0	0	0	0	0	0	1
06:45	0	0	0	0	0	0	0	0	0	0	0	0	0	0
07:00	1	0	2	0	0	0	0	0	0	0	0	0	0	3
07:15	0	1	0	0	0	0	0	0	0	0	0	0	0	1
07:30	0	2	2	2	0	0	0	0	0	0	0	0	0	6
07:45	0	0	3	0	0	0	0	0	0	0	0	0	0	3
08:00	1	1	1	1	0	0	0	0	0	0	0	0	0	4
08:15	0	0	0	1	0	0	0	0	0	0	0	0	0	1
08:30	0	0	3	0	0	0	0	0	0	0	0	0	0	3
08:45	0	0	2	0	0	0	0	0	0	0	0	0	0	2
09:00	0	0	0	1	1	0	0	0	0	0	0	0	0	2
09:15	0	1	0	0	1	0	0	0	0	0	0	0	0	2
09:30	0	0	0	0	0	0	0	0	0	0	0	0	0	0
09:45	0	0	0	0	0	0	0	0	0	0	0	0	0	0
10:00	2	0	0	0	0	0	0	0	0	0	0	0	0	2
10:15	0	0	0	0	0	0	0	0	0	0	0	0	0	0
10:30	0	0	2	0	0	0	0	0	0	0	0	0	0	2
10:45	0	1	0	0	0	0	0	0	0	0	0	0	0	1
11:00	0	2	0	0	0	0	0	0	0	0	0	0	0	2
11:15	0	0	0	0	1	0	0	0	0	0	0	0	0	1
11:30	0	1	0	1	0	0	0	0	0	0	0	0	0	2
11:45	0	0	0	0	0	0	0	0	0	0	0	0	0	0
12:00 PM	1	0	2	0	0	0	0	0	0	0	0	0	0	3
12:15	0	0	0	0	0	0	0	0	0	0	0	0	0	0
12:30	0	0	0	0	0	0	0	0	0	0	0	0	0	0
12:45	1	2	0	0	0	0	0	0	0	0	0	0	0	3
13:00	0	0	0	0	0	0	0	0	0	0	0	0	0	0
13:15	0	1	0	1	0	0	0	0	0	0	0	0	0	2
13:30	1	0	0	0	0	0	0	0	0	0	0	0	0	1
13:45	0	0	1	0	0	0	0	0	0	0	0	0	0	1
14:00	0	0	0	0	0	0	0	0	0	0	0	0	0	0
14:15	0	0	0	0	0	0	0	0	0	0	0	0	0	0
14:30	0	0	1	0	0	0	0	0	0	0	0	0	0	1
14:45	0	0	1	0	0	0	0	0	0	0	0	0	0	1
15:00	0	0	0	1	0	0	0	0	0	0	0	0	0	1
15:15	0	0	0	1	0	0	0	0	0	0	0	0	0	1
15:30	0	0	0	0	0	0	0	0	0	0	0	0	0	0
15:45	0	1	4	0	0	0	0	0	0	0	0	0	0	5
16:00	0	1	0	0	0	0	0	0	0	0	0	0	0	1
16:15	0	2	0	0	0	0	0	0	0	0	0	0	0	2
16:30	0	1	0	0	0	0	0	0	0	0	0	0	0	1
16:45	0	0	0	0	0	0	0	0	0	0	0	0	0	0
17:00	0	1	1	0	0	0	0	0	0	0	0	0	0	2
17:15	0	0	2	0	0	1	0	0	0	0	0	0	0	3
17:30	0	0	0	0	0	0	0	0	0	0	0	0	0	0
17:45	0	0	0	0	0	0	0	0	0	0	0	0	0	0
18:00	1	1	1	0	0	0	0	0	0	0	0	0	0	3
18:15	0	1	1	0	0	0	0	0	0	0	0	0	0	2
18:30	0	0	2	0	0	0	0	0	0	0	0	0	0	2
18:45	0	0	0	0	0	0	0	0	0	0	0	0	0	0
19:00	0	1	0	0	0	0	0	0	0	0	0	0	0	1
19:15	0	0	0	0	0	0	0	0	0	0	0	0	0	0
19:30	0	0	0	0	0	0	0	0	0	0	0	0	0	0
19:45	1	1	1	0	0	0	0	0	0	0	0	0	0	3
20:00	1	0	0	0	0	0	0	0	0	0	0	0	0	1
20:15	0	0	0	0	0	0	0	0	0	0	0	0	0	0
20:30	0	0	0	0	0	0	0	0	0	0	0	0	0	0
20:45	0	0	0	1	0	0	0	0	0	0	0	0	0	1
21:00	0	0	0	0	0	0	0	0	0	0	0	0	0	0
21:15	0	0	0	0	0	0	0	0	0	0	0	0	0	0
21:30	0	0	0	0	0	0	0	0	0	0	0	0	0	0
21:45	0	0	0	0	0	0	0	0	0	0	0	0	0	0
22:00	0	0	0	0	0	0	0	0	0	0	0	0	0	0
22:15	0	0	0	0	0	0	0	0	0	0	0	0	0	0
22:30	0	0	0	1	0	0	0	0	0	0	0	0	0	1
22:45	0	0	0	0	0	0	0	0	0	0	0	0	0	0
23:00	0	0	0	1	0	0	0	0	0	0	0	0	0	1
23:15	0	0	0	0	0	0	0	0	0	0	0	0	0	0
23:30	0	0	0	0	0	0	0	0	0	0	0	0	0	0
23:45	0	0	0	0	0	0	0	0	0	0	0	0	0	0
<b>Totals</b>	<b>12</b>	<b>22</b>	<b>38</b>	<b>14</b>	<b>3</b>	<b>1</b>								<b>90</b>
% of Totals	13%	24%	42%	16%	3%	1%								100%

AM Volumes		PM Volumes		Directional Peak Periods	
6	9	6	13	AM 7-9	
7%	10%	7%	14%	Volume	%
09:15	07:15	12:00	15:45	23	26%
2	4	2	5	NOON 12-2	
2	4	2	5	Volume	%
2	4	2	5	10	11%
PM Peak Hour		Off Peak Volumes		PM 4-6	
2	5	2	5	Volume	%
2	5	2	5	9	10%
All Classes		All Classes		All Classes	
Volume		Volume		Volume	
23		48		53%	

Street Name	Direction	Percentiles					
		15th	50th	Average	85th	95th	ADT
SW 89th Ave	North Bound	15	21	21	27	30	90
SW 89th Ave	South Bound	16	24	23	29	31	79

**SPEED**

SW 89th Ave Bet. SW 50th St & SW 50th Pl

Day: Wednesday  
Date: 5/17/2023

City: Cooper City  
Project #: FL23\_140259\_047s

South Bound														
Time	< 15	15 - 19	20 - 24	25 - 29	30 - 34	35 - 39	40 - 44	45 - 49	50 - 54	55 - 59	60 - 64	65 - 69	70 +	Total
00:00 AM	0	0	0	0	0	0	0	0	0	0	0	0	0	0
00:15	0	0	0	0	0	0	0	0	0	0	0	0	0	0
00:30	0	0	0	0	0	0	0	0	0	0	0	0	0	0
00:45	0	0	0	0	0	0	0	0	0	0	0	0	0	0
01:00	0	0	0	0	0	0	0	0	0	0	0	0	0	0
01:15	0	0	0	0	0	0	0	0	0	0	0	0	0	0
01:30	0	0	0	0	0	0	0	0	0	0	0	0	0	0
01:45	0	0	0	0	0	0	0	0	0	0	0	0	0	0
02:00	0	0	0	0	0	0	0	0	0	0	0	0	0	0
02:15	0	0	0	0	0	0	0	0	0	0	0	0	0	0
02:30	0	0	0	0	0	0	0	0	0	0	0	0	0	0
02:45	0	0	0	0	0	0	0	0	0	0	0	0	0	0
03:00	0	0	0	0	0	0	0	0	0	0	0	0	0	0
03:15	0	0	0	0	0	0	0	0	0	0	0	0	0	0
03:30	0	0	0	0	0	0	0	0	0	0	0	0	0	0
03:45	0	0	0	0	0	0	0	0	0	0	0	0	0	0
04:00	0	0	0	0	0	0	0	0	0	0	0	0	0	0
04:15	0	0	0	0	0	0	0	0	0	0	0	0	0	0
04:30	0	0	0	0	0	0	0	0	0	0	0	0	0	0
04:45	0	0	0	0	0	0	0	0	0	0	0	0	0	0
05:00	0	0	0	0	0	0	0	0	0	0	0	0	0	0
05:15	0	0	0	0	0	0	0	0	0	0	0	0	0	0
05:30	0	0	0	0	0	0	0	0	0	0	0	0	0	0
05:45	0	0	0	0	0	0	0	0	0	0	0	0	0	0
06:00	0	0	0	1	0	0	0	0	0	0	0	0	0	1
06:15	0	0	0	0	0	0	0	0	0	0	0	0	0	0
06:30	0	0	0	0	0	0	0	0	0	0	0	0	0	0
06:45	0	0	0	0	0	0	0	0	0	0	0	0	0	0
07:00	0	0	1	1	0	0	0	0	0	0	0	0	0	2
07:15	0	0	3	0	0	0	0	0	0	0	0	0	0	3
07:30	0	1	1	0	0	0	0	0	0	0	0	0	0	2
07:45	0	0	0	1	0	0	0	0	0	0	0	0	0	1
08:00	0	1	0	1	0	0	0	0	0	0	0	0	0	2
08:15	0	0	0	0	0	0	0	0	0	0	0	0	0	0
08:30	0	0	0	1	0	0	0	0	0	0	0	0	0	1
08:45	0	0	0	1	0	0	0	0	0	0	0	0	0	1
09:00	0	1	1	1	0	0	0	0	0	0	0	0	0	3
09:15	0	0	0	1	0	0	0	0	0	0	0	0	0	1
09:30	0	0	0	0	0	0	0	0	0	0	0	0	0	0
09:45	0	0	0	0	0	0	0	0	0	0	0	0	0	0
10:00	1	0	1	0	0	0	0	0	0	0	0	0	0	2
10:15	0	0	1	0	0	0	0	0	0	0	0	0	0	1
10:30	0	0	0	0	0	0	0	0	0	0	0	0	0	0
10:45	0	0	0	0	0	0	0	0	0	0	0	0	0	0
11:00	0	0	0	0	0	0	0	0	0	0	0	0	0	0
11:15	0	0	1	0	0	0	0	0	0	0	0	0	0	1
11:30	1	0	0	0	0	0	0	0	0	0	0	0	0	1
11:45	0	0	0	0	1	0	0	0	0	0	0	0	0	1
12:00 PM	0	0	1	0	0	0	0	0	0	0	0	0	0	1
12:15	0	0	0	1	0	0	0	0	0	0	0	0	0	1
12:30	0	0	0	1	0	0	0	0	0	0	0	0	0	1
12:45	1	0	0	1	0	0	0	0	0	0	0	0	0	2
13:00	0	0	0	1	0	0	0	0	0	0	0	0	0	1
13:15	0	0	2	1	1	0	0	0	0	0	0	0	0	4
13:30	1	0	0	0	0	0	0	0	0	0	0	0	0	1
13:45	0	0	1	0	0	0	0	0	0	0	0	0	0	1
14:00	0	0	1	1	0	0	0	0	0	0	0	0	0	2
14:15	1	0	0	0	0	0	0	0	0	0	0	0	0	1
14:30	0	1	0	1	0	0	0	0	0	0	0	0	0	2
14:45	0	0	1	0	0	0	0	0	0	0	0	0	0	1
15:00	0	0	0	1	0	0	0	0	0	0	0	0	0	1
15:15	0	1	1	1	0	0	0	0	0	0	0	0	0	3
15:30	0	0	1	0	0	0	0	0	0	0	0	0	0	1
15:45	1	0	1	1	0	1	0	0	0	0	0	0	0	4
16:00	0	0	1	0	0	0	0	0	0	0	0	0	0	1
16:15	0	0	0	0	0	0	0	0	0	0	0	0	0	0
16:30	1	0	1	0	0	0	0	0	0	0	0	0	0	2
16:45	0	1	0	0	0	0	0	0	0	0	0	0	0	1
17:00	0	0	0	1	0	0	0	0	0	0	0	0	0	1
17:15	0	0	0	0	0	0	0	0	0	0	0	0	0	0
17:30	0	0	0	0	1	0	0	0	0	0	0	0	0	1
17:45	0	1	0	0	1	0	0	0	0	0	0	0	0	2
18:00	0	1	0	0	0	0	0	0	0	0	0	0	0	1
18:15	0	0	1	1	0	0	0	0	0	0	0	0	0	2
18:30	0	1	0	0	1	0	0	0	0	0	0	0	0	2
18:45	0	0	0	2	0	0	0	0	0	0	0	0	0	2
19:00	0	0	0	1	0	0	0	0	0	0	0	0	0	1
19:15	0	0	0	2	0	0	0	0	0	0	0	0	0	2
19:30	0	1	0	0	0	0	0	0	0	0	0	0	0	1
19:45	0	0	1	0	0	0	0	0	0	0	0	0	0	1
20:00	0	0	1	0	0	0	0	0	0	0	0	0	0	1
20:15	0	0	1	1	0	0	0	0	0	0	0	0	0	2
20:30	1	0	0	0	0	0	0	0	0	0	0	0	0	1
20:45	0	0	0	0	0	0	0	0	0	0	0	0	0	0
21:00	0	0	0	0	0	0	0	0	0	0	0	0	0	0
21:15	0	0	0	0	0	0	0	0	0	0	0	0	0	0
21:30	0	0	0	0	0	0	0	0	0	0	0	0	0	0
21:45	0	0	0	1	0	0	0	0	0	0	0	0	0	1
22:00	0	0	0	0	0	0	0	0	0	0	0	0	0	0
22:15	1	0	0	0	0	0	0	0	0	0	0	0	0	1
22:30	0	0	0	0	0	0	0	0	0	0	0	0	0	0
22:45	0	0	0	0	0	0	0	0	0	0	0	0	0	0
23:00	0	0	0	0	0	0	0	0	0	0	0	0	0	0
23:15	0	0	0	0	0	0	0	0	0	0	0	0	0	0
23:30	0	0	0	0	0	0	0	0	0	0	0	0	0	0
23:45	0	0	0	0	0	0	0	0	0	0	0	0	0	0
<b>Totals</b>	<b>9</b>	<b>10</b>	<b>27</b>	<b>23</b>	<b>4</b>	<b>1</b>								<b>73</b>
% of Totals	11%	13%	34%	35%	5%	1%								100%
<b>AM Volumes</b>	2	3	10	10	1	0	0	0	0	0	0	0	0	26
% AM	3%	4%	13%	13%	1%	0%	0%	0%	0%	0%	0%	0%	0%	33%
<b>AM Peak Hour</b>	09:15	07:15	06:45	08:30	11:00									07:00
Volume	1	2	5	4	1									4
<b>PM Volumes</b>	7	7	17	13	3	1	0	0	0	0	0	0	0	53
% PM	9%	9%	22%	23%	4%	1%								67%
<b>PM Peak Hour</b>	12:45	17:45	13:15	12:15	12:30	15:00								15:00
Volume	2	3	4	1	1	1								6
<b>Directional Peak Periods</b>														
<b>All Classes</b>														
Volume	12						12				8			47
%	15%						15%				10%			59%

Street Name	Direction	Percentiles					
		15th	50th	Average	85th	95th	ADT
SW 89th Ave	North Bound	15	21	21	27	30	90
SW 89th Ave	South Bound	16	24	23	29	31	79

**Summary**

Time	< 15	15 - 19	20 - 24	25 - 29	30 - 34	35 - 39	40 - 44	45 - 49	50 - 54	55 - 59	60 - 64	65 - 69	70 +	Total
00:00 AM	0	0	0	0	0	0	0	0	0	0	0	0	0	0
00:15	0	0	0	0	0	0	0	0	0	0	0	0	0	0
00:30	0	0	0	0	0	0	0	0	0	0	0	0	0	0
00:45	0	0	0	0	0	0	0	0	0	0	0	0	0	0
01:00	0	0	0	0	0	0	0	0	0	0	0	0	0	0
01:15	0	0	0	0	0	0	0	0	0	0	0	0	0	0
01:30	0	0	0	0	0	0	0	0	0	0	0	0	0	0
01:45	0	0	0	0	0	0	0	0	0	0	0	0	0	0
02:00	0	0	0	0	0	0	0	0	0	0	0	0	0	0
02:15	0	0	0	0	0	0	0	0	0	0	0	0	0	0
02:30	0	0	0	0	0	0	0	0	0	0	0	0	0	0
02:45	0	0	0	0	0	0	0	0	0	0	0	0	0	0
03:00	1	0	0	0	0	0	0	0	0	0	0	0	0	1
03:15	0	0	0	0	0	0	0	0	0	0	0	0	0	0
03:30	0	0	0	0	0	0	0	0	0	0	0	0	0	0
03:45	0	0	0	0	0	0	0	0	0	0	0	0	0	0
04:00	0	0	0	0	0	0	0	0	0	0	0	0	0	0
04:15	0	0	0	0	0	0	0	0	0	0	0	0	0	0
04:30	0	0	0	0	0	0	0	0	0	0	0	0	0	0
04:45	0	0	0	0	0	0	0	0	0	0	0	0	0	0
05:00	0	0	0	0	0	0	0	0	0	0	0	0	0	0
05:15	0	0	0	0	0	0	0	0	0	0	0	0	0	0
05:30	0	0	0	0	0	0	0	0	0	0	0	0	0	0
05:45	1	0	0	1	0	0	0	0	0	0	0	0	0	2
06:00	0	0	0	2	1	0	0	0	0	0	0	0	0	3
06:15	0	0	2	0	0	0	0	0	0	0	0	0	0	2
06:30	0	0	1	0	0	0	0	0	0	0	0	0	0	1
06:45	0	0	0	0	0	0	0	0	0	0	0	0	0	0
07:00	1	0	3	1	0	0	0	0	0	0	0	0	0	5
07:15	0	1	3	0	0	0	0	0	0	0	0	0	0	4
07:30	0	3	3	2	0	0	0	0	0	0	0	0	0	8
07:45	0	0	3	1	0	0	0	0	0	0	0	0	0	4
08:00	1	2	11	2	0	0	0	0	0	0	0	0	0	16
08:15	0	0	0	1	0	0	0	0	0	0	0	0	0	1
08:30	0	0	3	1	0	0	0	0	0	0	0	0	0	4
08:45	0	0	2	1	0	0	0	0	0	0	0	0	0	3
09:00	0	1	1	2	1	0	0	0	0	0	0	0	0	5
09:15	0	1	0	2	0	0	0	0	0	0	0	0	0	3
09:30	0	0	0	0	0	0	0	0	0	0	0	0	0	0
09:45	0	0	0	0	0	0	0	0	0	0	0	0	0	0
10:00	3	0	1	0	0	0	0	0	0	0	0	0	0	4
10:15	0	0	1	0	0	0	0	0	0	0	0	0	0	1
10:30	0	0	2	0	0	0	0	0	0	0	0	0	0	2
10:45	0	1	1	1	0	0	0	0	0	0	0	0	0	3
11:00	0	2	0	0	0	0	0	0	0	0	0	0	0	2
11:15	0	0	1	1	1	0	0	0	0	0	0	0	0	3
11:30	1	1	0	1	0	0	0	0	0	0	0	0	0	3
11:45	0	0	0	0	1	0	0	0	0	0	0	0	0	1
12:00 PM	1	0	3	0	0	0	0	0	0	0	0	0	0	4
12:15	0	0	0	1	0	0	0	0	0	0	0	0	0	1
12:30	0	0	0	1	0	0	0	0	0	0	0	0	0	1
12:45	2	2	0	1	0	0	0	0	0	0	0	0	0	5
13:00	0	0	0	1	0	0	0	0	0	0	0	0	0	1
13:15	0	1	2	2	1	0	0	0	0	0	0	0	0	6
13:30	2	0	0	0	0	0	0	0	0	0	0	0	0	2
13:45	0	0	2	0	0	0	0	0	0	0	0	0	0	2
14:00	0	0	1	1	0	0	0	0	0	0	0	0	0	2
14:15	1	0	0	0	0	0	0	0	0	0	0	0	0	1
14:30	0	1	1	1	0	0	0	0	0	0	0	0	0	3
14:45	0	0	2	0	0	0	0	0	0	0	0	0	0	2
15:00	0	0	0	1	0	0	0	0	0	0	0	0	0	1
15:15	0	1	1	2	0	0	0	0	0	0	0	0	0	4
15:30	0	0	1	0	0	0	0	0	0	0	0	0	0	1
15:45	1	1	5	1	0	1	0	0	0	0	0	0	0	9
16:00	0	1	1	0	0	0	0	0	0	0	0	0	0	2
16:15	0	2	0	0	0	0	0	0	0	0	0	0	0	2
16:30	1	1	1	0	0	0	0	0	0	0	0	0	0	3
16:45	0	1	0	0	0	0	0	0	0	0	0	0	0	1
17:00	0	1	1	1	0	0	0	0	0	0	0	0	0	3
17:15	0	0	2	0	0	1	0	0	0	0	0	0	0	3
17:30	0	0	0	0	1	0	0	0	0	0	0	0	0	1
17:45	0	1	0	0	0	0	0	0	0	0	0	0	0	1
18:00	1	2	1	0	0	0	0	0	0	0	0	0	0	4
18:15	0	1	2	1	0	0	0	0	0	0	0	0	0	4
18:30	0	1	2	0	1	0	0	0	0	0	0	0	0	4
18:45	0	0	0	2	0	0	0	0	0	0	0	0	0	2
19:00	0	1	1	1	0	0	0	0	0	0	0	0	0	3
19:15	0	0	0	2	0	0	0	0	0	0	0	0	0	2
19:30	0	1	0	0	0	0	0	0	0	0	0	0	0	1
19:45	1	1	2	0	0	0	0	0	0	0	0	0	0	4
20:00	1	0	1	0	0	0	0	0	0	0	0	0	0	2
20:15	0	0	1	1	0	0	0	0	0	0	0	0	0	2
20:30	1	0	2	0	0	0	0	0	0	0	0	0	0	3
20:45	0	0	0	1	0	0	0	0	0	0	0	0	0	1
21:00	0	0	0	0	0	0	0	0	0	0	0	0	0	0
21:15	0	0	0	0	0	0	0	0	0	0	0	0	0	0
21:30	0	0	0	0	0	0	0	0	0	0	0	0	0	0
21:45	0	0	1	0	0	0	0	0	0	0	0	0	0	1
22:00	0	0	0	0	0	0	0	0	0	0	0	0	0	0
22:15	1	0	0	0	0	0	0	0	0	0	0	0	0	1
22:30	0	0	0	1	0	0	0	0	0	0	0	0	0	1
22:45	0	0	0	0	0	0	0	0	0	0	0	0	0	0
23:00	0	0	0	1	0	0	0	0	0	0	0	0	0	1
23:15	0	0	0	0	0	0	0	0	0	0	0	0	0	0
23:30	0	0	0	0	0	0	0	0	0	0	0	0	0	0
23:45	0	0	0	0	0	0	0	0	0	0	0	0	0	0
<b>Totals</b>	<b>21</b>	<b>32</b>	<b>63</b>	<b>42</b>	<b>7</b>	<b>2</b>								<b>169</b>
<b>% of Totals</b>	<b>12%</b>	<b>19%</b>	<b>38%</b>	<b>25%</b>	<b>4%</b>	<b>1%</b>								<b>100%</b>

<b>AM Volumes</b>	8	13	28	19	4	0	0	0	0	0	0	0	0	71
<b>% AM</b>	5%	7%	17%	11%	2%									42%
<b>AM Peak Hour</b>	09:15	07:15	07:00	07:30	11:00									07:15
<b>Volume</b>	3	6	12	6	2									22
<b>PM Volumes</b>	13	20	37	23	3	2	0	0	0	0	0	0	0	98
<b>% PM</b>	8%	12%	22%	14%	2%	1%								58%
<b>PM Peak Hour</b>	12:45	15:45	15:00	12:30	12:30	15:00								15:00
<b>Volume</b>	4	5	8	5	1	1								16
<b>Directional Peak Periods</b>	<b>AM 7-9</b>			<b>NOON 12-2</b>			<b>PM 4-6</b>			<b>Off Peak Volumes</b>				
<b>All Classes</b>	Volume	%	Volume	%	Volume	%	Volume	%	Volume	%	Volume	%		
	35	21%	22	13%	17	10%	95	56%						

Street Name	Direction	Percentiles					
		15th	50th	Average	85th	95th	ADT
SW 89th Ave	Summary	16	22	22	28	30	169

# SPEED

SW 89th Ave Bet. SW 50th St & SW 50th Pl

Day: Wednesday

Date: 5/17/2023

City: Cooper City

Project #: FL23\_140259\_047n

## North Bound

Time	< 15	15 - 19	20 - 24	25 - 29	30 - 34	35 - 39	40 - 44	45 - 49	50 - 54	55 - 59	60 - 64	65 - 69	70 +	Total
00:00 AM	0	0	0	0	0	0	0	0	0	0	0	0	0	0
01:00	0	0	0	0	0	0	0	0	0	0	0	0	0	0
02:00	0	0	0	0	0	0	0	0	0	0	0	0	0	0
03:00	1	0	0	0	0	0	0	0	0	0	0	0	0	1
04:00	0	0	0	0	0	0	0	0	0	0	0	0	0	0
05:00	1	0	0	1	0	0	0	0	0	0	0	0	0	2
06:00	0	0	3	1	1	0	0	0	0	0	0	0	0	5
07:00	1	3	7	2	0	0	0	0	0	0	0	0	0	13
08:00	1	1	6	2	0	0	0	0	0	0	0	0	0	10
09:00	0	1	0	2	1	0	0	0	0	0	0	0	0	4
10:00	2	1	2	0	0	0	0	0	0	0	0	0	0	5
11:00	0	3	0	1	1	0	0	0	0	0	0	0	0	5
12:00 PM	2	2	2	0	0	0	0	0	0	0	0	0	0	6
13:00	1	1	1	1	0	0	0	0	0	0	0	0	0	4
14:00	0	0	2	0	0	0	0	0	0	0	0	0	0	2
15:00	0	1	5	1	0	0	0	0	0	0	0	0	0	7
16:00	0	4	0	0	0	0	0	0	0	0	0	0	0	4
17:00	0	1	3	0	0	1	0	0	0	0	0	0	0	5
18:00	1	2	4	0	0	0	0	0	0	0	0	0	0	7
19:00	1	2	1	0	0	0	0	0	0	0	0	0	0	4
20:00	1	0	2	1	0	0	0	0	0	0	0	0	0	4
21:00	0	0	0	0	0	0	0	0	0	0	0	0	0	0
22:00	0	0	0	1	0	0	0	0	0	0	0	0	0	1
23:00	0	0	0	1	0	0	0	0	0	0	0	0	0	1
<b>Totals</b>	<b>12</b>	<b>22</b>	<b>38</b>	<b>14</b>	<b>3</b>	<b>1</b>								<b>90</b>
<b>% of Totals</b>	13%	24%	42%	16%	3%	1%								100%

<b>AM Volumes</b>	6	9	18	9	3	0	0	0	0	0	0	0	0	45
<b>% AM</b>	7%	10%	20%	10%	3%									50%
<b>AM Peak Hour</b>	10:00	07:00	07:00	07:00	06:00									07:00
<b>Volume</b>	2	3	7	2	1									13
<b>PM Volumes</b>	6	13	20	5	0	1	0	0	0	0	0	0	0	45
<b>% PM</b>	7%	14%	22%	6%		1%								50%
<b>PM Peak Hour</b>	12:00	16:00	15:00	13:00		17:00								15:00
<b>Volume</b>	2	4	5	1		1								7

Directional Peak Periods All Speeds	AM 7-9		NOON 12-2		PM 4-6		Off Peak Volumes	
	Volume	%	Volume	%	Volume	%	Volume	%
	23	↔ 26%	10	↔ 11%	9	↔ 10%	48	↔ 53%

Street Name	Direction	Percentiles					
		15th	50th	Average	85th	95th	ADT
SW 89th Ave	North Bound	15	21	21	27	30	90
SW 89th Ave	South Bound	16	24	23	29	31	79

# SPEED

SW 89th Ave Bet. SW 50th St & SW 50th Pl

Day: Wednesday

Date: 5/17/2023

City: Cooper City

Project #: FL23\_140259\_047s

## South Bound

Time	< 15	15 - 19	20 - 24	25 - 29	30 - 34	35 - 39	40 - 44	45 - 49	50 - 54	55 - 59	60 - 64	65 - 69	70 +	Total
00:00 AM	0	0	0	0	0	0	0	0	0	0	0	0	0	0
01:00	0	0	0	0	0	0	0	0	0	0	0	0	0	0
02:00	0	0	0	0	0	0	0	0	0	0	0	0	0	0
03:00	0	0	0	0	0	0	0	0	0	0	0	0	0	0
04:00	0	0	0	0	0	0	0	0	0	0	0	0	0	0
05:00	0	0	0	0	0	0	0	0	0	0	0	0	0	0
06:00	0	0	0	1	0	0	0	0	0	0	0	0	0	1
07:00	0	1	5	2	0	0	0	0	0	0	0	0	0	8
08:00	0	1	0	3	0	0	0	0	0	0	0	0	0	4
09:00	0	1	1	2	0	0	0	0	0	0	0	0	0	4
10:00	1	0	3	1	0	0	0	0	0	0	0	0	0	5
11:00	1	0	1	1	1	0	0	0	0	0	0	0	0	4
12:00 PM	1	0	1	3	0	0	0	0	0	0	0	0	0	5
13:00	1	0	3	2	1	0	0	0	0	0	0	0	0	7
14:00	1	1	2	2	0	0	0	0	0	0	0	0	0	6
15:00	1	1	3	3	0	1	0	0	0	0	0	0	0	9
16:00	1	1	2	0	0	0	0	0	0	0	0	0	0	4
17:00	0	1	0	2	1	0	0	0	0	0	0	0	0	4
18:00	0	2	1	3	1	0	0	0	0	0	0	0	0	7
19:00	0	1	2	2	0	0	0	0	0	0	0	0	0	5
20:00	1	0	2	1	0	0	0	0	0	0	0	0	0	4
21:00	0	0	1	0	0	0	0	0	0	0	0	0	0	1
22:00	1	0	0	0	0	0	0	0	0	0	0	0	0	1
23:00	0	0	0	0	0	0	0	0	0	0	0	0	0	0
<b>Totals</b>	<b>9</b>	<b>10</b>	<b>27</b>	<b>28</b>	<b>4</b>	<b>1</b>								<b>79</b>
<b>% of Totals</b>	11%	13%	34%	35%	5%	1%								100%

<b>AM Volumes</b>	2	3	10	10	1	0	0	0	0	0	0	0	0	26
<b>% AM</b>	3%	4%	13%	13%	1%									33%
<b>AM Peak Hour</b>	10:00	07:00	07:00	08:00	11:00									07:00
<b>Volume</b>	1	1	5	3	1									8
<b>PM Volumes</b>	7	7	17	18	3	1	0	0	0	0	0	0	0	53
<b>% PM</b>	9%	9%	22%	23%	4%	1%								67%
<b>PM Peak Hour</b>	12:00	18:00	13:00	12:00	13:00	15:00								15:00
<b>Volume</b>	1	2	3	3	1	1								9

Directional Peak Periods All Speeds	AM 7-9		NOON 12-2		PM 4-6		Off Peak Volumes	
	Volume	%	Volume	%	Volume	%	Volume	%
	12	↔ 15%	12	↔ 15%	8	↔ 10%	47	↔ 59%

Street Name	Direction	Percentiles					ADT
		15th	50th	Average	85th	95th	
SW 89th Ave	North Bound	15	21	21	27	30	90
SW 89th Ave	South Bound	16	24	23	29	31	79



# SPEED

SW 89th Ave Bet. SW 50th St & SW 50th Pl

Day: Wednesday

Date: 5/17/2023

City: Cooper City

Project #: FL23\_140259\_047

## Summary

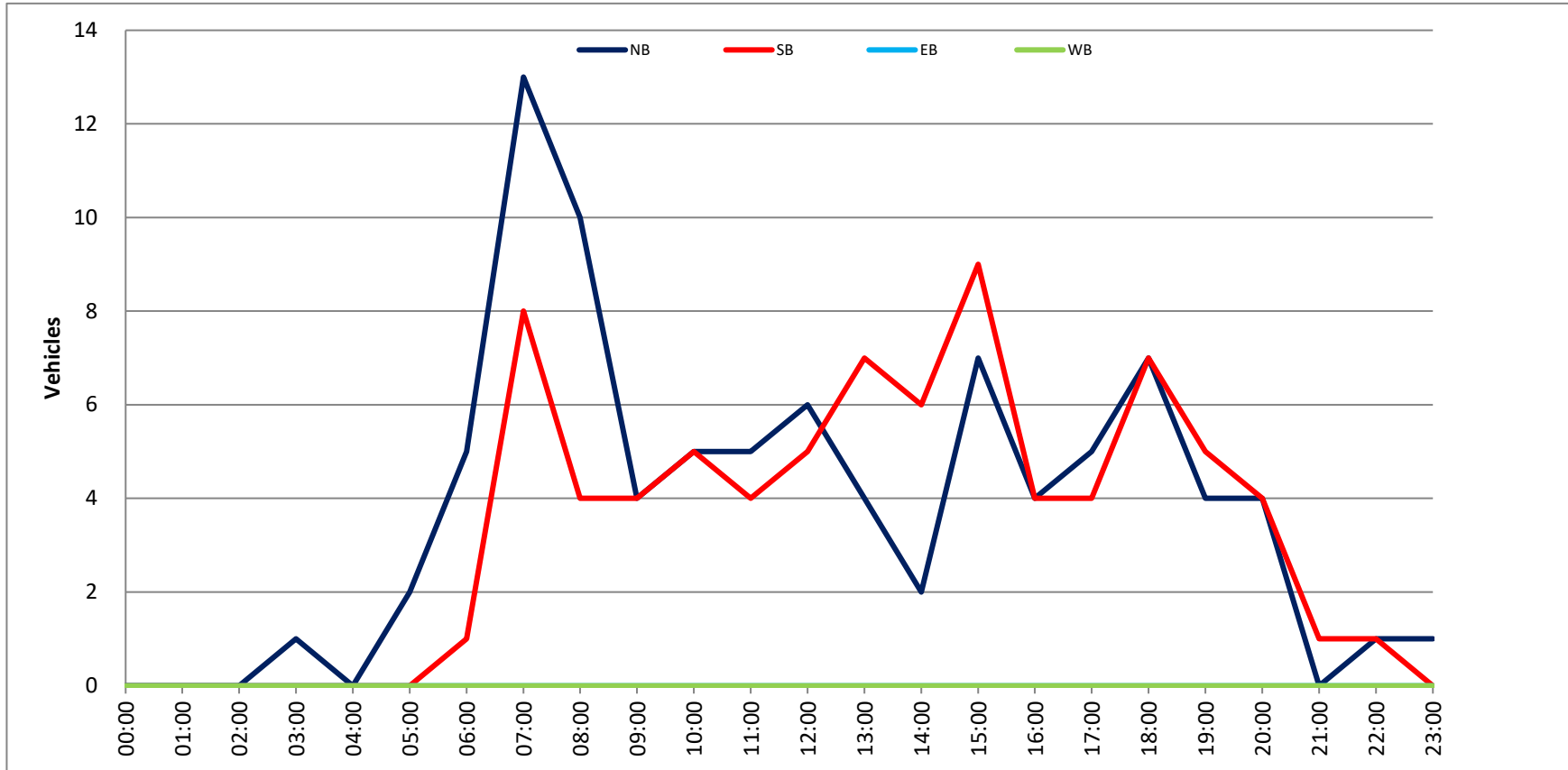
Time	< 15	15 - 19	20 - 24	25 - 29	30 - 34	35 - 39	40 - 44	45 - 49	50 - 54	55 - 59	60 - 64	65 - 69	70 +	Total
00:00 AM	0	0	0	0	0	0	0	0	0	0	0	0	0	0
01:00	0	0	0	0	0	0	0	0	0	0	0	0	0	0
02:00	0	0	0	0	0	0	0	0	0	0	0	0	0	0
03:00	1	0	0	0	0	0	0	0	0	0	0	0	0	1
04:00	0	0	0	0	0	0	0	0	0	0	0	0	0	0
05:00	1	0	0	1	0	0	0	0	0	0	0	0	0	2
06:00	0	0	3	2	1	0	0	0	0	0	0	0	0	6
07:00	1	4	12	4	0	0	0	0	0	0	0	0	0	21
08:00	1	2	6	5	0	0	0	0	0	0	0	0	0	14
09:00	0	2	1	4	1	0	0	0	0	0	0	0	0	8
10:00	3	1	5	1	0	0	0	0	0	0	0	0	0	10
11:00	1	3	1	2	2	0	0	0	0	0	0	0	0	9
12:00 PM	3	2	3	3	0	0	0	0	0	0	0	0	0	11
13:00	2	1	4	3	1	0	0	0	0	0	0	0	0	11
14:00	1	1	4	2	0	0	0	0	0	0	0	0	0	8
15:00	1	2	8	4	0	1	0	0	0	0	0	0	0	16
16:00	1	5	2	0	0	0	0	0	0	0	0	0	0	8
17:00	0	2	3	2	1	1	0	0	0	0	0	0	0	9
18:00	1	4	5	3	1	0	0	0	0	0	0	0	0	14
19:00	1	3	3	2	0	0	0	0	0	0	0	0	0	9
20:00	2	0	4	2	0	0	0	0	0	0	0	0	0	8
21:00	0	0	1	0	0	0	0	0	0	0	0	0	0	1
22:00	1	0	0	1	0	0	0	0	0	0	0	0	0	2
23:00	0	0	0	1	0	0	0	0	0	0	0	0	0	1
<b>Totals</b>	<b>21</b>	<b>32</b>	<b>65</b>	<b>42</b>	<b>7</b>	<b>2</b>								<b>169</b>
<b>% of Totals</b>	12%	19%	38%	25%	4%	1%								100%

<b>AM Volumes</b>	8	12	28	19	4	0	0	0	0	0	0	0	0	71
<b>% AM</b>	5%	7%	17%	11%	2%									42%
<b>AM Peak Hour</b>	10:00	07:00	07:00	08:00	11:00									07:00
<b>Volume</b>	3	4	12	5	2									21
<b>PM Volumes</b>	13	20	37	23	3	2	0	0	0	0	0	0	0	98
<b>% PM</b>	8%	12%	22%	14%	2%	1%								58%
<b>PM Peak Hour</b>	12:00	16:00	15:00	15:00	13:00	15:00								15:00
<b>Volume</b>	3	5	8	4	1	1								16

Directional Peak Periods All Speeds	AM 7-9		NOON 12-2		PM 4-6		Off Peak Volumes	
	Volume	%	Volume	%	Volume	%	Volume	%
	35	↔ 21%	22	↔ 13%	17	↔ 10%	95	↔ 56%

Street Name	Direction	Percentiles					ADT
		15th	50th	Average	85th	95th	
SW 89th Ave	Summary	16	22	22	28	30	169





Day: Thursday  
 Date: 5/18/2023

City: Cooper City  
 Project #: FL23\_140259\_047n

Time	< 15	15 - 19	20 - 24	25 - 29	30 - 34	35 - 39	40 - 44	45 - 49	50 - 54	55 - 59	60 - 64	65 - 69	70 +	Total
00:00 AM	0	0	0	0	0	0	0	0	0	0	0	0	0	0
00:15	0	0	0	0	0	0	0	0	0	0	0	0	0	0
00:30	0	0	0	0	0	0	0	0	0	0	0	0	0	0
00:45	0	0	0	0	0	0	0	0	0	0	0	0	0	0
01:00	0	0	0	0	0	0	0	0	0	0	0	0	0	0
01:15	0	0	0	0	0	0	0	0	0	0	0	0	0	0
01:30	0	0	0	0	0	0	0	0	0	0	0	0	0	0
01:45	0	0	0	0	0	0	0	0	0	0	0	0	0	0
02:00	0	0	0	0	0	0	0	0	0	0	0	0	0	0
02:15	0	0	0	0	0	0	0	0	0	0	0	0	0	0
02:30	0	0	0	0	0	0	0	0	0	0	0	0	0	0
02:45	0	0	0	0	0	0	0	0	0	0	0	0	0	0
03:00	0	0	0	0	0	0	0	0	0	0	0	0	0	0
03:15	0	0	0	0	0	0	0	0	0	0	0	0	0	0
03:30	0	0	0	0	0	0	0	0	0	0	0	0	0	0
03:45	0	0	0	0	0	0	0	0	0	0	0	0	0	0
04:00	0	0	0	0	0	0	0	0	0	0	0	0	0	0
04:15	0	0	0	0	0	0	0	0	0	0	0	0	0	0
04:30	0	0	0	0	0	0	0	0	0	0	0	0	0	0
04:45	0	0	0	0	0	0	0	0	0	0	0	0	0	0
05:00	0	0	0	0	0	0	0	0	0	0	0	0	0	0
05:15	0	0	0	0	0	0	0	0	0	0	0	0	0	0
05:30	0	0	0	0	0	0	0	0	0	0	0	0	0	0
05:45	0	0	0	0	0	0	0	0	0	0	0	0	0	0
06:00	0	0	0	0	1	0	0	0	0	0	0	0	0	1
06:15	0	0	1	1	0	0	0	0	0	0	0	0	0	2
06:30	0	0	0	0	0	0	0	0	0	0	0	0	0	0
06:45	0	1	0	0	0	0	0	0	0	0	0	0	0	1
07:00	0	1	0	0	0	0	0	0	0	0	0	0	0	1
07:15	0	1	2	0	0	0	0	0	0	0	0	0	0	3
07:30	0	0	2	1	0	0	0	0	0	0	0	0	0	3
07:45	0	0	2	2	0	0	0	0	0	0	0	0	0	3
08:00	0	0	0	1	0	0	0	0	0	0	0	0	0	1
08:15	0	0	0	0	0	0	0	0	0	0	0	0	0	0
08:30	1	0	2	1	0	0	0	0	0	0	0	0	0	4
08:45	0	1	0	1	0	0	0	0	0	0	0	0	0	2
09:00	0	0	2	0	0	0	0	0	0	0	0	0	0	2
09:15	0	0	0	0	1	0	0	0	0	0	0	0	0	1
09:30	0	0	0	0	0	0	0	0	0	0	0	0	0	0
09:45	1	1	0	1	0	0	0	0	0	0	0	0	0	3
10:00	0	0	1	0	0	0	0	0	0	0	0	0	0	1
10:15	0	1	0	0	0	0	0	0	0	0	0	0	0	1
10:30	0	0	0	0	0	0	0	0	0	0	0	0	0	0
10:45	0	0	0	0	0	0	0	0	0	0	0	0	0	0
11:00	0	1	1	0	0	0	0	0	0	0	0	0	0	2
11:15	0	1	0	1	0	0	0	0	0	0	0	0	0	2
11:30	0	1	0	1	0	0	0	0	0	0	0	0	0	2
11:45	0	0	1	0	0	0	0	0	0	0	0	0	0	1
12:00 PM	0	0	1	0	0	0	0	0	0	0	0	0	0	1
12:15	0	0	1	0	0	0	0	0	0	0	0	0	0	1
12:30	0	0	0	0	0	0	0	0	0	0	0	0	0	0
12:45	0	1	0	1	0	0	0	0	0	0	0	0	0	2
13:00	0	0	1	0	0	0	0	0	0	0	0	0	0	1
13:15	1	0	1	0	0	0	0	0	0	0	0	0	0	2
13:30	0	1	0	0	0	0	0	0	0	0	0	0	0	1
13:45	2	0	2	0	0	0	0	0	0	0	0	0	0	4
14:00	0	1	0	0	0	0	0	0	0	0	0	0	0	1
14:15	0	0	1	0	0	0	0	0	0	0	0	0	0	1
14:30	0	0	0	0	0	0	0	0	0	0	0	0	0	0
14:45	0	0	0	0	0	0	0	0	0	0	0	0	0	0
15:00	1	1	0	0	0	0	0	0	0	0	0	0	0	2
15:15	0	0	0	0	0	0	0	0	0	0	0	0	0	0
15:30	0	0	1	2	0	0	0	0	0	0	0	0	0	3
15:45	0	0	0	0	0	0	0	0	0	0	0	0	0	0
16:00	0	0	0	0	0	0	0	0	0	0	0	0	0	0
16:15	0	0	0	1	0	0	0	0	0	0	0	0	0	1
16:30	0	0	1	0	0	0	0	0	0	0	0	0	0	1
16:45	0	1	0	1	0	0	0	0	0	0	0	0	0	2
17:00	0	0	0	0	0	0	0	0	0	0	0	0	0	0
17:15	0	0	0	0	0	0	0	0	0	0	0	0	0	0
17:30	0	0	0	0	0	0	0	0	0	0	0	0	0	0
17:45	0	0	0	0	0	0	0	0	0	0	0	0	0	0
18:00	0	1	0	0	0	0	0	0	0	0	0	0	0	1
18:15	1	0	1	0	0	0	0	0	0	0	0	0	0	2
18:30	1	0	0	0	0	0	0	0	0	0	0	0	0	1
18:45	0	0	1	0	0	0	0	0	0	0	0	0	0	1
19:00	0	0	1	1	0	0	0	0	0	0	0	0	0	2
19:15	0	0	1	1	0	0	0	0	0	0	0	0	0	2
19:30	0	0	0	1	0	0	0	0	0	0	0	0	0	1
19:45	0	0	1	0	0	0	0	0	0	0	0	0	0	1
20:00	0	0	2	0	0	0	0	0	0	0	0	0	0	2
20:15	0	1	0	0	0	0	0	0	0	0	0	0	0	1
20:30	0	0	0	0	0	0	0	0	0	0	0	0	0	0
20:45	0	0	1	0	0	0	0	0	0	0	0	0	0	1
21:00	0	0	0	0	0	0	0	0	0	0	0	0	0	0
21:15	0	0	0	0	0	0	0	0	0	0	0	0	0	0
21:30	0	0	0	0	0	0	0	0	0	0	0	0	0	0
21:45	0	0	0	0	0	0	0	0	0	0	0	0	0	0
22:00	0	1	0	0	0	0	0	0	0	0	0	0	0	1
22:15	0	1	0	1	0	0	0	0	0	0	0	0	0	2
22:30	0	0	0	0	0	0	0	0	0	0	0	0	0	0
22:45	0	0	0	0	0	0	0	0	0	0	0	0	0	0
23:00	0	0	0	0	0	0	0	0	0	0	0	0	0	0
23:15	0	0	0	0	0	0	0	0	0	0	0	0	0	0
23:30	0	0	0	0	0	0	0	0	0	0	0	0	0	0
23:45	0	0	0	0	0	0	0	0	0	0	0	0	0	0
<b>Totals</b>	<b>8</b>	<b>17</b>	<b>31</b>	<b>23</b>	<b>2</b>									<b>83</b>
% of Totals	10%	20%	40%	28%	2%									100%

Directional Peak Periods	AM 7-9		NOON 12-2		PM 4-6		Off Peak Volumes	
All Classes	Volume	%	Volume	%	Volume	%	Volume	%
	17	20%	12	14%	6	7%	48	58%

Street Name	Direction	Percentiles					ADT
		15th	50th	Average	85th	95th	
SW 89th Ave	North Bound	16	23	22	28	30	83
SW 89th Ave	South Bound	17	23	23	28	30	85

**SPEED**

SW 89th Ave Bet. SW 50th St & SW 50th Pl

Day: Thursday  
Date: 5/18/2023

City: Cooper City  
Project #: FL23\_140259\_047s

Time	< 15	15 - 19	20 - 24	25 - 29	30 - 34	35 - 39	40 - 44	45 - 49	50 - 54	55 - 59	60 - 64	65 - 69	70 +	Total
00:00 AM	0	0	0	0	0	0	0	0	0	0	0	0	0	0
00:15	0	0	0	0	0	0	0	0	0	0	0	0	0	0
00:30	0	0	0	0	0	0	0	0	0	0	0	0	0	0
00:45	0	0	0	0	0	0	0	0	0	0	0	0	0	0
01:00	0	0	0	0	0	0	0	0	0	0	0	0	0	0
01:15	0	0	0	0	0	0	0	0	0	0	0	0	0	0
01:30	0	0	0	0	0	0	0	0	0	0	0	0	0	0
01:45	0	0	0	0	0	0	0	0	0	0	0	0	0	0
02:00	0	0	0	0	0	0	0	0	0	0	0	0	0	0
02:15	0	0	0	0	0	0	0	0	0	0	0	0	0	0
02:30	0	0	0	0	0	0	0	0	0	0	0	0	0	0
02:45	0	0	0	0	0	0	0	0	0	0	0	0	0	0
03:00	0	0	0	0	0	0	0	0	0	0	0	0	0	0
03:15	0	0	0	0	0	0	0	0	0	0	0	0	0	0
03:30	0	0	0	0	0	0	0	0	0	0	0	0	0	0
03:45	0	0	0	0	0	0	0	0	0	0	0	0	0	0
04:00	0	0	0	0	0	0	0	0	0	0	0	0	0	0
04:15	0	0	0	0	0	0	0	0	0	0	0	0	0	0
04:30	0	0	0	0	0	0	0	0	0	0	0	0	0	0
04:45	0	0	0	0	0	0	0	0	0	0	0	0	0	0
05:00	0	0	0	0	0	0	0	0	0	0	0	0	0	0
05:15	0	0	0	0	0	0	0	0	0	0	0	0	0	0
05:30	0	0	0	0	0	0	0	0	0	0	0	0	0	0
05:45	0	0	0	0	0	0	0	0	0	0	0	0	0	0
06:00	0	0	0	0	0	0	0	0	0	0	0	0	0	0
06:15	0	0	0	0	0	0	0	0	0	0	0	0	0	0
06:30	0	0	0	0	0	0	0	0	0	0	0	0	0	0
06:45	0	0	0	0	0	0	0	0	0	0	0	0	0	0
07:00	0	1	0	1	0	0	0	0	0	0	0	0	0	2
07:15	0	0	2	0	0	0	0	0	0	0	0	0	0	2
07:30	0	1	0	0	0	0	0	0	0	0	0	0	0	1
07:45	0	0	1	0	0	0	0	0	0	0	0	0	0	1
08:00	0	0	1	0	1	0	0	0	0	0	0	0	0	2
08:15	0	1	1	1	0	0	0	0	0	0	0	0	0	3
08:30	0	0	0	0	0	0	0	0	0	0	0	0	0	0
08:45	0	0	2	0	0	0	0	0	0	0	0	0	0	2
09:00	0	0	0	1	0	0	0	0	0	0	0	0	0	1
09:15	0	0	0	1	0	0	0	0	0	0	0	0	0	1
09:30	1	0	0	0	0	0	0	0	0	0	0	0	0	1
09:45	0	0	1	0	0	0	0	0	0	0	0	0	0	1
10:00	0	0	2	0	0	0	0	0	0	0	0	0	0	2
10:15	1	0	1	1	0	0	0	0	0	0	0	0	0	3
10:30	0	0	0	2	0	0	0	0	0	0	0	0	0	2
10:45	0	0	0	0	0	0	0	0	0	0	0	0	0	0
11:00	0	0	1	0	0	0	0	0	0	0	0	0	0	1
11:15	0	0	0	1	0	0	0	0	0	0	0	0	0	1
11:30	0	0	3	0	0	0	0	0	0	0	0	0	0	3
11:45	0	0	1	0	0	0	0	0	0	0	0	0	0	1
12:00 PM	0	0	1	0	0	0	0	0	0	0	0	0	0	1
12:15	0	0	0	1	0	0	0	0	0	0	0	0	0	1
12:30	0	0	0	0	0	0	0	0	0	0	0	0	0	0
12:45	0	0	1	0	0	0	0	0	0	0	0	0	0	1
13:00	0	0	2	1	0	0	0	0	0	0	0	0	0	3
13:15	1	0	0	0	0	0	0	0	0	0	0	0	0	1
13:30	0	0	0	0	0	0	0	0	0	0	0	0	0	0
13:45	1	0	1	0	1	0	0	0	0	0	0	0	0	3
14:00	0	1	1	3	0	0	0	0	0	0	0	0	0	5
14:15	0	0	0	0	0	0	0	0	0	0	0	0	0	0
14:30	0	0	0	0	0	0	0	0	0	0	0	0	0	0
14:45	0	1	0	2	1	0	0	0	0	0	0	0	0	4
15:00	0	0	0	0	1	0	0	0	0	0	0	0	0	1
15:15	0	1	0	0	0	0	0	0	0	0	0	0	0	1
15:30	0	0	0	1	0	0	0	0	0	0	0	0	0	1
15:45	0	0	2	1	0	0	0	0	0	0	0	0	0	3
16:00	0	0	0	0	0	0	0	0	0	0	0	0	0	0
16:15	0	0	0	0	0	0	0	0	0	0	0	0	0	0
16:30	0	1	1	0	0	0	0	0	0	0	0	0	0	2
16:45	0	0	0	0	0	0	0	0	0	0	0	0	0	0
17:00	0	0	1	1	0	0	0	0	0	0	0	0	0	2
17:15	0	0	0	0	0	0	0	0	0	0	0	0	0	0
17:30	0	2	0	0	0	0	0	0	0	0	0	0	0	2
17:45	0	1	1	1	0	0	0	0	0	0	0	0	0	3
18:00	1	0	0	0	0	0	0	0	0	0	0	0	0	1
18:15	0	0	0	2	0	0	0	0	0	0	0	0	0	2
18:30	0	0	1	1	0	0	0	0	0	0	0	0	0	2
18:45	0	1	1	1	0	0	0	0	0	0	0	0	0	3
19:00	1	0	0	0	0	0	0	0	0	0	0	0	0	1
19:15	0	0	0	0	0	0	0	0	0	0	0	0	0	0
19:30	0	0	0	1	0	0	0	0	0	0	0	0	0	1
19:45	0	0	1	1	0	0	0	0	0	0	0	0	0	2
20:00	0	0	1	1	0	0	0	0	0	0	0	0	0	2
20:15	1	1	0	0	0	0	0	0	0	0	0	0	0	2
20:30	0	1	0	0	0	0	0	0	0	0	0	0	0	1
20:45	0	0	0	0	0	0	0	0	0	0	0	0	0	0
21:00	0	0	0	0	0	0	0	0	0	0	0	0	0	0
21:15	0	0	0	0	0	0	0	0	0	0	0	0	0	0
21:30	0	0	0	0	0	0	0	0	0	0	0	0	0	0
21:45	0	0	0	0	0	0	0	0	0	0	0	0	0	0
22:00	0	0	0	0	0	0	0	0	0	0	0	0	0	0
22:15	0	0	0	0	0	0	0	0	0	0	0	0	0	0
22:30	0	0	0	0	0	0	0	0	0	0	0	0	0	0
22:45	0	0	0	0	0	0	0	0	0	0	0	0	0	0
23:00	0	0	0	0	0	0	0	0	0	0	0	0	0	0
23:15	0	0	0	0	0	0	0	0	0	0	0	0	0	0
23:30	0	0	0	0	0	0	0	0	0	0	0	0	0	0
23:45	0	0	0	0	0	0	0	0	0	0	0	0	0	0
<b>Totals</b>	<b>7</b>	<b>13</b>	<b>31</b>	<b>23</b>	<b>3</b>									<b>85</b>
% of Totals	8%	15%	39%	34%	4%									100%
<b>AM Volumes</b>	2	3	17	8	1	0	0	0	0	0	0	0	0	31
% AM	2%	4%	20%	9%	1%									36%
<b>AM Peak Hour</b>	09:30	06:45	11:00	09:45	07:15									09:45
Volume	2	2	5	1	1									11
<b>PM Volumes</b>	5	10	10	21	2	0	0	0	0	0	0	0	0	58
% PM	6%	12%	19%	25%	2%									64%
<b>PM Peak Hour</b>	13:00	17:00	12:15	14:00	13:00									13:00
Volume	2	3	3	5	1									14
<b>Directional Peak Periods</b>														
<b>All Classes</b>														
Volume	13					11			10				51	
%	15%					13%			12%				60%	

Street Name	Direction	Percentiles					
		15th	50th	Average	85th	95th	ADT
SW 89th Ave	North Bound	16	23	22	28	30	83
SW 89th Ave	South Bound	17	23	23	28	30	85

**Summary**

Time	< 15	15 - 19	20 - 24	25 - 29	30 - 34	35 - 39	40 - 44	45 - 49	50 - 54	55 - 59	60 - 64	65 - 69	70 +	Total
00:00 AM	0	0	0	0	0	0	0	0	0	0	0	0	0	0
00:15	0	0	0	0	0	0	0	0	0	0	0	0	0	0
00:30	0	0	0	0	0	0	0	0	0	0	0	0	0	0
00:45	0	0	0	0	0	0	0	0	0	0	0	0	0	0
01:00	0	0	0	0	0	0	0	0	0	0	0	0	0	0
01:15	0	0	0	0	0	0	0	0	0	0	0	0	0	0
01:30	0	0	0	0	0	0	0	0	0	0	0	0	0	0
01:45	0	0	0	0	0	0	0	0	0	0	0	0	0	0
02:00	0	0	0	0	0	0	0	0	0	0	0	0	0	0
02:15	0	0	0	0	0	0	0	0	0	0	0	0	0	0
02:30	0	0	0	0	0	0	0	0	0	0	0	0	0	0
02:45	0	0	0	0	0	0	0	0	0	0	0	0	0	0
03:00	0	0	0	0	0	0	0	0	0	0	0	0	0	0
03:15	0	0	0	0	0	0	0	0	0	0	0	0	0	0
03:30	0	0	0	0	0	0	0	0	0	0	0	0	0	0
03:45	0	0	0	0	0	0	0	0	0	0	0	0	0	0
04:00	0	0	0	0	0	0	0	0	0	0	0	0	0	0
04:15	0	0	0	0	0	0	0	0	0	0	0	0	0	0
04:30	0	0	0	0	0	0	0	0	0	0	0	0	0	0
04:45	0	0	0	0	0	0	0	0	0	0	0	0	0	0
05:00	0	0	0	0	0	0	0	0	0	0	0	0	0	0
05:15	0	0	0	0	0	0	0	0	0	0	0	0	0	0
05:30	0	0	0	0	0	0	0	0	0	0	0	0	0	0
05:45	0	0	0	0	0	0	0	0	0	0	0	0	0	0
06:00	0	0	0	0	1	0	0	0	0	0	0	0	0	1
06:15	0	0	1	1	0	0	0	0	0	0	0	0	0	2
06:30	0	0	1	1	0	0	0	0	0	0	0	0	0	2
06:45	0	1	0	0	0	0	0	0	0	0	0	0	0	1
07:00	0	2	0	1	0	0	0	0	0	0	0	0	0	3
07:15	0	1	4	0	0	0	0	0	0	0	0	0	0	5
07:30	0	1	2	1	0	0	0	0	0	0	0	0	0	4
07:45	0	0	2	2	0	0	0	0	0	0	0	0	0	4
08:00	0	0	1	1	1	1	0	0	0	0	0	0	0	5
08:15	0	1	1	1	0	0	0	0	0	0	0	0	0	3
08:30	1	0	2	1	0	0	0	0	0	0	0	0	0	4
08:45	0	1	2	1	0	0	0	0	0	0	0	0	0	4
09:00	0	0	2	1	0	0	0	0	0	0	0	0	0	3
09:15	1	0	0	2	0	0	0	0	0	0	0	0	0	3
09:30	0	0	0	0	0	0	0	0	0	0	0	0	0	0
09:45	1	1	1	1	0	0	0	0	0	0	0	0	0	4
10:00	0	0	3	0	0	0	0	0	0	0	0	0	0	3
10:15	1	1	1	1	0	0	0	0	0	0	0	0	0	4
10:30	0	0	0	2	0	0	0	0	0	0	0	0	0	2
10:45	0	0	0	0	0	0	0	0	0	0	0	0	0	0
11:00	0	1	2	0	0	0	0	0	0	0	0	0	0	3
11:15	0	1	1	1	1	0	0	0	0	0	0	0	0	3
11:30	0	1	3	1	0	0	0	0	0	0	0	0	0	5
11:45	0	0	2	0	0	0	0	0	0	0	0	0	0	2
12:00 PM	0	0	2	0	0	0	0	0	0	0	0	0	0	2
12:15	0	0	1	1	0	0	0	0	0	0	0	0	0	2
12:30	0	0	0	0	0	0	0	0	0	0	0	0	0	0
12:45	0	1	1	1	0	0	0	0	0	0	0	0	0	3
13:00	0	0	3	1	0	0	0	0	0	0	0	0	0	4
13:15	2	0	1	0	0	0	0	0	0	0	0	0	0	3
13:30	0	1	0	0	0	0	0	0	0	0	0	0	0	1
13:45	3	0	3	0	1	0	0	0	0	0	0	0	0	7
14:00	0	2	1	3	0	0	0	0	0	0	0	0	0	6
14:15	0	0	1	0	0	0	0	0	0	0	0	0	0	1
14:30	0	0	0	0	0	0	0	0	0	0	0	0	0	0
14:45	0	1	0	5	1	0	0	0	0	0	0	0	0	7
15:00	1	1	0	1	0	0	0	0	0	0	0	0	0	3
15:15	0	1	0	0	0	0	0	0	0	0	0	0	0	1
15:30	0	0	1	3	0	0	0	0	0	0	0	0	0	4
15:45	0	0	2	1	0	0	0	0	0	0	0	0	0	3
16:00	0	0	0	0	0	0	0	0	0	0	0	0	0	0
16:15	0	0	0	0	0	0	0	0	0	0	0	0	0	0
16:30	0	1	2	0	0	0	0	0	0	0	0	0	0	3
16:45	0	1	0	1	0	0	0	0	0	0	0	0	0	2
17:00	0	0	1	1	0	0	0	0	0	0	0	0	0	2
17:15	0	0	0	0	0	0	0	0	0	0	0	0	0	0
17:30	0	2	0	0	0	0	0	0	0	0	0	0	0	2
17:45	0	1	2	0	2	0	0	0	0	0	0	0	0	5
18:00	1	1	0	0	0	0	0	0	0	0	0	0	0	2
18:15	1	0	1	2	0	0	0	0	0	0	0	0	0	4
18:30	1	0	1	1	0	0	0	0	0	0	0	0	0	3
18:45	0	1	2	1	0	0	0	0	0	0	0	0	0	4
19:00	1	0	1	1	0	0	0	0	0	0	0	0	0	3
19:15	0	0	2	1	0	0	0	0	0	0	0	0	0	3
19:30	0	0	0	2	0	0	0	0	0	0	0	0	0	2
19:45	0	0	2	1	0	0	0	0	0	0	0	0	0	3
20:00	0	0	3	1	0	0	0	0	0	0	0	0	0	4
20:15	1	2	0	0	0	0	0	0	0	0	0	0	0	3
20:30	0	1	0	0	0	0	0	0	0	0	0	0	0	1
20:45	0	0	1	0	0	0	0	0	0	0	0	0	0	1
21:00	0	0	0	0	0	0	0	0	0	0	0	0	0	0
21:15	0	0	0	0	0	0	0	0	0	0	0	0	0	0
21:30	0	0	0	0	0	0	0	0	0	0	0	0	0	0
21:45	0	0	0	0	0	0	0	0	0	0	0	0	0	0
22:00	0	1	0	0	0	0	0	0	0	0	0	0	0	1
22:15	0	1	0	1	0	0	0	0	0	0	0	0	0	2
22:30	0	0	0	0	0	0	0	0	0	0	0	0	0	0
22:45	0	0	0	0	0	0	0	0	0	0	0	0	0	0
23:00	0	0	0	0	0	0	0	0	0	0	0	0	0	0
23:15	0	0	0	0	0	0	0	0	0	0	0	0	0	0
23:30	0	0	0	0	0	0	0	0	0	0	0	0	0	0
23:45	0	0	0	0	0	0	0	0	0	0	0	0	0	0
<b>Totals</b>	<b>15</b>	<b>30</b>	<b>66</b>	<b>52</b>	<b>5</b>	<b>0</b>	<b>0</b>	<b>0</b>	<b>0</b>	<b>0</b>	<b>0</b>	<b>0</b>	<b>0</b>	<b>168</b>
% of Totals	9%	18%	39%	31%	3%	0%	0%	0%	0%	0%	0%	0%	0%	100%

AM Peak Hour	Volume	%	NOON 12-2	Volume	%	PM 4-6	Volume	%	Off Peak Volumes	Volume	%
AM Peak Hour	30	18%	NOON 12-2	23	14%	PM 4-6	16	10%	Off Peak Volumes	99	59%

Street Name	Direction	15th	50th	Average	85th	95th	ADT
SW 89th Ave	Summary	17	23	22	28	30	168

# SPEED

SW 89th Ave Bet. SW 50th St & SW 50th Pl

Day: Thursday  
Date: 5/18/2023

City: Cooper City  
Project #: FL23\_140259\_047n

## North Bound

Time	< 15	15 - 19	20 - 24	25 - 29	30 - 34	35 - 39	40 - 44	45 - 49	50 - 54	55 - 59	60 - 64	65 - 69	70 +	Total
00:00 AM	0	0	0	0	0	0	0	0	0	0	0	0	0	0
01:00	0	0	0	0	0	0	0	0	0	0	0	0	0	0
02:00	0	0	0	0	0	0	0	0	0	0	0	0	0	0
03:00	0	0	0	1	0	0	0	0	0	0	0	0	0	1
04:00	0	0	0	0	0	0	0	0	0	0	0	0	0	0
05:00	0	0	0	0	0	0	0	0	0	0	0	0	0	0
06:00	0	1	1	1	1	0	0	0	0	0	0	0	0	4
07:00	0	2	5	3	0	0	0	0	0	0	0	0	0	10
08:00	1	1	2	3	0	0	0	0	0	0	0	0	0	7
09:00	1	1	2	2	0	0	0	0	0	0	0	0	0	6
10:00	0	1	1	0	0	0	0	0	0	0	0	0	0	2
11:00	0	2	3	1	1	0	0	0	0	0	0	0	0	7
12:00 PM	0	1	2	1	0	0	0	0	0	0	0	0	0	4
13:00	3	1	4	0	0	0	0	0	0	0	0	0	0	8
14:00	0	1	1	3	0	0	0	0	0	0	0	0	0	5
15:00	1	1	1	2	0	0	0	0	0	0	0	0	0	5
16:00	0	1	2	1	0	0	0	0	0	0	0	0	0	4
17:00	0	0	1	1	0	0	0	0	0	0	0	0	0	2
18:00	2	1	2	0	0	0	0	0	0	0	0	0	0	5
19:00	0	0	3	3	0	0	0	0	0	0	0	0	0	6
20:00	0	1	3	0	0	0	0	0	0	0	0	0	0	4
21:00	0	0	0	0	0	0	0	0	0	0	0	0	0	0
22:00	0	2	0	1	0	0	0	0	0	0	0	0	0	3
23:00	0	0	0	0	0	0	0	0	0	0	0	0	0	0
<b>Totals</b>	<b>8</b>	<b>17</b>	<b>33</b>	<b>23</b>	<b>2</b>									<b>83</b>
<b>% of Totals</b>	10%	20%	40%	28%	2%									100%

<b>AM Volumes</b>	2	8	14	11	2	0	0	0	0	0	0	0	0	37
<b>% AM</b>	2%	10%	17%	13%	2%									45%
<b>AM Peak Hour</b>	08:00	07:00	07:00	07:00	06:00									07:00
<b>Volume</b>	1	2	5	3	1									10
<b>PM Volumes</b>	6	9	19	12	0	0	0	0	0	0	0	0	0	46
<b>% PM</b>	7%	11%	23%	14%										55%
<b>PM Peak Hour</b>	13:00	22:00	13:00	14:00										13:00
<b>Volume</b>	3	2	4	3										8

Directional Peak Periods All Speeds	AM 7-9		NOON 12-2		PM 4-6		Off Peak Volumes	
	Volume	%	Volume	%	Volume	%	Volume	%
	17	↔ 20%	12	↔ 14%	6	↔ 7%	48	↔ 58%

Street Name	Direction	Percentiles					ADT
		15th	50th	Average	85th	95th	
SW 89th Ave	North Bound	16	23	22	28	30	83
SW 89th Ave	South Bound	17	23	23	28	30	85

# SPEED

SW 89th Ave Bet. SW 50th St & SW 50th Pl

Day: Thursday  
Date: 5/18/2023

City: Cooper City  
Project #: FL23\_140259\_047s

## South Bound

Time	< 15	15 - 19	20 - 24	25 - 29	30 - 34	35 - 39	40 - 44	45 - 49	50 - 54	55 - 59	60 - 64	65 - 69	70 +	Total
00:00 AM	0	0	0	0	0	0	0	0	0	0	0	0	0	0
01:00	0	0	0	0	0	0	0	0	0	0	0	0	0	0
02:00	0	0	0	0	0	0	0	0	0	0	0	0	0	0
03:00	0	0	0	0	0	0	0	0	0	0	0	0	0	0
04:00	0	0	0	0	0	0	0	0	0	0	0	0	0	0
05:00	0	0	0	0	0	0	0	0	0	0	0	0	0	0
06:00	0	0	1	0	0	0	0	0	0	0	0	0	0	1
07:00	0	2	3	1	0	0	0	0	0	0	0	0	0	6
08:00	0	1	4	1	1	0	0	0	0	0	0	0	0	7
09:00	1	0	1	2	0	0	0	0	0	0	0	0	0	4
10:00	1	0	3	3	0	0	0	0	0	0	0	0	0	7
11:00	0	0	5	1	0	0	0	0	0	0	0	0	0	6
12:00 PM	0	0	2	1	0	0	0	0	0	0	0	0	0	3
13:00	2	0	3	2	1	0	0	0	0	0	0	0	0	8
14:00	0	2	1	5	1	0	0	0	0	0	0	0	0	9
15:00	0	1	2	3	0	0	0	0	0	0	0	0	0	6
16:00	0	1	1	1	0	0	0	0	0	0	0	0	0	3
17:00	0	3	2	2	0	0	0	0	0	0	0	0	0	7
18:00	1	1	2	4	0	0	0	0	0	0	0	0	0	8
19:00	1	0	2	2	0	0	0	0	0	0	0	0	0	5
20:00	1	2	1	1	0	0	0	0	0	0	0	0	0	5
21:00	0	0	0	0	0	0	0	0	0	0	0	0	0	0
22:00	0	0	0	0	0	0	0	0	0	0	0	0	0	0
23:00	0	0	0	0	0	0	0	0	0	0	0	0	0	0
<b>Totals</b>	<b>7</b>	<b>13</b>	<b>33</b>	<b>29</b>	<b>3</b>									<b>85</b>
<b>% of Totals</b>	<b>8%</b>	<b>15%</b>	<b>39%</b>	<b>34%</b>	<b>4%</b>									<b>100%</b>

<b>AM Volumes</b>	2	3	17	8	1	0	0	0	0	0	0	0	0	31
<b>% AM</b>	2%	4%	20%	9%	1%									36%
<b>AM Peak Hour</b>	09:00	07:00	11:00	10:00	08:00									08:00
<b>Volume</b>	1	2	5	3	1									7
<b>PM Volumes</b>	5	10	16	21	2	0	0	0	0	0	0	0	0	54
<b>% PM</b>	6%	12%	19%	25%	2%									64%
<b>PM Peak Hour</b>	13:00	17:00	13:00	14:00	13:00									14:00
<b>Volume</b>	2	3	3	5	1									9

Directional Peak Periods All Speeds	AM 7-9		NOON 12-2		PM 4-6		Off Peak Volumes	
	Volume	%	Volume	%	Volume	%	Volume	%
	13	↔ 15%	11	↔ 13%	10	↔ 12%	51	↔ 60%

Street Name	Direction	Percentiles					ADT
		15th	50th	Average	85th	95th	
SW 89th Ave	North Bound	16	23	22	28	30	83
SW 89th Ave	South Bound	17	23	23	28	30	85



# SPEED

SW 89th Ave Bet. SW 50th St & SW 50th Pl

Day: Thursday  
Date: 5/18/2023

City: Cooper City  
Project #: FL23\_140259\_047

## Summary

Time	< 15	15 - 19	20 - 24	25 - 29	30 - 34	35 - 39	40 - 44	45 - 49	50 - 54	55 - 59	60 - 64	65 - 69	70 +	Total
00:00 AM	0	0	0	0	0	0	0	0	0	0	0	0	0	0
01:00	0	0	0	0	0	0	0	0	0	0	0	0	0	0
02:00	0	0	0	0	0	0	0	0	0	0	0	0	0	0
03:00	0	0	0	1	0	0	0	0	0	0	0	0	0	1
04:00	0	0	0	0	0	0	0	0	0	0	0	0	0	0
05:00	0	0	0	0	0	0	0	0	0	0	0	0	0	0
06:00	0	1	2	1	1	0	0	0	0	0	0	0	0	5
07:00	0	4	8	4	0	0	0	0	0	0	0	0	0	16
08:00	1	2	6	4	1	0	0	0	0	0	0	0	0	14
09:00	2	1	3	4	0	0	0	0	0	0	0	0	0	10
10:00	1	1	4	3	0	0	0	0	0	0	0	0	0	9
11:00	0	2	8	2	1	0	0	0	0	0	0	0	0	13
12:00 PM	0	1	4	2	0	0	0	0	0	0	0	0	0	7
13:00	5	1	7	2	1	0	0	0	0	0	0	0	0	16
14:00	0	3	2	8	1	0	0	0	0	0	0	0	0	14
15:00	1	2	3	5	0	0	0	0	0	0	0	0	0	11
16:00	0	2	3	2	0	0	0	0	0	0	0	0	0	7
17:00	0	3	3	3	0	0	0	0	0	0	0	0	0	9
18:00	3	2	4	4	0	0	0	0	0	0	0	0	0	13
19:00	1	0	5	5	0	0	0	0	0	0	0	0	0	11
20:00	1	3	4	1	0	0	0	0	0	0	0	0	0	9
21:00	0	0	0	0	0	0	0	0	0	0	0	0	0	0
22:00	0	2	0	1	0	0	0	0	0	0	0	0	0	3
23:00	0	0	0	0	0	0	0	0	0	0	0	0	0	0
<b>Totals</b>	<b>15</b>	<b>30</b>	<b>66</b>	<b>52</b>	<b>5</b>									<b>168</b>
<b>% of Totals</b>	<b>9%</b>	<b>18%</b>	<b>39%</b>	<b>31%</b>	<b>3%</b>									<b>100%</b>

<b>AM Volumes</b>	4	11	31	19	3	0	0	0	0	0	0	0	0	68
<b>% AM</b>	2%	7%	18%	11%	2%									40%
<b>AM Peak Hour</b>	09:00	07:00	07:00	07:00	06:00									07:00
<b>Volume</b>	2	4	8	4	1									16
<b>PM Volumes</b>	11	19	35	33	2	0	0	0	0	0	0	0	0	100
<b>% PM</b>	7%	11%	21%	20%	1%									60%
<b>PM Peak Hour</b>	13:00	14:00	13:00	14:00	13:00									13:00
<b>Volume</b>	5	3	7	8	1									16

Directional Peak Periods All Speeds	AM 7-9		NOON 12-2		PM 4-6		Off Peak Volumes	
	Volume	%	Volume	%	Volume	%	Volume	%
	30	18%	23	14%	16	10%	99	59%

Street Name	Direction	Percentiles					ADT
		15th	50th	Average	85th	95th	
SW 89th Ave	Summary	17	23	22	28	30	168

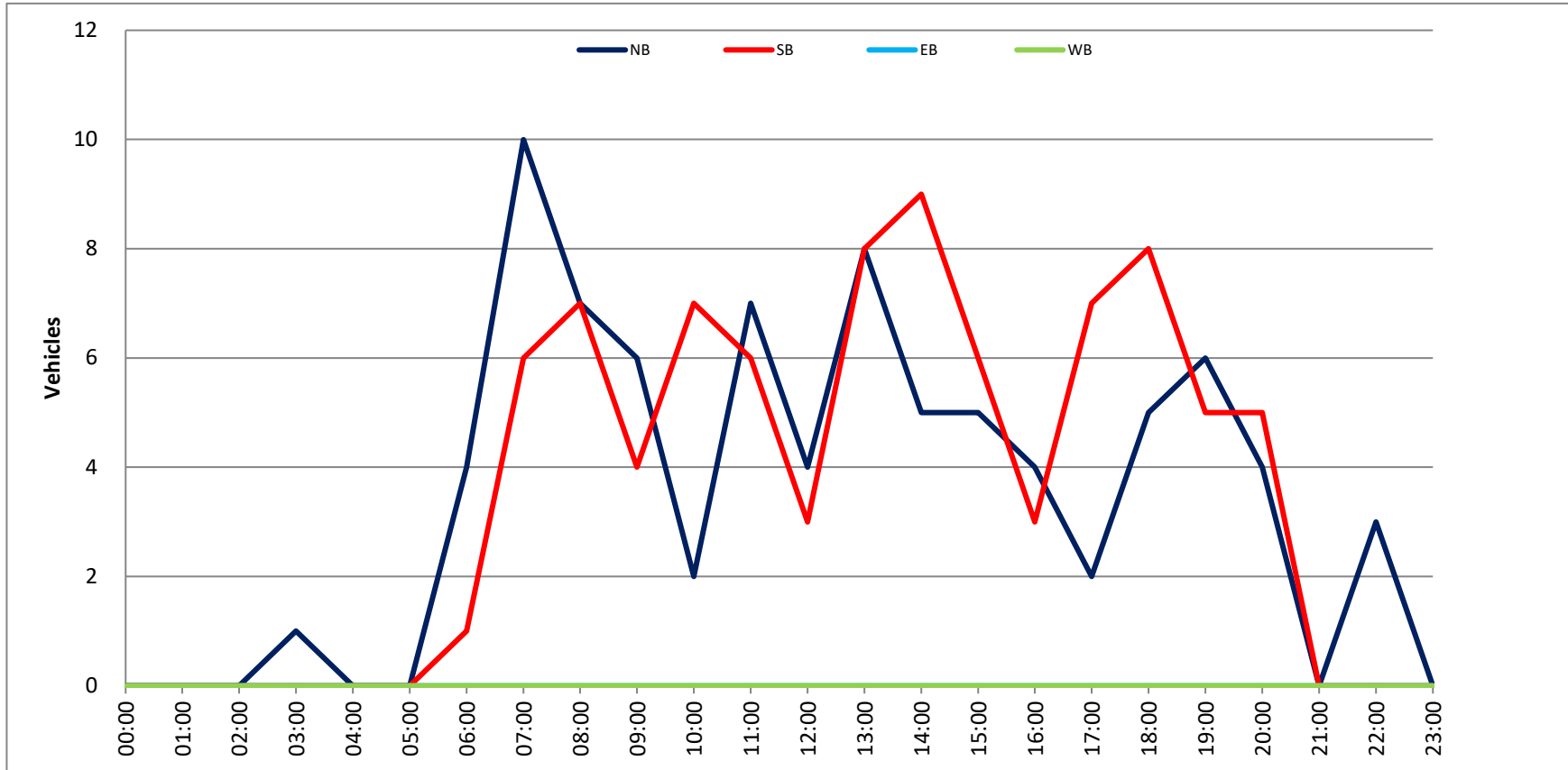
### VOLUME

SW 89th Ave Bet. SW 50th St & SW 50th Pl

Day: Thursday  
Date: 5/18/2023

City: Cooper City  
Project #: FL23\_140259\_047

DAILY TOTALS										NB		SB		EB		WB		TOTAL	
										83		85		0		0		168	
AM Period	NB	SB	EB	WB	TOTAL	PM Period	NB	SB	EB	WB	TOTAL	SPLIT %	EB	WB	TOTAL	SPLIT %	EB	WB	TOTAL
00:00	0	0	0	0	0	12:00	1	1	1	0	0	2			2				2
00:15	0	0	0	0	0	12:15	1	1	1	0	0	2			2				2
00:30	0	0	0	0	0	12:30	0	0	0	0	0	0			0				0
00:45	0	0	0	0	0	12:45	2	4	1	3	0	3			3				7
01:00	0	0	0	0	0	13:00	1	3	3	0	0	4			4				4
01:15	0	0	0	0	0	13:15	2	1	1	0	0	3			3				4
01:30	0	0	0	0	0	13:30	1	1	1	0	0	2			2				2
01:45	0	0	0	0	0	13:45	4	8	3	8	0	7			7				16
02:00	0	0	0	0	0	14:00	1	5	5	0	0	6			6				6
02:15	0	0	0	0	0	14:15	1	1	0	0	0	1			1				1
02:30	0	0	0	0	0	14:30	0	0	0	0	0	0			0				0
02:45	0	0	0	0	0	14:45	3	5	4	9	0	7			7				14
03:00	0	0	0	0	0	15:00	2	1	1	0	0	3			3				3
03:15	0	0	0	0	0	15:15	0	1	1	0	0	1			1				1
03:30	0	0	0	0	0	15:30	3	1	1	0	0	4			4				4
03:45	1	1	0	0	1	15:45	0	5	3	6	0	3			3				11
04:00	0	0	0	0	0	16:00	0	0	0	0	0	0			0				0
04:15	0	0	0	0	0	16:15	1	1	1	0	0	2			2				2
04:30	0	0	0	0	0	16:30	1	2	2	0	0	3			3				3
04:45	0	0	0	0	0	16:45	2	4	4	3	0	7			7				7
05:00	0	0	0	0	0	17:00	0	2	2	0	0	2			2				2
05:15	0	0	0	0	0	17:15	0	0	0	0	0	0			0				0
05:30	0	0	0	0	0	17:30	0	2	2	0	0	2			2				2
05:45	0	0	0	0	0	17:45	2	2	3	7	0	5			5				9
06:00	1	0	0	0	1	18:00	1	1	1	0	0	2			2				2
06:15	2	2	0	0	2	18:15	2	2	2	0	0	4			4				4
06:30	0	1	0	0	1	18:30	1	1	2	0	0	3			3				3
06:45	1	4	0	0	5	18:45	1	5	3	8	0	4			4				13
07:00	1	2	2	0	3	19:00	2	2	1	1	0	4			4				4
07:15	3	2	0	0	5	19:15	2	2	1	1	0	3			3				3
07:30	3	1	0	0	4	19:30	1	1	1	0	0	2			2				2
07:45	3	10	1	6	16	19:45	1	6	2	5	0	3			3				11
08:00	1	2	2	0	3	20:00	2	2	2	0	0	4			4				4
08:15	0	3	0	0	3	20:15	1	2	2	0	0	3			3				3
08:30	4	0	0	0	4	20:30	0	1	1	0	0	1			1				1
08:45	2	7	2	7	14	20:45	1	4	0	5	0	1			1				9
09:00	2	1	1	0	3	21:00	0	0	0	0	0	0			0				0
09:15	1	1	0	0	2	21:15	0	0	0	0	0	0			0				0
09:30	0	1	1	0	1	21:30	0	0	0	0	0	0			0				0
09:45	3	6	1	4	10	21:45	0	0	0	0	0	0			0				0
10:00	1	2	2	0	3	22:00	1	1	1	0	0	1			1				1
10:15	1	3	0	0	4	22:15	2	2	0	0	0	2			2				2
10:30	0	2	2	0	2	22:30	0	0	0	0	0	0			0				0
10:45	0	2	0	0	9	22:45	0	3	0	0	0	3			3				3
11:00	2	1	1	0	3	23:00	0	0	0	0	0	0			0				0
11:15	2	1	0	0	3	23:15	0	0	0	0	0	0			0				0
11:30	2	3	0	0	5	23:30	0	0	0	0	0	0			0				0
11:45	1	7	1	6	13	23:45	0	0	0	0	0	0			0				0
<b>TOTALS</b>	<b>37</b>	<b>31</b>	<b>40.5%</b>	<b>68</b>	<b>TOTALS</b>	<b>46</b>	<b>54</b>	<b>54.0%</b>	<b>100</b>	<b>SPLIT %</b>	<b>59.5%</b>	<b>46.0%</b>	<b>54.0%</b>	<b>46.0%</b>	<b>54.0%</b>	<b>46.0%</b>	<b>54.0%</b>	<b>46.0%</b>	<b>54.0%</b>
<b>DAILY TOTALS</b>										<b>NB</b>		<b>SB</b>		<b>EB</b>		<b>WB</b>		<b>Total</b>	
										<b>83</b>		<b>85</b>		<b>0</b>		<b>0</b>		<b>168</b>	
AM Peak Hour	07:00	09:45		07:00		PM Peak Hour	13:00	13:15		13:15					13:15				13:15
AM Pk Volume	10	8		16		PM Pk Volume	8	10		18					18				18
Pk Hr Factor	0.833	0.667		0.800		Pk Hr Factor	0.500	0.500		0.643					0.643				0.643
7 - 9 Volume	17	13		30		4 - 6 Volume	6	10		16					16				16
7 - 9 Peak Hour	07:00	07:30		07:00		4 - 6 Peak Hour	16:00	17:00		16:15					16:15				16:15
7 - 9 Pk Volume	10	7		16		4 - 6 Pk Volume	4	7		9					9				9
Pk Hr Factor	0.833	0.583		0.800		Pk Hr Factor	0.500	0.583		0.750					0.750				0.750



North Bound

Time	< 15	15 - 19	20 - 24	25 - 29	30 - 34	35 - 39	40 - 44	45 - 49	50 - 54	55 - 59	60 - 64	65 - 69	70 +	Total
00:00 AM	0	0	0	0	0	0	0	0	0	0	0	0	0	0
00:15	0	0	0	0	0	0	0	0	0	0	0	0	0	0
00:30	0	0	0	0	0	0	0	0	0	0	0	0	0	0
00:45	0	0	0	0	0	0	0	0	0	0	0	0	0	0
01:00	0	0	0	0	0	0	0	0	0	0	0	0	0	0
01:15	0	0	0	0	0	0	0	0	0	0	0	0	0	0
01:30	0	0	0	0	0	0	0	0	0	0	0	0	0	0
01:45	0	0	0	0	0	0	0	0	0	0	0	0	0	0
02:00	0	0	0	0	0	0	0	0	0	0	0	0	0	0
02:15	0	0	0	0	0	0	0	0	0	0	0	0	0	0
02:30	0	0	0	0	0	0	0	0	0	0	0	0	0	0
02:45	0	0	0	0	0	0	0	0	0	0	0	0	0	0
03:00	0	0	0	0	0	0	0	0	0	0	0	0	0	0
03:15	0	0	0	0	0	0	0	0	0	0	0	0	0	0
03:30	0	0	0	0	0	0	0	0	0	0	0	0	0	0
03:45	0	0	0	0	0	0	0	0	0	0	0	0	0	0
04:00	0	0	0	0	0	0	0	0	0	0	0	0	0	0
04:15	0	0	0	1	0	0	0	0	0	0	0	0	0	1
04:30	0	0	0	0	0	0	0	0	0	0	0	0	0	0
04:45	0	0	0	0	0	0	0	0	0	0	0	0	0	0
05:00	0	0	0	0	0	0	0	0	0	0	0	0	0	0
05:15	0	0	0	0	0	0	0	0	0	0	0	0	0	0
05:30	0	0	0	0	0	0	0	0	0	0	0	0	0	0
05:45	0	0	1	0	0	0	0	0	0	0	0	0	0	1
06:00	0	0	0	0	0	0	0	0	0	0	0	0	0	0
06:15	0	0	0	0	0	0	0	0	0	0	0	0	0	0
06:30	0	0	0	0	0	0	0	0	0	0	0	0	0	0
06:45	0	0	0	0	0	0	0	0	0	0	0	0	0	0
07:00	0	0	0	1	0	0	0	0	0	0	0	0	0	1
07:15	0	0	0	0	1	0	0	0	0	0	0	0	0	1
07:30	1	0	1	6	1	0	0	0	0	0	0	0	0	9
07:45	1	0	0	0	0	1	0	0	0	0	0	0	0	2
08:00	0	0	1	0	1	0	1	0	0	0	0	0	0	3
08:15	0	1	1	1	0	0	0	0	0	0	0	0	0	3
08:30	0	1	0	0	0	0	0	0	0	0	0	0	0	1
08:45	0	2	1	1	0	0	0	0	0	0	0	0	0	4
09:00	0	0	1	0	0	0	0	0	0	0	0	0	0	1
09:15	0	0	1	0	0	0	0	0	0	0	0	0	0	1
09:30	0	0	0	0	1	0	0	0	0	0	0	0	0	1
09:45	0	0	0	0	0	0	0	0	0	0	0	0	0	0
10:00	1	1	0	0	0	0	0	0	0	0	0	0	0	2
10:15	0	1	0	0	0	0	0	0	0	0	0	0	0	1
10:30	0	1	0	2	0	0	0	0	0	0	0	0	0	3
10:45	0	1	2	0	0	0	0	0	0	0	0	0	0	3
11:00	0	0	2	1	0	0	0	0	0	0	0	0	0	3
11:15	1	0	1	0	0	0	0	0	0	0	0	0	0	2
11:30	0	0	0	0	0	0	0	0	0	0	0	0	0	0
11:45	0	0	2	0	1	0	0	0	0	0	0	0	0	3
12:00 PM	0	0	0	0	0	0	0	0	0	0	0	0	0	0
12:15	0	0	1	2	0	0	0	0	0	0	0	0	0	3
12:30	0	0	2	1	0	0	0	0	0	0	0	0	0	3
12:45	0	0	1	0	0	0	0	0	0	0	0	0	0	1
13:00	0	0	2	0	0	0	0	0	0	0	0	0	0	2
13:15	0	1	1	0	0	0	0	0	0	0	0	0	0	2
13:30	0	0	4	0	0	0	0	0	0	0	0	0	0	4
13:45	1	2	0	1	0	0	0	0	0	0	0	0	0	4
14:00	0	0	1	0	0	0	0	0	0	0	0	0	0	1
14:15	0	1	1	1	1	0	0	0	0	0	0	0	0	4
14:30	0	1	1	2	0	0	0	0	0	0	0	0	0	4
14:45	0	0	1	0	0	1	0	0	0	0	0	0	0	2
15:00	0	1	1	1	0	0	0	0	0	0	0	0	0	3
15:15	0	1	0	1	0	0	0	0	0	0	0	0	0	2
15:30	0	1	1	1	1	0	0	0	0	0	0	0	0	4
15:45	0	0	0	0	0	0	0	0	0	0	0	0	0	0
16:00	0	0	0	2	1	0	0	0	0	0	0	0	0	3
16:15	0	0	0	1	1	0	0	0	0	0	0	0	0	2
16:30	0	0	0	0	0	0	0	0	0	0	0	0	0	0
16:45	0	1	1	2	0	0	0	0	0	0	0	0	0	4
17:00	0	0	1	1	0	0	0	0	0	0	0	0	0	2
17:15	0	0	2	2	0	0	0	0	0	0	0	0	0	4
17:30	0	0	0	0	0	0	0	0	0	0	0	0	0	0
17:45	0	0	3	1	2	0	0	0	0	0	0	0	0	3
18:00	0	0	0	2	0	0	0	0	0	0	0	0	0	2
18:15	0	1	1	3	0	0	0	0	0	0	0	0	0	5
18:30	0	0	0	1	1	0	0	0	0	0	0	0	0	2
18:45	0	0	0	1	0	0	0	0	0	0	0	0	0	1
19:00	1	1	0	0	1	0	0	0	0	0	0	0	0	3
19:15	0	1	1	1	0	0	0	0	0	0	0	0	0	3
19:30	0	0	0	0	0	0	0	0	0	0	0	0	0	0
19:45	1	0	0	0	1	0	0	0	0	0	0	0	0	2
20:00	0	1	3	0	0	0	0	0	0	0	0	0	0	4
20:15	0	0	0	2	0	0	0	0	0	0	0	0	0	2
20:30	0	0	1	1	0	0	0	0	0	0	0	0	0	1
20:45	0	0	1	1	0	0	0	0	0	0	0	0	0	2
21:00	1	0	1	2	0	0	0	0	0	0	0	0	0	4
21:15	0	0	0	0	0	0	0	0	0	0	0	0	0	0
21:30	0	0	0	0	0	0	0	0	0	0	0	0	0	0
21:45	2	0	0	0	0	0	0	0	0	0	0	0	0	2
22:00	0	1	1	0	0	0	0	0	0	0	0	0	0	2
22:15	0	0	0	0	0	0	0	0	0	0	0	0	0	0
22:30	0	0	0	0	0	0	0	0	0	0	0	0	0	0
22:45	1	0	0	0	0	0	0	0	0	0	0	0	0	1
23:00	0	0	0	0	0	0	0	0	0	0	0	0	0	0
23:15	0	0	0	0	0	0	0	0	0	0	0	0	0	0
23:30	0	0	0	0	0	0	0	0	0	0	0	0	0	0
23:45	0	0	0	0	0	0	0	0	0	0	0	0	0	0
<b>Totals</b>	<b>11</b>	<b>21</b>	<b>47</b>	<b>52</b>	<b>2</b>	<b>2</b>	<b>0</b>	<b>0</b>	<b>0</b>	<b>0</b>	<b>0</b>	<b>0</b>	<b>0</b>	<b>140</b>
% of Totals	8%	15%	34%	34%	8%	2%	0%	0%	0%	0%	0%	0%	0%	100%

AM Peak Hour	Volume	%	PM Peak Hour	Volume	%	NOON 12-2	Volume	%	PM 4-6	Volume	%	Off Peak Volumes	Volume	%
AM Peak Hour	7	13%	PM Peak Hour	21	15%	NOON 12-2	19	14%	PM 4-6	18	13%	Off Peak Volumes	80	57%
AM Peak Hour	7	13%	PM Peak Hour	21	15%	NOON 12-2	19	14%	PM 4-6	18	13%	Off Peak Volumes	80	57%

Street Name	Direction	15th	50th	Average	85th	95th	ADT
SW 88th Terrace	North Bound	17	24	24	29	33	140
SW 88th Terrace	South Bound	15	23	22	29	33	117

Time	< 15	15 - 19	20 - 24	25 - 29	30 - 34	35 - 39	40 - 44	45 - 49	50 - 54	55 - 59	60 - 64	65 - 69	70 +	Total
00:00 AM	0	0	0	0	0	0	0	0	0	0	0	0	0	0
00:15	0	0	0	0	0	0	0	0	0	0	0	0	0	0
00:30	0	0	0	0	0	0	0	0	0	0	0	0	0	0
00:45	0	0	0	0	0	0	0	0	0	0	0	0	0	0
01:00	0	0	0	0	0	0	0	0	0	0	0	0	0	0
01:15	0	0	0	0	0	0	0	0	0	0	0	0	0	0
01:30	0	0	0	0	0	0	0	0	0	0	0	0	0	0
01:45	0	0	0	0	0	0	0	0	0	0	0	0	0	0
02:00	0	0	0	0	0	0	0	0	0	0	0	0	0	0
02:15	0	0	0	0	0	0	0	0	0	0	0	0	0	0
02:30	0	0	0	0	0	0	0	0	0	0	0	0	0	0
02:45	0	0	0	0	0	0	0	0	0	0	0	0	0	0
03:00	0	0	0	0	0	0	0	0	0	0	0	0	0	0
03:15	0	0	0	0	0	0	0	0	0	0	0	0	0	0
03:30	0	0	0	0	0	0	0	0	0	0	0	0	0	0
03:45	0	0	0	0	0	0	0	0	0	0	0	0	0	0
04:00	0	0	0	0	0	0	0	0	0	0	0	0	0	0
04:15	0	0	0	0	0	0	0	0	0	0	0	0	0	0
04:30	0	0	1	1	0	0	0	0	0	0	0	0	0	2
04:45	0	0	0	0	0	0	0	0	0	0	0	0	0	0
05:00	0	0	0	0	0	0	0	0	0	0	0	0	0	0
05:15	0	0	0	0	0	0	0	0	0	0	0	0	0	0
05:30	0	0	0	0	0	0	0	0	0	0	0	0	0	0
05:45	0	0	0	0	0	0	0	0	0	0	0	0	0	0
06:00	0	1	0	0	0	0	0	0	0	0	0	0	0	1
06:15	1	0	1	0	0	0	0	0	0	0	0	0	0	2
06:30	0	1	0	0	0	0	0	0	0	0	0	0	0	1
06:45	0	1	0	0	0	0	0	0	0	0	0	0	0	1
07:00	0	0	2	1	0	0	0	0	0	0	0	0	0	3
07:15	0	1	0	1	1	0	0	0	0	0	0	0	0	3
07:30	1	0	1	0	0	0	0	0	0	0	0	0	0	2
07:45	0	0	2	0	1	0	0	0	0	0	0	0	0	3
08:00	0	0	2	0	0	0	0	0	0	0	0	0	0	2
08:15	0	0	0	0	0	0	0	0	0	0	0	0	0	0
08:30	0	0	0	0	0	0	0	0	0	0	0	0	0	0
08:45	1	0	1	1	0	0	0	0	0	0	0	0	0	3
09:00	0	0	0	0	0	0	0	0	0	0	0	0	0	0
09:15	0	0	0	0	1	0	0	0	0	0	0	0	0	1
09:30	0	0	1	1	0	0	0	0	0	0	0	0	0	2
09:45	0	0	1	0	0	0	0	0	0	0	0	0	0	1
10:00	0	0	0	0	0	0	0	0	0	0	0	0	0	0
10:15	0	0	1	2	0	0	0	0	0	0	0	0	0	3
10:30	0	0	0	0	0	0	0	0	0	0	0	0	0	0
10:45	1	0	0	1	0	0	0	0	0	0	0	0	0	2
11:00	1	1	1	1	0	0	0	0	0	0	0	0	0	4
11:15	0	0	0	0	0	0	0	0	0	0	0	0	0	0
11:30	0	1	0	0	0	0	0	0	0	0	0	0	0	1
11:45	0	0	1	0	0	0	0	0	0	0	0	0	0	1
12:00 PM	1	0	0	0	0	0	0	0	0	0	0	0	0	1
12:15	0	0	0	1	1	0	0	0	0	0	0	0	0	2
12:30	0	0	0	0	0	0	0	0	0	0	0	0	0	0
12:45	0	0	2	0	1	0	0	0	0	0	0	0	0	3
13:00	0	1	1	0	0	0	0	0	0	0	0	0	0	2
13:15	2	1	0	0	0	0	0	0	0	0	0	0	0	3
13:30	0	2	2	0	0	0	0	0	0	0	0	0	0	4
13:45	0	0	0	1	0	0	0	0	0	0	0	0	0	1
14:00	0	0	1	2	0	0	0	0	0	0	0	0	0	3
14:15	0	1	1	1	0	0	0	0	0	0	0	0	0	3
14:30	0	0	1	0	0	0	0	0	0	0	0	0	0	1
14:45	0	0	0	1	0	0	0	0	0	0	0	0	0	1
15:00	1	0	0	2	0	0	0	0	0	0	0	0	0	4
15:15	0	0	0	0	0	0	0	0	0	0	0	0	0	0
15:30	0	0	0	0	1	0	0	0	0	0	0	0	0	1
15:45	0	0	0	2	0	0	0	0	0	0	0	0	0	2
16:00	0	0	0	0	1	0	0	0	0	0	0	0	0	1
16:15	0	0	0	0	0	0	0	0	0	0	0	0	0	0
16:30	0	0	0	0	0	0	0	0	0	0	0	0	0	0
16:45	0	2	0	0	1	0	0	0	0	0	0	0	0	3
17:00	1	2	0	0	1	0	0	0	0	0	0	0	0	4
17:15	0	1	0	0	0	0	0	0	0	0	0	0	0	1
17:30	1	0	0	1	0	0	0	0	0	0	0	0	0	2
17:45	1	0	0	3	0	0	0	0	0	0	0	0	0	4
18:00	0	0	0	0	0	0	0	0	0	0	0	0	0	0
18:15	0	0	0	0	0	0	0	0	0	0	0	0	0	0
18:30	1	0	1	3	0	0	0	0	0	0	0	0	0	5
18:45	0	0	0	0	1	0	0	0	0	0	0	0	0	1
19:00	1	2	1	1	2	0	0	0	0	0	0	0	0	6
19:15	0	2	1	1	0	0	0	0	0	0	0	0	0	4
19:30	0	2	2	0	0	0	0	0	0	0	0	0	0	4
19:45	0	0	1	0	0	0	0	0	0	0	0	0	0	1
20:00	0	0	0	0	0	0	0	0	0	0	0	0	0	0
20:15	0	0	0	1	0	0	0	0	0	0	0	0	0	1
20:30	0	0	0	1	0	0	0	0	0	0	0	0	0	1
20:45	1	0	0	1	1	1	0	0	0	0	0	0	0	4
21:00	0	0	0	0	0	0	0	0	0	0	0	0	0	0
21:15	0	0	0	0	0	0	0	0	0	0	0	0	0	0
21:30	2	0	0	0	0	0	0	0	0	0	0	0	0	2
21:45	0	0	0	0	0	0	0	0	0	0	0	0	0	0
22:00	0	0	0	0	0	0	0	0	0	0	0	0	0	0
22:15	0	1	0	0	0	0	0	0	0	0	0	0	0	1
22:30	0	0	0	1	0	0	0	0	0	0	0	0	0	1
22:45	0	0	0	0	0	0	0	0	0	0	0	0	0	0
23:00	0	0	0	0	0	0	0	0	0	0	0	0	0	0
23:15	0	0	0	0	0	0	0	0	0	0	0	0	0	0
23:30	0	0	0	0	0	0	0	0	0	0	0	0	0	0
23:45	0	0	1	0	0	0	0	0	0	0	0	0	0	1
<b>Totals</b>	<b>17</b>	<b>23</b>	<b>32</b>	<b>34</b>	<b>10</b>	<b>1</b>								<b>117</b>
% of Totals	15%	20%	27%	29%	8%	1%								100%

AM Peak Hour	Volume	%	NOON 12-2	Volume	%	PM 4-6	Volume	%	Off Peak Volumes	Volume	%	
AM Peak Hour	10:15	06:00	07:00	10:15	07:00	PM 4-6	15	13%	Off Peak Volumes	70	60%	
Volume	2	3	4	2	2	Volume	16	14%	Volume	15	13%	
PM Peak Hour	17:00	18:45	12:45	17:45	12:00	20:00	Volume	16	14%	Volume	15	13%
Volume	3	6	5	4	2	1	Volume	16	14%	Volume	15	13%

Street Name	Direction	15th	50th	Average	85th	95th	ADT
SW 88th Terrace	North Bound	17	24	24	29	33	140
SW 88th Terrace	South Bound	15	23	22	29	33	117

Summary

Time	< 15	15 - 19	20 - 24	25 - 29	30 - 34	35 - 39	40 - 44	45 - 49	50 - 54	55 - 59	60 - 64	65 - 69	70 +	Total
00:00 AM	0	0	0	0	0	0	0	0	0	0	0	0	0	0
00:15	0	0	1	0	0	0	0	0	0	0	0	0	0	1
00:30	0	0	0	0	0	0	0	0	0	0	0	0	0	0
00:45	0	0	0	0	0	0	0	0	0	0	0	0	0	0
01:00	0	0	0	0	0	0	0	0	0	0	0	0	0	0
01:15	0	0	0	0	0	0	0	0	0	0	0	0	0	0
01:30	0	0	0	0	0	0	0	0	0	0	0	0	0	0
01:45	0	0	0	0	0	0	0	0	0	0	0	0	0	0
02:00	0	0	0	0	0	0	0	0	0	0	0	0	0	0
02:15	0	0	0	0	0	0	0	0	0	0	0	0	0	0
02:30	0	0	0	0	0	0	0	0	0	0	0	0	0	0
02:45	0	0	0	0	0	0	0	0	0	0	0	0	0	0
03:00	0	0	0	0	0	0	0	0	0	0	0	0	0	0
03:15	0	0	0	0	0	0	0	0	0	0	0	0	0	0
03:30	0	0	0	0	0	0	0	0	0	0	0	0	0	0
03:45	0	0	0	0	0	0	0	0	0	0	0	0	0	0
04:00	0	0	0	0	0	0	0	0	0	0	0	0	0	0
04:15	0	0	0	1	0	0	0	0	0	0	0	0	0	1
04:30	0	0	1	1	0	0	0	0	0	0	0	0	0	2
04:45	0	0	0	0	0	0	0	0	0	0	0	0	0	0
05:00	0	0	0	0	0	0	0	0	0	0	0	0	0	0
05:15	0	0	0	0	0	0	0	0	0	0	0	0	0	0
05:30	0	0	0	0	0	0	0	0	0	0	0	0	0	0
05:45	0	0	1	0	0	0	0	0	0	0	0	0	0	1
06:00	0	1	0	0	0	0	0	0	0	0	0	0	0	1
06:15	1	0	1	0	0	0	0	0	0	0	0	0	0	2
06:30	0	1	0	0	0	0	0	0	0	0	0	0	0	1
06:45	0	1	0	0	0	0	0	0	0	0	0	0	0	1
07:00	0	0	2	2	0	0	0	0	0	0	0	0	0	4
07:15	0	1	0	1	2	0	0	0	0	0	0	0	0	4
07:30	2	0	2	6	1	0	0	0	0	0	0	0	0	11
07:45	1	0	2	0	1	1	0	0	0	0	0	0	0	5
08:00	0	0	3	0	1	0	0	0	0	0	0	0	0	4
08:15	0	1	1	1	0	0	0	0	0	0	0	0	0	3
08:30	0	1	0	0	0	0	0	0	0	0	0	0	0	1
08:45	1	2	2	2	0	0	0	0	0	0	0	0	0	7
09:00	0	0	1	0	0	0	0	0	0	0	0	0	0	1
09:15	0	0	1	1	0	0	0	0	0	0	0	0	0	2
09:30	0	0	1	1	0	0	0	0	0	0	0	0	0	3
09:45	0	0	1	0	0	0	0	0	0	0	0	0	0	1
10:00	1	1	0	0	0	0	0	0	0	0	0	0	0	2
10:15	0	1	1	2	0	0	0	0	0	0	0	0	0	4
10:30	0	1	0	2	0	0	0	0	0	0	0	0	0	3
10:45	1	1	2	1	0	0	0	0	0	0	0	0	0	5
11:00	1	1	3	2	0	0	0	0	0	0	0	0	0	7
11:15	1	0	1	0	0	0	0	0	0	0	0	0	0	2
11:30	0	1	0	0	0	0	0	0	0	0	0	0	0	1
11:45	0	0	3	0	1	0	0	0	0	0	0	0	0	4
12:00 PM	1	0	0	0	0	0	0	0	0	0	0	0	0	1
12:15	0	0	1	3	1	0	0	0	0	0	0	0	0	5
12:30	0	0	2	1	0	0	0	0	0	0	0	0	0	3
12:45	0	0	3	0	1	0	0	0	0	0	0	0	0	4
13:00	0	1	3	0	0	0	0	0	0	0	0	0	0	4
13:15	2	2	1	0	0	0	0	0	0	0	0	0	0	5
13:30	0	2	6	5	0	0	0	0	0	0	0	0	0	8
13:45	1	2	0	2	0	0	0	0	0	0	0	0	0	5
14:00	0	0	2	2	0	0	0	0	0	0	0	0	0	4
14:15	0	2	2	2	1	0	0	0	0	0	0	0	0	7
14:30	0	1	2	2	0	0	0	0	0	0	0	0	0	5
14:45	0	0	1	1	0	1	0	0	0	0	0	0	0	3
15:00	1	1	2	3	0	0	0	0	0	0	0	0	0	7
15:15	0	1	0	1	0	0	0	0	0	0	0	0	0	2
15:30	0	1	1	1	2	0	0	0	0	0	0	0	0	5
15:45	0	0	0	2	0	0	0	0	0	0	0	0	0	2
16:00	0	0	0	2	2	0	0	0	0	0	0	0	0	4
16:15	0	0	0	0	1	0	0	0	0	0	0	0	0	1
16:30	0	0	0	0	0	0	0	0	0	0	0	0	0	0
16:45	0	3	1	2	1	0	0	0	0	0	0	0	0	7
17:00	1	2	1	1	1	0	0	0	0	0	0	0	0	6
17:15	0	1	2	2	0	0	0	0	0	0	0	0	0	5
17:30	1	0	0	1	0	0	0	0	0	0	0	0	0	2
17:45	1	0	3	1	5	0	0	0	0	0	0	0	0	7
18:00	0	0	0	2	0	0	0	0	0	0	0	0	0	2
18:15	0	1	1	3	0	0	0	0	0	0	0	0	0	5
18:30	1	0	1	4	1	0	0	0	0	0	0	0	0	7
18:45	0	0	0	1	1	0	0	0	0	0	0	0	0	2
19:00	2	2	2	1	3	0	0	0	0	0	0	0	0	8
19:15	0	3	2	2	0	0	0	0	0	0	0	0	0	7
19:30	0	2	2	0	0	0	0	0	0	0	0	0	0	4
19:45	1	0	1	0	1	0	0	0	0	0	0	0	0	3
20:00	0	1	3	0	0	0	0	0	0	0	0	0	0	4
20:15	0	0	0	3	0	0	0	0	0	0	0	0	0	3
20:30	0	0	0	2	1	1	0	0	0	0	0	0	0	4
20:45	1	0	1	2	1	1	0	0	0	0	0	0	0	6
21:00	1	0	1	2	0	0	0	0	0	0	0	0	0	4
21:15	0	0	0	0	0	0	0	0	0	0	0	0	0	0
21:30	2	0	0	0	0	0	0	0	0	0	0	0	0	2
21:45	2	0	0	0	0	0	0	0	0	0	0	0	0	4
22:00	0	1	0	0	0	0	0	0	0	0	0	0	0	1
22:15	0	1	0	0	0	0	0	0	0	0	0	0	0	2
22:30	0	0	0	1	0	0	0	0	0	0	0	0	0	1
22:45	1	0	0	0	0	0	0	0	0	0	0	0	0	1
23:00	0	0	0	0	0	0	0	0	0	0	0	0	0	0
23:15	0	0	0	0	0	0	0	0	0	0	0	0	0	0
23:30	0	0	0	0	0	0	0	0	0	0	0	0	0	0
23:45	0	0	1	0	0	0	0	0	0	0	0	0	0	1
Totals	28	44	79	81	22	3								257
% of Totals	11%	17%	31%	32%	8%	1%								100%

Directional Peak Periods	AM 7-9			NOON 12-2			PM 4-6			Off Peak Volumes	
All Classes	Volume	%		Volume	%		Volume	%		Volume	%
	39	15%	← →	35	14%	← →	33	13%	← →	150	58%

Street Name	Direction	15th	50th	Average	85th	95th	ADT
SW 88th Terrace	Summary	16	24	23	29	33	257

# SPEED

## SW 88th Terrace Bet. SW 50th St & SW 50th Pl

Day: Tuesday  
Date: 5/16/2023

City: Cooper City  
Project #: FL23\_140259\_048n

### North Bound

Time	< 15	15 - 19	20 - 24	25 - 29	30 - 34	35 - 39	40 - 44	45 - 49	50 - 54	55 - 59	60 - 64	65 - 69	70 +	Total
00:00 AM	0	0	1	0	0	0	0	0	0	0	0	0	0	1
01:00	0	0	0	0	0	0	0	0	0	0	0	0	0	0
02:00	0	0	0	0	0	0	0	0	0	0	0	0	0	0
03:00	0	0	0	0	0	0	0	0	0	0	0	0	0	0
04:00	0	0	0	1	0	0	0	0	0	0	0	0	0	1
05:00	0	0	1	0	0	0	0	0	0	0	0	0	0	1
06:00	0	0	0	0	0	0	0	0	0	0	0	0	0	0
07:00	2	0	1	7	2	1	0	0	0	0	0	0	0	13
08:00	0	4	3	2	1	0	0	0	0	0	0	0	0	10
09:00	0	0	2	0	1	0	0	0	0	0	0	0	0	3
10:00	1	4	2	2	0	0	0	0	0	0	0	0	0	9
11:00	1	0	5	1	1	0	0	0	0	0	0	0	0	8
12:00 PM	0	0	4	3	0	0	0	0	0	0	0	0	0	7
13:00	1	3	7	1	0	0	0	0	0	0	0	0	0	12
14:00	0	2	4	3	1	1	0	0	0	0	0	0	0	11
15:00	0	3	2	3	1	0	0	0	0	0	0	0	0	9
16:00	0	1	2	5	1	0	0	0	0	0	0	0	0	9
17:00	0	0	4	5	0	0	0	0	0	0	0	0	0	9
18:00	0	1	1	7	1	0	0	0	0	0	0	0	0	10
19:00	2	1	1	2	1	0	0	0	0	0	0	0	0	7
20:00	0	1	5	3	0	0	0	0	0	0	0	0	0	9
21:00	3	0	1	2	2	0	0	0	0	0	0	0	0	8
22:00	1	1	1	0	0	0	0	0	0	0	0	0	0	3
23:00	0	0	0	0	0	0	0	0	0	0	0	0	0	0
<b>Totals</b>	<b>11</b>	<b>21</b>	<b>47</b>	<b>47</b>	<b>12</b>	<b>2</b>								<b>140</b>
<b>% of Totals</b>	<b>8%</b>	<b>15%</b>	<b>34%</b>	<b>34%</b>	<b>9%</b>	<b>1%</b>								<b>100%</b>

<b>AM Volumes</b>	4	8	15	13	5	1	0	0	0	0	0	0	0	46
<b>% AM</b>	3%	6%	11%	9%	4%	1%								33%
<b>AM Peak Hour</b>	07:00	08:00	11:00	07:00	07:00	07:00								07:00
<b>Volume</b>	2	4	5	7	2	1								13
<b>PM Volumes</b>	7	13	32	34	7	1	0	0	0	0	0	0	0	94
<b>% PM</b>	5%	9%	23%	24%	5%	1%								67%
<b>PM Peak Hour</b>	21:00	13:00	13:00	18:00	21:00	14:00								13:00
<b>Volume</b>	3	3	7	7	2	1								12

Directional Peak Periods All Speeds	AM 7-9		NOON 12-2		PM 4-6		Off Peak Volumes	
	Volume	%	Volume	%	Volume	%	Volume	%
	23	↔ 16%	19	↔ 14%	18	↔ 13%	80	↔ 57%

Street Name	Direction	Percentiles					ADT
		15th	50th	Average	85th	95th	
SW 88th Terrace	North Bound	17	24	24	29	33	140
SW 88th Terrace	South Bound	15	23	22	29	33	117

# SPEED

## SW 88th Terrace Bet. SW 50th St & SW 50th Pl

Day: Tuesday  
Date: 5/16/2023

City: Cooper City  
Project #: FL23\_140259\_048s

### South Bound

Time	< 15	15 - 19	20 - 24	25 - 29	30 - 34	35 - 39	40 - 44	45 - 49	50 - 54	55 - 59	60 - 64	65 - 69	70 +	Total
00:00 AM	0	0	0	0	0	0	0	0	0	0	0	0	0	0
01:00	0	0	0	0	0	0	0	0	0	0	0	0	0	0
02:00	0	0	0	0	0	0	0	0	0	0	0	0	0	0
03:00	0	0	0	0	0	0	0	0	0	0	0	0	0	0
04:00	0	0	1	1	0	0	0	0	0	0	0	0	0	2
05:00	0	0	0	1	0	0	0	0	0	0	0	0	0	1
06:00	1	3	1	0	0	0	0	0	0	0	0	0	0	5
07:00	1	1	5	2	2	0	0	0	0	0	0	0	0	11
08:00	1	0	3	1	0	0	0	0	0	0	0	0	0	5
09:00	0	0	2	2	0	0	0	0	0	0	0	0	0	4
10:00	1	0	1	3	0	0	0	0	0	0	0	0	0	5
11:00	1	2	2	1	0	0	0	0	0	0	0	0	0	6
12:00 PM	1	0	2	1	2	0	0	0	0	0	0	0	0	6
13:00	2	4	3	1	0	0	0	0	0	0	0	0	0	10
14:00	0	1	3	4	0	0	0	0	0	0	0	0	0	8
15:00	1	0	1	4	1	0	0	0	0	0	0	0	0	7
16:00	0	2	0	0	2	0	0	0	0	0	0	0	0	4
17:00	3	3	0	4	1	0	0	0	0	0	0	0	0	11
18:00	1	0	1	3	1	0	0	0	0	0	0	0	0	6
19:00	1	6	5	3	0	0	0	0	0	0	0	0	0	15
20:00	1	0	1	2	1	1	0	0	0	0	0	0	0	6
21:00	2	0	0	0	0	0	0	0	0	0	0	0	0	2
22:00	0	1	0	1	0	0	0	0	0	0	0	0	0	2
23:00	0	0	1	0	0	0	0	0	0	0	0	0	0	1
<b>Totals</b>	<b>17</b>	<b>23</b>	<b>32</b>	<b>34</b>	<b>10</b>	<b>1</b>								<b>117</b>
<b>% of Totals</b>	15%	20%	27%	29%	9%	1%								100%

<b>AM Volumes</b>	5	6	15	11	2	0	0	0	0	0	0	0	0	39
<b>% AM</b>	4%	5%	13%	9%	2%									33%
<b>AM Peak Hour</b>	06:00	06:00	07:00	10:00	07:00									07:00
<b>Volume</b>	1	3	5	3	2									11
<b>PM Volumes</b>	12	17	17	23	8	1	0	0	0	0	0	0	0	78
<b>% PM</b>	10%	15%	15%	20%	7%	1%								67%
<b>PM Peak Hour</b>	17:00	19:00	19:00	14:00	12:00	20:00								19:00
<b>Volume</b>	3	6	5	4	2	1								15

Directional Peak Periods All Speeds	AM 7-9		NOON 12-2		PM 4-6		Off Peak Volumes	
	Volume	%	Volume	%	Volume	%	Volume	%
	16	↔ 14%	16	↔ 14%	15	↔ 13%	70	↔ 60%

Street Name	Direction	Percentiles					ADT
		15th	50th	Average	85th	95th	
SW 88th Terrace	North Bound	17	24	24	29	33	140
SW 88th Terrace	South Bound	15	23	22	29	33	117



# SPEED

## SW 88th Terrace Bet. SW 50th St & SW 50th Pl

Day: Tuesday  
Date: 5/16/2023

City: Cooper City  
Project #: FL23\_140259\_048

### Summary

Time	< 15	15 - 19	20 - 24	25 - 29	30 - 34	35 - 39	40 - 44	45 - 49	50 - 54	55 - 59	60 - 64	65 - 69	70 +	Total
00:00 AM	0	0	1	0	0	0	0	0	0	0	0	0	0	1
01:00	0	0	0	0	0	0	0	0	0	0	0	0	0	0
02:00	0	0	0	0	0	0	0	0	0	0	0	0	0	0
03:00	0	0	0	0	0	0	0	0	0	0	0	0	0	0
04:00	0	0	1	2	0	0	0	0	0	0	0	0	0	3
05:00	0	0	1	1	0	0	0	0	0	0	0	0	0	2
06:00	1	3	1	0	0	0	0	0	0	0	0	0	0	5
07:00	3	1	6	9	4	1	0	0	0	0	0	0	0	24
08:00	1	4	6	3	1	0	0	0	0	0	0	0	0	15
09:00	0	0	4	2	1	0	0	0	0	0	0	0	0	7
10:00	2	4	3	5	0	0	0	0	0	0	0	0	0	14
11:00	2	2	7	2	1	0	0	0	0	0	0	0	0	14
12:00 PM	1	0	6	4	2	0	0	0	0	0	0	0	0	13
13:00	3	7	10	2	0	0	0	0	0	0	0	0	0	22
14:00	0	3	7	7	1	1	0	0	0	0	0	0	0	19
15:00	1	3	3	7	2	0	0	0	0	0	0	0	0	16
16:00	0	3	2	5	3	0	0	0	0	0	0	0	0	13
17:00	3	3	4	9	1	0	0	0	0	0	0	0	0	20
18:00	1	1	2	10	2	0	0	0	0	0	0	0	0	16
19:00	3	7	6	5	1	0	0	0	0	0	0	0	0	22
20:00	1	1	6	5	1	1	0	0	0	0	0	0	0	15
21:00	5	0	1	2	2	0	0	0	0	0	0	0	0	10
22:00	1	2	1	1	0	0	0	0	0	0	0	0	0	5
23:00	0	0	1	0	0	0	0	0	0	0	0	0	0	1
<b>Totals</b>	<b>28</b>	<b>44</b>	<b>79</b>	<b>81</b>	<b>22</b>	<b>3</b>								<b>257</b>
<b>% of Totals</b>	<b>11%</b>	<b>17%</b>	<b>31%</b>	<b>32%</b>	<b>9%</b>	<b>1%</b>								<b>100%</b>

<b>AM Volumes</b>	9	14	30	24	7	1	0	0	0	0	0	0	0	85
<b>% AM</b>	4%	5%	12%	9%	3%	0%								33%
<b>AM Peak Hour</b>	07:00	08:00	11:00	07:00	07:00	07:00								07:00
<b>Volume</b>	3	4	7	9	4	1								24
<b>PM Volumes</b>	19	30	49	57	15	2	0	0	0	0	0	0	0	172
<b>% PM</b>	7%	12%	19%	22%	6%	1%								67%
<b>PM Peak Hour</b>	21:00	13:00	13:00	18:00	16:00	14:00								13:00
<b>Volume</b>	5	7	10	10	3	1								22

Directional Peak Periods All Speeds	AM 7-9		NOON 12-2		PM 4-6		Off Peak Volumes	
	Volume	%	Volume	%	Volume	%	Volume	%
	39	↔ 15%	35	↔ 14%	33	↔ 13%	150	↔ 58%

Street Name	Direction	Percentiles					ADT
		15th	50th	Average	85th	95th	
SW 88th Terrace	Summary	16	24	23	29	33	257

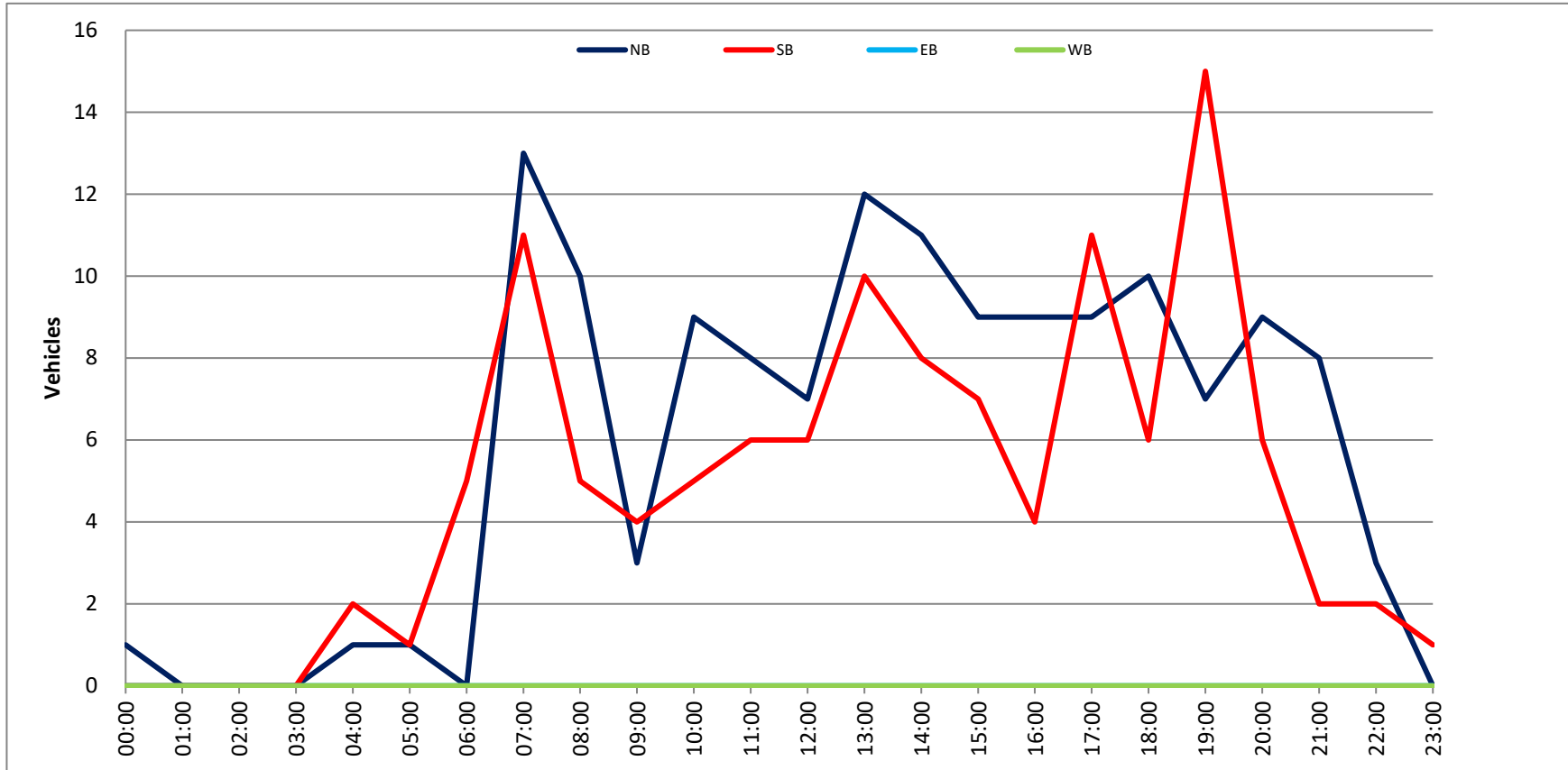
**VOLUME**

SW 88th Terrace Bet. SW 50th St & SW 50th Pl

Day: Tuesday  
Date: 5/16/2023

City: Cooper City  
Project #: FL23\_140259\_048

DAILY TOTALS												Total	
				NB	SB					EB	WB		
				140	117					0	0	257	
AM Period	NB	SB	EB	WB	TOTAL	PM Period	NB	SB	EB	WB	TOTAL		
00:00	0	0	0	0	0	12:00	0	1	0	0	1		
00:15	1	0	0	0	1	12:15	3	2	0	0	5		
00:30	0	0	0	0	0	12:30	3	0	0	0	3		
00:45	0	1	0	0	1	12:45	1	7	3	6	4	13	
01:00	0	0	0	0	0	13:00	2	2	2	0	4		
01:15	0	0	0	0	0	13:15	2	3	3	0	5		
01:30	0	0	0	0	0	13:30	4	4	4	0	8		
01:45	0	0	0	0	0	13:45	4	12	1	10	5	22	
02:00	0	0	0	0	0	14:00	1	3	3	0	4		
02:15	0	0	0	0	0	14:15	4	3	3	0	7		
02:30	0	0	0	0	0	14:30	4	1	1	0	5		
02:45	0	0	0	0	0	14:45	2	11	1	8	3	19	
03:00	0	0	0	0	0	15:00	3	4	4	0	7		
03:15	0	0	0	0	0	15:15	2	0	0	0	2		
03:30	0	0	0	0	0	15:30	4	1	1	0	5		
03:45	0	0	0	0	0	15:45	0	9	2	7	2	16	
04:00	0	0	0	0	0	16:00	3	1	1	0	4		
04:15	1	0	0	0	1	16:15	2	0	0	0	2		
04:30	0	2	0	0	2	16:30	0	0	0	0	0		
04:45	0	1	0	0	3	16:45	4	9	3	4	7	13	
05:00	0	0	0	0	0	17:00	2	4	4	0	6		
05:15	0	1	0	0	1	17:15	4	1	1	0	5		
05:30	0	0	0	0	0	17:30	0	2	2	0	2		
05:45	1	1	0	0	2	17:45	3	9	4	11	7	20	
06:00	0	1	0	0	1	18:00	2	0	0	0	2		
06:15	0	2	0	0	2	18:15	5	0	0	0	5		
06:30	0	1	0	0	1	18:30	2	2	5	0	7		
06:45	0	1	0	0	5	18:45	1	10	1	6	2	16	
07:00	1	3	0	0	4	19:00	2	6	6	0	8		
07:15	1	3	0	0	4	19:15	3	4	4	0	7		
07:30	9	2	0	0	11	19:30	0	4	0	0	4		
07:45	2	13	3	11	5	19:45	2	7	1	15	3	22	
08:00	2	2	2	0	4	20:00	4	0	0	0	4		
08:15	3	0	0	0	3	20:15	2	1	1	0	3		
08:30	1	0	0	0	1	20:30	1	1	1	0	2		
08:45	4	10	3	5	7	20:45	2	9	4	6	6	15	
09:00	1	1	0	0	1	21:00	4	0	0	0	4		
09:15	1	0	0	0	2	21:15	4	0	2	0	4		
09:30	1	2	0	0	3	21:30	0	2	2	0	2		
09:45	3	1	4	0	7	21:45	4	8	0	2	4	10	
10:00	2	0	0	0	2	22:00	2	0	0	0	2		
10:15	1	3	0	0	4	22:15	0	1	1	0	1		
10:30	3	0	0	0	3	22:30	0	1	1	0	1		
10:45	3	9	2	5	5	22:45	1	3	2	0	1	5	
11:00	3	4	0	0	7	23:00	0	0	0	0	0		
11:15	2	0	0	0	2	23:15	0	0	0	0	0		
11:30	0	1	0	0	1	23:30	0	0	0	0	0		
11:45	3	8	1	6	4	23:45	0	1	1	0	1	1	
TOTALS	46	39			85	TOTALS	94	78			172		
SPLIT %	54.1%	45.9%			33.1%	SPLIT %	54.7%	45.3%			66.9%		
DAILY TOTALS												Total	
				NB	SB					EB	WB		
				140	117					0	0	257	
AM Peak Hour	07:30	07:00	07:00	07:00	13:30	18:30	13:30	18:30	13:30	18:30	13:30		
AM Pk Volume	16	11	11	24	13	16	13	16	13	16	24	750	
Pk Hr Factor	0.444	0.917	0.917	0.545	0.813	0.667	0.813	0.667	0.813	0.667	0.750		
7 - 9 Volume	23	16	16	39	18	15	18	15	18	15	33		
7 - 9 Peak Hour	07:30	07:00	07:00	07:00	16:30	17:00	16:30	17:00	16:30	17:00	16:45		
7 - 9 Pk Volume	16	11	11	24	10	11	10	11	10	11	20		
Pk Hr Factor	0.444	0.917	0.917	0.545	0.625	0.688	0.625	0.688	0.625	0.688	0.714		



Time	< 15	15 - 19	20 - 24	25 - 29	30 - 34	35 - 39	40 - 44	45 - 49	50 - 54	55 - 59	60 - 64	65 - 69	70 +	Total
00:00 AM	0	0	0	0	0	0	0	0	0	0	0	0	0	0
00:15	0	0	0	0	0	0	0	0	0	0	0	0	0	0
00:30	1	1	0	0	0	0	0	0	0	0	0	0	0	2
00:45	0	0	0	0	0	0	0	0	0	0	0	0	0	0
01:00	0	0	0	0	0	0	0	0	0	0	0	0	0	0
01:15	0	0	0	0	0	0	0	0	0	0	0	0	0	0
01:30	0	0	0	0	0	0	0	0	0	0	0	0	0	0
01:45	0	0	0	0	0	0	0	0	0	0	0	0	0	0
02:00	0	0	0	0	0	0	0	0	0	0	0	0	0	0
02:15	0	0	0	0	0	0	0	0	0	0	0	0	0	0
02:30	0	0	0	0	0	0	0	0	0	0	0	0	0	0
02:45	0	0	0	0	1	0	0	0	0	0	0	0	0	1
03:00	0	0	0	0	0	0	0	0	0	0	0	0	0	0
03:15	0	0	0	0	0	0	0	0	0	0	0	0	0	0
03:30	0	0	0	0	0	0	0	0	0	0	0	0	0	0
03:45	0	0	0	0	0	0	0	0	0	0	0	0	0	0
04:00	0	0	0	0	0	0	0	0	0	0	0	0	0	0
04:15	0	0	0	0	0	0	0	0	0	0	0	0	0	0
04:30	0	0	0	0	0	0	0	0	0	0	0	0	0	0
04:45	0	0	0	0	0	0	0	0	0	0	0	0	0	0
05:00	0	0	0	0	0	0	0	0	0	0	0	0	0	0
05:15	0	0	0	0	0	0	0	0	0	0	0	0	0	0
05:30	0	0	0	0	0	0	0	0	0	0	0	0	0	0
05:45	0	0	0	0	0	0	0	0	0	0	0	0	0	0
06:00	0	0	1	0	0	0	0	0	0	0	0	0	0	1
06:15	0	0	0	0	0	0	0	0	0	0	0	0	0	0
06:30	0	0	0	0	1	0	0	0	0	0	0	0	0	1
06:45	0	0	0	1	0	0	0	0	0	0	0	0	0	1
07:00	0	0	0	0	1	0	0	0	0	0	0	0	0	1
07:15	0	0	0	0	3	0	0	0	0	0	0	0	0	3
07:30	2	0	1	1	1	0	0	0	0	0	0	0	0	5
07:45	0	0	2	0	1	1	0	0	0	0	0	0	0	3
08:00	0	0	0	0	0	0	0	0	0	0	0	0	0	0
08:15	1	0	0	2	0	0	0	0	0	0	0	0	0	3
08:30	0	0	0	1	0	0	0	0	0	0	0	0	0	1
08:45	0	0	0	0	0	0	0	0	0	0	0	0	0	0
09:00	0	0	1	0	0	0	0	0	0	0	0	0	0	1
09:15	0	0	1	1	0	0	0	0	0	0	0	0	0	2
09:30	0	0	1	0	0	0	0	0	0	0	0	0	0	1
09:45	0	0	1	0	0	0	0	0	0	0	0	0	0	1
10:00	0	0	0	0	0	0	0	0	0	0	0	0	0	0
10:15	0	0	0	0	0	0	0	0	0	0	0	0	0	0
10:30	0	0	0	0	0	0	0	0	0	0	0	0	0	0
10:45	0	3	0	0	0	0	0	0	0	0	0	0	0	3
11:00	0	0	0	0	1	0	0	0	0	0	0	0	0	1
11:15	0	0	2	0	0	0	0	0	0	0	0	0	0	2
11:30	0	0	0	2	0	0	0	0	0	0	0	0	0	2
11:45	0	0	1	1	1	0	0	0	0	0	0	0	0	3
12:00 PM	0	0	0	0	2	0	0	0	0	0	0	0	0	2
12:15	0	2	0	0	1	0	0	0	0	0	0	0	0	3
12:30	0	0	0	0	0	0	0	0	0	0	0	0	0	0
12:45	0	0	1	1	0	0	0	0	0	0	0	0	0	2
13:00	0	0	1	0	0	0	0	0	0	0	0	0	0	1
13:15	0	0	0	1	1	0	0	0	0	0	0	0	0	2
13:30	0	0	0	1	0	0	0	0	0	0	0	0	0	1
13:45	0	0	2	0	0	0	0	0	0	0	0	0	0	2
14:00	1	1	1	0	2	0	0	0	0	0	0	0	0	5
14:15	0	0	0	0	0	0	0	0	0	0	0	0	0	0
14:30	0	1	0	0	0	0	0	0	0	0	0	0	0	1
14:45	0	0	0	2	1	0	0	0	0	0	0	0	0	3
15:00	0	0	0	2	1	0	0	0	0	0	0	0	0	2
15:15	0	0	3	0	0	1	0	0	0	0	0	0	0	4
15:30	0	0	1	2	0	0	0	0	0	0	0	0	0	3
15:45	0	0	1	1	1	0	0	0	0	0	0	0	0	3
16:00	0	0	1	1	1	0	0	0	0	0	0	0	0	3
16:15	0	1	2	2	0	0	0	0	0	0	0	0	0	5
16:30	0	0	2	0	0	0	0	0	0	0	0	0	0	2
16:45	0	2	0	2	0	0	0	0	0	0	0	0	0	4
17:00	0	0	1	2	1	0	0	0	0	0	0	0	0	4
17:15	0	2	0	1	0	0	0	0	0	0	0	0	0	3
17:30	0	0	0	1	0	0	0	0	0	0	0	0	0	1
17:45	0	0	2	1	0	0	0	0	0	0	0	0	0	3
18:00	0	0	0	2	1	0	0	0	0	0	0	0	0	3
18:15	0	0	0	0	0	0	0	0	0	0	0	0	0	0
18:30	2	0	2	1	2	0	0	0	0	0	0	0	0	7
18:45	0	0	0	0	1	0	0	0	0	0	0	0	0	1
19:00	0	0	0	0	0	0	0	0	0	0	0	0	0	0
19:15	0	1	0	2	0	0	0	0	0	0	0	0	0	3
19:30	0	2	0	1	0	0	0	0	0	0	0	0	0	3
19:45	0	1	0	2	1	0	0	0	0	0	0	0	0	4
20:00	0	0	1	0	0	0	0	0	0	0	0	0	0	1
20:15	0	0	0	0	0	0	0	0	0	0	0	0	0	0
20:30	0	4	0	6	15	8	14	3	0	0	0	0	0	30
20:45	0	0	1	1	0	0	0	0	0	0	0	0	0	2
21:00	0	0	0	1	0	0	0	0	0	0	0	0	0	1
21:15	0	0	0	0	0	0	0	0	0	0	0	0	0	0
21:30	0	0	0	0	0	0	0	0	0	0	0	0	0	0
21:45	0	0	0	0	0	0	0	0	0	0	0	0	0	0
22:00	0	0	0	0	0	0	0	0	0	0	0	0	0	0
22:15	0	0	1	0	0	0	0	0	0	0	0	0	0	1
22:30	0	0	1	1	0	0	0	0	0	0	0	0	0	2
22:45	0	0	0	0	0	0	0	0	0	0	0	0	0	0
23:00	0	0	0	0	0	0	0	0	0	0	0	0	0	0
23:15	0	0	0	0	0	0	0	0	0	0	0	0	0	0
23:30	0	0	0	0	0	0	0	0	0	0	0	0	0	0
23:45	0	0	0	0	0	0	0	0	0	0	0	0	0	0
<b>Totals</b>	<b>7</b>	<b>17</b>	<b>32</b>	<b>39</b>	<b>24</b>	<b>2</b>								<b>121</b>
<b>% of Totals</b>	<b>6%</b>	<b>14%</b>	<b>26%</b>	<b>32%</b>	<b>20%</b>	<b>2%</b>								<b>100%</b>

Directional Peak Periods	AM 7-9	NOON 12-2	PM 4-6	Off Peak Volumes
All Classes	Volume 16 ← → 13%	Volume 13 ← → 11%	Volume 21 ← → 17%	Volume 71 ← → 59%

Street Name	Direction	Percentiles					
		15th	50th	Average	85th	95th	ADT
SW 88th Terrace	North Bound	18	26	25	32	34	121
SW 88th Terrace	South Bound	20	25	25	31	35	101

South Bound

Time	< 15	15 - 19	20 - 24	25 - 29	30 - 34	35 - 39	40 - 44	45 - 49	50 - 54	55 - 59	60 - 64	65 - 69	70 +	Total
00:00 AM	0	0	0	0	0	0	0	0	0	0	0	0	0	0
00:15	0	0	0	0	0	0	0	0	0	0	0	0	0	0
00:30	0	0	0	0	0	0	0	0	0	0	0	0	0	0
00:45	0	0	0	0	0	0	0	0	0	0	0	0	0	0
01:00	0	0	0	0	0	0	0	0	0	0	0	0	0	0
01:15	0	0	0	0	0	0	0	0	0	0	0	0	0	0
01:30	0	0	0	0	0	0	0	0	0	0	0	0	0	0
01:45	0	0	0	0	0	0	0	0	0	0	0	0	0	0
02:00	0	0	0	0	0	0	0	0	0	0	0	0	0	0
02:15	0	0	0	0	0	0	0	0	0	0	0	0	0	0
02:30	0	0	0	0	0	0	0	0	0	0	0	0	0	0
02:45	0	0	0	0	0	0	0	0	0	0	0	0	0	0
03:00	0	1	0	0	0	0	0	0	0	0	0	0	0	1
03:15	0	0	0	0	0	0	0	0	0	0	0	0	0	0
03:30	0	0	0	0	0	0	0	0	0	0	0	0	0	0
03:45	0	0	0	0	0	0	0	0	0	0	0	0	0	0
04:00	0	0	0	0	0	0	0	0	0	0	0	0	0	0
04:15	0	0	0	0	0	0	0	0	0	0	0	0	0	0
04:30	0	0	0	0	0	0	0	0	0	0	0	0	0	0
04:45	0	0	0	0	0	0	0	0	0	0	0	0	0	0
05:00	0	0	0	0	0	0	0	0	0	0	0	0	0	0
05:15	0	0	0	0	0	0	0	0	0	0	0	0	0	0
05:30	0	0	0	0	0	0	0	0	0	0	0	0	0	0
05:45	0	0	0	0	0	0	0	0	0	0	0	0	0	0
06:00	0	1	0	0	0	0	0	0	0	0	0	0	0	1
06:15	0	0	0	0	1	0	0	0	0	0	0	0	0	1
06:30	0	0	1	0	1	0	0	0	0	0	0	0	0	2
06:45	0	1	0	0	0	0	0	0	0	0	0	0	0	1
07:00	0	0	2	0	1	0	0	0	0	0	0	0	0	3
07:15	0	1	0	1	0	0	0	0	0	0	0	0	0	2
07:30	0	0	1	0	0	0	0	0	0	0	0	0	0	1
07:45	0	0	2	0	1	1	0	0	0	0	0	0	0	4
08:00	0	0	0	0	0	0	0	0	0	0	0	0	0	0
08:15	0	0	0	0	0	0	0	0	0	0	0	0	0	0
08:30	0	1	0	0	0	0	0	0	0	0	0	0	0	1
08:45	0	1	0	0	0	0	0	0	0	0	0	0	0	1
09:00	0	0	0	1	0	0	0	0	0	0	0	0	0	1
09:15	0	0	0	0	0	0	0	0	0	0	0	0	0	0
09:30	0	0	0	0	0	0	0	0	0	0	0	0	0	0
09:45	0	1	0	0	1	0	0	0	0	0	0	0	0	2
10:00	0	0	1	0	0	0	0	0	0	0	0	0	0	1
10:15	0	0	0	0	0	0	0	0	0	0	0	0	0	0
10:30	0	0	1	0	0	0	0	0	0	0	0	0	0	1
10:45	0	0	0	0	1	0	0	0	0	0	0	0	0	1
11:00	0	1	0	0	0	0	0	0	0	0	0	0	0	1
11:15	0	0	1	0	0	0	0	0	0	0	0	0	0	1
11:30	0	0	1	1	1	0	0	0	0	0	0	0	0	3
11:45	1	0	1	0	0	0	0	0	0	0	0	0	0	2
12:00 PM	0	0	1	0	0	0	0	0	0	0	0	0	0	1
12:15	0	0	1	0	0	0	0	0	0	0	0	0	0	1
12:30	0	0	1	0	1	0	0	0	0	0	0	0	0	2
12:45	0	0	0	1	0	1	0	0	0	0	0	0	0	2
13:00	0	0	1	0	0	0	0	0	0	0	0	0	0	1
13:15	0	0	0	0	0	0	0	0	0	0	0	0	0	0
13:30	0	0	0	0	0	0	0	0	0	0	0	0	0	0
13:45	0	0	0	2	0	0	0	0	0	0	0	0	0	2
14:00	0	0	1	1	1	0	0	0	0	0	0	0	0	3
14:15	0	0	0	0	0	0	0	0	0	0	0	0	0	0
14:30	0	0	0	0	0	0	0	0	0	0	0	0	0	0
14:45	0	1	0	1	0	0	0	0	0	0	0	0	0	2
15:00	0	0	0	1	1	0	0	0	0	0	0	0	0	2
15:15	0	0	0	1	2	0	0	0	0	0	0	0	0	3
15:30	0	0	1	2	0	0	0	0	0	0	0	0	0	3
15:45	0	0	0	0	0	0	0	0	0	0	0	0	0	0
16:00	0	0	1	0	1	0	0	0	0	0	0	0	0	2
16:15	0	0	0	0	0	1	0	0	0	0	0	0	0	1
16:30	0	0	0	0	0	0	0	0	0	0	0	0	0	0
16:45	0	0	1	1	1	0	0	0	0	0	0	0	0	3
17:00	0	0	1	4	0	0	0	0	0	0	0	0	0	5
17:15	0	0	0	0	0	0	0	0	0	0	0	0	0	0
17:30	0	0	2	2	0	0	0	0	0	0	0	0	0	4
17:45	0	1	3	2	0	0	0	0	0	0	0	0	0	6
18:00	0	0	0	3	1	0	0	0	0	0	0	0	0	4
18:15	0	0	2	1	1	0	0	0	0	0	0	0	0	4
18:30	0	0	1	1	1	1	0	0	0	0	0	0	0	4
18:45	0	0	0	1	0	0	0	0	0	0	0	0	0	1
19:00	0	0	0	0	0	0	0	0	0	0	0	0	0	0
19:15	0	1	0	0	0	0	0	0	0	0	0	0	0	1
19:30	0	1	1	0	0	0	0	0	0	0	0	0	0	2
19:45	0	1	0	1	0	0	0	0	0	0	0	0	0	2
20:00	0	0	1	1	0	0	0	0	0	0	0	0	0	2
20:15	0	0	1	1	0	0	0	0	0	0	0	0	0	2
20:30	0	0	1	1	0	0	0	0	0	0	0	0	0	2
20:45	0	0	0	0	0	0	0	0	0	0	0	0	0	0
21:00	0	0	0	0	0	0	0	0	0	0	0	0	0	0
21:15	0	0	0	0	0	0	0	0	0	0	0	0	0	0
21:30	0	0	0	0	0	0	0	0	0	0	0	0	0	0
21:45	0	0	0	0	0	0	0	0	0	0	0	0	0	0
22:00	0	0	1	0	0	0	0	0	0	0	0	0	0	1
22:15	0	0	0	0	0	0	0	0	0	0	0	0	0	0
22:30	0	0	1	0	0	0	0	0	0	0	0	0	0	1
22:45	0	0	0	0	0	0	0	0	0	0	0	0	0	0
23:00	0	0	0	0	0	0	0	0	0	0	0	0	0	0
23:15	0	1	0	0	0	0	0	0	0	0	0	0	0	1
23:30	0	0	0	0	0	0	0	0	0	0	0	0	0	0
23:45	0	0	0	0	0	0	0	0	0	0	0	0	0	0
Totals	1	14	33	32	15	4								101
% of Totals	1%	14%	35%	32%	15%	4%								100%

Directional Peak Periods	AM 7-9		NOON 12-2		PM 4-6		Off Peak Volumes	
All Classes	Volume	%	Volume	%	Volume	%	Volume	%
	12	12%	9	9%	21	21%	59	58%

Street Name	Direction	Percentiles					
		15th	50th	Average	85th	95th	ADT
SW 88th Terrace	North Bound	18	26	25	32	34	121
SW 88th Terrace	South Bound	20	25	25	31	35	101

Time	< 15	15 - 19	20 - 24	25 - 29	30 - 34	35 - 39	40 - 44	45 - 49	50 - 54	55 - 59	60 - 64	65 - 69	70 +	Total
00:00 AM	0	0	0	0	0	0	0	0	0	0	0	0	0	0
00:15	0	0	0	0	0	0	0	0	0	0	0	0	0	0
00:30	1	1	0	0	0	0	0	0	0	0	0	0	0	2
00:45	0	0	0	0	0	0	0	0	0	0	0	0	0	0
01:00	0	0	0	0	0	0	0	0	0	0	0	0	0	0
01:15	0	0	0	0	0	0	0	0	0	0	0	0	0	0
01:30	0	0	0	0	0	0	0	0	0	0	0	0	0	0
01:45	0	0	0	0	0	0	0	0	0	0	0	0	0	0
02:00	0	0	0	0	0	0	0	0	0	0	0	0	0	0
02:15	0	0	2	0	0	0	0	0	0	0	0	0	0	2
02:30	0	0	0	0	0	0	0	0	0	0	0	0	0	0
02:45	0	0	0	0	1	0	0	0	0	0	0	0	0	1
03:00	0	1	0	0	0	0	0	0	0	0	0	0	0	1
03:15	0	0	0	0	0	0	0	0	0	0	0	0	0	0
03:30	0	0	0	0	0	0	0	0	0	0	0	0	0	0
03:45	0	0	0	0	0	0	0	0	0	0	0	0	0	0
04:00	0	0	0	0	0	0	0	0	0	0	0	0	0	0
04:15	0	0	0	0	0	0	0	0	0	0	0	0	0	0
04:30	0	0	0	0	0	0	0	0	0	0	0	0	0	0
04:45	0	0	0	0	0	0	0	0	0	0	0	0	0	0
05:00	0	0	0	0	0	0	0	0	0	0	0	0	0	0
05:15	0	0	0	0	0	0	0	0	0	0	0	0	0	0
05:30	0	0	0	0	0	0	0	0	0	0	0	0	0	0
05:45	0	0	0	0	0	0	0	0	0	0	0	0	0	0
06:00	0	1	1	0	0	0	0	0	0	0	0	0	0	2
06:15	0	0	0	0	1	0	0	0	0	0	0	0	0	1
06:30	0	0	1	1	0	0	0	0	0	0	0	0	0	2
06:45	0	1	1	0	1	0	0	0	0	0	0	0	0	3
07:00	0	2	0	2	0	0	0	0	0	0	0	0	0	4
07:15	0	1	0	1	3	0	0	0	0	0	0	0	0	5
07:30	2	0	2	1	1	0	0	0	0	0	0	0	0	6
07:45	0	0	3	0	2	2	0	0	0	0	0	0	0	7
08:00	0	0	0	0	0	0	0	0	0	0	0	0	0	0
08:15	1	0	0	2	0	0	0	0	0	0	0	0	0	3
08:30	0	1	0	1	0	0	0	0	0	0	0	0	0	2
08:45	0	1	0	0	0	0	0	0	0	0	0	0	0	1
09:00	0	0	1	1	0	0	0	0	0	0	0	0	0	2
09:15	0	0	1	1	0	0	0	0	0	0	0	0	0	2
09:30	0	0	1	0	0	0	0	0	0	0	0	0	0	1
09:45	0	1	1	0	1	0	0	0	0	0	0	0	0	3
10:00	0	0	1	0	0	0	0	0	0	0	0	0	0	1
10:15	0	0	0	0	0	0	0	0	0	0	0	0	0	0
10:30	0	0	1	0	0	0	0	0	0	0	0	0	0	1
10:45	0	3	0	0	1	0	0	0	0	0	0	0	0	4
11:00	0	1	0	0	1	0	0	0	0	0	0	0	0	2
11:15	0	0	2	1	0	0	0	0	0	0	0	0	0	3
11:30	0	0	1	3	1	0	0	0	0	0	0	0	0	5
11:45	1	0	2	1	1	0	0	0	0	0	0	0	0	5
12:00 PM	0	2	1	2	0	0	0	0	0	0	0	0	0	5
12:15	0	2	1	0	1	0	0	0	0	0	0	0	0	4
12:30	0	0	1	0	1	0	0	0	0	0	0	0	0	2
12:45	0	0	1	2	0	1	0	0	0	0	0	0	0	4
13:00	0	0	2	0	0	0	0	0	0	0	0	0	0	2
13:15	0	0	0	1	1	0	0	0	0	0	0	0	0	2
13:30	0	0	0	1	0	0	0	0	0	0	0	0	0	1
13:45	0	0	2	2	0	0	0	0	0	0	0	0	0	4
14:00	1	1	2	1	3	0	0	0	0	0	0	0	0	8
14:15	0	0	0	0	0	0	0	0	0	0	0	0	0	0
14:30	0	1	0	0	0	0	0	0	0	0	0	0	0	1
14:45	0	1	0	3	1	0	0	0	0	0	0	0	0	5
15:00	0	0	2	1	1	0	0	0	0	0	0	0	0	4
15:15	0	0	3	1	2	1	0	0	0	0	0	0	0	7
15:30	0	0	2	4	0	0	0	0	0	0	0	0	0	6
15:45	0	0	1	1	1	0	0	0	0	0	0	0	0	3
16:00	0	0	2	1	2	0	0	0	0	0	0	0	0	5
16:15	0	1	2	2	0	0	0	0	0	0	0	0	0	6
16:30	0	0	0	0	0	0	0	0	0	0	0	0	0	0
16:45	0	2	1	3	1	0	0	0	0	0	0	0	0	7
17:00	0	0	2	6	1	0	0	0	0	0	0	0	0	9
17:15	0	2	0	1	0	0	0	0	0	0	0	0	0	3
17:30	0	0	2	3	0	0	0	0	0	0	0	0	0	5
17:45	0	1	4	2	0	0	0	0	0	0	0	0	0	7
18:00	0	0	0	5	2	0	0	0	0	0	0	0	0	7
18:15	0	0	2	1	1	0	0	0	0	0	0	0	0	4
18:30	2	0	3	2	3	1	0	0	0	0	0	0	0	11
18:45	0	0	0	1	1	0	0	0	0	0	0	0	0	2
19:00	0	0	0	0	0	0	0	0	0	0	0	0	0	0
19:15	0	2	0	2	0	0	0	0	0	0	0	0	0	4
19:30	0	3	1	1	0	0	0	0	0	0	0	0	0	5
19:45	0	2	0	3	1	0	0	0	0	0	0	0	0	6
20:00	0	0	2	1	0	0	0	0	0	0	0	0	0	3
20:15	0	0	1	1	0	0	0	0	0	0	0	0	0	2
20:30	0	0	2	1	1	0	0	0	0	0	0	0	0	4
20:45	0	0	1	1	0	0	0	0	0	0	0	0	0	2
21:00	0	0	0	1	0	0	0	0	0	0	0	0	0	1
21:15	0	0	0	0	0	0	0	0	0	0	0	0	0	0
21:30	0	0	0	0	0	0	0	0	0	0	0	0	0	0
21:45	0	0	0	0	0	0	0	0	0	0	0	0	0	0
22:00	0	0	1	0	0	0	0	0	0	0	0	0	0	1
22:15	0	0	1	0	0	0	0	0	0	0	0	0	0	1
22:30	0	0	2	1	0	0	0	0	0	0	0	0	0	3
22:45	0	0	0	0	0	0	0	0	0	0	0	0	0	0
23:00	0	0	0	0	0	0	0	0	0	0	0	0	0	0
23:15	0	1	0	0	0	0	0	0	0	0	0	0	0	1
23:30	0	0	0	0	0	0	0	0	0	0	0	0	0	0
23:45	0	0	0	0	0	0	0	0	0	0	0	0	0	0
<b>Totals</b>	<b>8</b>	<b>31</b>	<b>67</b>	<b>71</b>	<b>39</b>	<b>6</b>								<b>222</b>
% of Totals	4%	14%	30%	32%	18%	3%								100%

Directional Peak Periods	AM 7-9		NOON 12-2		PM 4-6		Off Peak Volumes	
All Classes	Volume	%	Volume	%	Volume	%	Volume	%
	28	13%	22	10%	42	19%	130	59%

Street Name	Direction	15th	50th	Average	85th	95th	ADT
SW 88th Terrace	Summary	19	25	25	32	34	222

# SPEED

## SW 88th Terrace Bet. SW 50th St & SW 50th Pl

Day: Wednesday

Date: 5/17/2023

City: Cooper City

Project #: FL23\_140259\_048n

### North Bound

Time	< 15	15 - 19	20 - 24	25 - 29	30 - 34	35 - 39	40 - 44	45 - 49	50 - 54	55 - 59	60 - 64	65 - 69	70 +	Total
00:00 AM	1	1	0	0	0	0	0	0	0	0	0	0	0	2
01:00	0	0	0	0	0	0	0	0	0	0	0	0	0	0
02:00	0	0	0	0	1	0	0	0	0	0	0	0	0	1
03:00	0	0	0	0	0	0	0	0	0	0	0	0	0	0
04:00	0	0	0	0	0	0	0	0	0	0	0	0	0	0
05:00	0	0	0	0	0	0	0	0	0	0	0	0	0	0
06:00	0	0	1	1	1	0	0	0	0	0	0	0	0	3
07:00	2	0	2	1	6	1	0	0	0	0	0	0	0	12
08:00	1	0	0	3	0	0	0	0	0	0	0	0	0	4
09:00	0	0	4	1	0	0	0	0	0	0	0	0	0	5
10:00	0	3	0	0	0	0	0	0	0	0	0	0	0	3
11:00	0	0	3	3	2	0	0	0	0	0	0	0	0	8
12:00 PM	0	2	1	3	1	0	0	0	0	0	0	0	0	7
13:00	0	0	3	2	1	0	0	0	0	0	0	0	0	6
14:00	1	2	1	2	3	0	0	0	0	0	0	0	0	9
15:00	0	0	6	3	2	1	0	0	0	0	0	0	0	12
16:00	0	3	3	5	1	0	0	0	0	0	0	0	0	12
17:00	0	2	2	4	1	0	0	0	0	0	0	0	0	9
18:00	2	0	2	3	4	0	0	0	0	0	0	0	0	11
19:00	0	4	0	5	1	0	0	0	0	0	0	0	0	10
20:00	0	0	2	1	0	0	0	0	0	0	0	0	0	3
21:00	0	0	0	1	0	0	0	0	0	0	0	0	0	1
22:00	0	0	2	1	0	0	0	0	0	0	0	0	0	3
23:00	0	0	0	0	0	0	0	0	0	0	0	0	0	0
<b>Totals</b>	<b>7</b>	<b>17</b>	<b>32</b>	<b>39</b>	<b>24</b>	<b>2</b>								<b>121</b>
<b>% of Totals</b>	6%	14%	26%	32%	20%	2%								100%

<b>AM Volumes</b>	4	4	10	9	10	1	0	0	0	0	0	0	0	38
<b>% AM</b>	3%	3%	8%	7%	8%	1%								31%
<b>AM Peak Hour</b>	07:00	10:00	09:00	08:00	07:00	07:00								07:00
<b>Volume</b>	2	3	4	3	6	1								12
<b>PM Volumes</b>	3	13	22	30	14	1	0	0	0	0	0	0	0	83
<b>% PM</b>	2%	11%	18%	25%	12%	1%								69%
<b>PM Peak Hour</b>	18:00	19:00	15:00	16:00	18:00	15:00								15:00
<b>Volume</b>	2	4	6	5	4	1								12

Directional Peak Periods All Speeds	AM 7-9		NOON 12-2		PM 4-6		Off Peak Volumes	
	Volume	%	Volume	%	Volume	%	Volume	%
	16	↔ 13%	13	↔ 11%	21	↔ 17%	71	↔ 59%

Street Name	Direction	Percentiles					ADT
		15th	50th	Average	85th	95th	
SW 88th Terrace	North Bound	18	26	25	32	34	121
SW 88th Terrace	South Bound	20	25	25	31	35	101

# SPEED

## SW 88th Terrace Bet. SW 50th St & SW 50th PI

Day: Wednesday

Date: 5/17/2023

City: Cooper City

Project #: FL23\_140259\_048s

### South Bound

Time	< 15	15 - 19	20 - 24	25 - 29	30 - 34	35 - 39	40 - 44	45 - 49	50 - 54	55 - 59	60 - 64	65 - 69	70 +	Total
00:00 AM	0	0	0	0	0	0	0	0	0	0	0	0	0	0
01:00	0	0	0	0	0	0	0	0	0	0	0	0	0	0
02:00	0	0	1	0	0	0	0	0	0	0	0	0	0	1
03:00	0	1	0	0	0	0	0	0	0	0	0	0	0	1
04:00	0	0	0	0	0	0	0	0	0	0	0	0	0	0
05:00	0	0	0	0	0	0	0	0	0	0	0	0	0	0
06:00	0	2	1	1	1	0	0	0	0	0	0	0	0	5
07:00	0	1	5	1	2	1	0	0	0	0	0	0	0	10
08:00	0	2	0	0	0	0	0	0	0	0	0	0	0	2
09:00	0	1	0	1	1	0	0	0	0	0	0	0	0	3
10:00	0	0	2	0	1	0	0	0	0	0	0	0	0	3
11:00	1	1	2	2	1	0	0	0	0	0	0	0	0	7
12:00 PM	0	0	3	1	1	1	0	0	0	0	0	0	0	6
13:00	0	0	1	2	0	0	0	0	0	0	0	0	0	3
14:00	0	1	1	2	1	0	0	0	0	0	0	0	0	5
15:00	0	0	2	4	2	0	0	0	0	0	0	0	0	8
16:00	0	0	2	1	2	1	0	0	0	0	0	0	0	6
17:00	0	1	6	8	0	0	0	0	0	0	0	0	0	15
18:00	0	0	3	6	3	1	0	0	0	0	0	0	0	13
19:00	0	3	1	1	0	0	0	0	0	0	0	0	0	5
20:00	0	0	3	2	0	0	0	0	0	0	0	0	0	5
21:00	0	0	0	0	0	0	0	0	0	0	0	0	0	0
22:00	0	0	2	0	0	0	0	0	0	0	0	0	0	2
23:00	0	1	0	0	0	0	0	0	0	0	0	0	0	1
<b>Totals</b>	<b>1</b>	<b>14</b>	<b>35</b>	<b>32</b>	<b>15</b>	<b>4</b>								<b>101</b>
<b>% of Totals</b>	<b>1%</b>	<b>14%</b>	<b>35%</b>	<b>32%</b>	<b>15%</b>	<b>4%</b>								<b>100%</b>

<b>AM Volumes</b>	1	8	11	5	6	1	0	0	0	0	0	0	0	32
<b>% AM</b>	1%	8%	11%	5%	6%	1%								32%
<b>AM Peak Hour</b>	11:00	06:00	07:00	11:00	07:00	07:00								07:00
<b>Volume</b>	1	2	5	2	2	1								10
<b>PM Volumes</b>	0	6	24	27	9	3	0	0	0	0	0	0	0	69
<b>% PM</b>		6%	24%	27%	9%	3%								68%
<b>PM Peak Hour</b>		19:00	17:00	17:00	18:00	12:00								17:00
<b>Volume</b>		3	6	8	3	1								15

Directional Peak Periods All Speeds	AM 7-9		NOON 12-2		PM 4-6		Off Peak Volumes	
	Volume	%	Volume	%	Volume	%	Volume	%
	12	↔ 12%	9	↔ 9%	21	↔ 21%	59	↔ 58%

Street Name	Direction	Percentiles					ADT
		15th	50th	Average	85th	95th	
SW 88th Terrace	North Bound	18	26	25	32	34	121
SW 88th Terrace	South Bound	20	25	25	31	35	101



**SPEED**

SW 88th Terrace Bet. SW 50th St &amp; SW 50th PI

Day: Wednesday

Date: 5/17/2023

City: Cooper City

Project #: FL23\_140259\_048

**Summary**

Time	< 15	15 - 19	20 - 24	25 - 29	30 - 34	35 - 39	40 - 44	45 - 49	50 - 54	55 - 59	60 - 64	65 - 69	70 +	Total
00:00 AM	1	1	0	0	0	0	0	0	0	0	0	0	0	2
01:00	0	0	0	0	0	0	0	0	0	0	0	0	0	0
02:00	0	0	1	0	1	0	0	0	0	0	0	0	0	2
03:00	0	1	0	0	0	0	0	0	0	0	0	0	0	1
04:00	0	0	0	0	0	0	0	0	0	0	0	0	0	0
05:00	0	0	0	0	0	0	0	0	0	0	0	0	0	0
06:00	0	2	2	2	2	0	0	0	0	0	0	0	0	8
07:00	2	1	7	2	8	2	0	0	0	0	0	0	0	22
08:00	1	2	0	3	0	0	0	0	0	0	0	0	0	6
09:00	0	1	4	2	1	0	0	0	0	0	0	0	0	8
10:00	0	3	2	0	1	0	0	0	0	0	0	0	0	6
11:00	1	1	5	5	3	0	0	0	0	0	0	0	0	15
12:00 PM	0	2	4	4	2	1	0	0	0	0	0	0	0	13
13:00	0	0	4	4	1	0	0	0	0	0	0	0	0	9
14:00	1	3	2	4	4	0	0	0	0	0	0	0	0	14
15:00	0	0	8	7	4	1	0	0	0	0	0	0	0	20
16:00	0	3	5	6	3	1	0	0	0	0	0	0	0	18
17:00	0	3	8	12	1	0	0	0	0	0	0	0	0	24
18:00	2	0	5	9	7	1	0	0	0	0	0	0	0	24
19:00	0	7	1	6	1	0	0	0	0	0	0	0	0	15
20:00	0	0	5	3	0	0	0	0	0	0	0	0	0	8
21:00	0	0	0	1	0	0	0	0	0	0	0	0	0	1
22:00	0	0	4	1	0	0	0	0	0	0	0	0	0	5
23:00	0	1	0	0	0	0	0	0	0	0	0	0	0	1
<b>Totals</b>	<b>8</b>	<b>31</b>	<b>67</b>	<b>71</b>	<b>39</b>	<b>6</b>								<b>222</b>
<b>% of Totals</b>	<b>4%</b>	<b>14%</b>	<b>30%</b>	<b>32%</b>	<b>18%</b>	<b>3%</b>								<b>100%</b>

<b>AM Volumes</b>	5	12	21	14	16	2	0	0	0	0	0	0	0	70
<b>% AM</b>	2%	5%	9%	6%	7%	1%								32%
<b>AM Peak Hour</b>	07:00	10:00	07:00	11:00	07:00	07:00								07:00
<b>Volume</b>	2	3	7	5	8	2								22
<b>PM Volumes</b>	3	19	46	57	23	4	0	0	0	0	0	0	0	152
<b>% PM</b>	1%	9%	21%	26%	10%	2%								68%
<b>PM Peak Hour</b>	18:00	19:00	15:00	17:00	18:00	12:00								17:00
<b>Volume</b>	2	7	8	12	7	1								24
<b>Directional Peak Periods</b>			<b>AM 7-9</b>				<b>NOON 12-2</b>				<b>PM 4-6</b>		<b>Off Peak Volumes</b>	
<b>All Speeds</b>			Volume		%	Volume		%	Volume		%	Volume		%
			28	↔	13%	22	↔	10%	42	↔	19%	130	↔	59%

Street Name	Direction	Percentiles					ADT
		15th	50th	Average	85th	95th	
SW 88th Terrace	Summary	19	25	25	32	34	222

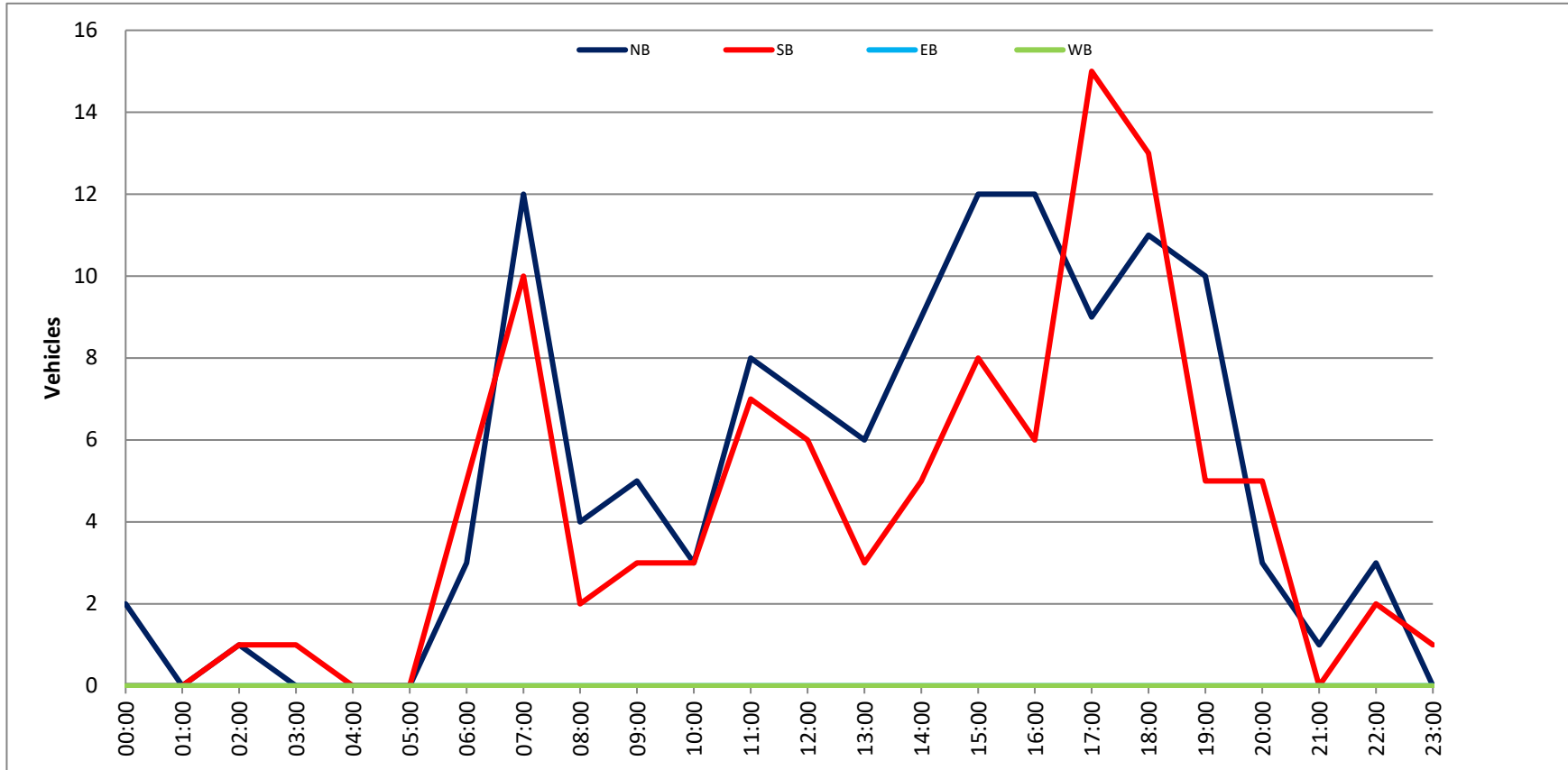
**VOLUME**

SW 88th Terrace Bet. SW 50th St & SW 50th Pl

Day: Wednesday  
Date: 5/17/2023

City: Cooper City  
Project #: FL23\_140259\_048

DAILY TOTALS										NB		SB		EB		WB		Total	
										121		101		0		0		222	
AM Period	NB	SB	EB	WB	TOTAL	PM Period	NB	SB	EB	WB	TOTAL								
00:00	0	0	0	0	0	12:00	2	1	1	0	0	3							
00:15	0	0	0	0	0	12:15	3	1	1	0	0	4							
00:30	2	0	0	0	2	12:30	0	2	2	0	0	2							
00:45	0	2	0	0	2	12:45	2	7	2	6	0	4							
01:00	0	0	0	0	0	13:00	1	1	1	0	0	2							
01:15	0	0	0	0	0	13:15	2	0	0	0	0	2							
01:30	0	0	0	0	0	13:30	1	0	2	0	0	1							
01:45	0	0	0	0	0	13:45	2	6	2	3	0	4							
02:00	0	0	0	0	0	14:00	5	3	2	0	0	8							
02:15	0	1	0	0	1	14:15	0	0	0	0	0	0							
02:30	0	0	0	0	0	14:30	1	0	0	0	0	1							
02:45	1	0	1	0	2	14:45	3	9	2	5	0	5							
03:00	0	1	0	0	1	15:00	2	2	2	0	0	4							
03:15	0	0	0	0	0	15:15	4	3	3	0	0	7							
03:30	0	0	0	0	0	15:30	3	3	3	0	0	6							
03:45	0	0	0	0	0	15:45	3	12	0	8	0	3							
04:00	0	0	0	0	0	16:00	3	2	2	0	0	5							
04:15	0	0	0	0	0	16:15	5	1	1	0	0	6							
04:30	0	0	0	0	0	16:30	0	0	0	0	0	0							
04:45	0	0	0	0	0	16:45	4	12	3	6	0	7							
05:00	0	0	0	0	0	17:00	4	5	5	0	0	9							
05:15	0	0	0	0	0	17:15	3	0	0	0	0	3							
05:30	0	0	0	0	0	17:30	1	4	4	0	0	5							
05:45	0	0	0	0	0	17:45	1	9	6	15	0	7							
06:00	1	1	0	0	2	18:00	3	4	4	0	0	7							
06:15	0	1	0	0	1	18:15	0	4	4	0	0	4							
06:30	1	2	0	0	3	18:30	7	4	0	0	0	11							
06:45	1	3	1	0	5	18:45	1	11	1	13	0	2							
07:00	1	3	0	0	4	19:00	0	0	0	0	0	0							
07:15	3	2	0	0	5	19:15	3	1	1	0	0	4							
07:30	5	1	0	0	6	19:30	3	2	2	0	0	5							
07:45	3	12	4	10	22	19:45	4	10	2	5	0	6							
08:00	0	0	0	0	0	20:00	1	2	2	0	0	3							
08:15	3	0	0	0	3	20:15	0	2	2	0	0	2							
08:30	1	1	0	0	2	20:30	0	1	1	0	0	1							
08:45	0	4	1	2	6	20:45	2	3	0	5	0	2							
09:00	1	1	1	0	2	21:00	1	0	0	0	0	1							
09:15	2	0	0	0	2	21:15	0	0	0	0	0	0							
09:30	1	0	0	0	1	21:30	0	0	0	0	0	0							
09:45	1	5	2	3	8	21:45	0	1	0	0	0	1							
10:00	0	1	1	0	1	22:00	0	1	1	0	0	1							
10:15	0	0	0	0	0	22:15	1	0	0	0	0	1							
10:30	0	1	1	0	1	22:30	2	1	1	0	0	1							
10:45	3	3	0	0	6	22:45	0	3	0	2	0	3							
11:00	1	1	1	0	2	23:00	0	0	0	0	0	0							
11:15	2	1	0	0	3	23:15	0	1	1	0	0	1							
11:30	2	3	0	0	5	23:30	0	0	0	0	0	0							
11:45	3	8	2	7	15	23:45	0	0	0	1	0	1							
TOTALS	38	32			70	TOTALS	83	69				152							
SPLIT %	54.3%	45.7%			31.5%	SPLIT %	54.6%	45.4%				68.5%							
<b>DAILY TOTALS</b>										NB		SB		EB		WB		Total	
										121		101		0		0		222	
AM Peak Hour	07:00	07:00			07:00	PM Peak Hour	15:30	17:30			17:45								
AM Pk Volume	12	10			22	PM Pk Volume	14	18			29								
Pk Hr Factor	0.600	0.625			0.786	Pk Hr Factor	0.700	0.750			0.659								
7 - 9 Volume	16	12			28	4 - 6 Volume	21	21			42								
7 - 9 Peak Hour	07:00	07:00			07:00	4 - 6 Peak Hour	16:15	17:00			16:45								
7 - 9 Pk Volume	12	10			22	4 - 6 Pk Volume	13	15			24								
Pk Hr Factor	0.600	0.625			0.786	Pk Hr Factor	0.650	0.625			0.667								



North Bound

Time	< 15	15 - 19	20 - 24	25 - 29	30 - 34	35 - 39	40 - 44	45 - 49	50 - 54	55 - 59	60 - 64	65 - 69	70 +	Total
00:00 AM	0	0	0	1	0	0	0	0	0	0	0	0	0	1
00:15	0	0	0	0	0	0	0	0	0	0	0	0	0	0
00:30	0	0	0	0	0	0	0	0	0	0	0	0	0	0
00:45	0	0	0	0	0	0	0	0	0	0	0	0	0	0
01:00	0	0	0	0	0	0	0	0	0	0	0	0	0	0
01:15	0	0	0	0	0	0	0	0	0	0	0	0	0	0
01:30	0	0	0	0	0	0	0	0	0	0	0	0	0	0
01:45	0	0	0	0	0	0	0	0	0	0	0	0	0	0
02:00	0	0	0	0	0	0	0	0	0	0	0	0	0	0
02:15	0	0	0	0	0	0	0	0	0	0	0	0	0	0
02:30	0	0	0	0	0	0	0	0	0	0	0	0	0	0
02:45	0	0	0	0	0	0	0	0	0	0	0	0	0	0
03:00	0	0	0	0	0	0	0	0	0	0	0	0	0	0
03:15	0	0	0	0	0	0	0	0	0	0	0	0	0	0
03:30	0	0	0	0	0	0	0	0	0	0	0	0	0	0
03:45	0	0	0	0	0	0	0	0	0	0	0	0	0	0
04:00	0	0	1	0	0	0	0	0	0	0	0	0	0	1
04:15	0	0	0	0	0	0	0	0	0	0	0	0	0	0
04:30	0	0	0	0	0	0	0	0	0	0	0	0	0	0
04:45	0	0	0	0	0	0	0	0	0	0	0	0	0	0
05:00	0	0	0	0	0	0	0	0	0	0	0	0	0	0
05:15	0	0	0	0	0	0	0	0	0	0	0	0	0	0
05:30	0	0	0	1	0	0	0	0	0	0	0	0	0	1
05:45	0	0	0	0	0	0	0	0	0	0	0	0	0	0
06:00	0	0	0	0	0	0	0	0	0	0	0	0	0	0
06:15	0	0	0	0	0	0	0	0	0	0	0	0	0	0
06:30	0	0	0	0	0	0	0	0	0	0	0	0	0	0
06:45	0	0	1	0	0	0	0	0	0	0	0	0	0	1
07:00	0	0	0	1	0	0	0	0	0	0	0	0	0	1
07:15	0	0	0	0	1	0	0	0	0	0	0	0	0	1
07:30	0	1	1	2	2	0	0	0	0	0	0	0	0	6
07:45	0	0	0	0	1	1	0	0	0	0	0	0	0	2
08:00	0	0	1	1	1	1	0	0	0	0	0	0	0	3
08:15	0	0	1	1	0	0	0	0	0	0	0	0	0	2
08:30	0	0	2	1	0	0	0	0	0	0	0	0	0	3
08:45	0	0	1	1	0	0	0	0	0	0	0	0	0	2
09:00	0	0	1	0	0	0	0	0	0	0	0	0	0	1
09:15	0	0	1	1	1	0	0	0	0	0	0	0	0	2
09:30	0	0	1	1	0	0	0	0	0	0	0	0	0	2
09:45	0	0	0	1	0	0	0	0	0	0	0	0	0	1
10:00	1	1	0	0	0	0	0	0	0	0	0	0	0	2
10:15	0	1	0	1	0	0	0	0	0	0	0	0	0	2
10:30	0	0	1	2	0	0	0	0	0	0	0	0	0	2
10:45	0	1	1	2	0	0	0	0	0	0	0	0	0	3
11:00	0	1	1	1	0	0	0	0	0	0	0	0	0	3
11:15	1	0	1	0	0	0	0	0	0	0	0	0	0	2
11:30	0	0	1	1	0	0	0	0	0	0	0	0	0	2
11:45	0	0	1	1	1	0	0	0	0	0	0	0	0	3
12:00 PM	0	0	0	1	0	0	0	0	0	0	0	0	0	1
12:15	0	0	1	1	0	0	0	0	0	0	0	0	0	2
12:30	0	1	2	1	0	0	0	0	0	0	0	0	0	4
12:45	0	0	1	0	0	0	0	0	0	0	0	0	0	1
13:00	0	1	2	0	0	0	0	0	0	0	0	0	0	3
13:15	0	0	1	1	0	0	0	0	0	0	0	0	0	2
13:30	0	0	2	2	0	0	0	0	0	0	0	0	0	4
13:45	0	1	1	1	0	0	0	0	0	0	0	0	0	3
14:00	0	0	0	1	1	0	0	0	0	0	0	0	0	2
14:15	0	0	2	1	0	0	0	0	0	0	0	0	0	3
14:30	0	0	0	2	0	0	0	0	0	0	0	0	0	2
14:45	0	1	1	2	1	0	0	0	0	0	0	0	0	5
15:00	0	1	2	1	0	0	0	0	0	0	0	0	0	4
15:15	0	1	1	0	0	0	0	0	0	0	0	0	0	2
15:30	0	1	1	1	0	0	0	0	0	0	0	0	0	3
15:45	0	0	0	1	0	0	0	0	0	0	0	0	0	1
16:00	0	1	1	1	1	0	0	0	0	0	0	0	0	4
16:15	0	1	1	1	0	0	0	0	0	0	0	0	0	3
16:30	0	0	1	1	1	0	0	0	0	0	0	0	0	3
16:45	0	2	2	1	1	0	0	0	0	0	0	0	0	6
17:00	0	0	1	0	0	0	0	0	0	0	0	0	0	1
17:15	0	0	2	1	1	0	0	0	0	0	0	0	0	4
17:30	0	0	1	1	0	0	0	0	0	0	0	0	0	2
17:45	0	1	1	0	0	0	0	0	0	0	0	0	0	2
18:00	0	1	2	1	0	0	0	0	0	0	0	0	0	4
18:15	0	1	2	1	0	0	0	0	0	0	0	0	0	4
18:30	0	1	1	1	0	0	0	0	0	0	0	0	0	3
18:45	0	0	1	1	1	0	0	0	0	0	0	0	0	3
19:00	0	1	1	1	0	0	0	0	0	0	0	0	0	3
19:15	0	2	1	1	0	0	0	0	0	0	0	0	0	4
19:30	0	0	1	1	0	0	0	0	0	0	0	0	0	2
19:45	0	0	1	1	1	0	0	0	0	0	0	0	0	3
20:00	0	1	2	0	0	0	0	0	0	0	0	0	0	3
20:15	0	0	1	1	0	0	0	0	0	0	0	0	0	2
20:30	0	1	1	1	0	0	0	0	0	0	0	0	0	3
20:45	0	0	1	0	0	0	0	0	0	0	0	0	0	1
21:00	0	0	1	1	0	0	0	0	0	0	0	0	0	2
21:15	0	0	0	1	0	0	0	0	0	0	0	0	0	1
21:30	0	0	0	0	0	0	0	0	0	0	0	0	0	0
21:45	0	1	1	1	0	0	0	0	0	0	0	0	0	3
22:00	0	1	0	0	0	0	0	0	0	0	0	0	0	1
22:15	0	0	0	0	0	0	0	0	0	0	0	0	0	0
22:30	0	1	0	0	0	0	0	0	0	0	0	0	0	1
22:45	0	0	0	0	0	0	0	0	0	0	0	0	0	0
23:00	0	0	1	0	0	0	0	0	0	0	0	0	0	1
23:15	0	0	0	0	0	0	0	0	0	0	0	0	0	0
23:30	0	0	0	0	0	0	0	0	0	0	0	0	0	0
23:45	0	0	0	0	0	0	0	0	0	0	0	0	0	0
<b>Totals</b>	<b>2</b>	<b>28</b>	<b>62</b>	<b>52</b>	<b>15</b>	<b>1</b>								<b>160</b>
<b>% of Totals</b>	<b>1%</b>	<b>18%</b>	<b>39%</b>	<b>33%</b>	<b>9%</b>	<b>1%</b>								<b>100%</b>

AM Volumes		PM Volumes		NOON 12-2		PM 4-6		Off Peak Volumes	
Volume	%	Volume	%	Volume	%	Volume	%	Volume	%
2	1%	23	14%	20	13%	25	16%	95	59%

Street Name	Direction	Percentiles					
		15th	50th	Average	85th	95th	ADT
SW 88th Terrace	North Bound	19	24	24	29	33	160
SW 88th Terrace	South Bound	19	24	24	29	30	149

South Bound

Time	< 15	15 - 19	20 - 24	25 - 29	30 - 34	35 - 39	40 - 44	45 - 49	50 - 54	55 - 59	60 - 64	65 - 69	70 +	Total
00:00 AM	0	0	0	0	0	0	0	0	0	0	0	0	0	0
00:15	0	0	0	0	0	0	0	0	0	0	0	0	0	0
00:30	0	0	0	0	0	0	0	0	0	0	0	0	0	0
00:45	0	0	0	0	0	0	0	0	0	0	0	0	0	0
01:00	0	0	0	0	0	0	0	0	0	0	0	0	0	0
01:15	0	0	0	0	0	0	0	0	0	0	0	0	0	0
01:30	0	0	0	0	0	0	0	0	0	0	0	0	0	0
01:45	0	0	0	0	0	0	0	0	0	0	0	0	0	0
02:00	0	0	0	0	0	0	0	0	0	0	0	0	0	0
02:15	0	0	0	0	0	0	0	0	0	0	0	0	0	0
02:30	0	0	0	0	0	0	0	0	0	0	0	0	0	0
02:45	0	0	0	0	0	0	0	0	0	0	0	0	0	0
03:00	0	0	0	0	0	0	0	0	0	0	0	0	0	0
03:15	0	0	0	0	0	0	0	0	0	0	0	0	0	0
03:30	0	0	0	0	0	0	0	0	0	0	0	0	0	0
03:45	0	0	0	0	0	0	0	0	0	0	0	0	0	0
04:00	0	0	0	0	0	0	0	0	0	0	0	0	0	0
04:15	0	0	0	1	0	0	0	0	0	0	0	0	0	1
04:30	0	0	1	0	0	0	0	0	0	0	0	0	0	1
04:45	0	0	0	0	0	0	0	0	0	0	0	0	0	0
05:00	0	0	0	0	0	0	0	0	0	0	0	0	0	0
05:15	0	0	0	0	0	0	0	0	0	0	0	0	0	0
05:30	0	0	1	0	0	0	0	0	0	0	0	0	0	1
05:45	0	0	0	0	0	0	0	0	0	0	0	0	0	0
06:00	0	1	1	0	0	0	0	0	0	0	0	0	0	2
06:15	0	1	1	1	0	0	0	0	0	0	0	0	0	2
06:30	0	1	1	1	0	0	0	0	0	0	0	0	0	2
06:45	0	1	1	0	0	0	0	0	0	0	0	0	0	2
07:00	0	2	2	2	0	0	0	0	0	0	0	0	0	4
07:15	0	1	1	1	0	0	0	0	0	0	0	0	0	3
07:30	0	1	1	1	0	0	0	0	0	0	0	0	0	2
07:45	0	1	1	1	0	0	0	0	0	0	0	0	0	3
08:00	0	1	1	1	0	0	0	0	0	0	0	0	0	3
08:15	0	0	1	1	0	0	0	0	0	0	0	0	0	1
08:30	0	0	1	1	0	0	0	0	0	0	0	0	0	2
08:45	0	0	2	1	0	0	0	0	0	0	0	0	0	3
09:00	0	0	1	0	0	0	0	0	0	0	0	0	0	1
09:15	0	1	0	0	0	0	0	0	0	0	0	0	0	1
09:30	0	0	1	2	0	0	0	0	0	0	0	0	0	3
09:45	0	0	2	1	0	0	0	0	0	0	0	0	0	3
10:00	0	0	1	0	0	0	0	0	0	0	0	0	0	1
10:15	0	0	2	1	0	0	0	0	0	0	0	0	0	3
10:30	0	1	0	1	0	0	0	0	0	0	0	0	0	2
10:45	0	0	0	0	0	0	0	0	0	0	0	0	0	0
11:00	0	1	1	1	1	0	0	0	0	0	0	0	0	4
11:15	0	1	1	0	0	0	0	0	0	0	0	0	0	2
11:30	0	1	1	1	0	0	0	0	0	0	0	0	0	3
11:45	0	0	1	1	0	0	0	0	0	0	0	0	0	2
12:00 PM	0	1	0	0	0	0	0	0	0	0	0	0	0	1
12:15	0	0	1	2	0	0	0	0	0	0	0	0	0	3
12:30	0	0	0	1	0	0	0	0	0	0	0	0	0	1
12:45	0	0	1	1	0	0	0	0	0	0	0	0	0	2
13:00	0	1	2	1	0	0	0	0	0	0	0	0	0	4
13:15	1	2	1	1	0	0	0	0	0	0	0	0	0	5
13:30	0	1	1	1	0	0	0	0	0	0	0	0	0	3
13:45	0	0	1	0	0	0	0	0	0	0	0	0	0	1
14:00	0	0	0	1	0	0	0	0	0	0	0	0	0	1
14:15	0	1	1	0	0	0	0	0	0	0	0	0	0	2
14:30	0	0	2	0	0	0	0	0	0	0	0	0	0	2
14:45	0	0	0	1	0	0	0	0	0	0	0	0	0	1
15:00	1	1	1	1	0	0	0	0	0	0	0	0	0	4
15:15	0	0	1	0	1	0	0	0	0	0	0	0	0	2
15:30	0	0	1	1	0	0	0	0	0	0	0	0	0	2
15:45	0	0	1	1	0	0	0	0	0	0	0	0	0	2
16:00	0	0	0	1	1	0	0	0	0	0	0	0	0	2
16:15	0	0	0	0	1	0	0	0	0	0	0	0	0	1
16:30	0	0	0	1	0	0	0	0	0	0	0	0	0	1
16:45	0	1	1	1	1	0	0	0	0	0	0	0	0	4
17:00	0	1	1	1	1	0	0	0	0	0	0	0	0	4
17:15	0	1	0	1	0	0	0	0	0	0	0	0	0	2
17:30	1	1	0	0	0	0	0	0	0	0	0	0	0	2
17:45	1	1	1	1	0	0	0	0	0	0	0	0	0	4
18:00	0	1	1	0	0	0	0	0	0	0	0	0	0	2
18:15	0	0	1	0	0	0	0	0	0	0	0	0	0	1
18:30	0	0	2	2	0	0	0	0	0	0	0	0	0	4
18:45	0	0	1	1	0	0	0	0	0	0	0	0	0	2
19:00	0	2	2	2	0	0	0	0	0	0	0	0	0	6
19:15	0	1	2	1	0	0	0	0	0	0	0	0	0	4
19:30	0	1	2	1	0	0	0	0	0	0	0	0	0	4
19:45	0	0	1	1	0	0	0	0	0	0	0	0	0	2
20:00	0	0	0	1	0	0	0	0	0	0	0	0	0	1
20:15	0	0	0	1	0	0	0	0	0	0	0	0	0	1
20:30	0	0	0	1	0	0	0	0	0	0	0	0	0	1
20:45	0	0	1	1	1	0	0	0	0	0	0	0	0	3
21:00	0	0	0	0	0	0	0	0	0	0	0	0	0	0
21:15	0	0	1	1	0	0	0	0	0	0	0	0	0	2
21:30	0	0	1	0	0	0	0	0	0	0	0	0	0	1
21:45	0	0	0	0	0	0	0	0	0	0	0	0	0	0
22:00	0	0	0	0	0	0	0	0	0	0	0	0	0	0
22:15	0	0	1	0	0	0	0	0	0	0	0	0	0	1
22:30	0	0	0	1	0	0	0	0	0	0	0	0	0	1
22:45	0	0	0	0	0	0	0	0	0	0	0	0	0	0
23:00	0	0	0	0	0	0	0	0	0	0	0	0	0	0
23:15	0	0	0	0	0	0	0	0	0	0	0	0	0	0
23:30	0	0	0	0	0	0	0	0	0	0	0	0	0	0
23:45	0	0	0	0	0	0	0	0	0	0	0	0	0	0
<b>Totals</b>	<b>4</b>	<b>25</b>	<b>59</b>	<b>53</b>	<b>8</b>	<b>5</b>	<b>0</b>	<b>0</b>	<b>0</b>	<b>0</b>	<b>0</b>	<b>0</b>	<b>0</b>	<b>149</b>
% of Totals	3%	17%	40%	36%	5%	3%	0%	0%	0%	0%	0%	0%	0%	100%

AM Volumes	AM Peak Hour	PM Volumes	PM Peak Hour	Directional Peak Periods	AM 7-9	NOON 12-2	PM 4-6	Off Peak Volumes
0	0	4	0	All Classes	Volume	Volume	Volume	Volume
0	0	4	0		20	20	20	89
0	0	4	0		13%	13%	13%	60%

Street Name	Direction	15th	50th	Average	85th	95th	ADT
SW 88th Terrace	North Bound	19	24	24	29	33	160
SW 88th Terrace	South Bound	19	24	24	29	30	149

**Summary**

Time	< 15	15 - 19	20 - 24	25 - 29	30 - 34	35 - 39	40 - 44	45 - 49	50 - 54	55 - 59	60 - 64	65 - 69	70 +	Total
00:00 AM	0	0	0	1	0	0	0	0	0	0	0	0	0	1
00:15	0	0	0	0	0	0	0	0	0	0	0	0	0	0
00:30	0	0	0	0	0	0	0	0	0	0	0	0	0	0
00:45	0	0	0	0	0	0	0	0	0	0	0	0	0	0
01:00	0	0	0	0	0	0	0	0	0	0	0	0	0	0
01:15	0	0	0	0	0	0	0	0	0	0	0	0	0	0
01:30	0	0	0	0	0	0	0	0	0	0	0	0	0	0
01:45	0	0	0	0	0	0	0	0	0	0	0	0	0	0
02:00	0	0	0	0	0	0	0	0	0	0	0	0	0	0
02:15	0	0	0	0	0	0	0	0	0	0	0	0	0	0
02:30	0	0	0	0	0	0	0	0	0	0	0	0	0	0
02:45	0	0	0	0	0	0	0	0	0	0	0	0	0	0
03:00	0	0	0	0	0	0	0	0	0	0	0	0	0	0
03:15	0	0	0	0	0	0	0	0	0	0	0	0	0	0
03:30	0	0	0	0	0	0	0	0	0	0	0	0	0	0
03:45	0	0	0	0	0	0	0	0	0	0	0	0	0	0
04:00	0	0	1	0	0	0	0	0	0	0	0	0	0	1
04:15	0	0	1	0	0	0	0	0	0	0	0	0	0	1
04:30	0	0	1	0	0	0	0	0	0	0	0	0	0	1
04:45	0	0	0	0	0	0	0	0	0	0	0	0	0	0
05:00	0	0	0	0	0	0	0	0	0	0	0	0	0	0
05:15	0	0	0	0	0	0	0	0	0	0	0	0	0	0
05:30	0	0	1	1	0	0	0	0	0	0	0	0	0	2
05:45	0	0	0	0	0	0	0	0	0	0	0	0	0	0
06:00	0	1	1	0	0	0	0	0	0	0	0	0	0	2
06:15	0	1	1	1	0	0	0	0	0	0	0	0	0	2
06:30	0	1	1	0	0	0	0	0	0	0	0	0	0	2
06:45	0	1	2	0	0	0	0	0	0	0	0	0	0	3
07:00	0	2	3	0	0	0	0	0	0	0	0	0	0	5
07:15	0	1	1	2	0	0	0	0	0	0	0	0	0	4
07:30	0	1	2	3	2	0	0	0	0	0	0	0	0	8
07:45	0	0	2	1	2	1	0	0	0	0	0	0	0	5
08:00	0	0	2	1	2	1	0	0	0	0	0	0	0	5
08:15	0	0	1	2	0	0	0	0	0	0	0	0	0	3
08:30	0	0	3	2	0	0	0	0	0	0	0	0	0	5
08:45	0	0	3	2	0	0	0	0	0	0	0	0	0	5
09:00	0	0	2	0	0	0	0	0	0	0	0	0	0	2
09:15	0	1	1	1	0	0	0	0	0	0	0	0	0	3
09:30	0	0	1	1	0	0	0	0	0	0	0	0	0	2
09:45	0	0	2	2	0	0	0	0	0	0	0	0	0	4
10:00	1	1	0	1	0	0	0	0	0	0	0	0	0	3
10:15	0	1	2	0	0	0	0	0	0	0	0	0	0	3
10:30	0	1	2	0	0	0	0	0	0	0	0	0	0	3
10:45	0	1	2	0	0	0	0	0	0	0	0	0	0	3
11:00	0	2	2	2	1	0	0	0	0	0	0	0	0	7
11:15	1	1	2	0	0	0	0	0	0	0	0	0	0	4
11:30	0	1	2	2	0	0	0	0	0	0	0	0	0	5
11:45	0	0	2	2	1	0	0	0	0	0	0	0	0	5
12:00 PM	0	1	0	1	0	0	0	0	0	0	0	0	0	2
12:15	0	0	2	3	0	0	0	0	0	0	0	0	0	5
12:30	0	1	2	2	0	0	0	0	0	0	0	0	0	5
12:45	0	0	2	1	0	0	0	0	0	0	0	0	0	3
13:00	0	2	4	1	0	0	0	0	0	0	0	0	0	7
13:15	1	2	2	2	0	0	0	0	0	0	0	0	0	7
13:30	0	1	3	3	0	0	0	0	0	0	0	0	0	7
13:45	0	1	2	1	0	0	0	0	0	0	0	0	0	4
14:00	0	0	0	2	1	0	0	0	0	0	0	0	0	3
14:15	0	1	3	1	0	0	0	0	0	0	0	0	0	5
14:30	0	0	2	2	0	0	0	0	0	0	0	0	0	4
14:45	0	1	1	3	1	0	0	0	0	0	0	0	0	6
15:00	1	2	3	2	0	0	0	0	0	0	0	0	0	8
15:15	0	1	2	0	1	0	0	0	0	0	0	0	0	4
15:30	0	1	2	2	0	0	0	0	0	0	0	0	0	5
15:45	0	0	1	2	0	0	0	0	0	0	0	0	0	3
16:00	0	1	1	2	2	0	0	0	0	0	0	0	0	6
16:15	0	1	1	2	0	0	0	0	0	0	0	0	0	4
16:30	0	0	1	2	1	0	0	0	0	0	0	0	0	4
16:45	0	3	3	2	2	0	0	0	0	0	0	0	0	10
17:00	0	1	2	1	1	0	0	0	0	0	0	0	0	5
17:15	0	1	2	2	1	0	0	0	0	0	0	0	0	6
17:30	1	1	1	1	0	0	0	0	0	0	0	0	0	4
17:45	1	2	2	1	0	0	0	0	0	0	0	0	0	6
18:00	0	2	3	1	0	0	0	0	0	0	0	0	0	6
18:15	0	1	3	1	0	0	0	0	0	0	0	0	0	5
18:30	0	1	3	3	0	0	0	0	0	0	0	0	0	7
18:45	0	0	2	2	1	0	0	0	0	0	0	0	0	5
19:00	0	3	3	3	2	0	0	0	0	0	0	0	0	8
19:15	0	3	3	2	0	0	0	0	0	0	0	0	0	8
19:30	0	1	3	2	0	0	0	0	0	0	0	0	0	6
19:45	0	0	2	2	1	0	0	0	0	0	0	0	0	5
20:00	0	1	2	1	0	0	0	0	0	0	0	0	0	4
20:15	0	0	1	2	0	0	0	0	0	0	0	0	0	3
20:30	0	1	1	1	0	0	0	0	0	0	0	0	0	3
20:45	0	0	2	1	1	0	0	0	0	0	0	0	0	4
21:00	0	0	1	1	0	0	0	0	0	0	0	0	0	2
21:15	0	0	1	2	0	0	0	0	0	0	0	0	0	3
21:30	0	0	1	0	0	0	0	0	0	0	0	0	0	1
21:45	0	1	1	1	0	0	0	0	0	0	0	0	0	3
22:00	0	1	0	0	0	0	0	0	0	0	0	0	0	1
22:15	0	0	1	0	0	0	0	0	0	0	0	0	0	1
22:30	0	1	0	1	0	0	0	0	0	0	0	0	0	2
22:45	0	0	0	0	0	0	0	0	0	0	0	0	0	0
23:00	0	0	1	0	0	0	0	0	0	0	0	0	0	1
23:15	0	0	0	1	0	0	0	0	0	0	0	0	0	1
23:30	0	0	0	0	0	0	0	0	0	0	0	0	0	0
23:45	0	0	0	0	0	0	0	0	0	0	0	0	0	0
<b>Totals</b>	<b>6</b>	<b>53</b>	<b>121</b>	<b>105</b>	<b>23</b>	<b>1</b>								<b>309</b>
<b>% of Totals</b>	<b>2%</b>	<b>17%</b>	<b>39%</b>	<b>34%</b>	<b>7%</b>	<b>0%</b>								<b>100%</b>

Directional Peak Periods	AM 7-9	NOON 12-2	PM 4-6	Off Peak Volumes
All Classes	Volume 40	Volume 40	Volume 45	Volume 184
	% 13%	% 13%	% 15%	% 60%

Street Name	Direction	15th	50th	Average	85th	95th	ADT
SW 88th Terrace	Summary	19	24	24	29	32	309

# SPEED

## SW 88th Terrace Bet. SW 50th St & SW 50th Pl

Day: Thursday  
Date: 5/18/2023

City: Cooper City  
Project #: FL23\_140259\_048n

### North Bound

Time	< 15	15 - 19	20 - 24	25 - 29	30 - 34	35 - 39	40 - 44	45 - 49	50 - 54	55 - 59	60 - 64	65 - 69	70 +	Total
00:00 AM	0	0	0	1	0	0	0	0	0	0	0	0	0	1
01:00	0	0	0	0	0	0	0	0	0	0	0	0	0	0
02:00	0	0	0	0	0	0	0	0	0	0	0	0	0	0
03:00	0	0	0	0	0	0	0	0	0	0	0	0	0	0
04:00	0	0	1	0	0	0	0	0	0	0	0	0	0	1
05:00	0	0	0	1	0	0	0	0	0	0	0	0	0	1
06:00	0	0	1	0	0	0	0	0	0	0	0	0	0	1
07:00	0	1	1	3	4	1	0	0	0	0	0	0	0	10
08:00	0	0	5	4	1	0	0	0	0	0	0	0	0	10
09:00	0	0	2	3	1	0	0	0	0	0	0	0	0	6
10:00	1	3	3	3	0	0	0	0	0	0	0	0	0	10
11:00	1	1	4	3	1	0	0	0	0	0	0	0	0	10
12:00 PM	0	1	4	3	0	0	0	0	0	0	0	0	0	8
13:00	0	2	6	4	0	0	0	0	0	0	0	0	0	12
14:00	0	1	3	6	2	0	0	0	0	0	0	0	0	12
15:00	0	3	4	3	0	0	0	0	0	0	0	0	0	10
16:00	0	4	5	4	3	0	0	0	0	0	0	0	0	16
17:00	0	1	5	2	1	0	0	0	0	0	0	0	0	9
18:00	0	3	6	4	1	0	0	0	0	0	0	0	0	14
19:00	0	3	4	4	1	0	0	0	0	0	0	0	0	12
20:00	0	2	5	1	0	0	0	0	0	0	0	0	0	8
21:00	0	1	2	3	0	0	0	0	0	0	0	0	0	6
22:00	0	2	0	0	0	0	0	0	0	0	0	0	0	2
23:00	0	0	1	0	0	0	0	0	0	0	0	0	0	1
<b>Totals</b>	<b>2</b>	<b>28</b>	<b>62</b>	<b>52</b>	<b>15</b>	<b>1</b>								<b>160</b>
<b>% of Totals</b>	1%	18%	39%	33%	9%	1%								100%

<b>AM Volumes</b>	2	5	17	18	7	1	0	0	0	0	0	0	0	50
<b>% AM</b>	1%	3%	11%	11%	4%	1%								31%
<b>AM Peak Hour</b>	10:00	10:00	08:00	08:00	07:00	07:00								07:00
<b>Volume</b>	1	3	5	4	4	1								10
<b>PM Volumes</b>	0	23	45	34	8	0	0	0	0	0	0	0	0	110
<b>% PM</b>		14%	28%	21%	5%									69%
<b>PM Peak Hour</b>		16:00	13:00	14:00	16:00									16:00
<b>Volume</b>		4	6	6	3									16

Directional Peak Periods All Speeds	AM 7-9		NOON 12-2		PM 4-6		Off Peak Volumes	
	Volume	%	Volume	%	Volume	%	Volume	%
	20	↔ 13%	20	↔ 13%	25	↔ 16%	95	↔ 59%

Street Name	Direction	Percentiles					ADT
		15th	50th	Average	85th	95th	
SW 88th Terrace	North Bound	19	24	24	29	33	160
SW 88th Terrace	South Bound	19	24	24	29	30	149

# SPEED

## SW 88th Terrace Bet. SW 50th St & SW 50th Pl

Day: Thursday  
Date: 5/18/2023

City: Cooper City  
Project #: FL23\_140259\_048s

### South Bound

Time	< 15	15 - 19	20 - 24	25 - 29	30 - 34	35 - 39	40 - 44	45 - 49	50 - 54	55 - 59	60 - 64	65 - 69	70 +	Total
00:00 AM	0	0	0	0	0	0	0	0	0	0	0	0	0	0
01:00	0	0	0	0	0	0	0	0	0	0	0	0	0	0
02:00	0	0	0	0	0	0	0	0	0	0	0	0	0	0
03:00	0	0	0	0	0	0	0	0	0	0	0	0	0	0
04:00	0	0	1	1	0	0	0	0	0	0	0	0	0	2
05:00	0	0	1	0	0	0	0	0	0	0	0	0	0	1
06:00	0	3	4	1	0	0	0	0	0	0	0	0	0	8
07:00	0	0	5	5	2	0	0	0	0	0	0	0	0	12
08:00	0	0	4	4	0	0	0	0	0	0	0	0	0	8
09:00	0	1	4	3	0	0	0	0	0	0	0	0	0	8
10:00	0	1	2	3	0	0	0	0	0	0	0	0	0	6
11:00	0	3	4	3	1	0	0	0	0	0	0	0	0	11
12:00 PM	0	1	2	4	0	0	0	0	0	0	0	0	0	7
13:00	1	4	5	3	0	0	0	0	0	0	0	0	0	13
14:00	0	1	3	2	0	0	0	0	0	0	0	0	0	6
15:00	1	1	4	3	1	0	0	0	0	0	0	0	0	10
16:00	0	1	1	4	2	0	0	0	0	0	0	0	0	8
17:00	2	4	2	3	1	0	0	0	0	0	0	0	0	12
18:00	0	1	5	3	0	0	0	0	0	0	0	0	0	9
19:00	0	4	7	5	0	0	0	0	0	0	0	0	0	16
20:00	0	0	1	4	1	0	0	0	0	0	0	0	0	6
21:00	0	0	2	1	0	0	0	0	0	0	0	0	0	3
22:00	0	0	1	1	0	0	0	0	0	0	0	0	0	2
23:00	0	0	1	0	0	0	0	0	0	0	0	0	0	1
<b>Totals</b>	<b>4</b>	<b>25</b>	<b>59</b>	<b>53</b>	<b>8</b>									<b>149</b>
<b>% of Totals</b>	<b>3%</b>	<b>17%</b>	<b>40%</b>	<b>36%</b>	<b>5%</b>									<b>100%</b>

<b>AM Volumes</b>	0	8	25	20	3	0	0	0	0	0	0	0	0	56
<b>% AM</b>		5%	17%	13%	2%									38%
<b>AM Peak Hour</b>		06:00	07:00	07:00	07:00									07:00
<b>Volume</b>		3	5	5	2									12
<b>PM Volumes</b>	4	17	34	33	5	0	0	0	0	0	0	0	0	93
<b>% PM</b>	3%	11%	23%	22%	3%									62%
<b>PM Peak Hour</b>	17:00	13:00	19:00	19:00	16:00									19:00
<b>Volume</b>	2	4	7	5	2									16

Directional Peak Periods All Speeds	AM 7-9		NOON 12-2		PM 4-6		Off Peak Volumes	
	Volume	%	Volume	%	Volume	%	Volume	%
	20	↔ 13%	20	↔ 13%	20	↔ 13%	89	↔ 60%

Street Name	Direction	Percentiles					ADT
		15th	50th	Average	85th	95th	
SW 88th Terrace	North Bound	19	24	24	29	33	160
SW 88th Terrace	South Bound	19	24	24	29	30	149



# SPEED

## SW 88th Terrace Bet. SW 50th St & SW 50th Pl

Day: Thursday  
Date: 5/18/2023

City: Cooper City  
Project #: FL23\_140259\_048

### Summary

Time	< 15	15 - 19	20 - 24	25 - 29	30 - 34	35 - 39	40 - 44	45 - 49	50 - 54	55 - 59	60 - 64	65 - 69	70 +	Total
00:00 AM	0	0	0	1	0	0	0	0	0	0	0	0	0	1
01:00	0	0	0	0	0	0	0	0	0	0	0	0	0	0
02:00	0	0	0	0	0	0	0	0	0	0	0	0	0	0
03:00	0	0	0	0	0	0	0	0	0	0	0	0	0	0
04:00	0	0	2	1	0	0	0	0	0	0	0	0	0	3
05:00	0	0	1	1	0	0	0	0	0	0	0	0	0	2
06:00	0	3	5	1	0	0	0	0	0	0	0	0	0	9
07:00	0	1	6	8	6	1	0	0	0	0	0	0	0	22
08:00	0	0	9	8	1	0	0	0	0	0	0	0	0	18
09:00	0	1	6	6	1	0	0	0	0	0	0	0	0	14
10:00	1	4	5	6	0	0	0	0	0	0	0	0	0	16
11:00	1	4	8	6	2	0	0	0	0	0	0	0	0	21
12:00 PM	0	2	6	7	0	0	0	0	0	0	0	0	0	15
13:00	1	6	11	7	0	0	0	0	0	0	0	0	0	25
14:00	0	2	6	8	2	0	0	0	0	0	0	0	0	18
15:00	1	4	8	6	1	0	0	0	0	0	0	0	0	20
16:00	0	5	6	8	5	0	0	0	0	0	0	0	0	24
17:00	2	5	7	5	2	0	0	0	0	0	0	0	0	21
18:00	0	4	11	7	1	0	0	0	0	0	0	0	0	23
19:00	0	7	11	9	1	0	0	0	0	0	0	0	0	28
20:00	0	2	6	5	1	0	0	0	0	0	0	0	0	14
21:00	0	1	4	4	0	0	0	0	0	0	0	0	0	9
22:00	0	2	1	1	0	0	0	0	0	0	0	0	0	4
23:00	0	0	2	0	0	0	0	0	0	0	0	0	0	2
<b>Totals</b>	<b>6</b>	<b>53</b>	<b>121</b>	<b>105</b>	<b>23</b>	<b>1</b>								<b>309</b>
<b>% of Totals</b>	<b>2%</b>	<b>17%</b>	<b>39%</b>	<b>34%</b>	<b>7%</b>	<b>0%</b>								<b>100%</b>

<b>AM Volumes</b>	2	13	42	38	10	1	0	0	0	0	0	0	0	106
<b>% AM</b>	1%	4%	14%	12%	3%	0%								34%
<b>AM Peak Hour</b>	10:00	10:00	08:00	07:00	07:00	07:00								07:00
<b>Volume</b>	1	4	9	8	6	1								22
<b>PM Volumes</b>	4	40	79	67	13	0	0	0	0	0	0	0	0	203
<b>% PM</b>	1%	13%	26%	22%	4%									66%
<b>PM Peak Hour</b>	17:00	19:00	13:00	19:00	16:00									19:00
<b>Volume</b>	2	7	11	9	5									28

Directional Peak Periods All Speeds	AM 7-9		NOON 12-2		PM 4-6		Off Peak Volumes	
	Volume	%	Volume	%	Volume	%	Volume	%
	40	↔ 13%	40	↔ 13%	45	↔ 15%	184	↔ 60%

Street Name	Direction	Percentiles					ADT
		15th	50th	Average	85th	95th	
SW 88th Terrace	Summary	19	24	24	29	32	309

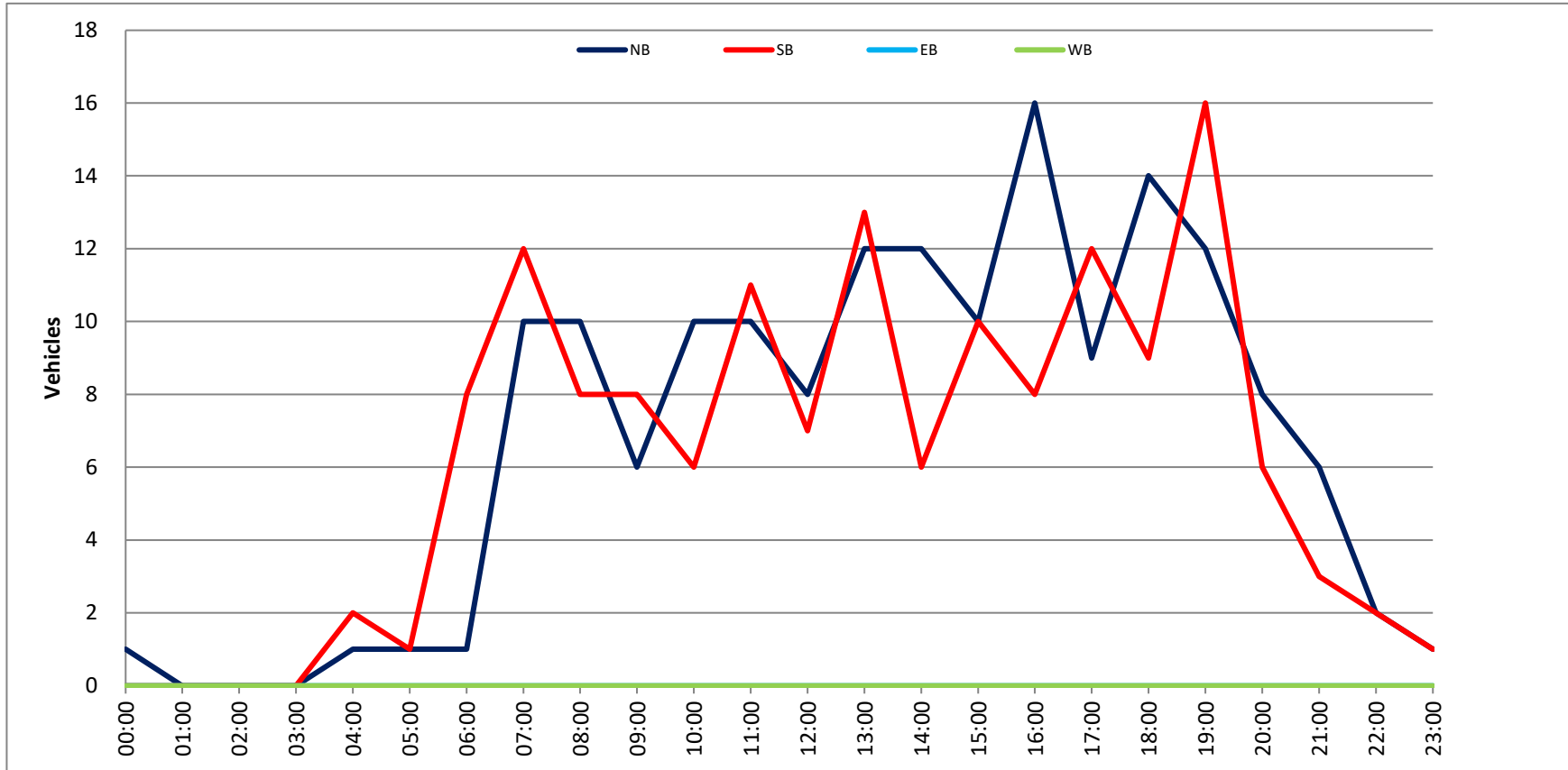
**VOLUME**

SW 88th Terrace Bet. SW 50th St & SW 50th Pl

Day: Thursday  
Date: 5/18/2023

City: Cooper City  
Project #: FL23\_140259\_048

DAILY TOTALS												Total	
				NB		SB		EB		WB			
				160		149		0		0		309	
AM Period	NB	SB	EB	WB	TOTAL	PM Period	NB	SB	EB	WB	TOTAL		
00:00	1	0	0	0	1	12:00	1	1	0	0	2		
00:15	0	0	0	0		12:15	2	3	0	0	5		
00:30	0	0	0	0		12:30	4	1	0	0	5		
00:45	0	1	0	0	1	12:45	1	8	2	7	3	15	
01:00	0	0	0	0		13:00	3	4	4	0	7		
01:15	0	0	0	0		13:15	2	5	0	0	7		
01:30	0	0	0	0		13:30	4	3	3	0	7		
01:45	0	0	0	0		13:45	3	12	1	13	4	25	
02:00	0	0	0	0		14:00	2	1	1	0	3		
02:15	0	0	0	0		14:15	3	2	2	0	5		
02:30	0	0	0	0		14:30	2	2	2	0	4		
02:45	0	0	0	0		14:45	5	12	1	6	6	18	
03:00	0	0	0	0		15:00	4	4	4	0	8		
03:15	0	0	0	0		15:15	2	2	2	0	4		
03:30	0	0	0	0		15:30	3	2	2	0	5		
03:45	0	0	0	0		15:45	1	10	2	10	3	20	
04:00	1	0	0	0	1	16:00	4	2	2	0	6		
04:15	0	1	0	0	1	16:15	3	1	1	0	4		
04:30	0	1	0	0	1	16:30	3	1	0	0	4		
04:45	0	1	0	0	3	16:45	6	16	4	8	10	24	
05:00	0	0	0	0		17:00	1	4	4	0	5		
05:15	0	0	0	0		17:15	4	2	2	0	6		
05:30	1	1	0	0	2	17:30	2	2	0	0	4		
05:45	0	1	0	0	2	17:45	2	9	4	12	6	21	
06:00	0	2	0	0	2	18:00	4	2	2	0	6		
06:15	0	2	0	0	2	18:15	4	1	1	0	5		
06:30	0	2	0	0	2	18:30	3	4	4	0	7		
06:45	1	2	0	0	9	18:45	3	14	2	9	5	23	
07:00	1	4	0	0	5	19:00	3	6	6	0	9		
07:15	1	3	0	0	4	19:15	2	4	4	0	8		
07:30	6	2	0	0	8	19:30	2	4	4	0	6		
07:45	2	10	3	12	22	19:45	3	12	2	16	5	28	
08:00	3	2	0	0	5	20:00	3	1	1	0	4		
08:15	2	1	0	0	3	20:15	2	1	1	0	3		
08:30	3	2	0	0	5	20:30	2	1	1	0	3		
08:45	2	10	3	8	18	20:45	1	8	3	6	4	14	
09:00	1	1	0	0	2	21:00	2	0	0	0	2		
09:15	2	1	0	0	3	21:15	1	2	2	0	3		
09:30	2	3	0	0	5	21:30	0	1	1	0	1		
09:45	1	6	3	8	14	21:45	3	6	0	3	3	9	
10:00	2	1	0	0	3	22:00	1	1	0	0	1		
10:15	2	3	0	0	5	22:15	0	1	1	0	1		
10:30	3	2	0	0	5	22:30	1	1	1	0	2		
10:45	3	10	0	6	16	22:45	0	2	2	0	4		
11:00	3	4	0	0	7	23:00	1	0	0	0	1		
11:15	2	2	0	0	4	23:15	0	1	1	0	1		
11:30	2	3	0	0	5	23:30	0	0	0	0	0		
11:45	3	10	2	11	21	23:45	0	1	0	1	0	2	
<b>TOTALS</b>	<b>50</b>	<b>56</b>			<b>106</b>	<b>TOTALS</b>	<b>110</b>	<b>93</b>			<b>203</b>		
<b>SPLIT %</b>	<b>47.2%</b>	<b>52.8%</b>			<b>34.3%</b>	<b>SPLIT %</b>	<b>54.2%</b>	<b>45.8%</b>			<b>65.7%</b>		
DAILY TOTALS												Total	
				NB		SB		EB		WB			
				160		149		0		0		309	
AM Peak Hour	07:30	07:00	07:00									18:30	
AM Pk Volume	13	12	22									29	
AM Pk Hr Factor	0.542	0.750	0.688									0.806	
7 - 9 Volume	20	20	40									45	
7 - 9 Peak Hour	07:30	07:00	07:00									16:30	
7 - 9 Pk Volume	13	12	22									25	
7 - 9 Pk Hr Factor	0.542	0.750	0.688									0.625	





South Bound

Time	< 15	15 - 19	20 - 24	25 - 29	30 - 34	35 - 39	40 - 44	45 - 49	50 - 54	55 - 59	60 - 64	65 - 69	70 +	Total
00:00 AM	0	0	0	0	0	0	0	0	0	0	0	0	0	0
00:15	0	0	0	0	0	0	0	0	0	0	0	0	0	0
00:30	0	0	0	0	0	0	0	0	0	0	0	0	0	0
00:45	0	0	0	0	0	0	0	0	0	0	0	0	0	0
01:00	0	0	0	0	0	0	0	0	0	0	0	0	0	0
01:15	0	0	0	0	0	0	0	0	0	0	0	0	0	0
01:30	0	0	0	0	0	0	0	0	0	0	0	0	0	0
01:45	0	0	0	0	0	0	0	0	0	0	0	0	0	0
02:00	0	0	0	0	0	0	0	0	0	0	0	0	0	0
02:15	0	0	0	0	0	0	0	0	0	0	0	0	0	0
02:30	0	0	0	0	0	0	0	0	0	0	0	0	0	0
02:45	0	0	0	0	0	0	0	0	0	0	0	0	0	0
03:00	0	0	0	0	0	0	0	0	0	0	0	0	0	0
03:15	0	0	0	0	0	0	0	0	0	0	0	0	0	0
03:30	0	0	0	0	0	0	0	0	0	0	0	0	0	0
03:45	0	0	0	0	0	0	0	0	0	0	0	0	0	0
04:00	0	0	0	0	0	0	0	0	0	0	0	0	0	0
04:15	0	0	0	0	0	0	0	0	0	0	0	0	0	0
04:30	0	0	2	0	0	0	0	0	0	0	0	0	0	2
04:45	0	0	0	1	0	0	0	0	0	0	0	0	0	1
05:00	0	0	0	0	0	0	0	0	0	0	0	0	0	0
05:15	0	0	3	1	1	0	0	0	0	0	0	0	0	5
05:30	0	0	0	0	0	0	0	0	0	0	0	0	0	0
05:45	0	0	0	0	0	0	0	0	0	0	0	0	0	0
06:00	0	2	0	0	0	0	0	0	0	0	0	0	0	2
06:15	0	1	1	1	0	0	0	0	0	0	0	0	0	3
06:30	0	0	1	0	0	0	0	0	0	0	0	0	0	1
06:45	0	2	1	0	0	0	0	0	0	0	0	0	0	3
07:00	1	0	2	3	1	0	0	0	0	0	0	0	0	7
07:15	0	0	2	2	4	0	0	0	0	0	0	0	0	8
07:30	0	0	1	1	0	0	0	0	0	0	0	0	0	2
07:45	0	0	2	2	0	0	0	0	0	0	0	0	0	4
08:00	0	0	1	3	0	0	0	0	0	0	0	0	0	4
08:15	0	1	2	0	1	0	0	0	0	0	0	0	0	4
08:30	0	0	2	4	0	0	0	0	0	0	0	0	0	6
08:45	0	0	4	0	0	0	0	0	0	0	0	0	0	4
09:00	0	0	0	1	1	0	0	0	0	0	0	0	0	2
09:15	0	0	1	0	0	0	0	0	0	0	0	0	0	1
09:30	0	0	2	0	1	0	0	0	0	0	0	0	0	3
09:45	0	0	1	1	0	0	0	0	0	0	0	0	0	2
10:00	0	0	1	1	0	0	0	0	0	0	0	0	0	2
10:15	0	0	1	3	0	0	0	0	0	0	0	0	0	4
10:30	0	1	1	1	0	0	0	0	0	0	0	0	0	3
10:45	0	0	0	1	0	0	0	0	0	0	0	0	0	1
11:00	0	0	2	1	0	0	0	0	0	0	0	0	0	3
11:15	0	0	0	1	1	0	0	0	0	0	0	0	0	2
11:30	0	0	0	1	0	0	0	0	0	0	0	0	0	1
11:45	0	1	2	3	0	1	0	0	0	0	0	0	0	7
12:00 PM	0	0	1	0	0	0	0	0	0	0	0	0	0	1
12:15	0	0	0	1	0	0	0	0	0	0	0	0	0	1
12:30	0	0	1	1	0	1	0	0	0	0	0	0	0	3
12:45	1	1	2	1	0	0	0	0	0	0	0	0	0	5
13:00	0	0	1	0	0	0	0	0	0	0	0	0	0	1
13:15	0	1	0	2	1	0	0	0	0	0	0	0	0	4
13:30	1	0	1	2	0	0	0	0	0	0	0	0	0	4
13:45	2	1	1	3	0	0	0	0	0	0	0	0	0	7
14:00	1	0	1	1	0	0	0	0	0	0	0	0	0	3
14:15	0	1	3	2	2	0	0	0	0	0	0	0	0	8
14:30	0	0	1	0	1	0	0	0	0	0	0	0	0	2
14:45	0	0	1	0	1	0	0	0	0	0	0	0	0	2
15:00	0	0	0	1	1	0	0	0	0	0	0	0	0	2
15:15	0	0	1	0	0	0	0	0	0	0	0	0	0	1
15:30	0	1	3	1	1	0	0	0	0	0	0	0	0	6
15:45	0	0	2	1	0	0	0	0	0	0	0	0	0	3
16:00	0	0	1	1	0	0	0	0	0	0	0	0	0	2
16:15	0	0	0	1	0	0	0	0	0	0	0	0	0	1
16:30	1	0	0	4	0	1	0	0	0	0	0	0	0	6
16:45	0	0	2	2	0	0	0	0	0	0	0	0	0	4
17:00	0	0	0	4	0	0	0	0	0	0	0	0	0	4
17:15	0	0	1	1	1	0	0	0	0	0	0	0	0	3
17:30	0	1	0	0	1	0	0	0	0	0	0	0	0	2
17:45	0	2	0	0	3	0	0	0	0	0	0	0	0	5
18:00	0	0	0	3	0	0	0	0	0	0	0	0	0	1
18:15	0	0	2	2	1	0	0	0	0	0	0	0	0	5
18:30	0	1	0	1	0	0	0	0	0	0	0	0	0	2
18:45	0	0	0	1	1	0	0	0	0	0	0	0	0	2
19:00	1	0	4	4	1	0	0	0	0	0	0	0	0	10
19:15	0	0	1	0	0	0	0	0	0	0	0	0	0	1
19:30	0	0	1	1	1	0	0	0	0	0	0	0	0	3
19:45	0	0	0	1	0	0	0	0	0	0	0	0	0	1
20:00	0	1	2	1	0	0	0	0	0	0	0	0	0	4
20:15	1	0	1	0	0	0	0	0	0	0	0	0	0	2
20:30	0	0	1	0	0	0	0	0	0	0	0	0	0	1
20:45	0	0	0	1	0	0	0	0	0	0	0	0	0	1
21:00	0	0	1	0	0	0	0	0	0	0	0	0	0	1
21:15	0	0	0	0	0	0	0	0	0	0	0	0	0	0
21:30	0	0	0	2	0	0	0	0	0	0	0	0	0	2
21:45	0	0	0	0	0	0	0	0	0	0	0	0	0	0
22:00	0	0	0	0	0	0	0	0	0	0	0	0	0	0
22:15	0	1	0	0	1	0	0	0	0	0	0	0	0	2
22:30	0	0	0	1	0	0	0	0	0	0	0	0	0	1
22:45	0	0	0	0	1	0	0	0	0	0	0	0	0	1
23:00	0	0	1	1	0	0	0	0	0	0	0	0	0	2
23:15	0	0	0	0	0	0	0	0	0	0	0	0	0	0
23:30	0	0	0	0	0	0	0	0	0	0	0	0	0	0
23:45	0	0	0	0	0	0	0	0	0	0	0	0	0	0
<b>Totals</b>	<b>8</b>	<b>19</b>	<b>72</b>	<b>77</b>	<b>25</b>	<b>3</b>								<b>205</b>
<b>% of Totals</b>	<b>4%</b>	<b>9%</b>	<b>35%</b>	<b>38%</b>	<b>12%</b>	<b>1%</b>								<b>100%</b>

Directional Peak Periods	AM 7-9		NOON 12-2		PM 4-6		Off Peak Volumes	
All Classes	Volume	%	Volume	%	Volume	%	Volume	%
	39	19%	26	13%	28	14%	112	55%

Street Name	Direction	Percentiles					ADT
		15th	50th	Average	85th	95th	
SW 89th Ave	North Bound	18	25	24	30	33	230
SW 89th Ave	South Bound	20	25	25	30	34	205

Summary

Time	< 15	15 - 19	20 - 24	25 - 29	30 - 34	35 - 39	40 - 44	45 - 49	50 - 54	55 - 59	60 - 64	65 - 69	70 +	Total
00:00 AM	0	0	1	0	0	0	0	0	0	0	0	0	0	1
00:15	0	0	0	0	0	0	0	0	0	0	0	0	0	0
00:30	0	0	0	1	0	0	0	0	0	0	0	0	0	1
00:45	0	0	0	0	0	0	0	0	0	0	0	0	0	0
01:00	0	0	0	0	0	0	0	0	0	0	0	0	0	0
01:15	0	0	0	0	0	0	0	0	0	0	0	0	0	0
01:30	0	0	0	0	0	0	0	0	0	0	0	0	0	0
01:45	0	0	0	0	0	0	0	0	0	0	0	0	0	0
02:00	0	0	0	0	0	0	0	0	0	0	0	0	0	0
02:15	0	0	0	0	0	0	0	0	0	0	0	0	0	0
02:30	0	0	0	0	0	0	0	0	0	0	0	0	0	0
02:45	0	0	0	0	0	0	0	0	0	0	0	0	0	0
03:00	0	0	0	0	0	0	0	0	0	0	0	0	0	0
03:15	0	0	0	0	0	0	0	0	0	0	0	0	0	0
03:30	0	0	0	0	0	0	0	0	0	0	0	0	0	0
03:45	0	0	0	0	0	0	0	0	0	0	0	0	0	0
04:00	0	0	0	0	0	0	0	0	0	0	0	0	0	0
04:15	0	0	0	1	0	0	0	0	0	0	0	0	0	1
04:30	0	0	2	0	0	0	0	0	0	0	0	0	0	2
04:45	0	0	0	1	0	0	0	0	0	0	0	0	0	1
05:00	0	0	0	0	0	0	0	0	0	0	0	0	0	0
05:15	0	0	0	1	1	0	0	0	0	0	0	0	0	2
05:30	0	0	0	0	0	0	0	0	0	0	0	0	0	0
05:45	0	0	1	0	0	0	0	0	0	0	0	0	0	1
06:00	0	2	0	1	0	0	0	0	0	0	0	0	0	3
06:15	0	1	1	1	0	0	0	0	0	0	0	0	0	3
06:30	1	0	1	1	0	0	0	0	0	0	0	0	0	3
06:45	0	2	1	0	0	0	0	0	0	0	0	0	0	3
07:00	1	0	3	3	1	0	0	0	0	0	0	0	0	8
07:15	0	1	2	2	6	0	0	0	0	0	0	0	0	11
07:30	0	3	2	4	0	0	0	0	0	0	0	0	0	9
07:45	0	0	3	3	0	1	0	0	0	0	0	0	0	7
08:00	0	0	2	5	1	0	0	0	0	0	0	0	0	8
08:15	0	2	3	2	1	0	0	0	0	0	0	0	0	8
08:30	0	0	3	6	0	0	0	0	0	0	0	0	0	9
08:45	0	1	6	2	0	0	0	0	0	0	0	0	0	9
09:00	0	0	1	1	2	0	0	0	0	0	0	0	0	4
09:15	0	0	1	0	0	0	0	0	0	0	0	0	0	1
09:30	0	0	2	0	2	0	0	0	0	0	0	0	0	4
09:45	0	0	2	2	0	0	0	0	0	0	0	0	0	4
10:00	0	0	2	3	0	0	0	0	0	0	0	0	0	5
10:15	0	0	1	4	0	0	0	0	0	0	0	0	0	5
10:30	0	2	1	2	0	0	0	0	0	0	0	0	0	5
10:45	0	0	2	0	2	0	0	0	0	0	0	0	0	5
11:00	0	0	3	3	0	0	0	0	0	0	0	0	0	6
11:15	0	0	0	1	2	0	0	0	0	0	0	0	0	3
11:30	1	0	0	5	0	0	0	0	0	0	0	0	0	6
11:45	0	1	4	4	0	1	0	0	0	0	0	0	0	10
12:00 PM	0	0	1	1	0	0	0	0	0	0	0	0	0	2
12:15	0	1	2	5	0	0	0	0	0	0	0	0	0	8
12:30	1	0	1	4	1	1	0	0	0	0	0	0	0	8
12:45	1	1	2	2	0	0	0	0	0	0	0	0	0	6
13:00	1	0	3	0	0	0	0	0	0	0	0	0	0	4
13:15	1	1	1	4	1	0	0	0	0	0	0	0	0	8
13:30	2	1	2	4	1	0	0	0	0	0	0	0	0	10
13:45	3	3	2	3	1	0	0	0	0	0	0	0	0	12
14:00	2	1	4	2	0	0	0	0	0	0	0	0	0	9
14:15	0	2	5	3	2	0	0	0	0	0	0	0	0	12
14:30	0	1	3	1	1	0	0	0	0	0	0	0	0	6
14:45	0	0	2	0	2	0	0	0	0	0	0	0	0	4
15:00	0	2	1	1	2	3	0	0	0	0	0	0	0	8
15:15	1	2	1	1	0	0	0	0	0	0	0	0	0	5
15:30	0	2	6	4	2	0	0	0	0	0	0	0	0	14
15:45	0	0	5	3	0	0	0	0	0	0	0	0	0	8
16:00	0	0	2	1	3	0	0	0	0	0	0	0	0	6
16:15	1	0	0	2	5	0	0	0	0	0	0	0	0	8
16:30	1	0	0	5	0	2	0	0	0	0	0	0	0	8
16:45	1	0	3	4	0	0	0	0	0	0	0	0	0	8
17:00	0	0	1	10	0	0	0	0	0	0	0	0	0	11
17:15	1	1	4	2	2	0	0	0	0	0	0	0	0	10
17:30	0	1	1	1	1	0	0	0	0	0	0	0	0	4
17:45	0	2	2	0	0	0	0	0	0	0	0	0	0	4
18:00	0	0	0	2	2	0	0	0	0	0	0	0	0	4
18:15	2	1	2	3	1	1	0	0	0	0	0	0	0	10
18:30	0	1	3	2	1	0	0	0	0	0	0	0	0	7
18:45	0	2	2	2	1	0	0	0	0	0	0	0	0	7
19:00	1	0	5	2	0	0	0	0	0	0	0	0	0	8
19:15	1	0	3	2	0	0	0	0	0	0	0	0	0	6
19:30	1	0	1	1	1	0	0	0	0	0	0	0	0	4
19:45	2	1	1	1	1	0	0	0	0	0	0	0	0	6
20:00	0	4	3	1	0	0	0	0	0	0	0	0	0	8
20:15	1	0	1	1	2	0	0	0	0	0	0	0	0	5
20:30	0	0	0	1	0	0	0	0	0	0	0	0	0	1
20:45	0	2	1	2	0	0	0	0	0	0	0	0	0	5
21:00	0	0	2	4	0	0	0	0	0	0	0	0	0	6
21:15	0	0	1	0	0	0	0	0	0	0	0	0	0	1
21:30	0	0	0	2	0	0	0	0	0	0	0	0	0	2
21:45	0	1	0	2	1	0	0	0	0	0	0	0	0	4
22:00	0	0	1	2	0	0	0	0	0	0	0	0	0	3
22:15	0	1	0	0	1	0	0	0	0	0	0	0	0	2
22:30	0	0	0	2	0	0	0	0	0	0	0	0	0	2
22:45	0	0	0	0	1	0	0	0	0	0	0	0	0	1
23:00	0	0	2	2	0	0	0	0	0	0	0	0	0	4
23:15	0	0	0	0	0	0	0	0	0	0	0	0	0	0
23:30	0	1	0	0	0	0	0	0	0	0	0	0	0	1
23:45	0	0	0	0	0	0	0	0	0	0	0	0	0	0
<b>Totals</b>	<b>27</b>	<b>50</b>	<b>138</b>	<b>165</b>	<b>48</b>	<b>6</b>								<b>435</b>
<b>% of Totals</b>	<b>6%</b>	<b>11%</b>	<b>32%</b>	<b>38%</b>	<b>11%</b>	<b>1%</b>								<b>100%</b>

AM Volumes	3	15	51	60	17	2	0	0	0	0	0	0	0	148		
% AM	1%	3%	12%	14%	4%	0%								34%		
AM Peak Hour	06:15	06:45	08:00	07:45	06:30	11:45								07:40		
Volume	2	6	14	18	7	2								35		
PM Volumes	24	35	87	105	31	4	0	0	0	0	0	0	0	287		
% PM	6%	8%	20%	24%	7%	1%								66%		
PM Peak Hour	13:15	13:30	15:00	16:15	14:45	15:45								13:30		
Volume	8	15	31	24	8	2								43		
<b>Directional Peak Periods</b>		<b>AM 7-9</b>				<b>NOON 12-2</b>				<b>PM 4-6</b>				<b>Off Peak Volumes</b>		
<b>All Classes</b>	Volume	%				Volume	%				Volume	%		Volume	%	
	69	16%				58	13%				64	15%		244	56%	

Street Name	Direction	Percentiles					
		15th	50th	Average	85th	95th	ADT
SW 89th Ave	Summary	19	25	24	30	33	435

**SPEED**

SW 88th Terrace Bet. SW 51st Pl &amp; SW 52nd St

Day: Tuesday  
Date: 5/16/2023City: Cooper City  
Project #: FL23\_140259\_049n**North Bound**

Time	< 15	15 - 19	20 - 24	25 - 29	30 - 34	35 - 39	40 - 44	45 - 49	50 - 54	55 - 59	60 - 64	65 - 69	70 +	Total
00:00 AM	0	0	1	1	0	0	0	0	0	0	0	0	0	2
01:00	0	0	0	0	0	0	0	0	0	0	0	0	0	0
02:00	0	0	0	0	0	0	0	0	0	0	0	0	0	0
03:00	0	0	0	0	0	0	0	0	0	0	0	0	0	0
04:00	0	0	0	1	0	0	0	0	0	0	0	0	0	1
05:00	0	0	1	0	0	0	0	0	0	0	0	0	0	1
06:00	1	0	0	2	0	0	0	0	0	0	0	0	0	3
07:00	0	4	3	4	2	1	0	0	0	0	0	0	0	14
08:00	0	2	5	8	1	0	0	0	0	0	0	0	0	16
09:00	0	0	2	1	2	0	0	0	0	0	0	0	0	5
10:00	0	1	2	4	1	0	0	0	0	0	0	0	0	8
11:00	1	0	3	7	1	0	0	0	0	0	0	0	0	12
12:00 PM	1	1	2	9	1	0	0	0	0	0	0	0	0	14
13:00	4	3	5	4	2	0	0	0	0	0	0	0	0	18
14:00	1	3	8	3	1	0	0	0	0	0	0	0	0	16
15:00	1	5	7	7	3	0	0	0	0	0	0	0	0	23
16:00	2	0	3	7	3	1	0	0	0	0	0	0	0	16
17:00	1	1	7	10	1	0	0	0	0	0	0	0	0	20
18:00	2	3	5	5	2	1	0	0	0	0	0	0	0	18
19:00	4	1	4	3	1	0	0	0	0	0	0	0	0	13
20:00	0	5	4	2	2	0	0	0	0	0	0	0	0	13
21:00	0	1	2	6	1	0	0	0	0	0	0	0	0	10
22:00	0	0	1	3	0	0	0	0	0	0	0	0	0	4
23:00	0	1	1	1	0	0	0	0	0	0	0	0	0	3
<b>Totals</b>	<b>18</b>	<b>31</b>	<b>66</b>	<b>88</b>	<b>24</b>	<b>3</b>								<b>230</b>
<b>% of Totals</b>	<b>8%</b>	<b>13%</b>	<b>29%</b>	<b>38%</b>	<b>10%</b>	<b>1%</b>								<b>100%</b>

<b>AM Volumes</b>	2	7	17	28	7	1	0	0	0	0	0	0	0	62
<b>% AM</b>	1%	3%	7%	12%	3%	0%								27%
<b>AM Peak Hour</b>	06:00	07:00	08:00	08:00	07:00	07:00								08:00
<b>Volume</b>	1	4	5	8	2	1								16
<b>PM Volumes</b>	16	24	49	60	17	2	0	0	0	0	0	0	0	168
<b>% PM</b>	7%	10%	21%	26%	7%	1%								73%
<b>PM Peak Hour</b>	13:00	15:00	14:00	17:00	15:00	16:00								15:00
<b>Volume</b>	4	5	8	10	3	1								23
<b>Directional Peak Periods</b>			<b>AM 7-9</b>			<b>NOON 12-2</b>			<b>PM 4-6</b>			<b>Off Peak Volumes</b>		
<b>All Speeds</b>			Volume		%	Volume		%	Volume		%	Volume		%
			30	↔	13%	32	↔	14%	36	↔	16%	132	↔	57%

Street Name	Direction	Percentiles					ADT
		15th	50th	Average	85th	95th	
SW 89th Ave	North Bound	18	25	24	30	33	230
SW 89th Ave	South Bound	20	25	25	30	34	205

# SPEED

## SW 88th Terrace Bet. SW 51st Pl & SW 52nd St

Day: Tuesday  
Date: 5/16/2023

City: Cooper City  
Project #: FL23\_140259\_049s

### South Bound

Time	< 15	15 - 19	20 - 24	25 - 29	30 - 34	35 - 39	40 - 44	45 - 49	50 - 54	55 - 59	60 - 64	65 - 69	70 +	Total
00:00 AM	0	0	0	0	0	0	0	0	0	0	0	0	0	0
01:00	0	0	0	0	0	0	0	0	0	0	0	0	0	0
02:00	0	0	0	0	0	0	0	0	0	0	0	0	0	0
03:00	0	0	0	0	0	0	0	0	0	0	0	0	0	0
04:00	0	0	2	1	0	0	0	0	0	0	0	0	0	3
05:00	0	0	1	1	0	0	0	0	0	0	0	0	0	2
06:00	0	5	3	1	0	0	0	0	0	0	0	0	0	9
07:00	1	0	7	8	5	0	0	0	0	0	0	0	0	21
08:00	0	1	9	7	1	0	0	0	0	0	0	0	0	18
09:00	0	0	4	2	2	0	0	0	0	0	0	0	0	8
10:00	0	1	4	6	1	0	0	0	0	0	0	0	0	12
11:00	0	1	4	6	1	1	0	0	0	0	0	0	0	13
12:00 PM	1	1	4	3	0	1	0	0	0	0	0	0	0	10
13:00	3	2	3	7	1	0	0	0	0	0	0	0	0	16
14:00	1	1	6	3	4	0	0	0	0	0	0	0	0	15
15:00	0	1	6	3	2	0	0	0	0	0	0	0	0	12
16:00	1	0	4	8	0	1	0	0	0	0	0	0	0	14
17:00	0	3	1	8	2	0	0	0	0	0	0	0	0	14
18:00	0	1	2	4	3	0	0	0	0	0	0	0	0	10
19:00	1	0	6	3	1	0	0	0	0	0	0	0	0	11
20:00	1	1	4	2	0	0	0	0	0	0	0	0	0	8
21:00	0	0	1	2	0	0	0	0	0	0	0	0	0	3
22:00	0	1	0	1	2	0	0	0	0	0	0	0	0	4
23:00	0	0	1	1	0	0	0	0	0	0	0	0	0	2
<b>Totals</b>	<b>9</b>	<b>19</b>	<b>72</b>	<b>77</b>	<b>25</b>	<b>3</b>								<b>205</b>
<b>% of Totals</b>	4%	9%	35%	38%	12%	1%								100%

<b>AM Volumes</b>	1	8	34	32	10	1	0	0	0	0	0	0	0	86
<b>% AM</b>	0%	4%	17%	16%	5%	0%								42%
<b>AM Peak Hour</b>	07:00	06:00	08:00	07:00	07:00	11:00								07:00
<b>Volume</b>	1	5	9	8	5	1								21
<b>PM Volumes</b>	8	11	38	45	15	2	0	0	0	0	0	0	0	119
<b>% PM</b>	4%	5%	19%	22%	7%	1%								58%
<b>PM Peak Hour</b>	13:00	17:00	14:00	16:00	14:00	12:00								13:00
<b>Volume</b>	3	3	6	8	4	1								16

Directional Peak Periods All Speeds	AM 7-9		NOON 12-2		PM 4-6		Off Peak Volumes	
	Volume	%	Volume	%	Volume	%	Volume	%
	39	↔ 19%	26	↔ 13%	28	↔ 14%	112	↔ 55%

Street Name	Direction	Percentiles					ADT
		15th	50th	Average	85th	95th	
SW 89th Ave	North Bound	18	25	24	30	33	230
SW 89th Ave	South Bound	20	25	25	30	34	205



# SPEED

## SW 88th Terrace Bet. SW 51st Pl & SW 52nd St

Day: Tuesday  
Date: 5/16/2023

City: Cooper City  
Project #: FL23\_140259\_049

### Summary

Time	< 15	15 - 19	20 - 24	25 - 29	30 - 34	35 - 39	40 - 44	45 - 49	50 - 54	55 - 59	60 - 64	65 - 69	70 +	Total
00:00 AM	0	0	1	1	0	0	0	0	0	0	0	0	0	2
01:00	0	0	0	0	0	0	0	0	0	0	0	0	0	0
02:00	0	0	0	0	0	0	0	0	0	0	0	0	0	0
03:00	0	0	0	0	0	0	0	0	0	0	0	0	0	0
04:00	0	0	2	2	0	0	0	0	0	0	0	0	0	4
05:00	0	0	2	1	0	0	0	0	0	0	0	0	0	3
06:00	1	5	3	3	0	0	0	0	0	0	0	0	0	12
07:00	1	4	10	12	7	1	0	0	0	0	0	0	0	35
08:00	0	3	14	15	2	0	0	0	0	0	0	0	0	34
09:00	0	0	6	3	4	0	0	0	0	0	0	0	0	13
10:00	0	2	6	10	2	0	0	0	0	0	0	0	0	20
11:00	1	1	7	13	2	1	0	0	0	0	0	0	0	25
12:00 PM	2	2	6	12	1	1	0	0	0	0	0	0	0	24
13:00	7	5	8	11	3	0	0	0	0	0	0	0	0	34
14:00	2	4	14	6	5	0	0	0	0	0	0	0	0	31
15:00	1	6	13	10	5	0	0	0	0	0	0	0	0	35
16:00	3	0	7	15	3	2	0	0	0	0	0	0	0	30
17:00	1	4	8	18	3	0	0	0	0	0	0	0	0	34
18:00	2	4	7	9	5	1	0	0	0	0	0	0	0	28
19:00	5	1	10	6	2	0	0	0	0	0	0	0	0	24
20:00	1	6	8	4	2	0	0	0	0	0	0	0	0	21
21:00	0	1	3	8	1	0	0	0	0	0	0	0	0	13
22:00	0	1	1	4	2	0	0	0	0	0	0	0	0	8
23:00	0	1	2	2	0	0	0	0	0	0	0	0	0	5
<b>Totals</b>	<b>27</b>	<b>50</b>	<b>138</b>	<b>165</b>	<b>49</b>	<b>6</b>								<b>435</b>
<b>% of Totals</b>	<b>6%</b>	<b>11%</b>	<b>32%</b>	<b>38%</b>	<b>11%</b>	<b>1%</b>								<b>100%</b>

<b>AM Volumes</b>	3	15	51	60	17	2	0	0	0	0	0	0	0	148
<b>% AM</b>	1%	3%	12%	14%	4%	0%								34%
<b>AM Peak Hour</b>	06:00	06:00	08:00	08:00	07:00	07:00								07:00
<b>Volume</b>	1	5	14	15	7	1								35
<b>PM Volumes</b>	24	35	87	105	32	4	0	0	0	0	0	0	0	287
<b>% PM</b>	6%	8%	20%	24%	7%	1%								66%
<b>PM Peak Hour</b>	13:00	15:00	14:00	17:00	14:00	16:00								15:00
<b>Volume</b>	7	6	14	18	5	2								35

Directional Peak Periods All Speeds	AM 7-9		NOON 12-2		PM 4-6		Off Peak Volumes	
	Volume	%	Volume	%	Volume	%	Volume	%
	69	↔ 16%	58	↔ 13%	64	↔ 15%	244	↔ 56%

Street Name	Direction	Percentiles					ADT
		15th	50th	Average	85th	95th	
SW 89th Ave	Summary	19	25	24	30	33	435

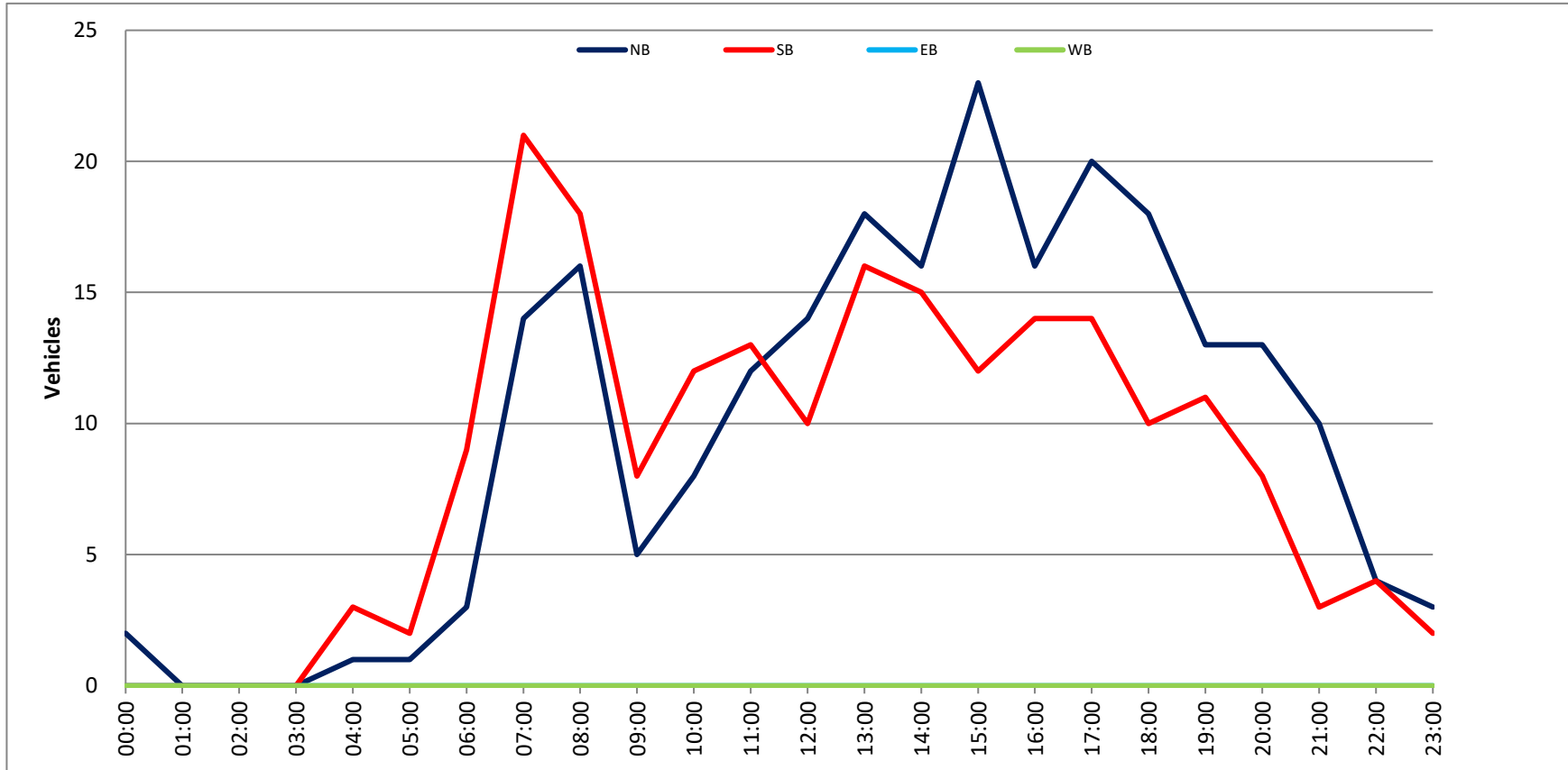
**VOLUME**

SW 88th Terrace Bet. SW 51st Pl & SW 52nd St

Day: Tuesday  
Date: 5/16/2023

City: Cooper City  
Project #: FL23\_140259\_049

DAILY TOTALS												Total								
AM Period	NB	SB	EB	WB	TOTAL	PM Period	NB	SB	EB	WB	TOTAL	NB		SB		Total				
												230	205	0	0		435			
00:15	1	0	0	0	1	12:00	1	1	1	0	0	2				8				
00:30	1	0	0	0	1	12:15	7	1	1	0	0	8				8				
00:45	0	2	0	0	2	12:30	5	3	0	0	0	8				24				
01:00	0	0	0	0	0	12:45	1	14	5	10	0	6				6				
01:15	0	0	0	0	0	13:00	3	1	1	0	0	4				4				
01:30	0	0	0	0	0	13:15	4	4	4	0	0	8				8				
01:45	0	0	0	0	0	13:30	6	4	4	0	0	10				10				
02:00	0	0	0	0	0	13:45	5	18	7	16	0	12				34				
02:15	0	0	0	0	0	14:00	6	3	3	0	0	9				9				
02:30	0	0	0	0	0	14:15	4	8	8	0	0	12				12				
02:45	0	0	0	0	0	14:30	4	4	2	0	0	6				6				
03:00	0	0	0	0	0	14:45	2	16	2	15	0	4				31				
03:15	0	0	0	0	0	15:00	6	2	2	0	0	8				8				
03:30	0	0	0	0	0	15:15	4	1	1	0	0	5				5				
03:45	0	0	0	0	0	15:30	8	6	6	0	0	14				14				
04:00	0	0	0	0	0	15:45	5	23	3	12	0	8				35				
04:15	1	0	0	0	1	16:00	4	2	2	0	0	6				6				
04:30	0	2	0	0	2	16:15	6	2	2	0	0	8				8				
04:45	0	1	3	0	4	16:30	2	6	6	0	0	8				8				
05:00	0	0	0	0	0	16:45	4	16	4	14	0	30				30				
05:15	0	2	0	0	2	17:00	7	4	4	0	0	11				11				
05:30	0	0	0	0	0	17:15	7	3	3	0	0	10				10				
05:45	1	1	2	0	3	17:30	2	2	2	0	0	4				4				
06:00	1	0	0	0	1	17:45	4	20	5	14	0	9				34				
06:15	0	3	0	0	3	18:00	3	1	1	0	0	4				4				
06:30	2	1	0	0	3	18:15	5	5	5	0	0	10				10				
06:45	0	3	9	0	12	18:30	5	2	2	0	0	7				7				
07:00	1	7	0	0	8	18:45	5	18	2	10	0	7				28				
07:15	3	8	0	0	11	19:00	2	6	6	0	0	8				8				
07:30	7	2	0	0	9	19:15	5	1	1	0	0	6				6				
07:45	3	14	4	0	7	19:30	5	3	3	0	0	4				4				
08:00	4	4	0	0	8	19:45	5	13	1	11	0	6				24				
08:15	4	4	0	0	8	20:00	4	4	4	0	0	8				8				
08:30	3	6	0	0	9	20:15	3	2	2	0	0	5				5				
08:45	5	16	4	0	9	20:30	2	1	0	0	0	3				3				
09:00	2	2	0	0	4	20:45	4	13	1	8	0	5				21				
09:15	0	1	0	0	1	21:00	5	1	1	0	0	6				6				
09:30	1	3	0	0	4	21:15	1	0	0	0	0	1				1				
09:45	2	5	2	8	13	21:30	0	2	2	0	0	2				2				
10:00	3	2	0	0	5	21:45	4	10	0	3	0	4				13				
10:15	1	4	0	0	5	22:00	3	0	0	0	0	3				3				
10:30	2	3	0	0	5	22:15	0	2	2	0	0	2				2				
10:45	2	8	3	0	5	22:30	1	1	1	0	0	2				2				
11:00	3	3	0	0	6	22:45	0	4	1	4	0	1				8				
11:15	1	2	0	0	3	23:00	2	2	2	0	0	4				4				
11:30	5	1	0	0	6	23:15	0	0	0	0	0	0				0				
11:45	5	1	0	0	6	23:30	1	0	0	0	0	1				1				
11:45	3	12	7	13	0	23:45	0	3	0	2	0	5				5				
TOTALS	62	86			148	TOTALS	168	119				287								
SPLIT %	41.9%	58.1%			34.0%	SPLIT %	58.5%	41.5%				66.0%								
<b>DAILY TOTALS</b>												<b>NB</b>		<b>SB</b>		<b>EB</b>		<b>WB</b>		<b>Total</b>
												230		205		0		0		435
AM Peak Hour	07:30	07:00			07:00	PM Peak Hour	15:00	13:30				13:30				43				
AM Pk Volume	18	21			35	PM Pk Volume	23	22				22				0.896				
Pk Hr Factor	0.643	0.656			0.795	Pk Hr Factor	0.719	0.688				0.719								
7 - 9 Volume	30	39	0	0	69	4 - 6 Volume	36	28	0	0	0	64				64				
7 - 9 Peak Hour	07:30	07:00			07:00	4 - 6 Peak Hour	16:30	16:30				16:30				16:30				
7 - 9 Pk Volume	18	21	0	0	35	4 - 6 Pk Volume	20	17	0	0	0	37				37				
Pk Hr Factor	0.643	0.656	0.000	0.000	0.795	Pk Hr Factor	0.714	0.708	0.000	0.000	0.000	0.841				0.841				



Time	< 15	15 - 19	20 - 24	25 - 29	30 - 34	35 - 39	40 - 44	45 - 49	50 - 54	55 - 59	60 - 64	65 - 69	70 +	Total
00:00 AM	0	0	0	0	0	0	0	0	0	0	0	0	0	0
00:15	0	0	0	0	0	0	0	0	0	0	0	0	0	0
00:30	0	0	1	0	0	0	0	0	0	0	0	0	0	1
00:45	0	0	0	0	0	0	0	0	0	0	0	0	0	0
01:00	0	0	0	0	0	0	0	0	0	0	0	0	0	0
01:15	0	0	0	0	0	0	0	0	0	0	0	0	0	0
01:30	0	0	0	0	0	0	0	0	0	0	0	0	0	0
01:45	0	0	1	0	0	0	0	0	0	0	0	0	0	1
02:00	0	0	0	0	0	0	0	0	0	0	0	0	0	0
02:15	0	0	0	0	0	0	0	0	0	0	0	0	0	0
02:30	0	0	0	0	0	0	0	0	0	0	0	0	0	0
02:45	0	0	0	0	0	0	0	0	0	0	0	0	0	0
03:00	0	0	0	0	0	0	0	0	0	0	0	0	0	0
03:15	0	0	0	0	0	0	0	0	0	0	0	0	0	0
03:30	0	0	0	0	0	0	0	0	0	0	0	0	0	0
03:45	0	0	0	0	0	0	0	0	0	0	0	0	0	0
04:00	0	0	0	0	0	0	0	0	0	0	0	0	0	0
04:15	0	0	0	0	0	0	0	0	0	0	0	0	0	0
04:30	0	0	0	0	0	0	0	0	0	0	0	0	0	0
04:45	0	0	0	0	0	0	0	0	0	0	0	0	0	0
05:00	0	0	0	0	0	0	0	0	0	0	0	0	0	0
05:15	0	0	0	0	0	0	0	0	0	0	0	0	0	0
05:30	0	0	0	0	0	0	0	0	0	0	0	0	0	0
05:45	0	1	0	0	0	0	0	0	0	0	0	0	0	1
06:00	0	2	0	0	0	0	0	0	0	0	0	0	0	2
06:15	0	0	0	0	0	0	0	0	0	0	0	0	0	0
06:30	0	0	0	0	1	0	0	0	0	0	0	0	0	1
06:45	0	0	0	1	0	0	0	0	0	0	0	0	0	1
07:00	0	1	0	1	0	0	0	0	0	0	0	0	0	2
07:15	0	1	0	2	1	0	0	0	0	0	0	0	0	4
07:30	1	0	2	1	1	0	1	0	0	0	0	0	0	6
07:45	2	0	1	1	0	0	0	0	0	0	0	0	0	4
08:00	0	0	1	2	1	0	0	0	0	0	0	0	0	4
08:15	0	0	4	2	0	0	0	0	0	0	0	0	0	6
08:30	0	0	0	1	0	0	0	0	0	0	0	0	0	1
08:45	0	0	1	2	0	0	0	0	0	0	0	0	0	3
09:00	0	0	2	0	1	0	0	0	0	0	0	0	0	3
09:15	0	0	3	1	0	0	0	0	0	0	0	0	0	4
09:30	0	0	0	0	0	0	0	0	0	0	0	0	0	0
09:45	0	0	1	0	0	0	0	0	0	0	0	0	0	1
10:00	0	0	0	2	0	0	0	0	0	0	0	0	0	2
10:15	1	0	0	1	0	0	0	0	0	0	0	0	0	2
10:30	0	0	1	1	0	0	0	0	0	0	0	0	0	2
10:45	0	1	0	0	0	0	0	0	0	0	0	0	0	1
11:00	0	0	0	1	0	0	0	0	0	0	0	0	0	1
11:15	0	1	1	2	0	0	0	0	0	0	0	0	0	4
11:30	0	0	2	0	1	0	0	0	0	0	0	0	0	3
11:45	0	0	0	0	1	0	0	0	0	0	0	0	0	1
12:00 PM	1	0	0	0	0	0	0	0	0	0	0	0	0	1
12:15	2	0	3	1	0	0	0	0	0	0	0	0	0	6
12:30	0	0	0	0	0	0	0	0	0	0	0	0	0	0
12:45	0	0	0	3	0	0	0	0	0	0	0	0	0	3
13:00	0	0	2	0	0	0	0	0	0	0	0	0	0	2
13:15	1	0	0	4	1	0	0	0	0	0	0	0	0	6
13:30	1	0	0	0	1	0	0	0	0	0	0	0	0	2
13:45	0	0	0	1	1	0	0	0	0	0	0	0	0	2
14:00	1	1	2	3	0	0	0	0	0	0	0	0	0	7
14:15	0	0	0	0	1	0	0	0	0	0	0	0	0	1
14:30	1	1	0	1	0	0	0	0	0	0	0	0	0	3
14:45	0	0	3	3	0	0	0	0	0	0	0	0	0	6
15:00	1	0	0	1	2	0	0	0	0	0	0	0	0	4
15:15	0	0	3	0	2	0	0	0	0	0	0	0	0	5
15:30	0	0	0	1	0	0	0	0	0	0	0	0	0	1
15:45	2	0	5	4	2	0	0	0	0	0	0	0	0	13
16:00	0	0	2	0	0	1	0	0	0	0	0	0	0	3
16:15	1	3	2	1	0	0	0	0	0	0	0	0	0	7
16:30	0	0	1	1	0	0	0	0	0	0	0	0	0	2
16:45	1	0	3	2	0	0	0	0	0	0	0	0	0	6
17:00	0	1	4	1	0	0	0	0	0	0	0	0	0	6
17:15	0	1	4	3	0	0	0	0	0	0	0	0	0	8
17:30	0	0	0	3	0	0	0	0	0	0	0	0	0	3
17:45	0	0	0	0	0	0	0	0	0	0	0	0	0	0
18:00	0	1	4	2	0	0	0	0	0	0	0	0	0	7
18:15	0	1	2	1	0	0	0	0	0	0	0	0	0	4
18:30	0	1	3	1	1	0	0	0	0	0	0	0	0	6
18:45	0	0	0	2	0	0	0	0	0	0	0	0	0	2
19:00	0	0	2	0	0	0	0	0	0	0	0	0	0	2
19:15	0	3	1	2	0	0	0	0	0	0	0	0	0	6
19:30	0	0	2	0	0	0	0	0	0	0	0	0	0	2
19:45	2	0	3	2	1	0	0	0	0	0	0	0	0	8
20:00	0	3	1	0	0	0	0	0	0	0	0	0	0	4
20:15	0	0	1	1	0	0	0	0	0	0	0	0	0	2
20:30	0	1	3	1	0	0	0	0	0	0	0	0	0	5
20:45	1	0	1	4	0	0	0	0	0	0	0	0	0	6
21:00	0	0	0	2	0	0	0	0	0	0	0	0	0	2
21:15	0	0	0	0	0	0	0	0	0	0	0	0	0	0
21:30	0	0	0	0	0	0	0	0	0	0	0	0	0	0
21:45	0	0	0	0	0	0	0	0	0	0	0	0	0	0
22:00	0	0	2	0	0	0	0	0	0	0	0	0	0	2
22:15	0	1	0	0	0	0	0	0	0	0	0	0	0	1
22:30	0	0	1	2	0	0	0	0	0	0	0	0	0	3
22:45	0	0	0	0	0	0	0	0	0	0	0	0	0	0
23:00	0	1	0	1	0	0	0	0	0	0	0	0	0	2
23:15	0	0	0	0	0	0	0	0	0	0	0	0	0	0
23:30	0	0	0	0	0	0	0	0	0	0	0	0	0	0
23:45	0	0	0	1	0	0	0	0	0	0	0	0	0	1
<b>Totals</b>	<b>19</b>	<b>26</b>	<b>80</b>	<b>81</b>	<b>17</b>	<b>1</b>	<b>1</b>							<b>225</b>
% of Totals	8%	12%	36%	36%	8%	0%	0%							100%

AM Peak Hour	Volume	%	NOON 12-2	Volume	%	PM 4-6	Volume	%	Off Peak Volumes	Volume	%
AM Peak Hour	7	21%	NOON 12-2	22	8%	PM 4-6	35	16%	Off Peak Volumes	138	61%
PM Peak Hour	12	36%	NOON 12-2	22	10%	PM 4-6	35	16%	Off Peak Volumes	138	61%
Directional Peak Periods	AM 7-9		NOON 12-2		PM 4-6		Off Peak Volumes				
All Classes	Volume	%	Volume	%	Volume	%	Volume	%			
	30	13%	22	10%	35	16%	138	61%			

Street Name	Direction	15th	50th	Average	85th	95th	ADT
SW 89th Ave	North Bound	18	24	24	29	32	225
SW 89th Ave	South Bound	20	25	24	30	34	210

South Bound

Time	< 15	15 - 19	20 - 24	25 - 29	30 - 34	35 - 39	40 - 44	45 - 49	50 - 54	55 - 59	60 - 64	65 - 69	70 +	Total
00:00 AM	0	0	0	0	0	0	0	0	0	0	0	0	0	0
00:15	0	0	0	0	0	0	0	0	0	0	0	0	0	0
00:30	0	0	0	0	0	0	0	0	0	0	0	0	0	0
00:45	0	0	0	0	0	0	0	0	0	0	0	0	0	0
01:00	0	0	0	0	0	0	0	0	0	0	0	0	0	0
01:15	0	0	0	0	0	0	0	0	0	0	0	0	0	0
01:30	0	0	0	0	0	0	0	0	0	0	0	0	0	0
01:45	0	0	0	0	0	0	0	0	0	0	0	0	0	0
02:00	0	0	0	0	0	0	0	0	0	0	0	0	0	0
02:15	0	0	0	0	0	0	0	0	0	0	0	0	0	0
02:30	0	0	0	0	0	0	0	0	0	0	0	0	0	0
02:45	0	0	0	0	0	0	0	0	0	0	0	0	0	0
03:00	1	0	0	0	0	0	0	0	0	0	0	0	0	1
03:15	0	0	0	0	0	0	0	0	0	0	0	0	0	0
03:30	0	0	0	0	0	0	0	0	0	0	0	0	0	0
03:45	0	0	0	0	0	0	0	0	0	0	0	0	0	0
04:00	0	0	0	0	0	0	0	0	0	0	0	0	0	0
04:15	0	0	0	0	0	0	0	0	0	0	0	0	0	0
04:30	0	0	0	1	0	0	0	0	0	0	0	0	0	1
04:45	0	0	0	0	0	0	0	0	0	0	0	0	0	0
05:00	0	0	0	0	0	0	0	0	0	0	0	0	0	0
05:15	0	0	0	0	0	0	0	0	0	0	0	0	0	0
05:30	0	0	0	0	0	0	0	0	0	0	0	0	0	0
05:45	0	0	0	0	0	0	0	0	0	0	0	0	0	0
06:00	0	0	2	2	0	0	0	0	0	0	0	0	0	4
06:15	0	1	1	3	0	0	0	0	0	0	0	0	0	5
06:30	0	0	0	1	0	0	0	0	0	0	0	0	0	1
06:45	1	0	1	0	1	0	0	0	0	0	0	0	0	3
07:00	1	0	0	5	0	1	0	0	0	0	0	0	0	7
07:15	0	0	2	2	2	0	0	0	0	0	0	0	0	6
07:30	0	1	2	1	0	0	0	0	0	0	0	0	0	4
07:45	0	0	2	0	2	1	0	0	0	0	0	0	0	5
08:00	0	0	1	1	0	0	0	0	0	0	0	0	0	2
08:15	0	0	1	4	0	0	0	0	0	0	0	0	0	5
08:30	0	0	1	3	1	0	0	0	0	0	0	0	0	5
08:45	0	0	0	4	1	0	0	0	0	0	0	0	0	5
09:00	0	0	3	1	1	0	0	0	0	0	0	0	0	5
09:15	0	1	0	2	0	0	0	0	0	0	0	0	0	3
09:30	0	0	0	1	0	0	0	0	0	0	0	0	0	1
09:45	0	0	1	0	2	0	0	0	0	0	0	0	0	3
10:00	0	0	0	0	0	0	0	0	0	0	0	0	0	0
10:15	0	1	1	0	0	0	0	0	0	0	0	0	0	2
10:30	0	0	0	0	0	0	0	0	0	0	0	0	0	0
10:45	0	0	0	0	0	0	0	0	0	0	0	0	0	0
11:00	0	0	0	0	0	0	0	0	0	0	0	0	0	0
11:15	1	0	1	0	0	0	0	0	0	0	0	0	0	2
11:30	0	0	2	3	0	0	0	0	0	0	0	0	0	5
11:45	0	0	1	1	1	0	0	0	0	0	0	0	0	3
12:00 PM	0	0	1	0	0	0	0	0	0	0	0	0	0	1
12:15	1	0	0	0	0	0	0	0	0	0	0	0	0	1
12:30	0	0	0	1	0	0	0	0	0	0	0	0	0	1
12:45	0	0	0	2	0	0	0	0	0	0	0	0	0	2
13:00	0	0	1	0	0	0	0	0	0	0	0	0	0	1
13:15	0	0	1	0	1	0	0	0	0	0	0	0	0	2
13:30	0	1	1	0	1	0	0	0	0	0	0	0	0	3
13:45	0	0	1	4	0	0	0	0	0	0	0	0	0	5
14:00	1	0	3	2	0	0	0	0	0	0	0	0	0	6
14:15	1	0	1	0	0	0	0	0	0	0	0	0	0	2
14:30	0	0	1	0	0	0	0	0	0	0	0	0	0	1
14:45	0	0	0	4	1	0	0	0	0	0	0	0	0	5
15:00	0	0	0	2	0	1	0	0	0	0	0	0	0	3
15:15	0	0	1	1	1	0	0	0	0	0	0	0	0	3
15:30	0	1	2	2	0	0	0	0	0	0	0	0	0	5
15:45	0	0	0	1	0	0	1	0	0	0	0	0	0	2
16:00	0	0	1	3	0	0	0	0	0	0	0	0	0	4
16:15	0	0	0	0	0	0	0	0	0	0	0	0	0	0
16:30	0	0	0	0	1	0	0	0	0	0	0	0	0	1
16:45	0	0	1	6	0	0	0	0	0	0	0	0	0	7
17:00	0	0	2	4	1	1	0	0	0	0	0	0	0	8
17:15	0	0	1	1	0	0	0	0	0	0	0	0	0	2
17:30	0	1	2	5	1	0	0	0	0	0	0	0	0	9
17:45	1	0	0	5	1	1	0	0	0	0	0	0	0	8
18:00	1	1	2	1	0	0	0	0	0	0	0	0	0	5
18:15	0	1	1	1	0	0	0	0	0	0	0	0	0	3
18:30	0	0	2	0	0	0	0	0	0	0	0	0	0	2
18:45	0	1	1	0	0	0	0	0	0	0	0	0	0	2
19:00	3	1	0	0	0	0	0	0	0	0	0	0	0	4
19:15	0	2	1	2	0	0	0	0	0	0	0	0	0	5
19:30	1	1	2	0	0	0	0	0	0	0	0	0	0	4
19:45	0	1	1	1	0	0	0	0	0	0	0	0	0	3
20:00	0	0	0	1	0	0	0	0	0	0	0	0	0	1
20:15	1	0	1	0	0	0	0	0	0	0	0	0	0	2
20:30	0	0	5	10	1	1	0	0	0	0	0	0	0	17
20:45	0	0	2	0	1	0	0	0	0	0	0	0	0	3
21:00	0	3	0	0	0	0	0	0	0	0	0	0	0	3
21:15	0	0	2	0	0	0	0	0	0	0	0	0	0	2
21:30	0	0	0	0	0	0	0	0	0	0	0	0	0	0
21:45	0	0	1	0	0	0	0	0	0	0	0	0	0	1
22:00	0	0	0	1	0	0	0	0	0	0	0	0	0	1
22:15	0	0	0	0	0	0	0	0	0	0	0	0	0	0
22:30	0	0	0	0	0	0	0	0	0	0	0	0	0	0
22:45	1	0	0	0	0	0	0	0	0	0	0	0	0	1
23:00	0	0	0	0	0	0	0	0	0	0	0	0	0	0
23:15	0	0	0	0	0	0	0	0	0	0	0	0	0	0
23:30	0	0	0	0	0	0	0	0	0	0	0	0	0	0
23:45	0	0	1	0	0	0	0	0	0	0	0	0	0	1
<b>Totals</b>	<b>15</b>	<b>18</b>	<b>70</b>	<b>81</b>	<b>22</b>	<b>3</b>	<b>1</b>							<b>210</b>
% of Totals	7%	9%	33%	39%	10%	1%	0%							100%

AM Peak Hour	Volume	%	NOON 12-2	Volume	%	PM 4-6	Volume	%	Off Peak Volumes	Volume	%
AM Peak Hour	2	1%	NOON 12-2	15	7%	PM 4-6	42	20%	Off Peak Volumes	114	54%
PM Peak Hour	11	5%									
Directional Peak Periods											
All Classes	39	19%									

Street Name	Direction	15th	50th	Average	85th	95th	ADT
SW 89th Ave	North Bound	18	24	24	29	32	225
SW 89th Ave	South Bound	20	25	24	30	34	210

**SPEED**

SW 88th Terrace Bet. SW 51st Pl & SW 52nd St

Day: Wednesday  
Date: 5/17/2023

City: Cooper City  
Project #: FL23\_140259\_049

**Summary**

Time	< 15	15 - 19	20 - 24	25 - 29	30 - 34	35 - 39	40 - 44	45 - 49	50 - 54	55 - 59	60 - 64	65 - 69	70 +	Total
00:00 AM	0	0	0	0	0	0	0	0	0	0	0	0	0	0
00:15	0	0	0	0	0	0	0	0	0	0	0	0	0	0
00:30	0	0	1	0	0	0	0	0	0	0	0	0	0	1
00:45	0	0	0	0	0	0	0	0	0	0	0	0	0	0
01:00	0	0	0	0	0	0	0	0	0	0	0	0	0	0
01:15	0	0	0	0	0	0	0	0	0	0	0	0	0	0
01:30	0	0	0	0	0	0	0	0	0	0	0	0	0	0
01:45	0	0	1	0	0	0	0	0	0	0	0	0	0	1
02:00	0	0	0	0	0	0	0	0	0	0	0	0	0	0
02:15	0	0	2	0	0	0	0	0	0	0	0	0	0	2
02:30	0	0	0	0	0	0	0	0	0	0	0	0	0	0
02:45	0	0	0	0	0	0	0	0	0	0	0	0	0	0
03:00	1	0	0	0	0	0	0	0	0	0	0	0	0	1
03:15	0	0	0	0	0	0	0	0	0	0	0	0	0	0
03:30	0	0	0	0	0	0	0	0	0	0	0	0	0	0
03:45	0	0	0	0	0	0	0	0	0	0	0	0	0	0
04:00	0	0	0	0	0	0	0	0	0	0	0	0	0	0
04:15	0	0	0	0	0	0	0	0	0	0	0	0	0	0
04:30	0	0	0	1	0	0	0	0	0	0	0	0	0	1
04:45	0	0	0	0	0	0	0	0	0	0	0	0	0	0
05:00	0	0	0	0	0	0	0	0	0	0	0	0	0	0
05:15	0	0	0	0	0	0	0	0	0	0	0	0	0	0
05:30	0	0	0	0	0	0	0	0	0	0	0	0	0	0
05:45	0	1	0	0	0	0	0	0	0	0	0	0	0	1
06:00	0	2	2	2	0	0	0	0	0	0	0	0	0	6
06:15	0	1	1	3	0	0	0	0	0	0	0	0	0	5
06:30	0	0	0	2	3	0	0	0	0	0	0	0	0	5
06:45	1	0	1	1	1	0	0	0	0	0	0	0	0	4
07:00	1	1	0	6	0	1	0	0	0	0	0	0	0	9
07:15	0	1	2	4	3	0	0	0	0	0	0	0	0	10
07:30	1	1	4	2	1	0	1	0	0	0	0	0	0	10
07:45	2	0	3	1	2	1	0	0	0	0	0	0	0	9
08:00	0	0	2	3	1	0	0	0	0	0	0	0	0	6
08:15	0	0	5	6	0	0	0	0	0	0	0	0	0	11
08:30	0	0	1	4	1	0	0	0	0	0	0	0	0	6
08:45	0	0	1	6	1	0	0	0	0	0	0	0	0	8
09:00	0	0	5	1	2	0	0	0	0	0	0	0	0	8
09:15	0	1	3	3	0	0	0	0	0	0	0	0	0	7
09:30	0	0	0	1	0	0	0	0	0	0	0	0	0	1
09:45	0	0	2	0	2	0	0	0	0	0	0	0	0	4
10:00	0	0	0	2	0	0	0	0	0	0	0	0	0	2
10:15	1	1	1	1	0	0	0	0	0	0	0	0	0	4
10:30	0	0	1	1	0	0	0	0	0	0	0	0	0	2
10:45	0	1	1	0	0	0	0	0	0	0	0	0	0	2
11:00	0	0	0	1	0	0	0	0	0	0	0	0	0	1
11:15	1	1	2	2	0	0	0	0	0	0	0	0	0	6
11:30	0	0	4	3	1	0	0	0	0	0	0	0	0	8
11:45	0	0	1	1	2	0	0	0	0	0	0	0	0	4
12:00 PM	1	0	1	0	0	0	0	0	0	0	0	0	0	2
12:15	3	0	3	1	0	0	0	0	0	0	0	0	0	7
12:30	0	0	0	1	0	0	0	0	0	0	0	0	0	1
12:45	0	0	0	5	0	0	0	0	0	0	0	0	0	5
13:00	0	0	3	0	0	0	0	0	0	0	0	0	0	3
13:15	1	0	1	4	2	0	0	0	0	0	0	0	0	8
13:30	1	1	1	1	0	1	0	0	0	0	0	0	0	6
13:45	0	0	1	5	1	0	0	0	0	0	0	0	0	7
14:00	2	1	5	5	0	0	0	0	0	0	0	0	0	13
14:15	1	0	1	0	1	0	0	0	0	0	0	0	0	3
14:30	1	1	1	1	0	0	0	0	0	0	0	0	0	4
14:45	0	0	3	7	1	0	0	0	0	0	0	0	0	11
15:00	1	0	3	8	2	1	0	0	0	0	0	0	0	15
15:15	0	0	4	1	3	0	0	0	0	0	0	0	0	8
15:30	0	1	2	3	0	0	0	0	0	0	0	0	0	6
15:45	2	0	5	5	2	0	1	0	0	0	0	0	0	15
16:00	0	0	3	3	0	1	0	0	0	0	0	0	0	7
16:15	1	3	2	2	1	0	0	0	0	0	0	0	0	9
16:30	0	0	2	1	1	0	0	0	0	0	0	0	0	4
16:45	1	0	4	8	0	0	0	0	0	0	0	0	0	13
17:00	0	1	6	5	1	1	0	0	0	0	0	0	0	14
17:15	0	1	5	4	0	0	0	0	0	0	0	0	0	10
17:30	0	1	2	8	1	1	0	0	0	0	0	0	0	12
17:45	1	0	5	5	1	0	0	0	0	0	0	0	0	8
18:00	1	2	6	3	0	0	0	0	0	0	0	0	0	12
18:15	0	2	3	2	0	0	0	0	0	0	0	0	0	7
18:30	0	1	5	1	1	0	0	0	0	0	0	0	0	8
18:45	0	1	1	2	0	0	0	0	0	0	0	0	0	4
19:00	3	1	2	0	0	0	0	0	0	0	0	0	0	6
19:15	0	5	2	4	0	0	0	0	0	0	0	0	0	11
19:30	1	1	4	0	0	0	0	0	0	0	0	0	0	6
19:45	2	1	4	3	1	0	0	0	0	0	0	0	0	11
20:00	0	3	1	1	0	0	0	0	0	0	0	0	0	5
20:15	1	0	2	1	0	0	0	0	0	0	0	0	0	4
20:30	0	1	2	4	0	0	0	0	0	0	0	0	0	7
20:45	1	0	3	4	1	0	0	0	0	0	0	0	0	9
21:00	0	3	0	2	0	0	0	0	0	0	0	0	0	5
21:15	0	0	2	0	0	0	0	0	0	0	0	0	0	2
21:30	0	0	0	0	0	0	0	0	0	0	0	0	0	0
21:45	0	0	1	0	0	0	0	0	0	0	0	0	0	1
22:00	0	0	2	1	0	0	0	0	0	0	0	0	0	3
22:15	0	1	0	0	0	0	0	0	0	0	0	0	0	1
22:30	0	0	1	2	0	0	0	0	0	0	0	0	0	3
22:45	1	0	0	0	0	0	0	0	0	0	0	0	0	1
23:00	0	1	0	1	0	0	0	0	0	0	0	0	0	2
23:15	0	0	0	0	0	0	0	0	0	0	0	0	0	0
23:30	0	0	0	0	0	0	0	0	0	0	0	0	0	0
23:45	0	0	1	1	0	0	0	0	0	0	0	0	0	2
<b>Totals</b>	<b>34</b>	<b>44</b>	<b>150</b>	<b>162</b>	<b>39</b>	<b>4</b>	<b>2</b>							<b>435</b>
<b>% of Totals</b>	<b>8%</b>	<b>10%</b>	<b>34%</b>	<b>37%</b>	<b>9%</b>	<b>1%</b>	<b>0%</b>							<b>100%</b>

<b>AM Volumes</b>	8	13	45	57	20	2	1	0	0	0	0	0	0	144
<b>% AM</b>	2%	3%	10%	13%	5%	0%	0%	0%	0%	0%	0%	0%	0%	33%
<b>AM Peak Hour</b>	07:00	05:30	07:30	08:00	06:30	07:00	06:45							07:00
<b>Volume</b>	4	4	14	13	7	2	1							33
<b>PM Volumes</b>	26	33	103	100	19	2	1	0	0	0	0	0	0	291
<b>% PM</b>	6%	8%	24%	24%	4%	0%	0%							67%
<b>PM Peak Hour</b>	19:00	19:15	17:45	16:45	15:00	15:15	15:00							16:45
<b>Volume</b>	6	10	25	25	6	1	1							49
<b>Directional Peak Periods</b>	<b>AM 7-9</b>			<b>NOON 12-2</b>			<b>PM 4-6</b>			<b>Off Peak Volumes</b>				
<b>All Classes</b>	Volume	%		Volume	%		Volume	%		Volume	%			
	69	16%		37	9%		77	18%		252	58%			

Street Name	Direction	Percentiles					
		15th	50th	Average	85th	95th	ADT
SW 89th Ave	Summary	19	25	24	29	33	435

# SPEED

SW 88th Terrace Bet. SW 51st Pl & SW 52nd St

Day: Wednesday

Date: 5/17/2023

City: Cooper City

Project #: FL23\_140259\_049n

## North Bound

Time	< 15	15 - 19	20 - 24	25 - 29	30 - 34	35 - 39	40 - 44	45 - 49	50 - 54	55 - 59	60 - 64	65 - 69	70 +	Total
00:00 AM	0	0	1	0	0	0	0	0	0	0	0	0	0	1
01:00	0	0	1	0	0	0	0	0	0	0	0	0	0	1
02:00	0	0	0	0	0	0	0	0	0	0	0	0	0	0
03:00	0	0	0	0	0	0	0	0	0	0	0	0	0	0
04:00	0	0	0	0	0	0	0	0	0	0	0	0	0	0
05:00	0	1	0	0	0	0	0	0	0	0	0	0	0	1
06:00	0	2	0	2	2	0	0	0	0	0	0	0	0	6
07:00	3	2	3	5	2	0	1	0	0	0	0	0	0	16
08:00	0	0	6	7	1	0	0	0	0	0	0	0	0	14
09:00	0	0	6	1	1	0	0	0	0	0	0	0	0	8
10:00	1	1	1	4	0	0	0	0	0	0	0	0	0	7
11:00	0	1	3	3	2	0	0	0	0	0	0	0	0	9
12:00 PM	3	0	3	4	0	0	0	0	0	0	0	0	0	10
13:00	2	0	2	6	2	0	0	0	0	0	0	0	0	12
14:00	2	2	5	7	1	0	0	0	0	0	0	0	0	17
15:00	3	0	9	7	4	0	0	0	0	0	0	0	0	23
16:00	2	3	8	4	0	1	0	0	0	0	0	0	0	18
17:00	0	2	8	7	0	0	0	0	0	0	0	0	0	17
18:00	0	3	9	6	1	0	0	0	0	0	0	0	0	19
19:00	2	3	8	4	1	0	0	0	0	0	0	0	0	18
20:00	1	4	4	8	0	0	0	0	0	0	0	0	0	17
21:00	0	0	0	2	0	0	0	0	0	0	0	0	0	2
22:00	0	1	3	2	0	0	0	0	0	0	0	0	0	6
23:00	0	1	0	2	0	0	0	0	0	0	0	0	0	3
<b>Totals</b>	<b>19</b>	<b>26</b>	<b>80</b>	<b>81</b>	<b>17</b>	<b>1</b>	<b>1</b>							<b>225</b>
<b>% of Totals</b>	<b>8%</b>	<b>12%</b>	<b>36%</b>	<b>36%</b>	<b>8%</b>	<b>0%</b>	<b>0%</b>							<b>100%</b>

<b>AM Volumes</b>	4	7	21	22	8	0	1	0	0	0	0	0	0	63
<b>% AM</b>	2%	3%	9%	10%	4%		0%							28%
<b>AM Peak Hour</b>	07:00	06:00	08:00	08:00	06:00		07:00							07:00
<b>Volume</b>	3	2	6	7	2		1							16
<b>PM Volumes</b>	15	19	59	59	9	1	0	0	0	0	0	0	0	162
<b>% PM</b>	7%	8%	26%	26%	4%	0%								72%
<b>PM Peak Hour</b>	12:00	20:00	15:00	20:00	15:00	16:00								15:00
<b>Volume</b>	3	4	9	8	4	1								23

Directional Peak Periods All Speeds	AM 7-9		NOON 12-2		PM 4-6		Off Peak Volumes	
	Volume	%	Volume	%	Volume	%	Volume	%
	30	↔ 13%	22	↔ 10%	35	↔ 16%	138	↔ 61%

Street Name	Direction	Percentiles					
		15th	50th	Average	85th	95th	ADT
SW 89th Ave	North Bound	18	24	24	29	32	225
SW 89th Ave	South Bound	20	25	24	30	34	210

# SPEED

SW 88th Terrace Bet. SW 51st Pl & SW 52nd St

Day: Wednesday

Date: 5/17/2023

City: Cooper City

Project #: FL23\_140259\_049s

## South Bound

Time	< 15	15 - 19	20 - 24	25 - 29	30 - 34	35 - 39	40 - 44	45 - 49	50 - 54	55 - 59	60 - 64	65 - 69	70 +	Total
00:00 AM	0	0	0	0	0	0	0	0	0	0	0	0	0	0
01:00	0	0	0	0	0	0	0	0	0	0	0	0	0	0
02:00	0	0	1	0	0	0	0	0	0	0	0	0	0	1
03:00	1	0	0	0	0	0	0	0	0	0	0	0	0	1
04:00	0	0	0	1	0	0	0	0	0	0	0	0	0	1
05:00	0	0	0	0	0	0	0	0	0	0	0	0	0	0
06:00	1	1	4	6	2	0	0	0	0	0	0	0	0	14
07:00	1	1	6	8	4	2	0	0	0	0	0	0	0	22
08:00	0	0	3	12	2	0	0	0	0	0	0	0	0	17
09:00	0	1	4	4	3	0	0	0	0	0	0	0	0	12
10:00	0	1	2	0	0	0	0	0	0	0	0	0	0	3
11:00	1	0	4	4	1	0	0	0	0	0	0	0	0	10
12:00 PM	1	0	1	3	0	0	0	0	0	0	0	0	0	5
13:00	0	1	4	4	1	0	0	0	0	0	0	0	0	10
14:00	2	0	5	6	1	0	0	0	0	0	0	0	0	14
15:00	0	1	5	4	2	0	1	0	0	0	0	0	0	13
16:00	0	0	3	10	2	0	0	0	0	0	0	0	0	15
17:00	1	1	10	11	3	1	0	0	0	0	0	0	0	27
18:00	1	3	6	2	0	0	0	0	0	0	0	0	0	12
19:00	4	5	4	3	0	0	0	0	0	0	0	0	0	16
20:00	1	0	4	2	1	0	0	0	0	0	0	0	0	8
21:00	0	3	3	0	0	0	0	0	0	0	0	0	0	6
22:00	1	0	0	1	0	0	0	0	0	0	0	0	0	2
23:00	0	0	1	0	0	0	0	0	0	0	0	0	0	1
<b>Totals</b>	<b>15</b>	<b>18</b>	<b>70</b>	<b>81</b>	<b>22</b>	<b>3</b>	<b>1</b>							<b>210</b>
<b>% of Totals</b>	<b>7%</b>	<b>9%</b>	<b>33%</b>	<b>39%</b>	<b>10%</b>	<b>1%</b>	<b>0%</b>							<b>100%</b>

<b>AM Volumes</b>	4	4	24	35	12	2	0	0	0	0	0	0	0	81
<b>% AM</b>	2%	2%	11%	17%	6%	1%								39%
<b>AM Peak Hour</b>	03:00	06:00	07:00	08:00	07:00	07:00								07:00
<b>Volume</b>	1	1	6	12	4	2								22
<b>PM Volumes</b>	11	14	46	46	10	1	1	0	0	0	0	0	0	129
<b>% PM</b>	5%	7%	22%	22%	5%	0%	0%							61%
<b>PM Peak Hour</b>	19:00	19:00	17:00	17:00	17:00	17:00	15:00							17:00
<b>Volume</b>	4	5	10	11	3	1	1							27

Directional Peak Periods All Speeds	AM 7-9		NOON 12-2		PM 4-6		Off Peak Volumes	
	Volume	%	Volume	%	Volume	%	Volume	%
	39	↔ 19%	15	↔ 7%	42	↔ 20%	114	↔ 54%

Street Name	Direction	Percentiles					ADT
		15th	50th	Average	85th	95th	
SW 89th Ave	North Bound	18	24	24	29	32	225
SW 89th Ave	South Bound	20	25	24	30	34	210



# SPEED

SW 88th Terrace Bet. SW 51st Pl & SW 52nd St

Day: Wednesday

Date: 5/17/2023

City: Cooper City

Project #: FL23\_140259\_049

## Summary

Time	< 15	15 - 19	20 - 24	25 - 29	30 - 34	35 - 39	40 - 44	45 - 49	50 - 54	55 - 59	60 - 64	65 - 69	70 +	Total
00:00 AM	0	0	1	0	0	0	0	0	0	0	0	0	0	1
01:00	0	0	1	0	0	0	0	0	0	0	0	0	0	1
02:00	0	0	1	0	0	0	0	0	0	0	0	0	0	1
03:00	1	0	0	0	0	0	0	0	0	0	0	0	0	1
04:00	0	0	0	1	0	0	0	0	0	0	0	0	0	1
05:00	0	1	0	0	0	0	0	0	0	0	0	0	0	1
06:00	1	3	4	8	4	0	0	0	0	0	0	0	0	20
07:00	4	3	9	13	6	2	1	0	0	0	0	0	0	38
08:00	0	0	9	19	3	0	0	0	0	0	0	0	0	31
09:00	0	1	10	5	4	0	0	0	0	0	0	0	0	20
10:00	1	2	3	4	0	0	0	0	0	0	0	0	0	10
11:00	1	1	7	7	3	0	0	0	0	0	0	0	0	19
12:00 PM	4	0	4	7	0	0	0	0	0	0	0	0	0	15
13:00	2	1	6	10	3	0	0	0	0	0	0	0	0	22
14:00	4	2	10	13	2	0	0	0	0	0	0	0	0	31
15:00	3	1	14	11	6	0	1	0	0	0	0	0	0	36
16:00	2	3	11	14	2	1	0	0	0	0	0	0	0	33
17:00	1	3	18	18	3	1	0	0	0	0	0	0	0	44
18:00	1	6	15	8	1	0	0	0	0	0	0	0	0	31
19:00	6	8	12	7	1	0	0	0	0	0	0	0	0	34
20:00	2	4	8	10	1	0	0	0	0	0	0	0	0	25
21:00	0	3	3	2	0	0	0	0	0	0	0	0	0	8
22:00	1	1	3	3	0	0	0	0	0	0	0	0	0	8
23:00	0	1	1	2	0	0	0	0	0	0	0	0	0	4
<b>Totals</b>	<b>34</b>	<b>44</b>	<b>150</b>	<b>162</b>	<b>39</b>	<b>4</b>	<b>2</b>							<b>435</b>
<b>% of Totals</b>	<b>8%</b>	<b>10%</b>	<b>34%</b>	<b>37%</b>	<b>9%</b>	<b>1%</b>	<b>0%</b>							<b>100%</b>

<b>AM Volumes</b>	8	11	45	57	20	2	1	0	0	0	0	0	0	144
<b>% AM</b>	2%	3%	10%	13%	5%	0%	0%							33%
<b>AM Peak Hour</b>	07:00	06:00	09:00	08:00	07:00	07:00	07:00							07:00
<b>Volume</b>	4	3	10	19	6	2	1							38
<b>PM Volumes</b>	26	33	105	105	19	2	1	0	0	0	0	0	0	291
<b>% PM</b>	6%	8%	24%	24%	4%	0%	0%							67%
<b>PM Peak Hour</b>	19:00	19:00	17:00	17:00	15:00	16:00	15:00							17:00
<b>Volume</b>	6	8	18	18	6	1	1							44

Directional Peak Periods All Speeds	AM 7-9		NOON 12-2		PM 4-6		Off Peak Volumes	
	Volume	%	Volume	%	Volume	%	Volume	%
	69	↔ 16%	37	↔ 9%	77	↔ 18%	252	↔ 58%

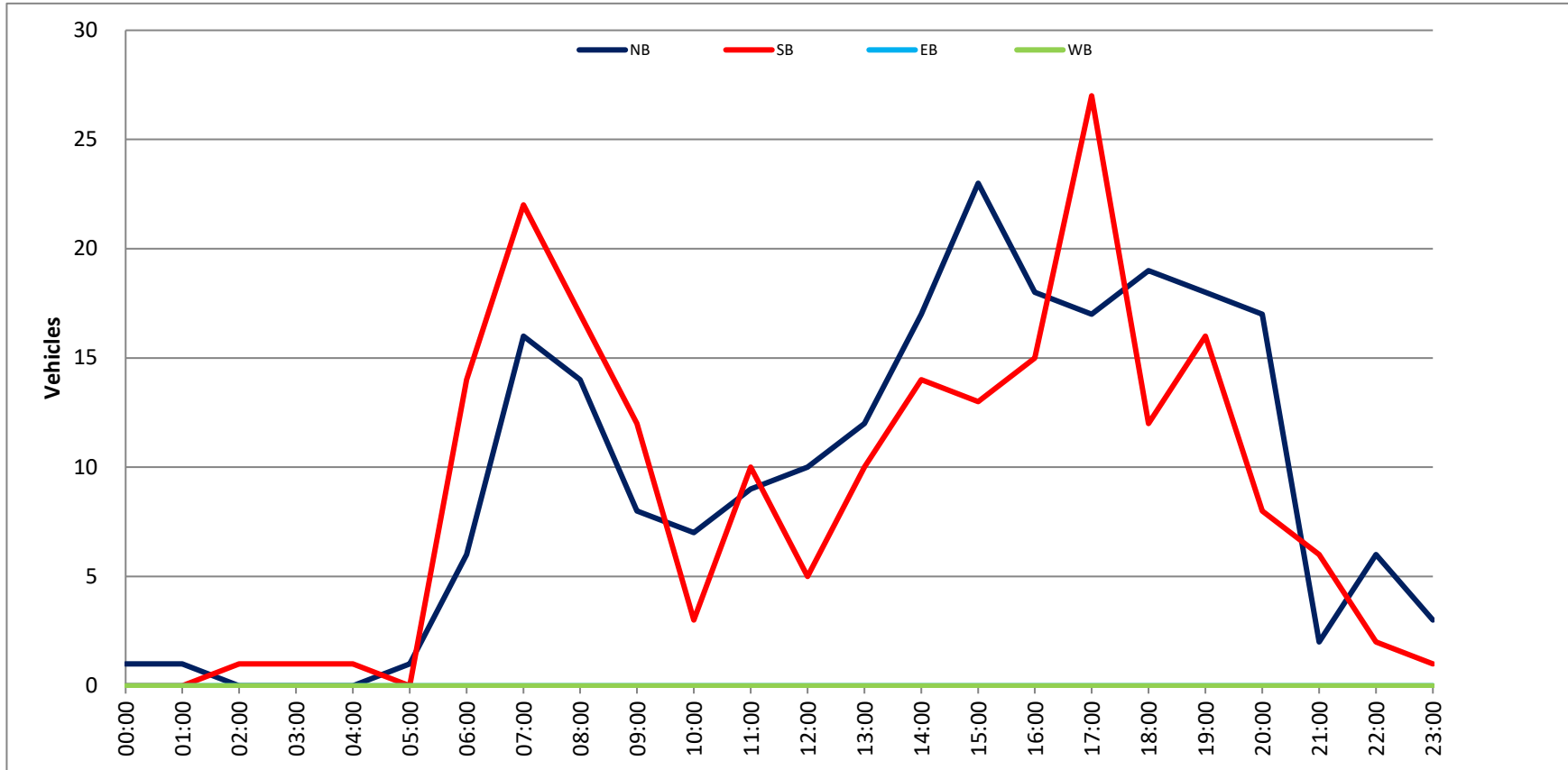
Street Name	Direction	Percentiles					ADT
		15th	50th	Average	85th	95th	
SW 89th Ave	Summary	19	25	24	29	33	435

SW 88th Terrace Bet. SW 51st Pl & SW 52nd St

Day: Wednesday  
 Date: 5/17/2023

City: Cooper City  
 Project #: FL23\_140259\_049

DAILY TOTALS										NB		SB		EB		WB		TOTAL
										225		210		0		0		435
AM Period	NB	SB	EB	WB	TOTAL	PM Period	NB	SB	EB	WB	TOTAL	SPLIT %	TOTAL	SPLIT %	TOTAL			
00:00	0	0	0	0	0	12:00	1	1	1	0	0		2		2			
00:15	0	0	0	0	0	12:15	6	1	1	0	0		7		7			
00:30	1	0	0	0	1	12:30	0	1	1	0	0		1		1			
00:45	0	1	0	0	1	12:45	3	10	2	5	0		5		15			
01:00	0	0	0	0	0	13:00	2	1	1	0	0		3		3			
01:15	0	0	0	0	0	13:15	6	2	2	0	0		8		8			
01:30	0	0	0	0	0	13:30	2	2	2	0	0		4		4			
01:45	1	1	0	0	1	13:45	2	12	5	10	0		7		22			
02:00	0	0	0	0	0	14:00	7	6	6	0	0		13		13			
02:15	0	1	0	0	1	14:15	1	2	2	0	0		3		3			
02:30	0	0	0	0	0	14:30	3	3	1	0	0		4		4			
02:45	0	0	1	0	1	14:45	6	17	5	14	0		11		31			
03:00	0	1	0	0	1	15:00	4	3	3	0	0		7		7			
03:15	0	0	0	0	0	15:15	5	3	3	0	0		8		8			
03:30	0	0	0	0	0	15:30	1	5	5	0	0		6		6			
03:45	0	0	0	0	0	15:45	13	23	2	13	0		15		36			
04:00	0	0	1	0	1	16:00	3	4	4	0	0		7		7			
04:15	0	0	0	0	0	16:15	7	2	2	0	0		9		9			
04:30	0	1	0	0	1	16:30	2	2	2	0	0		4		4			
04:45	0	0	1	0	1	16:45	6	18	7	15	0		13		33			
05:00	0	0	0	0	0	17:00	6	8	8	0	0		14		14			
05:15	0	0	0	0	0	17:15	8	2	2	0	0		10		10			
05:30	0	0	0	0	0	17:30	3	9	9	0	0		12		12			
05:45	1	1	0	0	1	17:45	0	17	8	27	0		8		44			
06:00	2	4	0	0	6	18:00	7	5	5	0	0		12		12			
06:15	0	5	0	0	5	18:15	4	3	3	0	0		7		7			
06:30	3	2	0	0	5	18:30	6	2	2	0	0		8		8			
06:45	1	6	3	0	4	18:45	2	19	2	12	0		4		31			
07:00	2	7	0	0	9	19:00	2	4	4	0	0		6		6			
07:15	4	6	0	0	10	19:15	6	5	5	0	0		11		11			
07:30	6	4	0	0	10	19:30	2	4	4	0	0		6		6			
07:45	4	16	5	0	9	19:45	8	18	3	16	0		11		34			
08:00	4	2	0	0	6	20:00	4	1	1	0	0		5		5			
08:15	6	5	0	0	11	20:15	2	2	2	0	0		4		4			
08:30	1	5	0	0	6	20:30	5	2	2	0	0		7		7			
08:45	3	14	5	0	8	20:45	6	17	3	8	0		9		25			
09:00	3	5	0	0	8	21:00	2	3	3	0	0		5		5			
09:15	4	3	0	0	7	21:15	0	2	2	0	0		2		2			
09:30	0	1	0	0	1	21:30	0	0	0	0	0		0		0			
09:45	1	8	3	0	4	21:45	0	2	1	6	0		1		8			
10:00	2	0	0	0	2	22:00	2	1	1	0	0		3		3			
10:15	2	2	0	0	4	22:15	1	0	0	0	0		1		1			
10:30	2	0	0	0	2	22:30	3	0	0	0	0		3		3			
10:45	1	7	1	0	2	22:45	0	6	1	2	0		1		8			
11:00	1	0	0	0	1	23:00	2	0	0	0	0		2		2			
11:15	4	2	0	0	6	23:15	0	0	0	0	0		0		0			
11:30	3	5	0	0	8	23:30	0	0	0	0	0		0		0			
11:45	1	9	3	0	4	23:45	1	3	1	1	0		2		4			
<b>TOTALS</b>	<b>63</b>	<b>81</b>	<b>33.1%</b>	<b>144</b>	<b>162</b>	<b>129</b>	<b>44.3%</b>	<b>291</b>	<b>66.9%</b>	<b>435</b>								
<b>SPLIT %</b>	<b>43.8%</b>	<b>56.3%</b>																
DAILY TOTALS										NB		SB		EB		WB		Total
AM Peak Hour	07:30	07:00	07:00	07:00	07:00	PM Peak Hour	15:45	17:00	17:00	16:45	16:45		435		16:45			
AM Pk Volume	20	22	0.833	0.950	0.950	PM Pk Volume	25	27	0.750	0.875	0.875		49		49			
PK Hr Factor	0.833	0.786		0.950	0.950	PK Hr Factor	0.481	0.750		0.875	0.875		0.875		0.875			
7 - 9 Volume	30	39	0	0	69	4 - 6 Volume	35	42	0	77	77		16:45		16:45			
7 - 9 Peak Hour	07:30	07:00	0.833	0.950	0.950	4 - 6 Peak Hour	16:45	17:00	0	49	49		49		49			
7 - 9 Pk Volume	20	22	0	0	38	4 - 6 Pk Volume	23	27	0	49	49		49		49			
PK Hr Factor	0.833	0.786	0.950	0.950	0.950	PK Hr Factor	0.719	0.750	0.950	0.875	0.875		0.875		0.875			



North Bound

Time	< 15	15 - 19	20 - 24	25 - 29	30 - 34	35 - 39	40 - 44	45 - 49	50 - 54	55 - 59	60 - 64	65 - 69	70 +	Total
00:00 AM	0	0	0	0	0	0	0	0	0	0	0	0	0	0
00:15	0	0	0	0	0	0	0	0	0	0	0	0	0	0
00:30	0	0	1	0	0	0	0	0	0	0	0	0	0	1
00:45	0	0	1	0	0	0	0	0	0	0	0	0	0	1
01:00	0	0	0	0	0	0	0	0	0	0	0	0	0	0
01:15	0	0	0	0	0	0	0	0	0	0	0	0	0	0
01:30	0	0	0	0	0	0	0	0	0	0	0	0	0	0
01:45	0	0	0	0	0	0	0	0	0	0	0	0	0	0
02:00	0	0	0	0	0	0	0	0	0	0	0	0	0	0
02:15	0	0	0	0	0	0	0	0	0	0	0	0	0	0
02:30	0	0	0	0	0	0	0	0	0	0	0	0	0	0
02:45	0	0	0	0	0	0	0	0	0	0	0	0	0	0
03:00	0	0	1	0	0	0	0	0	0	0	0	0	0	1
03:15	0	0	0	0	0	0	0	0	0	0	0	0	0	0
03:30	0	0	0	0	0	0	0	0	0	0	0	0	0	0
03:45	0	0	0	0	0	0	0	0	0	0	0	0	0	0
04:00	0	0	0	0	0	0	0	0	0	0	0	0	0	0
04:15	0	0	0	0	0	0	0	0	0	0	0	0	0	0
04:30	0	0	0	0	0	0	0	0	0	0	0	0	0	0
04:45	0	0	0	0	0	0	0	0	0	0	0	0	0	0
05:00	0	0	0	0	0	0	0	0	0	0	0	0	0	0
05:15	0	0	0	0	0	0	0	0	0	0	0	0	0	0
05:30	0	0	0	0	0	0	0	0	0	0	0	0	0	0
05:45	0	0	0	0	0	0	0	0	0	0	0	0	0	0
06:00	0	0	0	0	0	0	0	0	0	0	0	0	0	0
06:15	0	1	0	0	0	0	0	0	0	0	0	0	0	1
06:30	0	0	0	0	0	0	0	0	0	0	0	0	0	0
06:45	0	0	1	1	0	0	0	0	0	0	0	0	0	2
07:00	0	1	0	0	0	0	0	0	0	0	0	0	0	1
07:15	0	1	1	0	1	0	0	0	0	0	0	0	0	3
07:30	0	1	3	1	1	0	0	0	0	0	0	0	0	6
07:45	0	0	3	0	0	0	0	0	0	0	0	0	0	3
08:00	0	0	0	0	1	0	0	0	0	0	0	0	0	1
08:15	0	1	0	2	0	0	0	0	0	0	0	0	0	3
08:30	0	0	2	2	0	0	0	0	0	0	0	0	0	4
08:45	0	3	0	0	0	0	0	0	0	0	0	0	0	3
09:00	0	0	0	2	0	0	0	0	0	0	0	0	0	2
09:15	0	0	0	1	0	0	0	0	0	0	0	0	0	1
09:30	0	1	2	0	0	0	0	0	0	0	0	0	0	3
09:45	0	1	2	0	0	0	0	0	0	0	0	0	0	3
10:00	0	1	1	1	0	0	0	0	0	0	0	0	0	3
10:15	0	0	0	0	0	0	0	0	0	0	0	0	0	0
10:30	0	0	1	0	0	0	0	0	0	0	0	0	0	1
10:45	0	0	0	0	0	0	0	0	0	0	0	0	0	0
11:00	0	0	0	2	0	0	0	0	0	0	0	0	0	2
11:15	0	0	1	1	0	0	0	0	0	0	0	0	0	2
11:30	1	1	1	1	1	1	0	0	0	0	0	0	0	6
11:45	0	2	2	0	0	0	0	0	0	0	0	0	0	4
12:00 PM	0	1	1	0	0	0	0	0	0	0	0	0	0	2
12:15	1	0	1	0	0	0	0	0	0	0	0	0	0	3
12:30	0	0	0	1	1	0	0	0	0	0	0	0	0	2
12:45	0	0	1	3	0	0	0	0	0	0	0	0	0	4
13:00	3	1	2	1	0	0	0	0	0	0	0	0	0	7
13:15	0	1	0	1	0	0	0	0	0	0	0	0	0	2
13:30	1	0	2	0	0	0	0	0	0	0	0	0	0	3
13:45	2	0	1	1	0	0	0	0	0	0	0	0	0	4
14:00	0	2	1	1	0	0	0	0	0	0	0	0	0	4
14:15	0	0	0	0	0	0	0	0	0	0	0	0	0	0
14:30	1	1	1	0	0	0	0	0	0	0	0	0	0	3
14:45	0	1	0	1	2	0	0	0	0	0	0	0	0	4
15:00	0	0	0	2	0	0	0	0	0	0	0	0	0	2
15:15	0	0	0	2	1	0	0	0	0	0	0	0	0	3
15:30	0	0	6	3	0	0	0	0	0	0	0	0	0	9
15:45	0	2	0	1	0	0	0	0	0	0	0	0	0	3
16:00	2	0	1	3	0	0	0	0	0	0	0	0	0	6
16:15	0	0	4	3	0	0	0	0	0	0	0	0	0	7
16:30	0	1	1	1	1	0	0	0	0	0	0	0	0	4
16:45	0	0	1	4	0	0	0	0	0	0	0	0	0	5
17:00	2	0	1	0	0	0	0	0	0	0	0	0	0	3
17:15	0	1	1	0	1	0	0	0	0	0	0	0	0	3
17:30	0	0	2	0	0	1	0	0	0	0	0	0	0	3
17:45	0	1	1	0	0	0	0	0	0	0	0	0	0	2
18:00	1	0	2	2	0	0	0	0	0	0	0	0	0	5
18:15	0	0	0	3	1	0	0	0	0	0	0	0	0	4
18:30	0	2	1	0	0	0	0	0	0	0	0	0	0	3
18:45	0	0	0	2	1	0	0	0	0	0	0	0	0	3
19:00	1	0	3	2	0	0	0	0	0	0	0	0	0	6
19:15	0	0	1	1	1	0	0	0	0	0	0	0	0	3
19:30	0	2	1	0	0	0	0	0	0	0	0	0	0	3
19:45	0	1	2	2	0	0	0	0	0	0	0	0	0	5
20:00	1	1	4	0	0	0	0	0	0	0	0	0	0	6
20:15	0	0	0	0	0	0	0	0	0	0	0	0	0	0
20:30	1	2	3	11	11	1	0	0	0	0	0	0	0	15
20:45	0	0	2	2	0	0	0	0	0	0	0	0	0	4
21:00	0	0	1	0	0	0	0	0	0	0	0	0	0	1
21:15	0	0	0	0	0	0	0	0	0	0	0	0	0	0
21:30	0	0	0	1	0	0	0	0	0	0	0	0	0	1
21:45	0	0	0	1	0	0	0	0	0	0	0	0	0	2
22:00	0	0	3	0	0	0	0	0	0	0	0	0	0	3
22:15	0	0	0	0	1	0	0	0	0	0	0	0	0	1
22:30	0	1	0	0	1	0	0	0	0	0	0	0	0	2
22:45	0	0	2	0	0	0	0	0	0	0	0	0	0	2
23:00	0	0	0	0	0	0	0	0	0	0	0	0	0	0
23:15	0	0	0	0	2	1	0	0	0	0	0	0	0	3
23:30	0	0	0	0	0	0	0	0	0	0	0	0	0	0
23:45	0	0	0	0	0	0	0	0	0	0	0	0	0	0
<b>Totals</b>	<b>17</b>	<b>34</b>	<b>73</b>	<b>65</b>	<b>16</b>	<b>2</b>								<b>207</b>
% of Totals	8%	16%	35%	31%	8%	1%								100%

AM Volumes	11	13	21	18	4	1	0	0	0	0	0	0	0	58
% AM	0%	6%	10%	9%	2%	0%								28%
AM Peak Hour	11:30	08:30	06:45	08:15	06:45	10:45								11:30
Volume	2	4	5	1	2	1								11
PM Volumes	16	21	52	47	11	1	0	0	0	0	0	0	0	149
% PM	8%	10%	25%	23%	6%	0%								72%
PM Peak Hour	13:00	14:00	15:30	16:00	14:30	16:45								15:30
Volume	6	4	11	11	3	1								25
<b>Directional Peak Periods</b>	<b>AM 7-9</b>			<b>NOON 12-2</b>			<b>PM 4-6</b>			<b>Off Peak Volumes</b>				
All Classes	Volume	%	Volume	%	Volume	%	Volume	%	Volume	%	Volume	%		
	22	11%	27	13%	33	16%	125	60%						

Street Name	Direction	15th	50th	Average	85th	95th	ADT
SW 89th Ave	North Bound	17	24	23	29	32	207
SW 89th Ave	South Bound	20	26	25	30	34	200

Time	< 15	15 - 19	20 - 24	25 - 29	30 - 34	35 - 39	40 - 44	45 - 49	50 - 54	55 - 59	60 - 64	65 - 69	70 +	Total
00:00 AM	0	0	0	0	0	0	0	0	0	0	0	0	0	0
00:15	0	0	0	0	0	0	0	0	0	0	0	0	0	0
00:30	0	0	0	0	0	0	0	0	0	0	0	0	0	0
00:45	0	0	0	0	0	0	0	0	0	0	0	0	0	0
01:00	0	0	0	0	0	0	0	0	0	0	0	0	0	0
01:15	0	0	0	0	0	0	0	0	0	0	0	0	0	0
01:30	0	0	0	0	0	0	0	0	0	0	0	0	0	0
01:45	0	0	0	0	0	0	0	0	0	0	0	0	0	0
02:00	0	0	0	0	0	0	0	0	0	0	0	0	0	0
02:15	0	0	0	0	0	0	0	0	0	0	0	0	0	0
02:30	0	0	0	0	0	0	0	0	0	0	0	0	0	0
02:45	0	0	0	0	0	0	0	0	0	0	0	0	0	0
03:00	1	0	0	0	0	0	0	0	0	0	0	0	0	1
03:15	0	0	0	0	0	0	0	0	0	0	0	0	0	0
03:30	0	0	0	0	0	0	0	0	0	0	0	0	0	0
03:45	0	0	0	0	0	0	0	0	0	0	0	0	0	0
04:00	0	0	0	0	0	0	0	0	0	0	0	0	0	0
04:15	0	0	0	0	0	0	0	0	0	0	0	0	0	0
04:30	0	0	0	0	0	0	0	0	0	0	0	0	0	0
04:45	0	0	0	0	0	0	0	0	0	0	0	0	0	0
05:00	0	0	0	0	0	0	0	0	0	0	0	0	0	0
05:15	0	0	0	0	0	0	0	0	0	0	0	0	0	0
05:30	1	0	0	0	0	0	0	0	0	0	0	0	0	1
05:45	0	0	0	0	0	0	0	0	0	0	0	0	0	0
06:00	0	1	2	1	0	0	0	0	0	0	0	0	0	4
06:15	0	0	0	1	0	0	0	0	0	0	0	0	0	1
06:30	0	0	0	1	0	0	0	0	0	0	0	0	0	1
06:45	1	0	2	0	1	0	0	0	0	0	0	0	0	4
07:00	0	0	1	4	0	0	0	0	0	0	0	0	0	5
07:15	0	0	2	1	2	0	0	0	0	0	0	0	0	5
07:30	0	1	1	0	1	0	0	0	0	0	0	0	0	3
07:45	0	0	2	3	1	0	0	0	0	0	0	0	0	6
08:00	0	0	1	2	0	0	0	0	0	0	0	0	0	3
08:15	0	0	1	3	0	0	0	0	0	0	0	0	0	4
08:30	0	0	2	1	1	0	0	0	0	0	0	0	0	4
08:45	0	0	0	3	0	0	0	0	0	0	0	0	0	3
09:00	0	0	1	1	0	0	0	0	0	0	0	0	0	2
09:15	1	0	0	0	0	0	0	0	0	0	0	0	0	1
09:30	0	0	0	0	0	0	0	0	0	0	0	0	0	0
09:45	0	0	1	1	1	0	0	0	0	0	0	0	0	3
10:00	1	1	2	0	0	1	0	0	0	0	0	0	0	5
10:15	0	0	0	0	1	0	0	0	0	0	0	0	0	1
10:30	0	0	2	1	0	0	0	0	0	0	0	0	0	3
10:45	0	0	0	1	0	0	0	0	0	0	0	0	0	1
11:00	0	0	0	2	0	0	0	0	0	0	0	0	0	2
11:15	0	0	0	1	0	0	0	0	0	0	0	0	0	1
11:30	0	0	1	1	0	0	0	0	0	0	0	0	0	2
11:45	0	0	0	2	1	0	0	0	0	0	0	0	0	3
12:00 PM	0	0	4	1	1	0	0	0	0	0	0	0	0	6
12:15	0	0	1	0	0	0	0	0	0	0	0	0	0	1
12:30	0	0	0	1	0	0	0	0	0	0	0	0	0	1
12:45	0	2	3	0	0	1	0	0	0	0	0	0	0	6
13:00	2	1	1	2	0	0	0	0	0	0	0	0	0	6
13:15	1	1	1	3	0	0	0	0	0	0	0	0	0	6
13:30	0	0	0	1	0	0	0	0	0	0	0	0	0	1
13:45	1	0	1	0	1	0	0	0	0	0	0	0	0	3
14:00	0	0	3	3	0	0	0	0	0	0	0	0	0	6
14:15	0	0	0	2	0	0	0	0	0	0	0	0	0	2
14:30	1	2	0	0	0	0	0	0	0	0	0	0	0	3
14:45	0	1	2	1	0	0	0	0	0	0	0	0	0	4
15:00	0	1	0	1	0	0	0	0	0	0	0	0	0	2
15:15	0	0	1	2	0	0	0	0	0	0	0	0	0	3
15:30	0	1	2	4	0	0	0	0	0	0	0	0	0	7
15:45	0	1	1	2	0	0	0	0	0	0	0	0	0	4
16:00	0	0	1	0	0	0	0	0	0	0	0	0	0	1
16:15	0	0	0	2	0	0	0	0	0	0	0	0	0	2
16:30	0	0	0	1	1	0	0	0	0	0	0	0	0	2
16:45	1	0	1	4	0	0	0	0	0	0	0	0	0	6
17:00	0	0	2	3	1	0	0	0	0	0	0	0	0	6
17:15	0	0	0	3	0	0	0	0	0	0	0	0	0	3
17:30	0	0	0	0	3	0	0	0	0	0	0	0	0	3
17:45	0	0	3	1	0	2	1	0	0	0	0	0	0	4
18:00	1	0	1	1	2	0	0	0	0	0	0	0	0	5
18:15	0	1	0	1	0	0	0	0	0	0	0	0	0	2
18:30	1	0	0	0	2	0	0	0	0	0	0	0	0	3
18:45	0	0	1	0	1	1	0	0	0	0	0	0	0	3
19:00	0	0	1	0	4	1	0	0	0	0	0	0	0	6
19:15	0	0	0	2	2	0	0	0	0	0	0	0	0	4
19:30	0	0	2	0	0	0	0	0	0	0	0	0	0	2
19:45	0	0	1	0	0	0	0	0	0	0	0	0	0	1
20:00	0	1	0	1	1	0	0	0	0	0	0	0	0	3
20:15	0	0	0	0	0	0	0	0	0	0	0	0	0	0
20:30	0	0	0	0	0	0	0	0	0	0	0	0	0	0
20:45	0	0	0	0	0	0	0	0	0	0	0	0	0	0
21:00	0	0	0	0	0	0	0	0	0	0	0	0	0	0
21:15	0	0	0	0	0	0	0	0	0	0	0	0	0	0
21:30	0	0	0	0	0	0	0	0	0	0	0	0	0	0
21:45	0	0	0	0	0	0	0	0	0	0	0	0	0	0
22:00	0	0	0	0	0	0	0	0	0	0	0	0	0	0
22:15	0	0	0	0	0	0	0	0	0	0	0	0	0	0
22:30	0	0	0	0	0	0	0	0	0	0	0	0	0	0
22:45	0	0	0	1	0	0	0	0	0	0	0	0	0	1
23:00	0	0	0	0	0	0	0	0	0	0	0	0	0	0
23:15	0	0	0	0	0	0	0	0	0	0	0	0	0	0
23:30	0	0	1	0	0	0	0	0	0	0	0	0	0	1
23:45	0	0	0	0	0	0	0	0	0	0	0	0	0	0
<b>Totals</b>	<b>13</b>	<b>16</b>	<b>59</b>	<b>80</b>	<b>28</b>	<b>4</b>								<b>200</b>
% of Totals	7%	8%	30%	40%	14%	2%								100%

Directional Peak Periods	AM 7-9		NOON 12-2		PM 4-6		Off Peak Volumes	
All Classes	Volume	%	Volume	%	Volume	%	Volume	%
	33	17%	30	15%	28	14%	109	55%

Street Name	Direction	Percentiles					
		15th	50th	Average	85th	95th	ADT
SW 89th Ave	North Bound	17	24	23	29	32	207
SW 89th Ave	South Bound	20	26	25	30	34	200

Summary

Time	< 15	15 - 19	20 - 24	25 - 29	30 - 34	35 - 39	40 - 44	45 - 49	50 - 54	55 - 59	60 - 64	65 - 69	70 +	Total
00:00 AM	0	0	0	0	0	0	0	0	0	0	0	0	0	0
00:15	0	0	0	0	0	0	0	0	0	0	0	0	0	0
00:30	0	0	1	0	0	0	0	0	0	0	0	0	0	1
00:45	0	0	1	0	0	0	0	0	0	0	0	0	0	1
01:00	0	0	0	0	0	0	0	0	0	0	0	0	0	0
01:15	0	0	0	0	0	0	0	0	0	0	0	0	0	0
01:30	0	0	0	0	0	0	0	0	0	0	0	0	0	0
01:45	0	0	0	0	0	0	0	0	0	0	0	0	0	0
02:00	0	0	0	0	0	0	0	0	0	0	0	0	0	0
02:15	0	0	0	0	0	0	0	0	0	0	0	0	0	0
02:30	0	0	0	0	0	0	0	0	0	0	0	0	0	0
02:45	0	0	0	0	0	0	0	0	0	0	0	0	0	0
03:00	1	0	1	0	0	0	0	0	0	0	0	0	0	2
03:15	0	0	0	0	0	0	0	0	0	0	0	0	0	0
03:30	0	0	0	0	0	0	0	0	0	0	0	0	0	0
03:45	0	0	0	0	0	0	0	0	0	0	0	0	0	0
04:00	0	0	0	0	0	0	0	0	0	0	0	0	0	0
04:15	0	0	0	0	0	0	0	0	0	0	0	0	0	0
04:30	0	0	0	0	0	0	0	0	0	0	0	0	0	0
04:45	0	0	0	0	0	0	0	0	0	0	0	0	0	0
05:00	0	0	0	0	0	0	0	0	0	0	0	0	0	0
05:15	0	0	0	0	0	0	0	0	0	0	0	0	0	0
05:30	1	0	0	0	0	0	0	0	0	0	0	0	0	1
05:45	0	0	0	0	0	0	0	0	0	0	0	0	0	0
06:00	0	1	2	1	0	0	0	0	0	0	0	0	0	4
06:15	0	1	0	1	0	0	0	0	0	0	0	0	0	2
06:30	0	0	0	0	0	0	0	0	0	0	0	0	0	0
06:45	1	0	3	1	1	0	0	0	0	0	0	0	0	6
07:00	0	1	1	4	0	0	0	0	0	0	0	0	0	6
07:15	0	1	3	1	3	0	0	0	0	0	0	0	0	8
07:30	0	2	4	1	2	0	0	0	0	0	0	0	0	9
07:45	0	0	3	3	1	0	0	0	0	0	0	0	0	7
08:00	0	0	1	3	0	0	0	0	0	0	0	0	0	4
08:15	0	1	1	5	0	0	0	0	0	0	0	0	0	7
08:30	0	0	4	3	1	0	0	0	0	0	0	0	0	8
08:45	0	3	0	3	0	0	0	0	0	0	0	0	0	6
09:00	0	0	1	3	0	0	0	0	0	0	0	0	0	4
09:15	1	0	0	2	0	0	0	0	0	0	0	0	0	3
09:30	0	0	1	2	0	0	0	0	0	0	0	0	0	3
09:45	0	1	3	1	1	0	0	0	0	0	0	0	0	6
10:00	1	2	3	1	0	1	0	0	0	0	0	0	0	8
10:15	0	0	4	0	1	0	0	0	0	0	0	0	0	5
10:30	0	0	3	1	0	0	0	0	0	0	0	0	0	4
10:45	0	0	0	2	0	0	0	0	0	0	0	0	0	2
11:00	0	0	0	4	0	0	0	0	0	0	0	0	0	4
11:15	0	0	1	2	0	0	0	0	0	0	0	0	0	3
11:30	1	1	2	2	1	1	0	0	0	0	0	0	0	8
11:45	0	2	2	2	1	0	0	0	0	0	0	0	0	7
12:00 PM	0	1	5	1	1	0	0	0	0	0	0	0	0	8
12:15	1	0	2	1	0	0	0	0	0	0	0	0	0	4
12:30	0	0	0	2	1	0	0	0	0	0	0	0	0	3
12:45	0	2	4	3	0	1	0	0	0	0	0	0	0	10
13:00	5	2	3	3	0	0	0	0	0	0	0	0	0	13
13:15	1	2	1	4	0	0	0	0	0	0	0	0	0	8
13:30	1	0	2	1	0	0	0	0	0	0	0	0	0	4
13:45	3	0	2	1	1	0	0	0	0	0	0	0	0	7
14:00	0	2	4	4	0	0	0	0	0	0	0	0	0	10
14:15	0	0	0	2	0	0	0	0	0	0	0	0	0	2
14:30	2	3	1	0	0	0	0	0	0	0	0	0	0	6
14:45	0	2	2	2	2	0	0	0	0	0	0	0	0	8
15:00	0	1	0	3	0	0	0	0	0	0	0	0	0	4
15:15	0	0	1	4	1	0	0	0	0	0	0	0	0	6
15:30	0	1	8	7	0	0	0	0	0	0	0	0	0	16
15:45	0	3	1	3	0	0	0	0	0	0	0	0	0	7
16:00	2	0	2	3	0	0	0	0	0	0	0	0	0	7
16:15	0	0	6	3	1	0	0	0	0	0	0	0	0	10
16:30	0	1	1	2	2	0	0	0	0	0	0	0	0	6
16:45	1	0	2	8	0	0	0	0	0	0	0	0	0	11
17:00	2	0	3	3	1	0	0	0	0	0	0	0	0	9
17:15	0	1	1	3	1	0	0	0	0	0	0	0	0	6
17:30	0	0	2	0	3	1	0	0	0	0	0	0	0	6
17:45	0	1	2	0	2	1	0	0	0	0	0	0	0	6
18:00	2	0	3	3	2	0	0	0	0	0	0	0	0	10
18:15	0	1	0	4	1	0	0	0	0	0	0	0	0	6
18:30	1	2	1	0	2	0	0	0	0	0	0	0	0	6
18:45	0	0	1	2	2	1	0	0	0	0	0	0	0	6
19:00	1	1	3	6	1	0	0	0	0	0	0	0	0	12
19:15	0	0	1	3	3	0	0	0	0	0	0	0	0	7
19:30	0	2	3	0	0	0	0	0	0	0	0	0	0	5
19:45	0	1	3	2	0	0	0	0	0	0	0	0	0	6
20:00	1	2	4	1	1	0	0	0	0	0	0	0	0	9
20:15	0	0	0	0	0	0	0	0	0	0	0	0	0	0
20:30	1	2	3	1	1	0	0	0	0	0	0	0	0	6
20:45	0	0	2	2	0	0	0	0	0	0	0	0	0	4
21:00	0	0	1	0	0	0	0	0	0	0	0	0	0	1
21:15	0	0	0	0	0	0	0	0	0	0	0	0	0	0
21:30	0	0	0	1	0	0	0	0	0	0	0	0	0	1
21:45	0	0	0	3	0	0	0	0	0	0	0	0	0	3
22:00	0	0	0	0	0	0	0	0	0	0	0	0	0	0
22:15	0	0	0	0	1	0	0	0	0	0	0	0	0	1
22:30	0	1	0	0	1	0	0	0	0	0	0	0	0	2
22:45	0	0	2	1	0	0	0	0	0	0	0	0	0	3
23:00	0	0	0	0	0	0	0	0	0	0	0	0	0	0
23:15	0	0	0	0	1	0	0	0	0	0	0	0	0	1
23:30	0	0	1	0	0	0	0	0	0	0	0	0	0	1
23:45	0	0	0	0	0	0	0	0	0	0	0	0	0	0
Totals	30	50	132	145	44	6								407
% of Totals	7%	12%	32%	36%	11%	1%								100%

Directional Peak Periods	Volume	%	Volume	%	Volume	%	Volume	%
All Classes	55	14%	57	14%	61	15%	234	57%

Street Name	Direction	15th	50th	Average	85th	95th	ADT
SW 89th Ave	Summary	18	25	24	30	33	407

# SPEED

SW 88th Terrace Bet. SW 51st Pl & SW 52nd St

Day: Thursday  
Date: 5/18/2023

City: Cooper City  
Project #: FL23\_140259\_049n

## North Bound

Time	< 15	15 - 19	20 - 24	25 - 29	30 - 34	35 - 39	40 - 44	45 - 49	50 - 54	55 - 59	60 - 64	65 - 69	70 +	Total
00:00 AM	0	0	2	0	0	0	0	0	0	0	0	0	0	2
01:00	0	0	0	0	0	0	0	0	0	0	0	0	0	0
02:00	0	0	0	0	0	0	0	0	0	0	0	0	0	0
03:00	0	0	1	0	1	0	0	0	0	0	0	0	0	2
04:00	0	0	0	0	0	0	0	0	0	0	0	0	0	0
05:00	0	0	0	0	0	0	0	0	0	0	0	0	0	0
06:00	0	1	1	2	0	0	0	0	0	0	0	0	0	4
07:00	0	3	5	1	2	0	0	0	0	0	0	0	0	11
08:00	0	4	2	5	0	0	0	0	0	0	0	0	0	11
09:00	0	1	3	5	0	0	0	0	0	0	0	0	0	9
10:00	0	1	3	1	0	0	0	0	0	0	0	0	0	5
11:00	1	3	4	4	1	1	0	0	0	0	0	0	0	14
12:00 PM	1	1	3	5	1	0	0	0	0	0	0	0	0	11
13:00	6	2	5	3	0	0	0	0	0	0	0	0	0	16
14:00	1	4	2	2	2	0	0	0	0	0	0	0	0	11
15:00	0	2	6	8	1	0	0	0	0	0	0	0	0	17
16:00	2	1	7	11	1	0	0	0	0	0	0	0	0	22
17:00	2	2	5	0	1	1	0	0	0	0	0	0	0	11
18:00	1	2	3	7	2	0	0	0	0	0	0	0	0	15
19:00	1	3	7	5	1	0	0	0	0	0	0	0	0	17
20:00	2	3	7	2	0	0	0	0	0	0	0	0	0	14
21:00	0	0	2	2	0	0	0	0	0	0	0	0	0	4
22:00	0	1	5	0	2	0	0	0	0	0	0	0	0	8
23:00	0	0	0	2	1	0	0	0	0	0	0	0	0	3
<b>Totals</b>	<b>17</b>	<b>34</b>	<b>73</b>	<b>65</b>	<b>16</b>	<b>2</b>								<b>207</b>
<b>% of Totals</b>	<b>8%</b>	<b>16%</b>	<b>35%</b>	<b>31%</b>	<b>8%</b>	<b>1%</b>								<b>100%</b>

<b>AM Volumes</b>	1	13	21	18	4	1	0	0	0	0	0	0	0	58
<b>% AM</b>	0%	6%	10%	9%	2%	0%								28%
<b>AM Peak Hour</b>	11:00	08:00	07:00	08:00	07:00	11:00								11:00
<b>Volume</b>	1	4	5	5	2	1								14
<b>PM Volumes</b>	16	21	52	47	12	1	0	0	0	0	0	0	0	149
<b>% PM</b>	8%	10%	25%	23%	6%	0%								72%
<b>PM Peak Hour</b>	13:00	14:00	16:00	16:00	14:00	17:00								16:00
<b>Volume</b>	6	4	7	11	2	1								22

Directional Peak Periods All Speeds	AM 7-9		NOON 12-2		PM 4-6		Off Peak Volumes	
	Volume	%	Volume	%	Volume	%	Volume	%
	22	↔ 11%	27	↔ 13%	33	↔ 16%	125	↔ 60%

Street Name	Direction	Percentiles					ADT
		15th	50th	Average	85th	95th	
SW 89th Ave	North Bound	17	24	23	29	32	207
SW 89th Ave	South Bound	20	26	25	30	34	200

# SPEED

## SW 88th Terrace Bet. SW 51st Pl & SW 52nd St

Day: Thursday  
Date: 5/18/2023

City: Cooper City  
Project #: FL23\_140259\_049s

### South Bound

Time	< 15	15 - 19	20 - 24	25 - 29	30 - 34	35 - 39	40 - 44	45 - 49	50 - 54	55 - 59	60 - 64	65 - 69	70 +	Total
00:00 AM	0	0	0	0	0	0	0	0	0	0	0	0	0	0
01:00	0	0	0	0	0	0	0	0	0	0	0	0	0	0
02:00	0	0	0	0	0	0	0	0	0	0	0	0	0	0
03:00	1	0	0	0	0	0	0	0	0	0	0	0	0	1
04:00	0	0	0	0	0	0	0	0	0	0	0	0	0	0
05:00	1	0	0	1	0	0	0	0	0	0	0	0	0	2
06:00	1	1	4	3	1	0	0	0	0	0	0	0	0	10
07:00	0	1	6	8	4	0	0	0	0	0	0	0	0	19
08:00	0	0	4	9	1	0	0	0	0	0	0	0	0	14
09:00	1	0	2	3	1	0	0	0	0	0	0	0	0	7
10:00	1	1	9	2	1	1	0	0	0	0	0	0	0	15
11:00	0	0	1	6	1	0	0	0	0	0	0	0	0	8
12:00 PM	0	2	8	2	1	1	0	0	0	0	0	0	0	14
13:00	4	2	3	6	1	0	0	0	0	0	0	0	0	16
14:00	1	3	5	6	0	0	0	0	0	0	0	0	0	15
15:00	0	3	4	9	0	0	0	0	0	0	0	0	0	16
16:00	1	0	4	5	2	0	0	0	0	0	0	0	0	12
17:00	0	0	3	6	6	1	0	0	0	0	0	0	0	16
18:00	2	1	2	2	5	1	0	0	0	0	0	0	0	13
19:00	0	1	3	6	3	0	0	0	0	0	0	0	0	13
20:00	0	1	0	3	1	0	0	0	0	0	0	0	0	5
21:00	0	0	0	2	0	0	0	0	0	0	0	0	0	2
22:00	0	0	0	1	0	0	0	0	0	0	0	0	0	1
23:00	0	0	1	0	0	0	0	0	0	0	0	0	0	1
<b>Totals</b>	<b>13</b>	<b>16</b>	<b>59</b>	<b>80</b>	<b>28</b>	<b>4</b>								<b>200</b>
<b>% of Totals</b>	<b>7%</b>	<b>8%</b>	<b>30%</b>	<b>40%</b>	<b>14%</b>	<b>2%</b>								<b>100%</b>

<b>AM Volumes</b>	5	3	26	32	9	1	0	0	0	0	0	0	0	76
<b>% AM</b>	3%	2%	13%	16%	5%	1%								38%
<b>AM Peak Hour</b>	03:00	06:00	10:00	08:00	07:00	10:00								07:00
<b>Volume</b>	1	1	9	9	4	1								19
<b>PM Volumes</b>	8	13	33	48	19	3	0	0	0	0	0	0	0	124
<b>% PM</b>	4%	7%	17%	24%	10%	2%								62%
<b>PM Peak Hour</b>	13:00	14:00	12:00	15:00	17:00	12:00								13:00
<b>Volume</b>	4	3	8	9	6	1								16

Directional Peak Periods All Speeds	AM 7-9		NOON 12-2		PM 4-6		Off Peak Volumes	
	Volume	%	Volume	%	Volume	%	Volume	%
	33	↔ 17%	30	↔ 15%	28	↔ 14%	109	↔ 55%

Street Name	Direction	Percentiles					ADT
		15th	50th	Average	85th	95th	
SW 89th Ave	North Bound	17	24	23	29	32	207
SW 89th Ave	South Bound	20	26	25	30	34	200



# SPEED

## SW 88th Terrace Bet. SW 51st Pl & SW 52nd St

Day: Thursday  
Date: 5/18/2023

City: Cooper City  
Project #: FL23\_140259\_049

### Summary

Time	< 15	15 - 19	20 - 24	25 - 29	30 - 34	35 - 39	40 - 44	45 - 49	50 - 54	55 - 59	60 - 64	65 - 69	70 +	Total
00:00 AM	0	0	2	0	0	0	0	0	0	0	0	0	0	2
01:00	0	0	0	0	0	0	0	0	0	0	0	0	0	0
02:00	0	0	0	0	0	0	0	0	0	0	0	0	0	0
03:00	1	0	1	0	1	0	0	0	0	0	0	0	0	3
04:00	0	0	0	0	0	0	0	0	0	0	0	0	0	0
05:00	1	0	0	1	0	0	0	0	0	0	0	0	0	2
06:00	1	2	5	5	1	0	0	0	0	0	0	0	0	14
07:00	0	4	11	9	6	0	0	0	0	0	0	0	0	30
08:00	0	4	6	14	1	0	0	0	0	0	0	0	0	25
09:00	1	1	5	8	1	0	0	0	0	0	0	0	0	16
10:00	1	2	12	3	1	1	0	0	0	0	0	0	0	20
11:00	1	3	5	10	2	1	0	0	0	0	0	0	0	22
12:00 PM	1	3	11	7	2	1	0	0	0	0	0	0	0	25
13:00	10	4	8	9	1	0	0	0	0	0	0	0	0	32
14:00	2	7	7	8	2	0	0	0	0	0	0	0	0	26
15:00	0	5	10	17	1	0	0	0	0	0	0	0	0	33
16:00	3	1	11	16	3	0	0	0	0	0	0	0	0	34
17:00	2	2	8	6	7	2	0	0	0	0	0	0	0	27
18:00	3	3	5	9	7	1	0	0	0	0	0	0	0	28
19:00	1	4	10	11	4	0	0	0	0	0	0	0	0	30
20:00	2	4	7	5	1	0	0	0	0	0	0	0	0	19
21:00	0	0	2	4	0	0	0	0	0	0	0	0	0	6
22:00	0	1	5	1	2	0	0	0	0	0	0	0	0	9
23:00	0	0	1	2	1	0	0	0	0	0	0	0	0	4
<b>Totals</b>	<b>30</b>	<b>50</b>	<b>132</b>	<b>145</b>	<b>44</b>	<b>6</b>								<b>407</b>
<b>% of Totals</b>	<b>7%</b>	<b>12%</b>	<b>32%</b>	<b>36%</b>	<b>11%</b>	<b>1%</b>								<b>100%</b>

<b>AM Volumes</b>	6	16	47	50	13	2	0	0	0	0	0	0	0	134
<b>% AM</b>	1%	4%	12%	12%	3%	0%								33%
<b>AM Peak Hour</b>	03:00	07:00	10:00	08:00	07:00	10:00								07:00
<b>Volume</b>	1	4	12	14	6	1								30
<b>PM Volumes</b>	24	34	85	95	31	4	0	0	0	0	0	0	0	273
<b>% PM</b>	6%	8%	21%	23%	8%	1%								67%
<b>PM Peak Hour</b>	13:00	14:00	12:00	15:00	17:00	17:00								16:00
<b>Volume</b>	10	7	11	17	7	2								34

Directional Peak Periods All Speeds	AM 7-9		NOON 12-2		PM 4-6		Off Peak Volumes	
	Volume	%	Volume	%	Volume	%	Volume	%
	55	↔ 14%	57	↔ 14%	61	↔ 15%	234	↔ 57%

Street Name	Direction	Percentiles					ADT
		15th	50th	Average	85th	95th	
SW 89th Ave	Summary	18	25	24	30	33	407

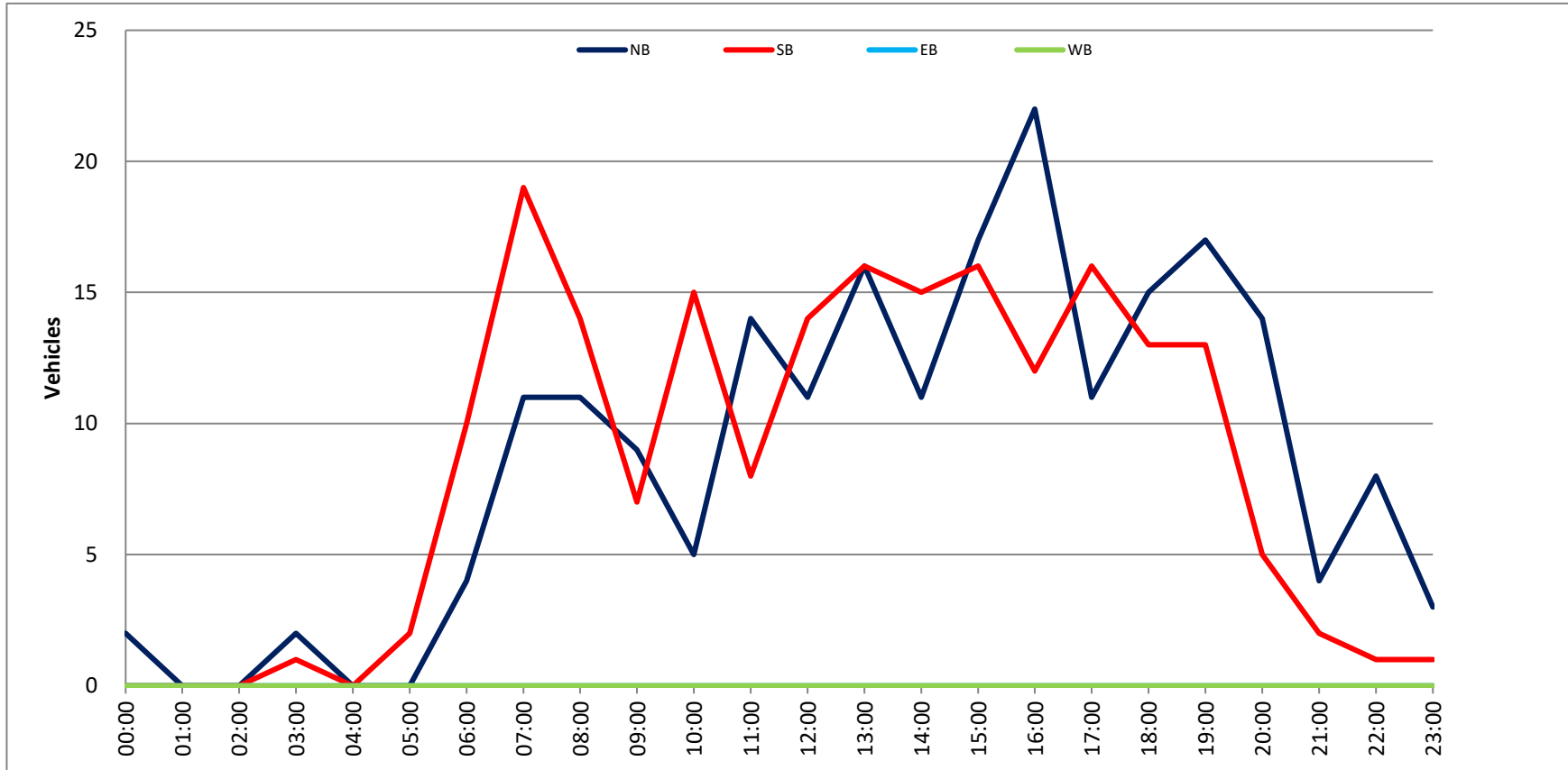
**VOLUME**

SW 88th Terrace Bet. SW 51st Pl & SW 52nd St

Day: Thursday  
Date: 5/18/2023

City: Cooper City  
Project #: FL23\_140259\_049

DAILY TOTALS												Total				
AM Period	NB	SB	EB	WB	TOTAL	PM Period	NB	SB	EB	WB	TOTAL	DAILY TOTALS				
												NB	SB	EB	WB	Total
												207	200	0	0	407
00:00	0	0	0	0	0	12:00	2	6	0	0	0	8				
00:15	0	0	0	0	0	12:15	3	1	0	0	0	4				
00:30	1	0	0	0	0	12:30	2	1	0	0	0	3				
00:45	1	2	0	0	0	12:45	4	11	6	14	0	10		25		
01:00	0	0	0	0	0	13:00	7	6	6	0	0	13		8		
01:15	0	0	0	0	0	13:15	2	6	0	0	0	8		4		
01:30	0	0	0	0	0	13:30	3	1	0	0	0	4		4		
01:45	0	0	0	0	0	13:45	4	16	3	16	0	7		32		
02:00	0	0	0	0	0	14:00	4	6	0	0	0	10		10		
02:15	0	0	0	0	0	14:15	0	2	2	0	0	2		2		
02:30	0	0	0	0	0	14:30	3	3	3	0	0	6		6		
02:45	0	0	0	0	0	14:45	4	11	4	15	0	8		26		
03:00	1	1	0	0	0	15:00	2	2	0	0	0	4		4		
03:15	0	0	0	0	0	15:15	3	3	3	0	0	6		6		
03:30	0	0	0	0	0	15:30	9	7	7	0	0	16		16		
03:45	1	2	0	0	0	15:45	3	17	4	16	0	7		33		
04:00	0	0	0	0	0	16:00	6	1	0	0	0	7		7		
04:15	0	0	0	0	0	16:15	7	3	3	0	0	10		10		
04:30	0	0	0	0	0	16:30	4	2	2	0	0	6		6		
04:45	0	0	0	0	0	16:45	5	22	6	12	0	11		34		
05:00	0	0	0	0	0	17:00	3	6	6	0	0	9		9		
05:15	0	1	0	0	0	17:15	3	3	3	0	0	6		6		
05:30	0	1	0	0	0	17:30	3	3	3	0	0	6		6		
05:45	0	0	2	0	0	17:45	2	11	4	16	0	6		27		
06:00	0	4	0	0	0	18:00	5	5	5	0	0	10		10		
06:15	1	1	0	0	0	18:15	4	2	2	0	0	6		6		
06:30	1	1	0	0	0	18:30	3	3	3	0	0	6		6		
06:45	2	4	0	0	0	18:45	3	15	3	13	0	6		28		
07:00	1	5	0	0	0	19:00	6	6	6	0	0	12		12		
07:15	3	5	0	0	0	19:15	3	4	4	0	0	7		7		
07:30	6	3	0	0	0	19:30	3	2	2	0	0	5		5		
07:45	1	11	6	0	0	19:45	5	17	1	13	0	6		30		
08:00	1	3	0	0	0	20:00	6	3	3	0	0	9		9		
08:15	3	4	0	0	0	20:15	0	0	0	0	0	6		6		
08:30	4	4	0	0	0	20:30	4	2	2	0	0	6		6		
08:45	3	11	3	0	0	20:45	4	14	0	5	0	4		19		
09:00	2	2	0	0	0	21:00	1	0	0	0	0	1		1		
09:15	1	2	0	0	0	21:15	0	0	0	0	0	0		0		
09:30	3	0	0	0	0	21:30	1	0	0	0	0	1		1		
09:45	3	9	3	0	0	21:45	2	4	2	2	0	4		6		
10:00	3	5	0	0	0	22:00	3	0	0	0	0	3		3		
10:15	0	5	0	0	0	22:15	1	0	0	0	0	1		1		
10:30	1	3	0	0	0	22:30	2	0	0	0	0	2		2		
10:45	1	5	2	0	0	22:45	2	8	1	1	0	3		9		
11:00	2	2	0	0	0	23:00	0	0	0	0	0	0		0		
11:15	2	1	0	0	0	23:15	3	0	0	0	0	3		3		
11:30	6	2	0	0	0	23:30	0	1	1	0	0	1		1		
11:45	4	14	3	0	0	23:45	0	3	0	1	0	4		4		
TOTALS	58	76	76	134	32.9%	TOTALS	149	124	54.6%	45.4%	273	67.1%				
SPLIT %	43.3%	56.7%				SPLIT %										
<b>DAILY TOTALS</b>												NB	SB	EB	WB	Total
												207	200	0	0	407
AM Peak Hour	11:30	07:00	07:00	07:00	0.833	PM Peak Hour	15:30	12:30	16:45	0.750	15:30	0.818				
AM Pk Volume	15	19	30	30	0.833	PM Pk Volume	25	19	22	36	16:15	0.625				
PK Hr Factor	0.625	0.792	0.833	0.833		PK Hr Factor	0.694	0.792	0.786	0.750	0.818					
7 - 9 Volume	22	33	0	0	55	4 - 6 Volume	33	28	0	0	61					
7 - 9 Peak Hour	07:00	07:00	0	0	07:00	4 - 6 Peak Hour	16:00	16:45	0	0	16:15					
7 - 9 Pk Volume	11	19	0	0	30	4 - 6 Pk Volume	22	18	0	0	36					
PK Hr Factor	0.458	0.792	0.000	0.000	0.833	PK Hr Factor	0.786	0.750	0.000	0.000	0.818					



Time	< 15	15 - 19	20 - 24	25 - 29	30 - 34	35 - 39	40 - 44	45 - 49	50 - 54	55 - 59	60 - 64	65 - 69	70 +	Total
00:00 AM	0	0	0	0	1	0	0	0	0	0	0	0	0	1
00:15	0	0	1	1	0	0	0	0	0	0	0	0	0	2
00:30	0	0	0	2	0	0	0	0	0	0	0	0	0	2
00:45	0	0	0	1	0	0	0	0	0	0	0	0	0	1
01:00	0	0	0	0	0	0	0	0	0	0	0	0	0	0
01:15	0	0	0	1	0	0	0	0	0	0	0	0	0	1
01:30	0	0	0	0	0	0	0	0	0	0	0	0	0	0
01:45	0	0	0	1	0	0	0	0	0	0	0	0	0	1
02:00	0	0	0	0	1	0	0	0	0	0	0	0	0	1
02:15	0	0	0	0	0	0	0	0	0	0	0	0	0	0
02:30	0	0	0	0	1	0	0	0	0	0	0	0	0	1
02:45	0	0	0	1	0	0	0	0	0	0	0	0	0	1
03:00	0	0	0	0	0	0	0	0	0	0	0	0	0	0
03:15	0	0	0	0	0	0	0	0	0	0	0	0	0	0
03:30	0	0	0	0	0	0	0	0	0	0	0	0	0	0
03:45	0	0	0	0	0	0	0	0	0	0	0	0	0	0
04:00	0	0	0	0	1	0	0	0	0	0	0	0	0	1
04:15	0	0	1	1	0	0	0	0	0	0	0	0	0	2
04:30	0	0	0	0	1	0	0	0	0	0	0	0	0	1
04:45	0	0	0	0	0	1	0	0	0	0	0	0	0	1
05:00	0	0	0	0	0	0	0	0	0	0	0	0	0	0
05:15	0	0	0	0	0	0	0	0	0	0	0	0	0	0
05:30	0	0	0	1	0	1	0	0	0	0	0	0	0	2
05:45	0	0	0	0	0	0	0	0	0	0	0	0	0	0
06:00	0	0	1	2	1	1	0	0	0	0	0	0	0	5
06:15	0	0	0	0	2	0	0	0	0	0	0	0	0	2
06:30	0	0	0	1	2	0	0	0	0	0	0	0	0	3
06:45	0	0	0	2	1	1	0	0	0	0	0	0	0	4
07:00	0	0	2	4	0	0	0	0	0	0	0	0	0	6
07:15	0	1	3	3	2	3	0	0	0	0	0	0	0	12
07:30	0	1	5	10	10	1	0	0	0	0	0	0	0	27
07:45	2	0	4	12	8	2	0	0	0	0	0	0	0	28
08:00	0	0	3	13	5	1	0	0	0	0	0	0	0	22
08:15	0	0	1	4	2	0	0	0	0	0	0	0	0	7
08:30	1	0	0	4	8	0	0	0	0	0	0	0	0	13
08:45	1	2	5	4	5	1	0	0	0	0	0	0	0	18
09:00	0	0	3	10	4	1	1	0	0	0	0	0	0	19
09:15	1	0	3	2	2	0	0	0	0	0	0	0	0	13
09:30	1	0	2	2	2	0	0	0	0	0	0	0	0	9
09:45	1	0	1	3	1	1	0	0	0	0	0	0	0	7
10:00	0	0	2	8	5	0	0	0	0	0	0	0	0	15
10:15	0	1	0	5	4	3	0	0	0	0	0	0	0	13
10:30	0	0	1	4	5	0	0	0	0	0	0	0	0	10
10:45	0	2	1	5	3	1	0	0	0	0	0	0	0	13
11:00	0	0	0	2	7	0	2	0	0	0	0	0	0	11
11:15	0	0	0	8	3	2	0	0	0	0	0	0	0	13
11:30	0	0	0	7	4	3	0	0	0	0	0	0	0	14
11:45	2	0	1	5	3	2	0	0	0	0	0	0	0	13
12:00 PM	0	0	2	4	6	2	0	0	0	0	0	0	0	14
12:15	0	0	0	12	6	0	0	0	0	0	0	0	0	18
12:30	1	0	1	3	6	5	1	0	0	0	0	0	0	17
12:45	0	0	1	5	5	0	0	0	0	0	0	0	0	11
13:00	0	0	0	5	3	2	1	0	0	0	0	0	0	11
13:15	0	0	2	7	5	0	0	0	0	0	0	0	0	14
13:30	0	0	0	4	6	2	1	0	0	0	0	0	0	13
13:45	0	0	2	2	4	0	0	0	0	0	0	0	0	8
14:00	1	0	4	7	14	4	0	0	0	0	0	0	0	30
14:15	1	0	5	10	4	1	1	0	0	0	0	0	0	22
14:30	0	0	4	4	2	3	0	0	0	0	0	0	0	13
14:45	1	1	3	13	9	4	3	0	0	0	0	0	0	34
15:00	1	3	6	12	7	1	0	0	0	0	0	0	0	30
15:15	0	1	1	6	6	0	0	0	0	0	0	0	0	14
15:30	1	6	7	7	4	2	0	0	0	0	0	0	0	27
15:45	0	3	6	15	7	2	0	0	0	0	0	0	0	33
16:00	0	0	0	8	4	3	0	0	0	0	0	0	0	15
16:15	0	1	4	6	5	2	0	0	0	0	0	0	0	18
16:30	0	0	1	9	8	6	0	0	0	0	0	0	0	24
16:45	0	0	3	3	13	1	2	1	0	0	0	0	0	23
17:00	0	1	2	11	17	2	1	0	0	0	0	0	0	34
17:15	1	0	2	16	8	0	0	0	0	0	0	0	0	27
17:30	0	0	0	8	5	1	0	0	0	0	0	0	0	14
17:45	0	0	0	8	8	3	0	0	0	0	0	0	0	21
18:00	1	0	2	8	11	9	1	0	0	0	0	0	0	32
18:15	0	1	6	6	9	2	1	0	0	0	0	0	0	25
18:30	1	1	4	4	14	2	1	0	0	0	0	0	0	27
18:45	0	0	0	3	9	2	0	0	0	0	0	0	0	14
19:00	0	0	0	6	8	2	0	0	0	0	0	0	0	16
19:15	1	1	3	10	4	3	0	0	0	0	0	0	0	22
19:30	1	3	1	7	5	0	2	0	0	0	0	0	0	19
19:45	0	0	1	7	3	0	0	0	0	0	0	0	0	11
20:00	0	0	1	6	0	2	0	0	0	0	0	0	0	9
20:15	1	1	4	5	5	0	1	0	0	0	0	0	0	17
20:30	2	1	3	1	9	1	0	0	0	0	0	0	0	16
20:45	0	0	0	4	2	1	1	0	0	0	0	0	0	8
21:00	1	0	1	3	2	0	0	0	0	0	0	0	0	7
21:15	0	0	4	6	3	4	0	0	0	0	0	0	0	17
21:30	0	0	2	1	4	2	0	0	0	0	0	0	0	9
21:45	0	0	2	2	0	0	1	0	0	0	0	0	0	13
22:00	0	0	2	4	0	1	1	0	0	0	0	0	0	8
22:15	1	0	0	2	1	0	0	0	0	0	0	0	0	4
22:30	0	1	1	3	1	0	0	0	0	0	0	0	0	6
22:45	1	1	2	0	0	0	0	0	0	0	0	0	0	4
23:00	1	3	1	0	0	0	0	0	0	0	0	0	0	5
23:15	0	3	4	1	0	0	0	0	0	0	0	0	0	8
23:30	1	0	4	2	0	0	0	0	0	0	0	0	0	7
23:45	0	3	3	0	0	0	0	0	0	0	0	0	0	6
<b>Totals</b>	<b>28</b>	<b>41</b>	<b>150</b>	<b>417</b>	<b>344</b>	<b>106</b>	<b>22</b>	<b>2</b>						<b>1110</b>
<b>% of Totals</b>	<b>3%</b>	<b>4%</b>	<b>14%</b>	<b>38%</b>	<b>31%</b>	<b>10%</b>	<b>2%</b>	<b>0%</b>						<b>100%</b>

Directional Peak Periods	AM 7-9		NOON 12-2		PM 4-6		Off Peak Volumes	
All Classes	Volume	%	Volume	%	Volume	%	Volume	%
	133	12%	106	10%	176	16%	695	63%

Street Name	Direction	Percentiles					
		15th	50th	Average	85th	95th	ADT
SW 52nd St	East Bound	23	29	29	34	39	1110
SW 52nd St	West Bound	21	25	25	29	33	998

Time	< 15	15 - 19	20 - 24	25 - 29	30 - 34	35 - 39	40 - 44	45 - 49	50 - 54	55 - 59	60 - 64	65 - 69	70 +	Total
00:00 AM	0	0	1	1	0	0	0	0	0	0	0	0	0	2
00:15	0	0	0	1	1	0	0	0	0	0	0	0	0	2
00:30	0	0	1	0	1	0	0	0	0	0	0	0	0	2
00:45	0	0	0	0	0	0	0	0	0	0	0	0	0	0
01:00	0	0	0	0	0	0	0	0	0	0	0	0	0	0
01:15	0	0	0	0	0	0	0	0	0	0	0	0	0	0
01:30	0	0	0	0	0	0	0	0	0	0	0	0	0	0
01:45	0	0	0	0	0	0	0	0	0	0	0	0	0	0
02:00	0	0	0	1	0	0	0	0	0	0	0	0	0	1
02:15	0	0	0	0	0	0	0	0	0	0	0	0	0	0
02:30	0	0	0	0	0	0	0	0	0	0	0	0	0	0
02:45	0	0	0	1	0	0	0	0	0	0	0	0	0	1
03:00	0	0	0	0	0	0	0	0	0	0	0	0	0	0
03:15	0	0	0	0	0	0	0	0	0	0	0	0	0	0
03:30	0	0	0	0	0	0	0	0	0	0	0	0	0	0
03:45	0	1	0	0	0	0	0	0	0	0	0	0	0	1
04:00	0	0	0	1	0	0	0	0	0	0	0	0	0	1
04:15	0	0	1	1	0	0	0	0	0	0	0	0	0	2
04:30	0	0	0	0	0	0	0	0	0	0	0	0	0	0
04:45	0	0	1	0	0	0	0	0	0	0	0	0	0	1
05:00	0	0	0	1	0	0	0	0	0	0	0	0	0	1
05:15	0	0	0	0	1	0	0	0	0	0	0	0	0	1
05:30	0	0	1	4	0	0	0	0	0	0	0	0	0	5
05:45	0	0	5	4	0	0	0	0	0	0	0	0	0	9
06:00	0	0	3	4	2	0	0	0	0	0	0	0	0	9
06:15	0	0	2	1	1	0	0	0	0	0	0	0	0	4
06:30	0	0	0	2	4	1	0	0	0	0	0	0	0	7
06:45	1	0	6	9	0	0	0	0	0	0	0	0	0	16
07:00	1	2	10	8	1	0	0	0	0	0	0	0	0	22
07:15	0	2	22	17	0	0	0	0	0	0	0	0	0	41
07:30	1	2	22	17	3	0	0	0	0	0	0	0	0	45
07:45	0	0	7	15	3	1	0	0	0	0	0	0	0	26
08:00	0	2	8	12	3	0	0	0	0	0	0	0	0	25
08:15	0	2	8	5	3	0	0	0	0	0	0	0	0	18
08:30	3	2	18	6	0	0	0	0	0	0	0	0	0	29
08:45	0	1	10	9	1	0	0	0	0	0	0	0	0	21
09:00	0	0	3	1	2	0	0	0	0	0	0	0	0	6
09:15	0	1	6	6	1	0	0	0	0	0	0	0	0	14
09:30	0	0	3	8	0	0	0	0	0	0	0	0	0	11
09:45	0	0	3	4	1	0	0	0	0	0	0	0	0	8
10:00	0	1	3	2	1	0	0	0	0	0	0	0	0	7
10:15	0	1	2	8	1	0	0	0	0	0	0	0	0	12
10:30	0	1	7	3	3	0	0	0	0	0	0	0	0	14
10:45	0	2	6	8	1	1	0	0	0	0	0	0	0	18
11:00	0	0	5	6	5	0	0	0	0	0	0	0	0	16
11:15	0	0	6	8	3	0	0	0	0	0	0	0	0	17
11:30	1	0	1	5	4	0	0	0	0	0	0	0	0	11
11:45	0	1	5	5	0	0	0	0	0	0	0	0	0	11
12:00 PM	0	1	5	6	1	0	0	0	0	0	0	0	0	13
12:15	0	0	6	1	1	0	0	0	0	0	0	0	0	8
12:30	0	0	4	5	1	0	0	0	0	0	0	0	0	10
12:45	1	0	6	3	1	0	0	0	0	0	0	0	0	11
13:00	1	0	2	10	2	0	0	0	0	0	0	0	0	15
13:15	0	0	4	5	2	0	0	0	0	0	0	0	0	11
13:30	0	0	4	13	1	0	0	0	0	0	0	0	0	18
13:45	0	1	9	9	2	0	0	0	0	0	0	0	0	21
14:00	0	1	4	13	1	0	1	0	0	0	0	0	0	20
14:15	0	0	6	5	0	0	0	0	0	0	0	0	0	11
14:30	0	0	6	4	4	0	0	0	0	0	0	0	0	14
14:45	0	1	7	8	7	0	0	0	0	0	0	0	0	23
15:00	0	1	2	6	2	0	0	0	0	0	0	0	0	11
15:15	0	2	6	7	0	0	0	0	0	0	0	0	0	15
15:30	1	1	15	6	1	0	0	0	0	0	0	0	0	24
15:45	0	0	4	7	0	0	0	0	0	0	0	0	0	11
16:00	1	0	5	4	1	0	0	0	0	0	0	0	0	11
16:15	0	2	4	10	0	1	0	0	0	0	0	0	0	17
16:30	0	0	4	10	1	0	1	0	0	0	0	0	0	16
16:45	0	0	4	10	4	0	0	0	0	0	0	0	0	18
17:00	0	1	7	12	0	0	0	0	0	0	0	0	0	20
17:15	0	3	5	10	3	1	0	0	0	0	0	0	0	22
17:30	0	0	4	10	2	0	0	0	0	0	0	0	0	16
17:45	0	3	6	12	0	0	0	0	0	0	0	0	0	21
18:00	2	1	4	3	1	0	0	0	0	0	0	0	0	11
18:15	1	6	11	1	0	0	0	0	0	0	0	0	0	19
18:30	2	1	8	8	0	0	0	0	0	0	0	0	0	19
18:45	0	1	3	7	1	1	0	0	0	0	0	0	0	13
19:00	1	1	2	4	0	0	0	0	0	0	0	0	0	12
19:15	0	1	5	8	0	0	0	0	0	0	0	0	0	14
19:30	0	0	4	4	1	0	0	0	0	0	0	0	0	9
19:45	0	5	5	2	0	0	0	0	0	0	0	0	0	12
20:00	1	1	3	2	1	0	0	0	0	0	0	0	0	8
20:15	0	1	3	2	0	0	0	0	0	0	0	0	0	6
20:30	1	0	3	2	1	0	0	0	0	0	0	0	0	7
20:45	0	1	4	2	0	0	0	0	0	0	0	0	0	7
21:00	1	0	1	1	0	0	0	0	0	0	0	0	0	3
21:15	1	1	4	3	0	1	0	0	0	0	0	0	0	10
21:30	0	1	0	1	0	0	0	0	0	0	0	0	0	2
21:45	0	0	4	1	0	0	0	0	0	0	0	0	0	6
22:00	0	0	3	1	0	0	0	0	0	0	0	0	0	4
22:15	0	1	0	1	0	0	0	0	0	0	0	0	0	2
22:30	0	0	0	1	0	0	0	0	0	0	0	0	0	1
22:45	1	3	1	0	0	0	0	0	0	0	0	0	0	5
23:00	2	1	1	0	0	0	0	0	0	0	0	0	0	4
23:15	2	2	2	1	0	0	0	0	0	0	0	0	0	5
23:30	1	0	0	2	0	0	0	0	0	0	0	0	0	3
23:45	0	1	1	0	0	0	0	0	0	0	0	0	0	2
<b>Totals</b>	<b>27</b>	<b>62</b>	<b>377</b>	<b>428</b>	<b>50</b>	<b>7</b>	<b>2</b>							<b>998</b>
<b>% of Totals</b>	<b>3%</b>	<b>7%</b>	<b>38%</b>	<b>43%</b>	<b>5%</b>	<b>1%</b>	<b>0%</b>							<b>100%</b>

Directional Peak Periods	AM 7-9		NOON 12-2		PM 4-6		Off Peak Volumes	
All Classes	Volume	%	Volume	%	Volume	%	Volume	%
	227	23%	107	11%	141	14%	523	52%

Street Name	Direction	Percentiles					
		15th	50th	Average	85th	95th	ADT
SW 52nd St	East Bound	23	29	29	34	39	1110
SW 52nd St	West Bound	21	25	25	29	33	998

SPEED

SW 52nd St Bet. SW 90th Ave & SW 89th Terrace

Day: Tuesday  
Date: 5/23/2023

City: Cooper City  
Project #: FL23\_140259\_050

Summary table with columns for Time (00:00 AM to 23:45) and traffic volume counts for 15-minute intervals across various speed ranges (< 15, 15-19, 20-24, 25-29, 30-34, 35-39, 40-44, 45-49, 50-54, 55-59, 60-64, 65-69, 70+). Includes a Totals row at the bottom of the summary section.

Directional Peak Periods table. Rows include AM Volumes, AM Peak Hour, PM Volumes, and PM Peak Hour. Columns show Volume and % for AM 7-9, NOON 12-2, PM 4-6, and Off Peak Volumes.

Percentiles table with columns for Street Name, Direction, 15th, 50th, Average, 85th, 95th, and ADT. Row for SW 52nd St Summary.

**SPEED**

SW 52nd St Bet. SW 90th Ave &amp; SW 89th Terrace

Day: Tuesday  
Date: 5/23/2023City: Cooper City  
Project #: FL23\_140259\_050e**East Bound**

Time	< 15	15 - 19	20 - 24	25 - 29	30 - 34	35 - 39	40 - 44	45 - 49	50 - 54	55 - 59	60 - 64	65 - 69	70 +	Total
00:00 AM	0	0	1	4	1	0	0	0	0	0	0	0	0	6
01:00	0	0	0	2	0	0	0	0	0	0	0	0	0	2
02:00	0	0	0	2	1	0	0	0	0	0	0	0	0	3
03:00	0	0	0	0	0	0	0	0	0	0	0	0	0	0
04:00	0	0	1	1	2	1	0	0	0	0	0	0	0	5
05:00	0	0	0	1	0	1	0	0	0	0	0	0	0	2
06:00	0	0	1	5	6	2	0	0	0	0	0	0	0	14
07:00	2	2	14	29	20	6	0	0	0	0	0	0	0	73
08:00	2	2	9	25	20	2	0	0	0	0	0	0	0	60
09:00	3	0	11	18	9	6	1	0	0	0	0	0	0	48
10:00	0	3	5	22	17	4	0	0	0	0	0	0	0	51
11:00	2	0	1	22	17	7	2	0	0	0	0	0	0	51
12:00 PM	1	0	4	24	23	7	1	0	0	0	0	0	0	60
13:00	0	0	4	18	18	4	2	0	0	0	0	0	0	46
14:00	3	1	16	34	29	12	4	0	0	0	0	0	0	99
15:00	2	13	20	40	24	5	0	0	0	0	0	0	0	104
16:00	0	1	8	26	30	12	2	1	0	0	0	0	0	80
17:00	1	1	6	43	38	6	1	0	0	0	0	0	0	96
18:00	2	2	12	21	43	15	3	0	0	0	0	0	0	98
19:00	2	4	5	32	17	5	2	1	0	0	0	0	0	68
20:00	3	1	6	24	10	4	2	0	0	0	0	0	0	50
21:00	1	0	9	12	17	6	1	0	0	0	0	0	0	46
22:00	2	2	5	9	2	1	1	0	0	0	0	0	0	22
23:00	2	9	12	3	0	0	0	0	0	0	0	0	0	26
<b>Totals</b>	<b>28</b>	<b>41</b>	<b>150</b>	<b>417</b>	<b>344</b>	<b>106</b>	<b>22</b>	<b>2</b>						<b>1110</b>
<b>% of Totals</b>	<b>3%</b>	<b>4%</b>	<b>14%</b>	<b>38%</b>	<b>31%</b>	<b>10%</b>	<b>2%</b>	<b>0%</b>						<b>100%</b>

<b>AM Volumes</b>	9	7	43	131	93	29	3	0	0	0	0	0	0	315
<b>% AM</b>	1%	1%	4%	12%	8%	3%	0%							28%
<b>AM Peak Hour</b>	09:00	10:00	07:00	07:00	07:00	11:00	11:00							07:00
<b>Volume</b>	3	3	14	29	20	7	2							73
<b>PM Volumes</b>	19	34	107	286	251	77	19	2	0	0	0	0	0	795
<b>% PM</b>	2%	3%	10%	26%	23%	7%	2%	0%						72%
<b>PM Peak Hour</b>	14:00	15:00	15:00	17:00	18:00	18:00	14:00	16:00						15:00
<b>Volume</b>	3	13	20	43	43	15	4	1						104
<b>Directional Peak Periods</b>			<b>AM 7-9</b>			<b>NOON 12-2</b>			<b>PM 4-6</b>			<b>Off Peak Volumes</b>		
<b>All Speeds</b>			Volume		%	Volume		%	Volume		%	Volume		%
			133	↔	12%	106	↔	10%	176	↔	16%	695	↔	63%

Street Name	Direction	Percentiles					ADT
		15th	50th	Average	85th	95th	
SW 52nd St	East Bound	23	29	29	34	39	1110
SW 52nd St	West Bound	21	25	25	29	33	998

# SPEED

SW 52nd St Bet. SW 90th Ave & SW 89th Terrace

Day: Tuesday  
Date: 5/23/2023

City: Cooper City  
Project #: FL23\_140259\_050w

## West Bound

Time	< 15	15 - 19	20 - 24	25 - 29	30 - 34	35 - 39	40 - 44	45 - 49	50 - 54	55 - 59	60 - 64	65 - 69	70 +	Total
00:00 AM	0	0	2	2	2	0	0	0	0	0	0	0	0	6
01:00	0	0	0	0	0	0	0	0	0	0	0	0	0	0
02:00	0	0	0	2	0	0	0	0	0	0	0	0	0	2
03:00	0	1	0	0	0	0	0	0	0	0	0	0	0	1
04:00	0	0	2	2	0	0	0	0	0	0	0	0	0	4
05:00	0	0	6	10	0	0	0	0	0	0	0	0	0	16
06:00	1	0	13	18	4	0	0	0	0	0	0	0	0	36
07:00	2	6	61	57	7	1	0	0	0	0	0	0	0	134
08:00	3	7	44	32	7	0	0	0	0	0	0	0	0	93
09:00	0	1	15	19	4	0	0	0	0	0	0	0	0	39
10:00	0	5	18	21	6	1	0	0	0	0	0	0	0	51
11:00	1	1	17	24	12	0	0	0	0	0	0	0	0	55
12:00 PM	1	1	21	15	4	0	0	0	0	0	0	0	0	42
13:00	1	1	19	37	7	0	0	0	0	0	0	0	0	65
14:00	0	2	23	30	12	0	1	0	0	0	0	0	0	68
15:00	1	4	27	26	3	0	0	0	0	0	0	0	0	61
16:00	1	2	17	34	6	1	1	0	0	0	0	0	0	62
17:00	0	7	22	44	5	1	0	0	0	0	0	0	0	79
18:00	5	9	26	19	2	1	0	0	0	0	0	0	0	62
19:00	1	7	16	18	5	0	0	0	0	0	0	0	0	47
20:00	2	3	12	7	4	0	0	0	0	0	0	0	0	28
21:00	2	2	9	6	0	2	0	0	0	0	0	0	0	21
22:00	1	4	4	3	0	0	0	0	0	0	0	0	0	12
23:00	5	4	3	2	0	0	0	0	0	0	0	0	0	14
<b>Totals</b>	<b>27</b>	<b>67</b>	<b>377</b>	<b>428</b>	<b>90</b>	<b>7</b>	<b>2</b>							<b>998</b>
<b>% of Totals</b>	<b>3%</b>	<b>7%</b>	<b>38%</b>	<b>43%</b>	<b>9%</b>	<b>1%</b>	<b>0%</b>							<b>100%</b>

<b>AM Volumes</b>	7	21	178	187	42	2	0	0	0	0	0	0	0	437
<b>% AM</b>	1%	2%	18%	19%	4%	0%								44%
<b>AM Peak Hour</b>	08:00	08:00	07:00	07:00	11:00	07:00								07:00
<b>Volume</b>	3	7	61	57	12	1								134
<b>PM Volumes</b>	20	46	199	241	48	5	2	0	0	0	0	0	0	561
<b>% PM</b>	2%	5%	20%	24%	5%	1%	0%							56%
<b>PM Peak Hour</b>	18:00	18:00	15:00	17:00	14:00	21:00	14:00							17:00
<b>Volume</b>	5	9	27	44	12	2	1							79

Directional Peak Periods All Speeds	AM 7-9		NOON 12-2		PM 4-6		Off Peak Volumes	
	Volume	%	Volume	%	Volume	%	Volume	%
	227	↔ 23%	107	↔ 11%	141	↔ 14%	523	↔ 52%

Street Name	Direction	Percentiles					ADT
		15th	50th	Average	85th	95th	
SW 52nd St	East Bound	23	29	29	34	39	1110
SW 52nd St	West Bound	21	25	25	29	33	998



# SPEED

SW 52nd St Bet. SW 90th Ave & SW 89th Terrace

Day: Tuesday  
Date: 5/23/2023

City: Cooper City  
Project #: FL23\_140259\_050

## Summary

Time	< 15	15 - 19	20 - 24	25 - 29	30 - 34	35 - 39	40 - 44	45 - 49	50 - 54	55 - 59	60 - 64	65 - 69	70 +	Total
00:00 AM	0	0	3	6	3	0	0	0	0	0	0	0	0	12
01:00	0	0	0	2	0	0	0	0	0	0	0	0	0	2
02:00	0	0	0	4	1	0	0	0	0	0	0	0	0	5
03:00	0	1	0	0	0	0	0	0	0	0	0	0	0	1
04:00	0	0	3	3	2	1	0	0	0	0	0	0	0	9
05:00	0	0	6	11	0	1	0	0	0	0	0	0	0	18
06:00	1	0	14	23	10	2	0	0	0	0	0	0	0	50
07:00	4	8	75	86	27	7	0	0	0	0	0	0	0	207
08:00	5	9	53	57	27	2	0	0	0	0	0	0	0	153
09:00	3	1	26	37	13	6	1	0	0	0	0	0	0	87
10:00	0	8	23	43	23	5	0	0	0	0	0	0	0	102
11:00	3	1	18	46	29	7	2	0	0	0	0	0	0	106
12:00 PM	2	1	25	39	27	7	1	0	0	0	0	0	0	102
13:00	1	1	23	55	25	4	2	0	0	0	0	0	0	111
14:00	3	3	39	64	41	12	5	0	0	0	0	0	0	167
15:00	3	17	47	66	27	5	0	0	0	0	0	0	0	165
16:00	1	3	25	60	36	13	3	1	0	0	0	0	0	142
17:00	1	8	28	87	43	7	1	0	0	0	0	0	0	175
18:00	7	11	38	40	45	16	3	0	0	0	0	0	0	160
19:00	3	11	21	50	22	5	2	1	0	0	0	0	0	115
20:00	5	4	18	31	14	4	2	0	0	0	0	0	0	78
21:00	3	2	18	18	17	8	1	0	0	0	0	0	0	67
22:00	3	6	9	12	2	1	1	0	0	0	0	0	0	34
23:00	7	13	15	5	0	0	0	0	0	0	0	0	0	40
<b>Totals</b>	<b>55</b>	<b>108</b>	<b>527</b>	<b>845</b>	<b>434</b>	<b>113</b>	<b>24</b>	<b>2</b>						<b>2108</b>
<b>% of Totals</b>	<b>3%</b>	<b>5%</b>	<b>25%</b>	<b>40%</b>	<b>21%</b>	<b>5%</b>	<b>1%</b>	<b>0%</b>						<b>100%</b>

<b>AM Volumes</b>	16	28	221	318	135	31	3	0	0	0	0	0	0	752
<b>% AM</b>	1%	1%	10%	15%	6%	1%	0%							36%
<b>AM Peak Hour</b>	08:00	08:00	07:00	07:00	11:00	07:00	11:00							07:00
<b>Volume</b>	5	9	75	86	29	7	2							207
<b>PM Volumes</b>	39	80	306	527	299	82	21	2	0	0	0	0	0	1356
<b>% PM</b>	2%	4%	15%	25%	14%	4%	1%	0%						64%
<b>PM Peak Hour</b>	18:00	15:00	15:00	17:00	18:00	18:00	14:00	16:00						17:00
<b>Volume</b>	7	17	47	87	45	16	5	1						175

Directional Peak Periods All Speeds	AM 7-9		NOON 12-2		PM 4-6		Off Peak Volumes	
	Volume	%	Volume	%	Volume	%	Volume	%
	360	↔ 17%	213	↔ 10%	317	↔ 15%	1218	↔ 58%

Street Name	Direction	Percentiles					
		15th	50th	Average	85th	95th	ADT
SW 52nd St	Summary	21	27	27	33	36	2108

**VOLUME**

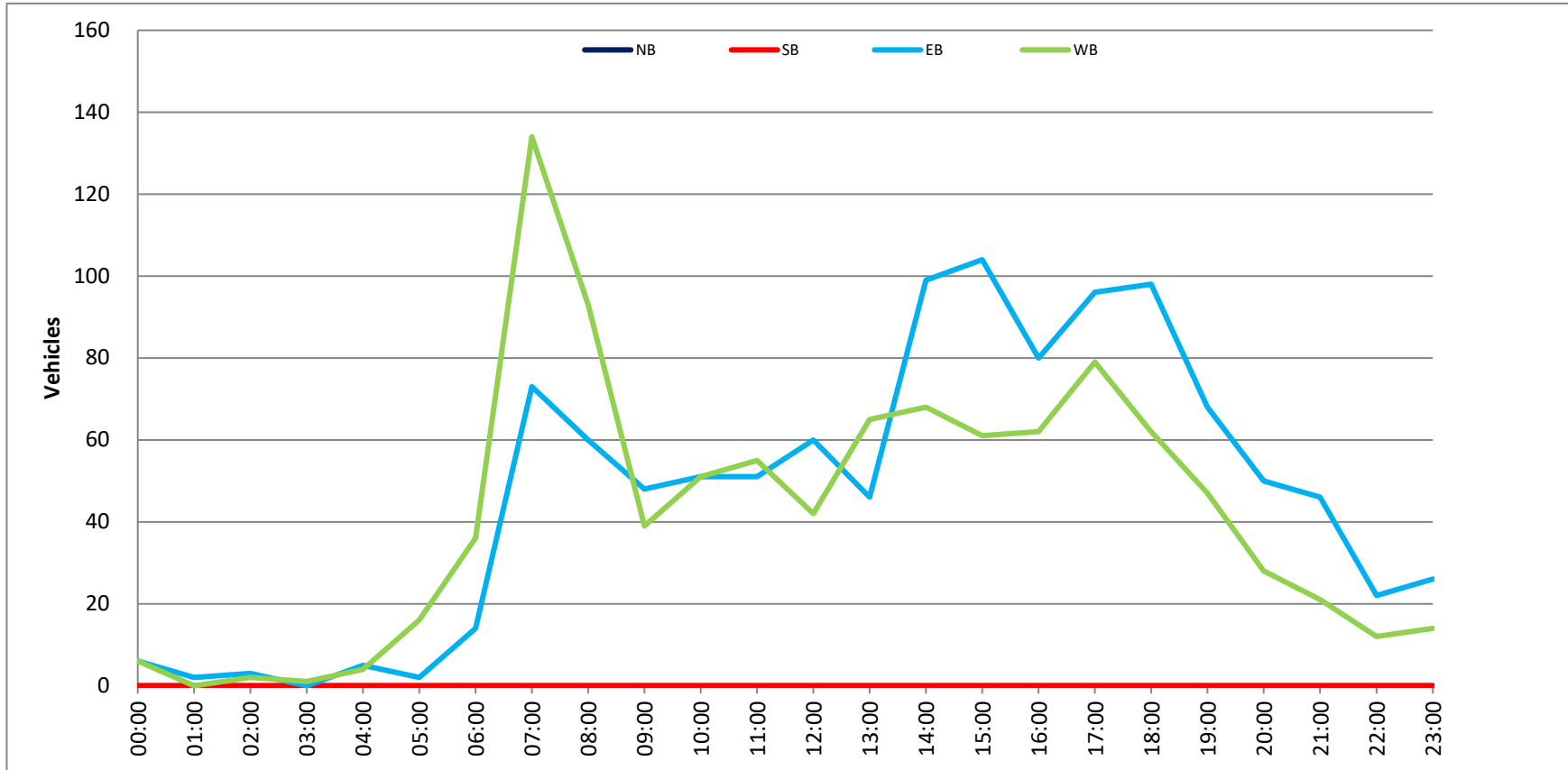
SW 52nd St Bet. SW 90th Ave & SW 89th Terrace

Day: Tuesday  
Date: 5/23/2023

City: Cooper City  
Project #: FL23\_140259\_050

DAILY TOTALS						NB		SB		DAILY TOTALS						EB		WB		TOTAL	
						0		0								1,110		998		2,108	
AM Period	NB	SB	EB	WB	TOTAL	PMI Period	NB	SB	EB	WB	TOTAL	SPLIT %	TOTALS	SPLIT %	TOTALS	SPLIT %	TOTALS	SPLIT %	TOTALS		
00:00	0	0	1	2	3	12:00	0	0	14	13	27										
00:15	0	0	2	2	4	12:15	0	0	18	8	26										
00:30	0	0	2	2	4	12:30	0	0	17	10	27										
00:45	0	0	1	6	7	12:45	0	0	11	60	71										
01:00	0	0	0	0	0	13:00	0	0	11	15	26										
01:15	0	0	1	0	1	13:15	0	0	14	11	25										
01:30	0	0	0	0	0	13:30	0	0	13	18	31										
01:45	0	0	1	2	3	13:45	0	0	8	46	54										
02:00	0	0	1	1	2	14:00	0	0	30	20	50										
02:15	0	0	0	0	0	14:15	0	0	22	11	33										
02:30	0	0	1	1	2	14:30	0	0	13	14	27										
02:45	0	0	1	3	4	14:45	0	0	34	99	133										
03:00	0	0	0	0	0	15:00	0	0	30	11	41										
03:15	0	0	0	0	0	15:15	0	0	14	15	29										
03:30	0	0	0	0	0	15:30	0	0	27	24	51										
03:45	0	0	0	1	1	15:45	0	0	33	104	137										
04:00	0	0	1	1	2	16:00	0	0	15	11	26										
04:15	0	0	2	2	4	16:15	0	0	18	17	35										
04:30	0	0	1	0	1	16:30	0	0	24	16	40										
04:45	0	0	1	5	6	16:45	0	0	23	80	103										
05:00	0	0	0	1	1	17:00	0	0	34	20	54										
05:15	0	0	0	0	0	17:15	0	0	27	22	49										
05:30	0	0	2	5	7	17:30	0	0	14	16	30										
05:45	0	0	0	2	2	17:45	0	0	21	96	117										
06:00	0	0	5	9	14	18:00	0	0	32	11	43										
06:15	0	0	2	4	6	18:15	0	0	25	19	44										
06:30	0	0	3	7	10	18:30	0	0	27	19	46										
06:45	0	0	4	14	18	18:45	0	0	14	98	112										
07:00	0	0	6	22	28	19:00	0	0	16	12	28										
07:15	0	0	12	41	53	19:15	0	0	22	14	36										
07:30	0	0	27	45	72	19:30	0	0	19	9	28										
07:45	0	0	28	73	101	19:45	0	0	11	68	79										
08:00	0	0	22	25	47	20:00	0	0	9	8	17										
08:15	0	0	7	18	25	20:15	0	0	17	6	23										
08:30	0	0	13	29	42	20:30	0	0	16	7	23										
08:45	0	0	18	60	78	20:45	0	0	8	50	58										
09:00	0	0	19	25	44	21:00	0	0	7	3	10										
09:15	0	0	14	14	28	21:15	0	0	17	10	27										
09:30	0	0	9	11	20	21:30	0	0	9	2	11										
09:45	0	0	7	48	55	21:45	0	0	13	46	59										
10:00	0	0	15	7	22	22:00	0	0	8	4	12										
10:15	0	0	13	12	25	22:15	0	0	4	2	6										
10:30	0	0	10	14	24	22:30	0	0	6	1	7										
10:45	0	0	13	51	64	22:45	0	0	4	22	26										
11:00	0	0	11	16	27	23:00	0	0	5	4	9										
11:15	0	0	13	17	30	23:15	0	0	8	5	13										
11:30	0	0	14	11	25	23:30	0	0	7	3	10										
11:45	0	0	13	51	64	23:45	0	0	6	26	32										
TOTALS			41.9%		752	TOTALS			58.6%		1356										
SPLIT %					58.1%	SPLIT %					41.4%										
<b>DAILY TOTALS</b>						NB		SB		<b>DAILY TOTALS</b>						EB		WB		<b>Total</b>	
						0		0								1,110		998		2,108	

AM Peak Hour	07:15	07:15	07:15	07:15	07:15	PMI Peak Hour	16:30	17:00	16:30	17:00
AM Peak Hour	89	137	226	0.795	0.785	PMI Peak Hour	108	79	184	0.852
AM Pk Volume						PM Pk Volume				
Pk Hr Factor	0.795	0.761	0.785			Pk Hr Factor	0.794	0.898	0.852	
7 - 9 Volume	0	0	133 <th>0.715 <th>227 <th>4 - 6 Volume</th> <th>0</th> <th>0</th> <th>176 <th>141 </th></th></th></th>	0.715 <th>227 <th>4 - 6 Volume</th> <th>0</th> <th>0</th> <th>176 <th>141 </th></th></th>	227 <th>4 - 6 Volume</th> <th>0</th> <th>0</th> <th>176 <th>141 </th></th>	4 - 6 Volume	0	0	176 <th>141 </th>	141
7 - 9 Peak Hour						4 - 6 Peak Hour				
7 - 9 Pk Volume	0	0	89	0.795	137	4 - 6 Pk Volume	0	0	108	79
Pk Hr Factor	0.795	0.761	0.785			Pk Hr Factor	0.794	0.898	0.852	



Time	< 15	15 - 19	20 - 24	25 - 29	30 - 34	35 - 39	40 - 44	45 - 49	50 - 54	55 - 59	60 - 64	65 - 69	70 +	Total
00:00 AM	0	1	0	2	0	0	0	0	0	0	0	0	0	3
00:15	0	1	0	1	0	0	0	0	0	0	0	0	0	2
00:30	0	0	0	0	1	0	0	0	0	0	0	0	0	1
00:45	0	0	0	4	0	0	0	0	0	0	0	0	0	4
01:00	0	0	0	0	1	0	0	0	0	0	0	0	0	1
01:15	0	0	0	0	1	0	0	0	0	0	0	0	0	1
01:30	0	0	0	0	0	0	0	0	0	0	0	0	0	0
01:45	0	0	0	0	0	0	0	0	0	0	0	0	0	0
02:00	0	0	0	0	0	0	0	0	0	0	0	0	0	0
02:15	0	0	0	1	1	0	0	0	0	0	0	0	0	2
02:30	0	0	0	0	1	0	0	0	0	0	0	0	0	1
02:45	0	0	0	0	0	0	0	0	0	0	0	0	0	0
03:00	0	0	0	0	0	1	0	0	0	0	0	0	0	1
03:15	0	0	0	0	0	0	0	0	0	0	0	0	0	0
03:30	0	0	0	0	0	0	0	0	0	0	0	0	0	0
03:45	0	0	0	0	0	0	0	0	0	0	0	0	0	0
04:00	0	0	0	0	0	0	0	0	0	0	0	0	0	0
04:15	0	0	0	0	0	0	0	0	0	0	0	0	0	0
04:30	0	0	0	1	0	0	0	0	0	0	0	0	0	1
04:45	0	0	0	0	0	0	0	0	0	0	0	0	0	0
05:00	0	0	2	0	0	0	0	0	0	0	0	0	0	2
05:15	0	0	0	0	1	0	0	0	0	0	0	0	0	1
05:30	0	0	0	1	1	0	0	0	0	0	0	0	0	2
05:45	0	0	0	0	0	0	0	0	0	0	0	0	0	0
06:00	0	1	0	1	1	0	0	0	0	0	0	0	0	3
06:15	0	0	0	0	1	1	0	0	0	0	0	0	0	2
06:30	0	0	0	0	0	0	0	0	0	0	0	0	0	0
06:45	0	0	2	2	1	0	0	0	0	0	0	0	0	5
07:00	0	1	4	4	4	0	0	0	0	0	0	0	0	13
07:15	0	1	4	4	2	0	0	0	0	0	0	0	0	11
07:30	1	1	4	11	7	2	0	0	0	0	0	0	0	26
07:45	1	0	5	9	5	1	1	0	0	0	0	0	0	22
08:00	0	0	3	5	5	4	0	0	0	0	0	0	0	17
08:15	0	1	2	5	5	0	0	0	0	0	0	0	0	13
08:30	2	1	1	7	4	0	1	0	0	0	0	0	0	16
08:45	0	1	3	2	6	2	2	0	0	0	0	0	0	16
09:00	1	1	1	10	11	2	0	0	0	0	0	0	0	26
09:15	0	0	0	1	2	2	0	0	0	0	0	0	0	5
09:30	1	0	0	6	2	0	0	0	0	0	0	0	0	9
09:45	0	0	1	3	1	1	0	0	1	0	0	0	0	7
10:00	0	0	1	3	3	1	1	0	0	0	0	0	0	9
10:15	0	0	2	3	0	3	0	0	0	0	0	0	0	8
10:30	0	3	1	7	3	0	0	0	0	0	0	0	0	14
10:45	0	1	2	3	0	2	0	0	0	0	0	0	0	8
11:00	0	0	3	2	3	0	0	0	0	0	0	0	0	8
11:15	0	1	1	5	3	0	1	0	0	0	0	0	0	12
11:30	0	1	0	3	3	0	0	1	0	0	0	0	0	8
11:45	0	0	2	3	3	0	0	0	0	0	0	0	0	8
12:00 PM	0	1	0	5	6	2	1	0	0	0	0	0	0	14
12:15	0	1	5	5	6	2	0	0	0	0	0	0	0	19
12:30	0	0	1	4	4	2	0	0	0	0	0	0	0	11
12:45	1	0	4	6	8	2	0	0	0	0	0	0	0	21
13:00	0	0	2	8	4	1	0	0	0	0	0	0	0	15
13:15	0	0	1	3	9	2	0	0	0	0	0	0	0	15
13:30	0	0	2	5	4	2	1	0	0	0	0	0	0	14
13:45	0	0	2	3	4	1	0	0	0	0	0	0	0	10
14:00	0	2	9	14	9	4	1	0	0	0	0	0	0	39
14:15	1	2	3	4	9	2	0	0	0	0	0	0	0	21
14:30	0	2	2	7	2	1	0	0	0	0	0	0	0	14
14:45	0	2	6	13	6	4	1	0	0	0	0	0	0	32
15:00	0	5	6	8	4	1	1	0	0	0	0	0	0	25
15:15	1	2	12	4	1	1	0	0	0	0	0	0	0	21
15:30	0	0	1	3	4	0	0	0	0	0	0	0	0	8
15:45	0	3	6	8	1	0	0	0	0	0	0	0	0	18
16:00	0	1	15	8	7	1	0	0	0	0	0	0	0	32
16:15	0	1	8	6	6	3	0	0	0	0	0	0	0	26
16:30	0	1	1	4	7	0	0	0	0	0	0	0	0	13
16:45	0	1	3	5	5	0	0	0	0	0	0	0	0	14
17:00	1	1	4	14	6	4	0	0	0	0	0	0	0	30
17:15	0	0	1	16	10	1	0	0	0	0	0	0	0	28
17:30	1	1	10	9	14	0	1	0	0	0	0	0	0	36
17:45	0	0	0	11	7	6	2	0	0	0	0	0	0	18
18:00	0	2	4	7	9	2	0	0	0	0	0	0	0	24
18:15	0	0	0	6	6	7	0	0	0	0	0	0	0	19
18:30	1	0	0	8	7	3	1	0	0	0	0	0	0	20
18:45	0	0	4	3	2	3	0	0	0	0	0	0	0	12
19:00	1	0	2	5	6	3	0	0	0	0	0	0	0	16
19:15	0	0	1	7	8	4	0	1	1	0	0	0	0	23
19:30	5	2	2	9	4	0	0	0	0	0	0	0	0	22
19:45	1	1	4	8	7	1	0	0	0	0	0	0	0	22
20:00	0	1	3	3	7	1	0	0	0	0	0	0	0	15
20:15	0	0	2	11	1	2	0	0	0	0	0	0	0	16
20:30	0	0	2	4	3	1	0	1	1	0	0	0	0	11
20:45	0	0	1	1	2	0	0	0	0	0	0	0	0	4
21:00	0	0	7	5	2	0	0	0	0	0	0	0	0	14
21:15	0	0	0	3	5	0	0	0	0	0	0	0	0	8
21:30	0	1	0	0	2	2	0	0	0	0	0	0	0	5
21:45	0	0	0	3	3	1	0	0	0	0	0	0	0	8
22:00	0	0	0	4	5	0	0	0	0	0	0	0	0	9
22:15	0	0	2	3	1	0	1	0	0	0	0	0	0	7
22:30	0	0	0	1	2	1	0	0	0	0	0	0	0	4
22:45	0	0	1	0	2	0	0	0	0	0	0	0	0	3
23:00	0	0	0	0	2	0	0	0	0	0	0	0	0	2
23:15	0	0	0	0	2	0	3	0	0	0	0	0	0	5
23:30	0	0	1	2	6	0	2	0	0	0	0	0	0	11
23:45	0	0	0	3	2	0	0	0	0	0	0	0	0	5
<b>Totals</b>	<b>19</b>	<b>48</b>	<b>186</b>	<b>375</b>	<b>321</b>	<b>96</b>	<b>17</b>	<b>2</b>	<b>3</b>					<b>1067</b>
<b>% of Totals</b>	<b>2%</b>	<b>4%</b>	<b>17%</b>	<b>35%</b>	<b>30%</b>	<b>8%</b>	<b>2%</b>	<b>0%</b>	<b>0%</b>					<b>100%</b>

AM Peak Hour	07:45 - 10:30	07:00 - 07:30	08:15 - 08:45	07:15 - 08:00	10:30 - 09:00	07:30 - 07:45	08:00 - 08:15	09:00 - 09:15	07:45 - 08:00	08:00 - 08:15	09:00 - 09:15	07:30 - 07:45	08:00 - 08:15	09:00 - 09:15
Volume	3	5	12	11	38	25	7	2	1	1	1	1	1	1
PM Peak Hour	19:00 - 19:45	18:15 - 18:45	17:45 - 18:00	18:00 - 18:30	18:30 - 18:45	19:00 - 19:15	18:30 - 18:45	18:45 - 19:00	19:00 - 19:15	18:30 - 18:45	18:45 - 19:00	19:00 - 19:15	18:30 - 18:45	18:45 - 19:00
Volume	7	11	34	46	39	35	3	1	1	1	1	1	1	1

Directional Peak Periods	AM 7-9	NOON 12-2	PM 4-6	Off Peak Volumes
All Classes	Volume 134	Volume 119	Volume 197	Volume 617
	% 13%	% 11%	% 18%	% 58%

Street Name	Direction	15th	50th	Average	85th	95th	ADT
SW 52nd St	East Bound	23	29	29	34	38	1067
SW 52nd St	West Bound	20	25	24	29	31	1002

Time	< 15	15 - 19	20 - 24	25 - 29	30 - 34	35 - 39	40 - 44	45 - 49	50 - 54	55 - 59	60 - 64	65 - 69	70 +	Total
00:00 AM	0	0	2	0	0	0	0	0	0	0	0	0	0	2
00:15	0	0	0	0	0	0	0	0	0	0	0	0	0	0
00:30	0	0	0	0	0	0	0	0	0	0	0	0	0	0
00:45	0	0	1	0	0	0	0	0	0	0	0	0	0	1
01:00	0	0	0	1	0	0	0	0	0	0	0	0	0	1
01:15	0	0	1	0	0	0	0	0	0	0	0	0	0	1
01:30	0	0	0	0	1	1	0	0	0	0	0	0	0	2
01:45	0	0	0	0	0	0	0	0	0	0	0	0	0	0
02:00	0	0	0	0	0	0	0	0	0	0	0	0	0	0
02:15	0	0	0	1	1	0	0	0	0	0	0	0	0	2
02:30	0	0	0	0	0	0	0	0	0	0	0	0	0	0
02:45	0	0	0	0	0	0	0	0	0	0	0	0	0	0
03:00	0	0	0	0	0	0	0	0	0	0	0	0	0	0
03:15	0	0	1	0	0	0	0	0	0	0	0	0	0	1
03:30	0	0	0	0	0	0	0	0	0	0	0	0	0	0
03:45	0	0	0	0	0	0	0	0	0	0	0	0	0	0
04:00	0	0	0	0	0	0	0	0	0	0	0	0	0	0
04:15	0	0	1	0	0	0	0	0	0	0	0	0	0	1
04:30	0	0	0	0	0	0	0	0	0	0	0	0	0	0
04:45	0	0	0	0	0	0	0	0	0	0	0	0	0	0
05:00	0	0	1	0	0	0	0	0	0	0	0	0	0	1
05:15	0	0	1	1	0	0	0	0	0	0	0	0	0	1
05:30	0	0	1	4	1	0	0	0	0	0	0	0	0	6
05:45	0	0	3	4	0	0	0	0	0	0	0	0	0	7
06:00	0	0	4	3	1	0	0	0	0	0	0	0	0	8
06:15	0	0	2	5	1	0	0	0	0	0	0	0	0	8
06:30	0	0	3	4	0	0	0	0	0	0	0	0	0	7
06:45	0	0	9	4	0	0	0	0	0	0	0	0	0	13
07:00	1	1	8	6	0	0	0	0	0	0	0	0	0	16
07:15	0	2	10	19	2	0	0	0	0	0	0	0	0	33
07:30	3	5	23	13	1	1	0	0	0	0	0	0	0	46
07:45	0	1	13	18	1	0	0	0	0	0	0	0	0	33
08:00	1	1	8	9	3	0	0	0	0	0	0	0	0	22
08:15	1	1	10	4	1	0	0	0	0	0	0	0	0	17
08:30	0	4	18	12	2	0	0	0	0	0	0	0	0	36
08:45	0	1	6	11	1	0	0	0	0	0	0	0	0	19
09:00	0	3	6	9	3	0	0	0	0	0	0	0	0	21
09:15	0	1	3	7	0	0	0	0	0	0	0	0	0	11
09:30	4	1	5	3	1	0	0	0	0	0	0	0	0	14
09:45	0	1	4	6	0	0	0	0	0	0	0	0	0	11
10:00	0	0	5	4	1	0	0	0	0	0	0	0	0	10
10:15	0	1	7	3	1	0	0	0	0	0	0	0	0	12
10:30	2	3	4	4	0	0	0	0	0	0	0	0	0	13
10:45	1	4	2	3	3	0	0	0	0	0	0	0	0	13
11:00	0	0	5	7	1	0	0	0	0	0	0	0	0	13
11:15	0	0	3	9	0	0	0	0	0	0	0	0	0	12
11:30	0	1	2	4	1	0	0	0	0	0	0	0	0	8
11:45	0	0	2	5	0	0	0	0	0	0	0	0	0	7
12:00 PM	0	1	8	4	2	0	0	0	0	0	0	0	0	15
12:15	0	0	2	2	0	0	0	0	0	0	0	0	0	4
12:30	0	1	4	7	1	0	0	0	0	0	0	0	0	13
12:45	2	0	5	7	3	0	0	0	0	0	0	0	0	17
13:00	0	1	7	7	2	0	0	0	0	0	0	0	0	17
13:15	0	1	2	6	2	0	0	0	0	0	0	0	0	11
13:30	0	1	3	3	5	1	0	0	0	0	0	0	0	10
13:45	0	1	8	8	2	0	0	0	0	0	0	0	0	19
14:00	0	1	9	8	4	0	0	0	0	0	0	0	0	22
14:15	1	2	8	8	0	0	0	0	0	0	0	0	0	19
14:30	0	3	10	5	1	0	0	0	0	0	0	0	0	19
14:45	1	1	7	9	1	1	0	0	0	0	0	0	0	20
15:00	0	4	8	6	2	0	0	0	0	0	0	0	0	20
15:15	1	4	6	2	0	0	0	0	0	0	0	0	0	13
15:30	1	1	8	4	0	0	0	0	0	0	0	0	0	14
15:45	3	6	4	1	1	0	0	0	0	0	0	0	0	15
16:00	1	4	6	3	0	0	0	0	0	0	0	0	0	14
16:15	0	0	0	0	3	0	0	0	0	0	0	0	0	11
16:30	0	5	5	4	0	0	0	0	0	0	0	0	0	14
16:45	0	3	9	4	0	0	0	0	0	0	0	0	0	16
17:00	1	3	4	10	2	0	0	0	0	0	0	0	0	20
17:15	0	2	9	6	0	0	0	0	0	0	0	0	0	17
17:30	2	3	9	4	2	0	0	0	0	0	0	0	0	20
17:45	0	0	5	5	0	0	0	0	0	0	0	0	0	10
18:00	0	3	10	0	0	0	0	0	0	0	0	0	0	13
18:15	1	3	9	11	0	0	0	0	0	0	0	0	0	24
18:30	1	1	4	6	1	0	0	0	0	0	0	0	0	13
18:45	0	1	4	8	0	0	0	0	0	0	0	0	0	13
19:00	2	0	4	6	0	0	0	0	0	0	0	0	0	12
19:15	2	4	4	3	0	0	1	0	0	0	0	0	0	14
19:30	6	3	3	4	0	0	0	0	0	0	0	0	0	16
19:45	1	1	9	8	0	0	0	0	0	0	0	0	0	19
20:00	0	0	3	1	1	0	0	0	0	0	0	0	0	5
20:15	1	0	5	3	0	1	0	0	0	0	0	0	0	10
20:30	0	1	5	3	1	0	0	0	0	0	0	0	0	8
20:45	0	0	3	1	0	0	0	0	0	0	0	0	0	4
21:00	0	2	1	5	0	0	0	0	0	0	0	0	0	8
21:15	0	2	2	0	1	0	0	0	0	0	0	0	0	5
21:30	0	1	2	2	0	0	0	0	0	0	0	0	0	5
21:45	0	0	3	4	0	0	0	0	0	0	0	0	0	7
22:00	0	0	2	1	1	0	0	0	0	0	0	0	0	4
22:15	0	0	1	2	0	0	0	0	0	0	0	0	0	3
22:30	0	0	2	1	0	0	0	0	0	0	0	0	0	3
22:45	0	0	0	3	1	0	0	0	0	0	0	0	0	4
23:00	0	0	2	1	1	0	0	0	0	0	0	0	0	4
23:15	0	0	0	0	0	0	0	0	0	0	0	0	0	0
23:30	0	1	0	3	0	0	0	0	0	0	0	0	0	4
23:45	0	0	2	2	0	0	0	0	0	0	0	0	0	4
<b>Totals</b>	<b>40</b>	<b>98</b>	<b>401</b>	<b>397</b>	<b>60</b>	<b>4</b>	<b>1</b>							<b>1002</b>
% of Totals	4%	10%	40%	40%	6%	0%	0%							100%

AM Peak Hour	Volume	%	NOON 12-2	Volume	%	PM 4-6	Volume	%	Off Peak Volumes	Volume	%
AM Peak Hour	27	3%	NOON 12-2	106	11%	PM 4-6	122	12%	Off Peak Volumes	552	55%
AM Peak Hour	27	3%	NOON 12-2	106	11%	PM 4-6	122	12%	Off Peak Volumes	552	55%

Street Name	Direction	15th	50th	Average	85th	95th	ADT
SW 52nd St	East Bound	23	29	29	34	38	1067
SW 52nd St	West Bound	20	25	24	29	31	1002

**SPEED**

SW 52nd St Bet. SW 90th Ave & SW 89th Terrace

Day: Wednesday  
Date: 5/24/2023

City: Cooper City  
Project #: FL23\_140259\_050

**Summary**

Time	< 15	15 - 19	20 - 24	25 - 29	30 - 34	35 - 39	40 - 44	45 - 49	50 - 54	55 - 59	60 - 64	65 - 69	70 +	Total
00:00 AM	0	1	2	2	0	0	0	0	0	0	0	0	0	5
00:15	0	0	1	1	0	0	0	0	0	0	0	0	0	2
00:30	0	0	0	0	1	0	0	0	0	0	0	0	0	1
00:45	0	0	1	4	0	0	0	0	0	0	0	0	0	5
01:00	0	0	0	1	1	0	0	0	0	0	0	0	0	2
01:15	0	0	1	0	1	0	0	0	0	0	0	0	0	2
01:30	0	0	0	1	1	0	0	0	0	0	0	0	0	2
01:45	0	0	0	0	0	0	0	0	0	0	0	0	0	0
02:00	0	0	0	0	0	0	0	0	0	0	0	0	0	0
02:15	0	0	0	2	2	0	0	0	0	0	0	0	0	4
02:30	0	0	0	0	1	0	0	0	0	0	0	0	0	1
02:45	0	0	0	0	0	0	0	0	0	0	0	0	0	0
03:00	0	0	0	0	0	1	0	0	0	0	0	0	0	1
03:15	0	0	1	0	0	0	0	0	0	0	0	0	0	1
03:30	0	0	0	0	0	0	0	0	0	0	0	0	0	0
03:45	0	0	0	0	0	0	0	0	0	0	0	0	0	0
04:00	0	0	0	0	0	0	0	0	0	0	0	0	0	0
04:15	0	0	1	0	0	0	0	0	0	0	0	0	0	1
04:30	0	0	0	1	0	0	0	0	0	0	0	0	0	1
04:45	0	0	0	0	0	0	0	0	0	0	0	0	0	0
05:00	0	0	3	0	0	0	0	0	0	0	0	0	0	3
05:15	0	0	1	1	1	0	0	0	0	0	0	0	0	2
05:30	0	0	1	5	2	0	0	0	0	0	0	0	0	8
05:45	0	0	3	4	0	0	0	0	0	0	0	0	0	7
06:00	0	1	4	4	2	0	0	0	0	0	0	0	0	11
06:15	0	0	2	5	2	1	0	0	0	0	0	0	0	10
06:30	0	0	3	4	0	0	0	0	0	0	0	0	0	7
06:45	0	0	11	6	1	0	0	0	0	0	0	0	0	18
07:00	1	2	12	10	4	0	0	0	0	0	0	0	0	29
07:15	0	3	14	23	4	0	0	0	0	0	0	0	0	44
07:30	4	6	27	24	8	3	0	0	0	0	0	0	0	72
07:45	1	1	18	27	6	1	1	0	0	0	0	0	0	55
08:00	1	1	11	14	6	4	0	0	0	0	0	0	0	39
08:15	1	2	12	9	6	0	0	0	0	0	0	0	0	30
08:30	2	5	19	19	6	0	1	0	0	0	0	0	0	52
08:45	0	2	9	13	7	2	2	0	0	0	0	0	0	35
09:00	1	4	7	19	14	2	0	0	0	0	0	0	0	47
09:15	0	1	3	6	2	2	0	0	0	0	0	0	0	16
09:30	5	1	5	9	3	0	0	0	0	0	0	0	0	23
09:45	0	1	5	9	1	1	0	0	1	0	0	0	0	18
10:00	0	0	6	7	4	1	1	0	0	0	0	0	0	19
10:15	0	1	9	6	1	3	0	0	0	0	0	0	0	20
10:30	2	6	5	11	3	0	0	0	0	0	0	0	0	27
10:45	1	5	4	6	3	2	0	0	0	0	0	0	0	21
11:00	0	0	8	9	4	0	0	0	0	0	0	0	0	21
11:15	0	1	4	10	5	3	0	1	0	0	0	0	0	24
11:30	0	2	2	7	4	0	0	1	0	0	0	0	0	16
11:45	0	0	4	8	3	0	0	0	0	0	0	0	0	15
12:00 PM	0	1	8	9	6	2	1	0	0	0	0	0	0	29
12:15	0	1	7	7	6	2	0	0	0	0	0	0	0	23
12:30	0	1	5	11	5	2	0	0	0	0	0	0	0	24
12:45	3	0	9	13	11	2	0	0	0	0	0	0	0	38
13:00	0	1	9	15	6	1	0	0	0	0	0	0	0	32
13:15	0	1	3	9	11	2	0	0	0	0	0	0	0	26
13:30	0	1	5	10	5	2	1	0	0	0	0	0	0	24
13:45	0	1	10	11	6	1	0	0	0	0	0	0	0	29
14:00	0	3	18	22	13	4	1	0	0	0	0	0	0	61
14:15	2	4	11	12	9	2	0	0	0	0	0	0	0	40
14:30	0	5	12	12	3	1	0	0	0	0	0	0	0	33
14:45	1	3	13	22	7	5	1	0	0	0	0	0	0	52
15:00	0	9	14	14	6	1	1	0	0	0	0	0	0	45
15:15	2	6	18	6	1	1	0	0	0	0	0	0	0	34
15:30	1	1	9	7	4	0	0	0	0	0	0	0	0	22
15:45	3	9	10	9	2	0	0	0	0	0	0	0	0	33
16:00	1	5	21	11	7	1	0	0	0	0	0	0	0	46
16:15	0	1	6	11	6	3	0	0	0	0	0	0	0	31
16:30	0	6	6	8	7	0	0	0	0	0	0	0	0	27
16:45	0	4	12	9	5	0	0	0	0	0	0	0	0	30
17:00	2	4	8	24	8	4	0	0	0	0	0	0	0	50
17:15	0	2	10	22	10	1	0	0	0	0	0	0	0	45
17:30	3	4	19	13	16	0	1	0	0	0	0	0	0	56
17:45	0	0	6	12	6	2	2	0	0	0	0	0	0	28
18:00	0	2	7	17	9	2	0	0	0	0	0	0	0	37
18:15	1	3	9	17	6	7	0	0	0	0	0	0	0	43
18:30	2	1	4	14	8	3	1	0	0	0	0	0	0	33
18:45	0	1	8	11	2	3	0	0	0	0	0	0	0	25
19:00	3	0	6	11	6	3	0	0	0	0	0	0	0	28
19:15	2	5	5	10	8	4	1	1	1	0	0	0	0	37
19:30	11	5	5	13	4	0	0	0	0	0	0	0	0	38
19:45	2	2	13	16	7	1	0	0	0	0	0	0	0	41
20:00	0	1	6	4	8	1	0	0	0	0	0	0	0	20
20:15	1	0	7	14	1	3	0	0	0	0	0	0	0	26
20:30	0	1	7	17	5	1	0	0	0	0	0	0	0	26
20:45	0	0	4	2	2	0	0	0	0	0	0	0	0	8
21:00	0	2	8	10	2	0	0	0	0	0	0	0	0	22
21:15	0	2	2	3	6	0	0	0	0	0	0	0	0	13
21:30	0	2	2	2	2	2	0	0	0	0	0	0	0	10
21:45	0	0	3	7	6	1	0	0	0	0	0	0	0	15
22:00	0	0	2	5	6	0	0	0	0	0	0	0	0	13
22:15	0	0	3	5	1	0	1	0	0	0	0	0	0	10
22:30	0	0	2	2	2	1	0	0	0	0	0	0	0	7
22:45	0	0	1	3	3	0	0	0	0	0	0	0	0	7
23:00	0	0	2	1	3	0	0	0	0	0	0	0	0	6
23:15	0	0	0	0	2	0	3	0	0	0	0	0	0	3
23:30	0	1	1	5	6	0	2	0	0	0	0	0	0	15
23:45	0	0	2	5	2	0	0	0	0	0	0	0	0	9
<b>Totals</b>	<b>59</b>	<b>147</b>	<b>587</b>	<b>772</b>	<b>381</b>	<b>100</b>	<b>18</b>	<b>2</b>	<b>3</b>					<b>2069</b>
<b>% of Totals</b>	<b>3%</b>	<b>7%</b>	<b>28%</b>	<b>37%</b>	<b>18%</b>	<b>5%</b>	<b>1%</b>	<b>0%</b>	<b>0%</b>					<b>100%</b>

AM Volumes		15	46	219	288	110	27	5	1	2	0 <th>0 <th>0 <th>732</th> </th></th>	0 <th>0 <th>732</th> </th>	0 <th>732</th>	732			
% AM		1%	2%	11%	14%	5%	1%	0%	0%	0%	0%	0%	0%	35%			
AM Peak Hour		07:30	08:15	07:00	07:15	08:15	07:15	08:00	10:30	09:00				07:35			
Volume		7	13	71	81	33	8	3	8	1				219			
PM Volumes		40	101	369	484	231	73	13	1	1	0 <th>0 <th>0 <th>1352</th> </th></th>	0 <th>0 <th>1352</th> </th>	0 <th>1352</th>	1352			
% PM		2%	5%	18%	23%	13%	4%	1%	0%	0%	0%	0%	0%	65%			
PM Peak Hour		19:00	15:00	15:15	17:00	17:45	18:00	18:30	18:30					1448			
Volume		18	25	98	71	41	35	1	1					186			
Directional Peak Periods		AM 7-9				NOON 12-2				PM 4-6			Off Peak Volumes				
All Classes		Volume	356	%	17%	Volume	225	%	11%	Volume	319	%	15%	Volume	1169	%	57%

Street Name	Direction	15th	50th	Average	85th	95th	ADT
SW 52nd St	Summary	21	27	26	33	36	2069

# SPEED

## SW 52nd St Bet. SW 90th Ave & SW 89th Terrace

Day: Wednesday

Date: 5/24/2023

City: Cooper City

Project #: FL23\_140259\_050e

### East Bound

Time	< 15	15 - 19	20 - 24	25 - 29	30 - 34	35 - 39	40 - 44	45 - 49	50 - 54	55 - 59	60 - 64	65 - 69	70 +	Total
00:00 AM	0	1	1	7	1	0	0	0	0	0	0	0	0	10
01:00	0	0	0	0	2	0	0	0	0	0	0	0	0	2
02:00	0	0	0	2	1	0	0	0	0	0	0	0	0	3
03:00	0	0	0	0	0	1	0	0	0	0	0	0	0	1
04:00	0	0	0	1	0	0	0	0	0	0	0	0	0	1
05:00	0	0	2	1	2	0	0	0	0	0	0	0	0	5
06:00	0	1	2	3	3	1	0	0	0	0	0	0	0	10
07:00	2	3	17	28	18	3	1	0	0	0	0	0	0	72
08:00	2	3	9	19	20	6	3	0	0	0	0	0	0	62
09:00	2	1	2	20	16	5	0	0	1	0	0	0	0	47
10:00	0	4	6	16	6	6	1	0	0	0	0	0	0	39
11:00	0	2	6	9	14	3	0	1	1	0	0	0	0	36
12:00 PM	1	1	10	20	24	8	1	0	0	0	0	0	0	65
13:00	0	0	7	19	21	6	1	0	0	0	0	0	0	54
14:00	1	8	20	38	26	11	2	0	0	0	0	0	0	106
15:00	1	10	25	23	10	2	1	0	0	0	0	0	0	72
16:00	0	4	27	25	25	4	0	0	0	0	0	0	0	85
17:00	2	2	16	46	36	7	3	0	0	0	0	0	0	112
18:00	1	2	8	24	24	15	1	0	0	0	0	0	0	75
19:00	7	4	9	29	25	7	0	1	1	0	0	0	0	83
20:00	0	1	8	19	14	4	0	0	0	0	0	0	0	46
21:00	0	1	7	11	13	3	0	0	0	0	0	0	0	35
22:00	0	0	3	8	10	1	1	0	0	0	0	0	0	23
23:00	0	0	1	7	10	3	2	0	0	0	0	0	0	23
<b>Totals</b>	<b>19</b>	<b>48</b>	<b>186</b>	<b>375</b>	<b>321</b>	<b>96</b>	<b>17</b>	<b>2</b>	<b>3</b>					<b>1067</b>
<b>% of Totals</b>	<b>2%</b>	<b>4%</b>	<b>17%</b>	<b>35%</b>	<b>30%</b>	<b>9%</b>	<b>2%</b>	<b>0%</b>	<b>0%</b>					<b>100%</b>

<b>AM Volumes</b>	6	15	45	106	83	25	5	1	2	0	0	0	0	288
<b>% AM</b>	1%	1%	4%	10%	8%	2%	0%	0%	0%					27%
<b>AM Peak Hour</b>	07:00	10:00	07:00	07:00	08:00	08:00	08:00	11:00	09:00					07:00
<b>Volume</b>	2	4	17	28	20	6	3	1	1					72
<b>PM Volumes</b>	13	33	141	269	238	71	12	1	1	0	0	0	0	779
<b>% PM</b>	1%	3%	13%	25%	22%	7%	1%	0%	0%					73%
<b>PM Peak Hour</b>	19:00	15:00	16:00	17:00	17:00	18:00	17:00	19:00	19:00					17:00
<b>Volume</b>	7	10	27	46	36	15	3	1	1					112

Directional Peak Periods All Speeds	AM 7-9		NOON 12-2		PM 4-6		Off Peak Volumes	
	Volume	%	Volume	%	Volume	%	Volume	%
	134	↔ 13%	119	↔ 11%	197	↔ 18%	617	↔ 58%

Street Name	Direction	Percentiles					
		15th	50th	Average	85th	95th	ADT
SW 52nd St	East Bound	23	29	29	34	38	1067
SW 52nd St	West Bound	20	25	24	29	31	1002

# SPEED

SW 52nd St Bet. SW 90th Ave & SW 89th Terrace

Day: Wednesday

Date: 5/24/2023

City: Cooper City

Project #: FL23\_140259\_050w

## West Bound

Time	< 15	15 - 19	20 - 24	25 - 29	30 - 34	35 - 39	40 - 44	45 - 49	50 - 54	55 - 59	60 - 64	65 - 69	70 +	Total
00:00 AM	0	0	3	0	0	0	0	0	0	0	0	0	0	3
01:00	0	0	1	1	1	1	0	0	0	0	0	0	0	4
02:00	0	0	0	1	1	0	0	0	0	0	0	0	0	2
03:00	0	0	1	0	0	0	0	0	0	0	0	0	0	1
04:00	0	0	1	0	0	0	0	0	0	0	0	0	0	1
05:00	0	0	6	8	1	0	0	0	0	0	0	0	0	15
06:00	0	0	18	16	2	0	0	0	0	0	0	0	0	36
07:00	4	9	54	56	4	1	0	0	0	0	0	0	0	128
08:00	2	7	42	36	7	0	0	0	0	0	0	0	0	94
09:00	4	6	18	25	4	0	0	0	0	0	0	0	0	57
10:00	3	8	18	14	5	0	0	0	0	0	0	0	0	48
11:00	0	1	12	25	2	0	0	0	0	0	0	0	0	40
12:00 PM	2	2	19	20	6	0	0	0	0	0	0	0	0	49
13:00	0	4	20	26	7	0	0	0	0	0	0	0	0	57
14:00	2	7	34	30	6	1	0	0	0	0	0	0	0	80
15:00	5	15	26	13	3	0	0	0	0	0	0	0	0	62
16:00	1	12	28	14	0	0	0	0	0	0	0	0	0	55
17:00	3	8	27	25	4	0	0	0	0	0	0	0	0	67
18:00	2	5	20	35	1	0	0	0	0	0	0	0	0	63
19:00	11	8	20	21	0	0	1	0	0	0	0	0	0	61
20:00	1	1	16	7	2	1	0	0	0	0	0	0	0	28
21:00	0	5	8	11	1	0	0	0	0	0	0	0	0	25
22:00	0	0	5	7	2	0	0	0	0	0	0	0	0	14
23:00	0	1	4	6	1	0	0	0	0	0	0	0	0	12
<b>Totals</b>	<b>40</b>	<b>99</b>	<b>401</b>	<b>397</b>	<b>60</b>	<b>4</b>	<b>1</b>							<b>1002</b>
<b>% of Totals</b>	<b>4%</b>	<b>10%</b>	<b>40%</b>	<b>40%</b>	<b>6%</b>	<b>0%</b>	<b>0%</b>							<b>100%</b>

<b>AM Volumes</b>	13	31	174	182	27	2	0	0	0	0	0	0	0	429
<b>% AM</b>	1%	3%	17%	18%	3%	0%								43%
<b>AM Peak Hour</b>	07:00	07:00	07:00	07:00	08:00	01:00								07:00
<b>Volume</b>	4	9	54	56	7	1								128
<b>PM Volumes</b>	27	68	227	215	33	2	1	0	0	0	0	0	0	573
<b>% PM</b>	3%	7%	23%	21%	3%	0%	0%							57%
<b>PM Peak Hour</b>	19:00	15:00	14:00	18:00	13:00	14:00	19:00							14:00
<b>Volume</b>	11	15	34	35	7	1	1							80

Directional Peak Periods All Speeds	AM 7-9		NOON 12-2		PM 4-6		Off Peak Volumes	
	Volume	%	Volume	%	Volume	%	Volume	%
	222	↔ 22%	106	↔ 11%	122	↔ 12%	552	↔ 55%

Street Name	Direction	Percentiles					ADT
		15th	50th	Average	85th	95th	
SW 52nd St	East Bound	23	29	29	34	38	1067
SW 52nd St	West Bound	20	25	24	29	31	1002



# SPEED

SW 52nd St Bet. SW 90th Ave & SW 89th Terrace

Day: Wednesday

Date: 5/24/2023

City: Cooper City

Project #: FL23\_140259\_050

## Summary

Time	< 15	15 - 19	20 - 24	25 - 29	30 - 34	35 - 39	40 - 44	45 - 49	50 - 54	55 - 59	60 - 64	65 - 69	70 +	Total
00:00 AM	0	1	4	7	1	0	0	0	0	0	0	0	0	13
01:00	0	0	1	1	3	1	0	0	0	0	0	0	0	6
02:00	0	0	0	3	2	0	0	0	0	0	0	0	0	5
03:00	0	0	1	0	0	1	0	0	0	0	0	0	0	2
04:00	0	0	1	1	0	0	0	0	0	0	0	0	0	2
05:00	0	0	8	9	3	0	0	0	0	0	0	0	0	20
06:00	0	1	20	19	5	1	0	0	0	0	0	0	0	46
07:00	6	12	71	84	22	4	1	0	0	0	0	0	0	200
08:00	4	10	51	55	27	6	3	0	0	0	0	0	0	156
09:00	6	7	20	45	20	5	0	0	1	0	0	0	0	104
10:00	3	12	24	30	11	6	1	0	0	0	0	0	0	87
11:00	0	3	18	34	16	3	0	1	1	0	0	0	0	76
12:00 PM	3	3	29	40	30	8	1	0	0	0	0	0	0	114
13:00	0	4	27	45	28	6	1	0	0	0	0	0	0	111
14:00	3	15	54	68	32	12	2	0	0	0	0	0	0	186
15:00	6	25	51	36	13	2	1	0	0	0	0	0	0	134
16:00	1	16	55	39	25	4	0	0	0	0	0	0	0	140
17:00	5	10	43	71	40	7	3	0	0	0	0	0	0	179
18:00	3	7	28	59	25	15	1	0	0	0	0	0	0	138
19:00	18	12	29	50	25	7	1	1	1	0	0	0	0	144
20:00	1	2	24	26	16	5	0	0	0	0	0	0	0	74
21:00	0	6	15	22	14	3	0	0	0	0	0	0	0	60
22:00	0	0	8	15	12	1	1	0	0	0	0	0	0	37
23:00	0	1	5	13	11	3	2	0	0	0	0	0	0	35
<b>Totals</b>	<b>59</b>	<b>147</b>	<b>587</b>	<b>772</b>	<b>381</b>	<b>100</b>	<b>18</b>	<b>2</b>	<b>3</b>					<b>2069</b>
<b>% of Totals</b>	<b>3%</b>	<b>7%</b>	<b>28%</b>	<b>37%</b>	<b>18%</b>	<b>5%</b>	<b>1%</b>	<b>0%</b>	<b>0%</b>					<b>100%</b>

<b>AM Volumes</b>	19	46	219	288	110	27	5	1	2	0	0	0	0	717
<b>% AM</b>	1%	2%	11%	14%	5%	1%	0%	0%	0%					35%
<b>AM Peak Hour</b>	07:00	07:00	07:00	07:00	08:00	08:00	08:00	11:00	09:00					07:00
<b>Volume</b>	6	12	71	84	27	6	3	1	1					200
<b>PM Volumes</b>	40	101	368	484	271	73	13	1	1	0	0	0	0	1352
<b>% PM</b>	2%	5%	18%	23%	13%	4%	1%	0%	0%					65%
<b>PM Peak Hour</b>	19:00	15:00	16:00	17:00	17:00	18:00	17:00	19:00	19:00					14:00
<b>Volume</b>	18	25	55	71	40	15	3	1	1					186

Directional Peak Periods All Speeds	AM 7-9		NOON 12-2		PM 4-6		Off Peak Volumes	
	Volume	%	Volume	%	Volume	%	Volume	%
	356	↔ 17%	225	↔ 11%	319	↔ 15%	1169	↔ 57%

Street Name	Direction	Percentiles					
		15th	50th	Average	85th	95th	ADT
SW 52nd St	Summary	21	27	26	33	36	2069

### VOLUME

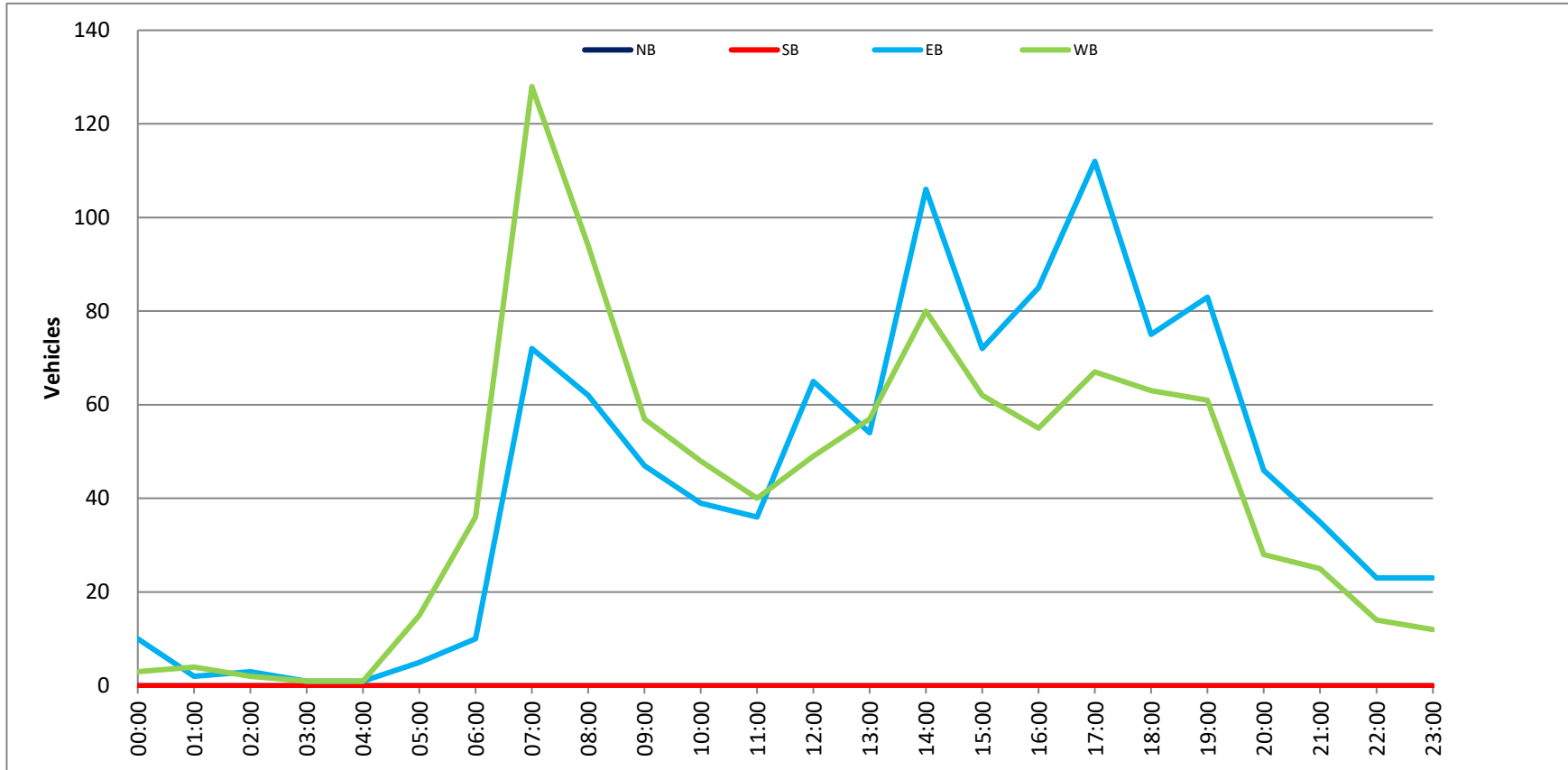
SW 52nd St Bet. SW 90th Ave & SW 89th Terrace

Day: Wednesday  
Date: 5/24/2023

City: Cooper City  
Project #: FL23\_140259\_050

DAILY TOTALS										NB		SB		EB		WB		TOTAL	
										0		0		1,067		1,002		2,069	
DAILY TOTALS										0		0		1,067		1,002		2,069	
AM Period	NB	SB	EB	WB	TOTAL	PMI Period	NB	SB	EB	WB	TOTAL								
00:00	0	0	3	2	5	12:00	0	0	14	15	29								
00:15	0	0	2	0	2	12:15	0	0	19	4	23								
00:30	0	0	1	0	1	12:30	0	0	11	13	24								
00:45	0	0	4	10	13	12:45	0	0	21	65	88								
01:00	0	0	1	1	2	13:00	0	0	15	17	32								
01:15	0	0	1	1	2	13:15	0	0	15	11	26								
01:30	0	0	0	2	2	13:30	0	0	14	10	24								
01:45	0	0	0	2	4	13:45	0	0	10	54	64								
02:00	0	0	0	0	0	14:00	0	0	39	22	61								
02:15	0	0	2	2	4	14:15	0	0	21	19	40								
02:30	0	0	1	0	1	14:30	0	0	14	19	33								
02:45	0	0	0	3	5	14:45	0	0	32	106	138								
03:00	0	0	1	0	1	15:00	0	0	25	20	45								
03:15	0	0	0	1	1	15:15	0	0	21	13	34								
03:30	0	0	0	0	0	15:30	0	0	8	14	22								
03:45	0	0	0	1	1	15:45	0	0	18	72	90								
04:00	0	0	0	0	0	16:00	0	0	32	14	46								
04:15	0	0	0	1	1	16:15	0	0	26	11	37								
04:30	0	0	1	0	1	16:30	0	0	13	14	27								
04:45	0	0	0	1	1	16:45	0	0	14	16	30								
05:00	0	0	2	1	3	17:00	0	0	30	20	50								
05:15	0	0	1	1	2	17:15	0	0	28	17	45								
05:30	0	0	2	6	8	17:30	0	0	36	20	56								
05:45	0	0	0	7	7	17:45	0	0	18	112	130								
06:00	0	0	3	8	11	18:00	0	0	24	13	37								
06:15	0	0	2	8	10	18:15	0	0	19	24	43								
06:30	0	0	0	7	7	18:30	0	0	20	13	33								
06:45	0	0	5	10	15	18:45	0	0	12	75	87								
07:00	0	0	13	16	29	19:00	0	0	16	12	28								
07:15	0	0	11	33	44	19:15	0	0	23	14	37								
07:30	0	0	26	46	72	19:30	0	0	22	16	38								
07:45	0	0	22	72	94	19:45	0	0	22	83	105								
08:00	0	0	17	22	39	20:00	0	0	15	5	20								
08:15	0	0	13	17	30	20:15	0	0	16	10	26								
08:30	0	0	16	36	52	20:30	0	0	11	9	20								
08:45	0	0	16	19	35	20:45	0	0	4	46	50								
09:00	0	0	26	21	47	21:00	0	0	14	8	22								
09:15	0	0	5	11	16	21:15	0	0	8	5	13								
09:30	0	0	9	14	23	21:30	0	0	5	5	10								
09:45	0	0	7	47	54	21:45	0	0	8	35	43								
10:00	0	0	9	10	19	22:00	0	0	9	4	13								
10:15	0	0	8	12	20	22:15	0	0	7	3	10								
10:30	0	0	14	13	27	22:30	0	0	4	3	7								
10:45	0	0	8	39	47	22:45	0	0	3	23	26								
11:00	0	0	8	13	21	23:00	0	0	2	4	6								
11:15	0	0	12	12	24	23:15	0	0	5	0	5								
11:30	0	0	8	8	16	23:30	0	0	11	4	15								
11:45	0	0	36	7	43	23:45	0	0	5	23	28								
TOTALS			288	429	717	TOTALS			779	573	1352								
SPLIT %			40.2%	59.8%	34.7%	SPLIT %			57.6%	42.4%	65.3%								
<b>DAILY TOTALS</b>										<b>NB</b>		<b>SB</b>		<b>EB</b>		<b>WB</b>		<b>Total</b>	
										<b>0</b>		<b>0</b>		<b>1,067</b>		<b>1,002</b>		<b>2,069</b>	

AM Peak Hour	07:30	07:15	07:15	14:30
AM Pk Volume	78	134	210	186
Pk Hr Factor	0.750	0.728	0.729	0.762
7 - 9 Volume	0	0	222	356
7 - 9 Peak Hour	07:30	07:15	07:15	16:45
7 - 9 Pk Volume	0	0	210	181
Pk Hr Factor	0.000	0.728	0.729	0.913
PM Peak Hour	17:00	14:00	14:00	14:30
PM Pk Volume	112	80	909	0.762
Pk Hr Factor	0.778	0.909	0.909	0.762
4 - 6 Volume	0	0	122	319
4 - 6 Peak Hour	17:00	16:45	16:45	16:45
4 - 6 Pk Volume	0	0	73	181
Pk Hr Factor	0.000	0.909	0.913	0.808



East Bound														
Time	< 15	15 - 19	20 - 24	25 - 29	30 - 34	35 - 39	40 - 44	45 - 49	50 - 54	55 - 59	60 - 64	65 - 69	70 +	Total
00:00 AM	0	0	0	1	2	0	0	0	0	0	0	0	0	3
00:15	0	0	0	1	1	0	0	0	1	0	0	0	0	3
00:30	0	0	0	0	1	0	0	0	0	0	0	0	0	1
00:45	0	0	0	0	0	0	0	0	0	0	0	0	0	0
01:00	0	0	0	0	0	0	0	0	0	0	0	0	0	0
01:15	0	0	0	0	0	0	0	0	0	0	0	0	0	0
01:30	0	0	0	0	0	0	0	0	0	0	0	0	0	0
01:45	0	0	0	0	1	0	0	0	0	0	0	0	0	1
02:00	0	0	0	1	0	0	0	0	0	0	0	0	0	1
02:15	0	0	0	0	1	0	0	0	0	0	0	0	0	1
02:30	0	0	0	0	1	0	0	0	0	0	0	0	0	1
02:45	0	0	1	1	1	0	0	0	0	0	0	0	0	3
03:00	0	0	0	0	0	0	0	0	0	0	0	0	0	0
03:15	0	0	0	0	0	0	0	0	0	0	0	0	0	0
03:30	0	0	0	0	0	1	0	0	0	0	0	0	0	1
03:45	0	0	0	0	0	0	0	0	0	0	0	0	0	0
04:00	0	0	0	0	0	0	0	0	0	0	0	0	0	0
04:15	0	0	0	0	0	0	0	0	0	0	0	0	0	0
04:30	0	0	0	0	0	0	0	0	0	0	0	0	0	0
04:45	0	0	0	0	0	0	0	0	0	0	0	0	0	0
05:00	0	0	0	1	0	0	0	0	0	0	0	0	0	1
05:15	0	0	0	1	1	0	0	0	0	0	0	0	0	2
05:30	0	0	0	0	1	0	0	0	0	0	0	0	0	1
05:45	0	0	0	1	0	0	0	0	0	0	0	0	0	1
06:00	0	0	0	0	4	0	0	0	0	0	0	0	0	4
06:15	0	0	1	1	2	0	0	0	0	0	0	0	0	4
06:30	1	0	2	5	3	2	1	0	0	0	0	0	0	14
06:45	0	0	1	2	0	2	0	0	0	0	0	0	0	5
07:00	0	1	1	3	1	0	0	0	0	0	0	0	0	6
07:15	1	0	1	5	2	0	0	0	0	0	0	0	0	9
07:30	1	1	12	8	3	0	0	0	0	0	0	0	0	25
07:45	1	3	4	12	5	1	0	0	0	0	0	0	0	26
08:00	0	0	2	7	4	2	0	0	0	0	0	0	0	15
08:15	0	1	2	3	1	1	0	0	0	0	0	0	0	8
08:30	0	1	7	5	5	1	0	0	0	0	0	0	0	19
08:45	1	1	6	6	4	1	0	0	0	0	0	0	0	19
09:00	1	1	1	9	1	0	0	0	0	0	0	0	0	7
09:15	0	1	4	4	0	2	0	0	0	0	0	0	0	11
09:30	0	0	1	5	4	2	0	0	0	0	0	0	0	12
09:45	0	0	2	5	3	0	0	0	0	0	0	0	0	10
10:00	0	0	1	3	3	0	0	0	0	0	0	0	0	7
10:15	0	0	3	6	2	0	0	0	0	0	0	0	0	11
10:30	0	0	0	6	4	0	0	0	0	0	0	0	0	10
10:45	0	0	0	4	7	0	0	0	0	0	0	0	0	11
11:00	2	4	4	2	0	0	0	0	0	0	0	0	0	12
11:15	0	1	1	2	1	0	0	0	0	0	0	0	0	5
11:30	0	2	1	3	3	0	0	0	0	0	0	0	0	9
11:45	0	0	1	5	2	1	0	1	0	0	0	0	0	10
12:00 PM	0	1	1	6	6	1	0	0	0	0	0	0	0	8
12:15	0	1	2	6	5	1	0	0	0	0	0	0	0	15
12:30	1	1	3	6	3	3	0	0	0	0	0	0	0	17
12:45	0	1	2	7	5	0	0	0	0	0	0	0	0	15
13:00	1	0	1	10	3	0	0	0	0	0	0	0	0	15
13:15	0	1	3	6	2	1	0	0	0	0	0	0	0	13
13:30	0	0	0	3	2	2	0	0	0	0	0	0	0	7
13:45	0	2	1	2	3	0	0	0	0	0	0	0	0	8
14:00	1	3	3	0	1	0	0	0	0	0	0	0	0	8
14:15	3	4	6	8	2	0	0	0	0	0	0	0	0	23
14:30	0	2	10	9	2	0	0	0	0	0	0	0	0	23
14:45	0	7	8	5	3	0	0	0	0	0	0	0	0	23
15:00	0	2	8	8	5	1	0	0	0	0	0	0	0	17
15:15	0	3	6	9	4	0	2	0	0	0	0	0	0	24
15:30	0	2	11	6	5	1	0	0	0	0	0	0	0	25
15:45	1	3	11	14	3	1	1	0	0	0	0	0	0	34
16:00	0	1	4	6	10	2	0	0	0	0	0	0	0	23
16:15	0	0	2	12	4	1	0	0	0	0	0	0	0	19
16:30	2	1	6	2	6	1	0	0	0	0	0	0	0	18
16:45	1	1	3	4	6	4	0	0	0	0	0	0	0	19
17:00	0	0	3	12	13	3	0	0	0	0	0	0	0	31
17:15	0	1	6	12	9	1	0	0	0	0	0	0	0	29
17:30	0	0	5	11	5	2	2	0	0	0	0	0	0	25
17:45	0	0	7	18	6	2	0	0	0	0	0	0	0	33
18:00	1	1	2	7	11	4	0	0	0	0	0	0	0	26
18:15	0	0	3	12	7	2	0	0	0	0	0	0	0	24
18:30	1	1	1	5	3	2	0	0	0	0	0	0	0	13
18:45	1	0	1	12	6	0	0	0	0	0	0	0	0	20
19:00	1	4	3	5	8	0	0	0	0	0	0	0	0	18
19:15	4	4	5	5	8	2	0	0	0	0	0	0	0	28
19:30	1	1	4	5	5	1	0	1	0	0	0	0	0	18
19:45	0	1	4	5	8	1	0	0	0	0	0	0	0	19
20:00	0	0	1	5	3	0	0	0	0	0	0	0	0	9
20:15	0	1	1	5	2	3	0	0	0	0	0	0	0	12
20:30	0	0	2	4	5	0	0	0	0	0	0	0	0	11
20:45	2	2	3	3	1	1	0	0	0	0	0	0	0	12
21:00	0	0	1	8	0	1	0	0	0	0	0	0	0	10
21:15	0	1	2	1	2	2	0	0	0	0	0	0	0	8
21:30	0	0	2	4	2	1	0	0	0	0	0	0	0	9
21:45	0	0	3	6	1	0	0	0	0	0	0	0	0	8
22:00	1	0	2	4	1	1	0	0	0	0	0	0	0	9
22:15	0	0	1	2	2	2	0	0	0	0	0	0	0	7
22:30	0	0	1	1	4	1	0	0	0	0	0	0	0	7
22:45	0	0	2	2	1	0	0	0	1	0	0	0	0	6
23:00	0	0	2	5	1	0	0	0	0	0	0	0	0	8
23:15	0	0	1	1	1	0	1	1	0	0	0	0	0	4
23:30	0	0	1	1	0	0	1	0	0	0	0	0	0	3
23:45	0	1	0	0	4	0	0	0	0	0	0	0	0	5
<b>Totals</b>	<b>30</b>	<b>62</b>	<b>220</b>	<b>393</b>	<b>269</b>	<b>67</b>	<b>8</b>	<b>2</b>	<b>2</b>	<b>2</b>	<b>0</b>	<b>0</b>	<b>0</b>	<b>1058</b>
% of Totals	3%	6%	21%	37%	25%	6%	1%	0%	0%	0%	0%	0%	0%	100%

AM Volumes		8	17	62	112	74	16	1	1	1	0 <th>0<th>0<th>292</th> </th></th>	0 <th>0<th>292</th> </th>	0 <th>292</th>	292	
% AM		1%	2%	6%	11%	7%	2%	0%	0%	0%	0%	0%	0%	28%	
AM Peak Hour		07:00	10:45	07:30	07:15	10:00	11:45	05:45	11:00	1	1	1	1	07:35	
Volume		3	7	20	32	16	6	1	1	1	1	1	1	73	
PM Volumes		22	50	158	281	195	51	7	1	1	0 <th>0<th>0<th>760</th> </th></th>	0 <th>0<th>760</th> </th>	0 <th>760</th>	760	
% PM		2%	5%	15%	27%	18%	5%	1%	0%	0%	0%	0%	0%	72%	
PM Peak Hour		18:30	14:00	15:00	17:00	16:30	16:45	15:00	18:45	22:00	0 <th>0<th>0<th>17:00</th> </th></th>	0 <th>0<th>17:00</th> </th>	0 <th>17:00</th>	17:00	
Volume		16	36	93	93	34	30	3	1	1	0	0	0	113	
<b>Directional Peak Periods</b>		<b>AM 7-9</b>				<b>NOON 12-2</b>				<b>PM 4-6</b>				<b>Off Peak Volumes</b>	
<b>All Classes</b>		Volume 127				Volume 98				Volume 197				Volume 636	
		% 12%				% 9%				% 19%				% 60%	

Street Name	Direction	Percentiles					
		15th	50th	Average	85th	95th	ADT
SW 52nd St	East Bound	21	28	27	34	37	1058
SW 52nd St	West Bound	19	23	23	28	31	995

Time	< 15	15 - 19	20 - 24	25 - 29	30 - 34	35 - 39	40 - 44	45 - 49	50 - 54	55 - 59	60 - 64	65 - 69	70 +	Total
00:00 AM	0	0	0	0	0	0	0	0	0	0	0	0	0	0
00:15	0	0	0	0	0	0	0	0	0	0	0	0	0	0
00:30	0	0	0	0	0	0	0	0	0	0	0	0	0	0
00:45	0	0	0	0	0	0	0	0	0	0	0	0	0	0
01:00	0	0	0	0	0	0	0	0	0	0	0	0	0	0
01:15	0	0	0	0	0	0	0	0	0	0	0	0	0	0
01:30	0	0	0	0	0	0	0	0	0	0	0	0	0	0
01:45	0	0	0	0	0	0	0	0	0	0	0	0	0	0
02:00	0	0	1	0	0	0	0	0	0	0	0	0	0	1
02:15	0	0	0	1	0	0	0	0	0	0	0	0	0	1
02:30	0	0	0	0	0	0	0	0	0	0	0	0	0	0
02:45	0	1	1	2	1	0	0	0	0	0	0	0	0	5
03:00	0	0	1	0	0	0	0	0	0	0	0	0	0	1
03:15	0	0	0	0	0	0	0	0	0	0	0	0	0	0
03:30	0	0	0	0	0	0	0	0	0	0	0	0	0	0
03:45	0	0	0	0	0	0	0	0	0	0	0	0	0	0
04:00	0	0	0	0	0	0	0	0	0	0	0	0	0	0
04:15	0	0	0	0	0	0	0	0	0	0	0	0	0	0
04:30	0	0	0	0	0	0	0	0	0	0	0	0	0	0
04:45	0	0	1	1	0	0	0	0	0	0	0	0	0	2
05:00	0	0	0	1	0	0	0	0	0	0	0	0	0	1
05:15	0	0	0	1	3	0	0	0	0	0	0	0	0	4
05:30	0	0	1	2	1	0	0	0	0	0	0	0	0	4
05:45	0	0	1	3	1	0	0	0	0	0	0	0	0	5
06:00	1	0	5	4	0	0	0	0	0	0	0	0	0	10
06:15	1	1	6	7	1	0	0	0	0	0	0	0	0	16
06:30	0	1	9	8	0	0	0	0	0	0	0	0	0	13
06:45	0	0	3	5	0	0	0	0	0	0	0	0	0	8
07:00	0	3	10	8	1	0	0	0	0	0	0	0	0	22
07:15	0	5	18	14	0	0	0	0	0	0	0	0	0	37
07:30	5	9	20	6	1	0	0	0	0	0	0	0	0	41
07:45	0	2	7	19	2	0	0	0	0	0	0	0	0	24
08:00	0	2	8	8	0	0	0	0	0	0	0	0	0	18
08:15	0	2	6	8	1	0	0	0	0	0	0	0	0	17
08:30	1	4	18	2	2	0	0	0	0	0	0	0	0	27
08:45	0	4	5	8	2	0	0	0	0	0	0	0	0	19
09:00	1	1	6	6	2	0	0	0	0	0	0	0	0	16
09:15	0	1	6	5	1	0	0	0	0	0	0	0	0	13
09:30	0	0	3	6	2	0	0	0	0	0	0	0	0	11
09:45	0	2	9	8	1	0	0	0	0	0	0	0	0	20
10:00	0	2	4	3	1	0	0	0	0	0	0	0	0	10
10:15	1	1	4	5	0	1	0	0	0	0	0	0	0	12
10:30	0	3	3	5	0	0	0	0	0	0	0	0	0	11
10:45	1	2	5	2	0	0	0	0	0	0	0	0	0	10
11:00	3	4	9	3	1	0	0	0	0	0	0	0	0	20
11:15	0	2	6	4	1	0	0	0	0	0	0	0	0	13
11:30	1	1	9	3	0	0	0	0	0	0	0	0	0	14
11:45	0	1	1	6	2	0	0	0	0	0	0	0	0	10
12:00 PM	0	2	5	3	0	0	0	0	0	0	0	0	0	10
12:15	0	3	2	3	0	0	0	0	0	0	0	0	0	8
12:30	0	2	5	2	4	0	0	0	0	0	0	0	0	13
12:45	0	1	3	7	0	0	0	0	0	0	0	0	0	11
13:00	0	2	5	11	0	0	0	0	0	0	0	0	0	18
13:15	0	2	6	5	0	0	0	1	0	0	0	0	0	14
13:30	2	2	8	4	1	0	0	0	0	0	0	0	0	17
13:45	1	2	7	1	2	0	0	0	0	0	0	0	0	13
14:00	2	5	2	0	0	1	0	0	0	0	0	0	0	10
14:15	6	3	4	1	2	1	0	0	0	0	0	0	0	17
14:30	0	8	5	2	0	1	0	0	0	0	0	0	0	16
14:45	1	3	10	4	0	0	0	0	0	0	0	0	0	18
15:00	0	2	3	6	3	0	0	0	0	0	0	0	0	11
15:15	0	2	9	2	0	0	1	1	0	0	0	0	0	15
15:30	3	5	8	2	0	0	0	0	0	0	0	0	0	18
15:45	1	5	10	1	0	0	0	0	0	0	0	0	0	17
16:00	0	2	6	1	0	0	0	0	0	0	0	0	0	9
16:15	0	0	4	6	1	0	0	0	0	0	0	0	0	11
16:30	0	3	8	2	0	0	0	0	0	0	0	0	0	13
16:45	0	5	10	2	0	0	0	0	0	0	0	0	0	17
17:00	0	2	7	4	1	0	0	0	0	0	0	0	0	14
17:15	0	4	14	6	1	0	0	0	0	0	0	0	0	25
17:30	0	7	9	3	0	0	0	0	0	0	0	0	0	19
17:45	2	2	11	5	1	0	0	0	0	0	0	0	0	21
18:00	0	3	12	5	3	0	0	0	0	0	0	0	0	23
18:15	0	1	10	4	0	0	0	0	0	0	0	0	0	15
18:30	0	3	2	5	1	0	0	0	0	0	0	0	0	11
18:45	0	1	10	3	0	2	0	0	0	0	0	0	0	16
19:00	0	1	5	6	0	1	0	0	0	0	0	0	0	13
19:15	0	2	6	1	1	0	0	0	0	0	0	0	0	10
19:30	1	3	11	5	0	0	0	0	0	0	0	0	0	20
19:45	0	2	5	3	0	0	0	0	0	0	0	0	0	10
20:00	0	1	3	6	1	0	0	0	0	0	0	0	0	11
20:15	0	2	4	1	0	0	0	0	0	0	0	0	0	7
20:30	0	2	4	1	0	0	0	0	0	0	0	0	0	7
20:45	0	1	3	2	0	0	0	0	0	0	0	0	0	6
21:00	0	1	6	2	0	0	0	0	0	0	0	0	0	9
21:15	0	1	1	4	0	0	0	0	0	0	0	0	0	6
21:30	0	1	0	0	0	0	0	0	0	0	0	0	0	1
21:45	0	0	2	0	0	1	0	0	0	0	0	0	0	3
22:00	0	1	3	2	0	1	1	0	0	0	0	0	0	8
22:15	0	0	2	2	0	0	0	0	0	0	0	0	0	4
22:30	0	0	5	2	0	0	0	0	0	0	0	0	0	7
22:45	0	0	0	3	0	0	0	0	0	0	0	0	0	3
23:00	0	0	2	3	0	0	0	0	0	0	0	0	0	5
23:15	0	1	2	0	0	0	0	0	0	0	0	0	0	3
23:30	0	0	0	0	0	0	0	0	0	0	0	0	0	0
23:45	0	0	0	1	1	0	0	0	0	0	0	0	0	2
<b>Totals</b>	<b>34</b>	<b>155</b>	<b>451</b>	<b>298</b>	<b>44</b>	<b>9</b>	<b>2</b>	<b>2</b>						<b>995</b>
<b>% of Totals</b>	<b>3%</b>	<b>16%</b>	<b>45%</b>	<b>30%</b>	<b>4%</b>	<b>1%</b>	<b>0%</b>	<b>0%</b>						<b>100%</b>

Directional Peak Periods	Volume	%	Directional Peak Periods	Volume	%	Directional Peak Periods	Volume	%	Directional Peak Periods	Volume	%
<b>All Classes</b>	<b>205</b>	<b>21%</b>	<b>All Classes</b>	<b>104</b>	<b>10%</b>	<b>All Classes</b>	<b>129</b>	<b>13%</b>	<b>All Classes</b>	<b>557</b>	<b>56%</b>

Street Name	Direction	Percentiles					
		15th	50th	Average	85th	95th	ADT
SW 52nd St	East Bound	21	28	27	34	37	1058
SW 52nd St	West Bound	19	23	23	28	31	995

**Summary**

Time	< 15	15 - 19	20 - 24	25 - 29	30 - 34	35 - 39	40 - 44	45 - 49	50 - 54	55 - 59	60 - 64	65 - 69	70 +	Total
00:00 AM	0	0	0	1	2	0	0	0	0	0	0	0	0	3
00:15	0	0	0	2	1	0	0	0	1	0	0	0	0	4
00:30	0	0	0	0	1	0	0	0	0	0	0	0	0	1
00:45	0	0	0	0	0	0	0	0	0	0	0	0	0	0
01:00	0	0	0	1	0	0	0	0	0	0	0	0	0	1
01:15	0	0	0	0	0	0	0	0	0	0	0	0	0	0
01:30	0	0	0	0	0	0	0	0	0	0	0	0	0	0
01:45	0	0	0	0	1	0	0	0	0	0	0	0	0	1
02:00	0	0	1	1	0	0	0	0	0	0	0	0	0	2
02:15	0	0	0	1	1	0	0	0	0	0	0	0	0	2
02:30	0	0	0	0	1	0	0	0	0	0	0	0	0	1
02:45	0	1	2	3	2	0	0	0	0	0	0	0	0	8
03:00	0	0	1	0	0	0	0	0	0	0	0	0	0	1
03:15	0	0	0	0	0	0	0	0	0	0	0	0	0	0
03:30	0	0	0	0	0	1	0	0	0	0	0	0	0	1
03:45	0	0	0	0	0	0	0	0	0	0	0	0	0	0
04:00	0	0	0	0	0	0	0	0	0	0	0	0	0	0
04:15	0	0	0	0	0	0	0	0	0	0	0	0	0	0
04:30	0	0	0	0	0	0	0	0	0	0	0	0	0	0
04:45	0	0	1	1	0	0	0	0	0	0	0	0	0	2
05:00	0	0	0	2	0	0	0	0	0	0	0	0	0	2
05:15	0	0	0	1	4	1	0	0	0	0	0	0	0	6
05:30	0	0	1	2	2	0	0	0	0	0	0	0	0	5
05:45	0	0	1	4	1	0	0	0	0	0	0	0	0	6
06:00	1	0	5	4	4	0	0	0	0	0	0	0	0	14
06:15	1	1	7	8	3	0	0	0	0	0	0	0	0	20
06:30	1	1	11	8	3	2	1	0	0	0	0	0	0	27
06:45	0	0	4	7	0	2	0	0	0	0	0	0	0	13
07:00	0	4	11	11	2	0	0	0	0	0	0	0	0	28
07:15	1	5	19	19	2	0	0	0	0	0	0	0	0	46
07:30	6	10	32	14	4	0	0	0	0	0	0	0	0	66
07:45	1	5	11	25	7	1	0	0	0	0	0	0	0	50
08:00	0	2	10	15	4	2	0	0	0	0	0	0	0	33
08:15	0	3	8	11	2	1	0	0	0	0	0	0	0	25
08:30	1	5	25	7	7	1	0	0	0	0	0	0	0	46
08:45	1	5	11	14	6	1	0	0	0	0	0	0	0	38
09:00	2	2	7	9	3	0	0	0	0	0	0	0	0	23
09:15	0	2	10	9	2	0	0	0	0	0	0	0	0	24
09:30	0	0	4	11	6	2	0	0	0	0	0	0	0	23
09:45	0	2	11	13	4	0	0	0	0	0	0	0	0	30
10:00	0	2	5	6	4	0	0	0	0	0	0	0	0	17
10:15	1	1	7	11	2	1	0	0	0	0	0	0	0	23
10:30	0	3	8	11	4	0	0	0	0	0	0	0	0	21
10:45	1	2	6	6	7	0	0	0	0	0	0	0	0	22
11:00	5	8	13	5	1	0	0	0	0	0	0	0	0	32
11:15	0	3	7	6	2	0	0	0	0	0	0	0	0	18
11:30	1	3	10	6	3	0	0	0	0	0	0	0	0	23
11:45	0	1	2	11	4	1	0	1	0	0	0	0	0	20
12:00 PM	0	2	6	3	6	1	0	0	0	0	0	0	0	18
12:15	0	4	9	9	5	1	0	0	0	0	0	0	0	23
12:30	1	3	8	8	7	3	0	0	0	0	0	0	0	30
12:45	0	2	5	14	5	0	0	0	0	0	0	0	0	26
13:00	1	2	6	21	3	0	0	0	0	0	0	0	0	33
13:15	0	3	9	11	2	1	0	1	0	0	0	0	0	27
13:30	2	2	9	7	2	2	0	0	0	0	0	0	0	24
13:45	1	4	8	3	5	0	0	0	0	0	0	0	0	21
14:00	3	8	5	0	1	1	0	0	0	0	0	0	0	18
14:15	9	7	10	9	4	1	0	0	0	0	0	0	0	40
14:30	0	10	15	11	2	1	0	0	0	0	0	0	0	39
14:45	1	10	18	9	3	0	0	0	0	0	0	0	0	41
15:00	0	4	14	8	1	1	0	0	0	0	0	0	0	28
15:15	0	5	15	11	4	0	3	1	0	0	0	0	0	39
15:30	3	7	19	8	5	1	0	0	0	0	0	0	0	43
15:45	2	8	21	15	3	1	1	0	0	0	0	0	0	51
16:00	0	3	10	7	10	2	0	0	0	0	0	0	0	32
16:15	0	0	6	18	5	1	0	0	0	0	0	0	0	30
16:30	2	4	14	4	6	1	0	0	0	0	0	0	0	31
16:45	1	6	13	6	6	4	0	0	0	0	0	0	0	36
17:00	0	2	10	16	14	3	0	0	0	0	0	0	0	45
17:15	0	5	20	18	10	1	0	0	0	0	0	0	0	54
17:30	0	7	14	14	5	2	2	0	0	0	0	0	0	44
17:45	2	2	18	23	7	2	0	0	0	0	0	0	0	54
18:00	1	4	14	12	14	4	0	0	0	0	0	0	0	49
18:15	0	1	13	16	7	2	0	0	0	0	0	0	0	39
18:30	1	4	3	10	4	2	0	0	0	0	0	0	0	24
18:45	1	1	11	15	6	2	0	0	0	0	0	0	0	36
19:00	1	2	6	11	8	1	0	0	0	0	0	0	0	31
19:15	4	6	11	6	9	2	0	0	0	0	0	0	0	38
19:30	2	4	15	10	5	1	0	1	0	0	0	0	0	38
19:45	0	3	9	8	8	1	0	0	0	0	0	0	0	29
20:00	0	1	4	11	4	0	0	0	0	0	0	0	0	20
20:15	0	3	5	6	2	3	0	0	0	0	0	0	0	19
20:30	0	2	6	5	0	4	1	0	0	0	0	0	0	18
20:45	2	3	6	5	1	1	0	0	0	0	0	0	0	18
21:00	0	1	7	10	0	1	0	0	0	0	0	0	0	19
21:15	0	2	3	5	2	2	0	0	0	0	0	0	0	14
21:30	0	1	2	4	2	1	0	0	0	0	0	0	0	10
21:45	0	0	3	6	1	1	0	0	0	0	0	0	0	11
22:00	1	1	5	6	1	2	1	0	0	0	0	0	0	17
22:15	0	0	3	4	2	2	0	0	0	0	0	0	0	11
22:30	0	0	6	3	4	1	0	0	1	0	0	0	0	14
22:45	0	0	2	5	1	0	0	0	1	0	0	0	0	9
23:00	0	0	4	8	1	0	0	0	0	0	0	0	0	13
23:15	0	1	3	1	1	0	1	0	1	0	0	0	0	7
23:30	0	0	1	1	0	0	1	0	0	0	0	0	0	3
23:45	0	1	0	1	5	0	0	0	0	0	0	0	0	7
<b>Totals</b>	<b>64</b>	<b>222</b>	<b>671</b>	<b>691</b>	<b>313</b>	<b>76</b>	<b>10</b>	<b>4</b>	<b>2</b>					<b>2053</b>
<b>% of Totals</b>	<b>3%</b>	<b>11%</b>	<b>33%</b>	<b>34%</b>	<b>15%</b>	<b>4%</b>	<b>0%</b>	<b>0%</b>	<b>0%</b>					<b>100%</b>

Directional Peak Periods	AM 7-9	NOON 12-2	PM 4-6	Off Peak Volumes
All Classes	Volume 332	Volume 202	Volume 326	Volume 1193
	% 16%	% 10%	% 16%	% 58%

Street Name	Direction	Percentiles					
		15th	50th	Average	85th	95th	ADT
SW 52nd St	Summary	20	26	26	32	35	2053

# SPEED

SW 52nd St Bet. SW 90th Ave & SW 89th Terrace

Day: Thursday  
Date: 5/25/2023

City: Cooper City  
Project #: FL23\_140259\_050e

**East Bound**

Time	< 15	15 - 19	20 - 24	25 - 29	30 - 34	35 - 39	40 - 44	45 - 49	50 - 54	55 - 59	60 - 64	65 - 69	70 +	Total
00:00 AM	0	0	0	2	4	0	0	0	1	0	0	0	0	7
01:00	0	0	0	0	1	0	0	0	0	0	0	0	0	1
02:00	0	0	1	2	3	0	0	0	0	0	0	0	0	6
03:00	0	0	0	0	0	1	0	0	0	0	0	0	0	1
04:00	0	0	2	0	0	0	0	0	0	0	0	0	0	2
05:00	0	0	0	3	2	0	0	0	0	0	0	0	0	5
06:00	1	0	4	8	9	4	1	0	0	0	0	0	0	27
07:00	3	5	18	28	11	1	0	0	0	0	0	0	0	66
08:00	1	3	17	21	14	5	0	0	0	0	0	0	0	61
09:00	1	2	8	17	8	4	0	0	0	0	0	0	0	40
10:00	0	0	5	19	16	0	0	0	0	0	0	0	0	40
11:00	2	7	7	12	6	1	0	1	0	0	0	0	0	36
12:00 PM	1	3	8	19	19	5	0	0	0	0	0	0	0	55
13:00	1	3	5	21	10	3	0	0	0	0	0	0	0	43
14:00	4	16	27	22	8	0	0	0	0	0	0	0	0	77
15:00	1	10	36	34	13	3	3	0	0	0	0	0	0	100
16:00	3	3	15	24	26	8	0	0	0	0	0	0	0	79
17:00	0	1	21	53	33	8	2	0	0	0	0	0	0	118
18:00	3	2	7	36	27	8	0	0	0	0	0	0	0	83
19:00	6	7	16	20	29	4	0	1	0	0	0	0	0	83
20:00	2	3	7	17	11	4	0	0	0	0	0	0	0	44
21:00	0	1	6	19	5	4	0	0	0	0	0	0	0	35
22:00	1	0	6	9	8	4	0	0	1	0	0	0	0	29
23:00	0	1	4	7	6	0	2	0	0	0	0	0	0	20
<b>Totals</b>	<b>30</b>	<b>67</b>	<b>220</b>	<b>393</b>	<b>269</b>	<b>67</b>	<b>8</b>	<b>2</b>	<b>2</b>					<b>1058</b>
<b>% of Totals</b>	<b>3%</b>	<b>6%</b>	<b>21%</b>	<b>37%</b>	<b>25%</b>	<b>6%</b>	<b>1%</b>	<b>0%</b>	<b>0%</b>					<b>100%</b>

<b>AM Volumes</b>	8	17	62	112	74	16	1	1	1	0	0	0	0	292
<b>% AM</b>	1%	2%	6%	11%	7%	2%	0%	0%	0%					28%
<b>AM Peak Hour</b>	07:00	11:00	07:00	07:00	10:00	08:00	06:00	11:00						07:00
<b>Volume</b>	3	7	18	28	16	5	1	1	1					66
<b>PM Volumes</b>	22	50	158	281	195	51	7	1	1	0	0	0	0	766
<b>% PM</b>	2%	5%	15%	27%	18%	5%	1%	0%	0%					72%
<b>PM Peak Hour</b>	19:00	14:00	15:00	17:00	17:00	16:00	15:00	19:00	22:00					17:00
<b>Volume</b>	6	16	36	53	33	8	3	1	1					118

Directional Peak Periods All Speeds	AM 7-9		NOON 12-2		PM 4-6		Off Peak Volumes	
	Volume	%	Volume	%	Volume	%	Volume	%
	127	↔ 12%	98	↔ 9%	197	↔ 19%	636	↔ 60%

Street Name	Direction	Percentiles					
		15th	50th	Average	85th	95th	ADT
SW 52nd St	East Bound	21	28	27	34	37	1058
SW 52nd St	West Bound	19	23	23	28	31	995

# SPEED

SW 52nd St Bet. SW 90th Ave & SW 89th Terrace

Day: Thursday  
Date: 5/25/2023

City: Cooper City  
Project #: FL23\_140259\_050w

## West Bound

Time	< 15	15 - 19	20 - 24	25 - 29	30 - 34	35 - 39	40 - 44	45 - 49	50 - 54	55 - 59	60 - 64	65 - 69	70 +	Total
00:00 AM	0	0	0	1	0	0	0	0	0	0	0	0	0	1
01:00	0	0	1	1	0	0	0	0	0	0	0	0	0	2
02:00	0	1	2	3	1	0	0	0	0	0	0	0	0	7
03:00	0	0	1	0	0	0	0	0	0	0	0	0	0	1
04:00	0	0	2	1	0	0	0	0	0	0	0	0	0	3
05:00	0	0	3	9	2	0	0	0	0	0	0	0	0	14
06:00	2	2	23	19	1	0	0	0	0	0	0	0	0	47
07:00	5	19	55	41	4	0	0	0	0	0	0	0	0	124
08:00	1	12	37	26	5	0	0	0	0	0	0	0	0	81
09:00	1	4	24	25	6	0	0	0	0	0	0	0	0	60
10:00	2	8	16	15	1	1	0	0	0	0	0	0	0	43
11:00	4	8	25	16	4	0	0	0	0	0	0	0	0	57
12:00 PM	0	8	15	15	4	0	0	0	0	0	0	0	0	42
13:00	3	8	26	21	3	0	0	1	0	0	0	0	0	62
14:00	9	19	21	7	2	3	0	0	0	0	0	0	0	61
15:00	4	14	33	8	0	0	1	1	0	0	0	0	0	61
16:00	0	10	28	11	1	0	0	0	0	0	0	0	0	50
17:00	2	15	41	18	3	0	0	0	0	0	0	0	0	79
18:00	0	8	34	17	4	2	0	0	0	0	0	0	0	65
19:00	1	8	27	15	1	1	0	0	0	0	0	0	0	53
20:00	0	6	14	10	1	0	0	0	0	0	0	0	0	31
21:00	0	3	9	6	0	1	0	0	0	0	0	0	0	19
22:00	0	1	10	9	0	1	1	0	0	0	0	0	0	22
23:00	0	1	4	4	1	0	0	0	0	0	0	0	0	10
<b>Totals</b>	<b>34</b>	<b>155</b>	<b>451</b>	<b>298</b>	<b>44</b>	<b>9</b>	<b>2</b>	<b>2</b>						<b>995</b>
<b>% of Totals</b>	<b>3%</b>	<b>16%</b>	<b>45%</b>	<b>30%</b>	<b>4%</b>	<b>1%</b>	<b>0%</b>	<b>0%</b>						<b>100%</b>

<b>AM Volumes</b>	15	54	189	157	24	1	0	0	0	0	0	0	0	440
<b>% AM</b>	2%	5%	19%	16%	2%	0%								44%
<b>AM Peak Hour</b>	07:00	07:00	07:00	07:00	09:00	10:00								07:00
<b>Volume</b>	5	19	55	41	6	1								124
<b>PM Volumes</b>	19	101	262	141	20	8	2	2	0	0	0	0	0	555
<b>% PM</b>	2%	10%	26%	14%	2%	1%	0%	0%						56%
<b>PM Peak Hour</b>	14:00	14:00	17:00	13:00	12:00	14:00	15:00	13:00						17:00
<b>Volume</b>	9	19	41	21	4	3	1	1						79

Directional Peak Periods All Speeds	AM 7-9		NOON 12-2		PM 4-6		Off Peak Volumes	
	Volume	%	Volume	%	Volume	%	Volume	%
	205	↔ 21%	104	↔ 10%	129	↔ 13%	557	↔ 56%

Street Name	Direction	Percentiles					ADT
		15th	50th	Average	85th	95th	
SW 52nd St	East Bound	21	28	27	34	37	1058
SW 52nd St	West Bound	19	23	23	28	31	995



# SPEED

SW 52nd St Bet. SW 90th Ave & SW 89th Terrace

Day: Thursday  
Date: 5/25/2023

City: Cooper City  
Project #: FL23\_140259\_050

## Summary

Time	< 15	15 - 19	20 - 24	25 - 29	30 - 34	35 - 39	40 - 44	45 - 49	50 - 54	55 - 59	60 - 64	65 - 69	70 +	Total
00:00 AM	0	0	0	3	4	0	0	0	1	0	0	0	0	8
01:00	0	0	1	1	1	0	0	0	0	0	0	0	0	3
02:00	0	1	3	5	4	0	0	0	0	0	0	0	0	13
03:00	0	0	1	0	0	1	0	0	0	0	0	0	0	2
04:00	0	0	4	1	0	0	0	0	0	0	0	0	0	5
05:00	0	0	3	12	4	0	0	0	0	0	0	0	0	19
06:00	3	2	27	27	10	4	1	0	0	0	0	0	0	74
07:00	8	24	73	69	15	1	0	0	0	0	0	0	0	190
08:00	2	15	54	47	19	5	0	0	0	0	0	0	0	142
09:00	2	6	32	42	14	4	0	0	0	0	0	0	0	100
10:00	2	8	21	34	17	1	0	0	0	0	0	0	0	83
11:00	6	15	32	28	10	1	0	1	0	0	0	0	0	93
12:00 PM	1	11	23	34	23	5	0	0	0	0	0	0	0	97
13:00	4	11	31	42	13	3	0	1	0	0	0	0	0	105
14:00	13	35	48	29	10	3	0	0	0	0	0	0	0	138
15:00	5	24	69	42	13	3	4	1	0	0	0	0	0	161
16:00	3	13	43	35	27	8	0	0	0	0	0	0	0	129
17:00	2	16	62	71	36	8	2	0	0	0	0	0	0	197
18:00	3	10	41	53	31	10	0	0	0	0	0	0	0	148
19:00	7	15	43	35	30	5	0	1	0	0	0	0	0	136
20:00	2	9	21	27	12	4	0	0	0	0	0	0	0	75
21:00	0	4	15	25	5	5	0	0	0	0	0	0	0	54
22:00	1	1	16	18	8	5	1	0	1	0	0	0	0	51
23:00	0	2	8	11	7	0	2	0	0	0	0	0	0	30
<b>Totals</b>	<b>64</b>	<b>222</b>	<b>671</b>	<b>691</b>	<b>313</b>	<b>76</b>	<b>10</b>	<b>4</b>	<b>2</b>					<b>2053</b>
<b>% of Totals</b>	<b>3%</b>	<b>11%</b>	<b>33%</b>	<b>34%</b>	<b>15%</b>	<b>4%</b>	<b>0%</b>	<b>0%</b>	<b>0%</b>					<b>100%</b>

<b>AM Volumes</b>	23	71	251	269	98	17	1	1	1	0	0	0	0	732
<b>% AM</b>	1%	3%	12%	13%	5%	1%	0%	0%	0%					36%
<b>AM Peak Hour</b>	07:00	07:00	07:00	07:00	08:00	08:00	06:00	11:00						07:00
<b>Volume</b>	8	24	73	69	19	5	1	1	1					190
<b>PM Volumes</b>	41	151	420	422	215	59	9	3	1	0	0	0	0	1321
<b>% PM</b>	2%	7%	20%	21%	10%	3%	0%	0%	0%					64%
<b>PM Peak Hour</b>	14:00	14:00	15:00	17:00	17:00	18:00	15:00	13:00	22:00					17:00
<b>Volume</b>	13	35	69	71	36	10	4	1	1					197

Directional Peak Periods All Speeds	AM 7-9		NOON 12-2		PM 4-6		Off Peak Volumes	
	Volume	%	Volume	%	Volume	%	Volume	%
	332	↔ 16%	202	↔ 10%	326	↔ 16%	1193	↔ 58%

Street Name	Direction	Percentiles					ADT
		15th	50th	Average	85th	95th	
SW 52nd St	Summary	20	26	26	32	35	2053

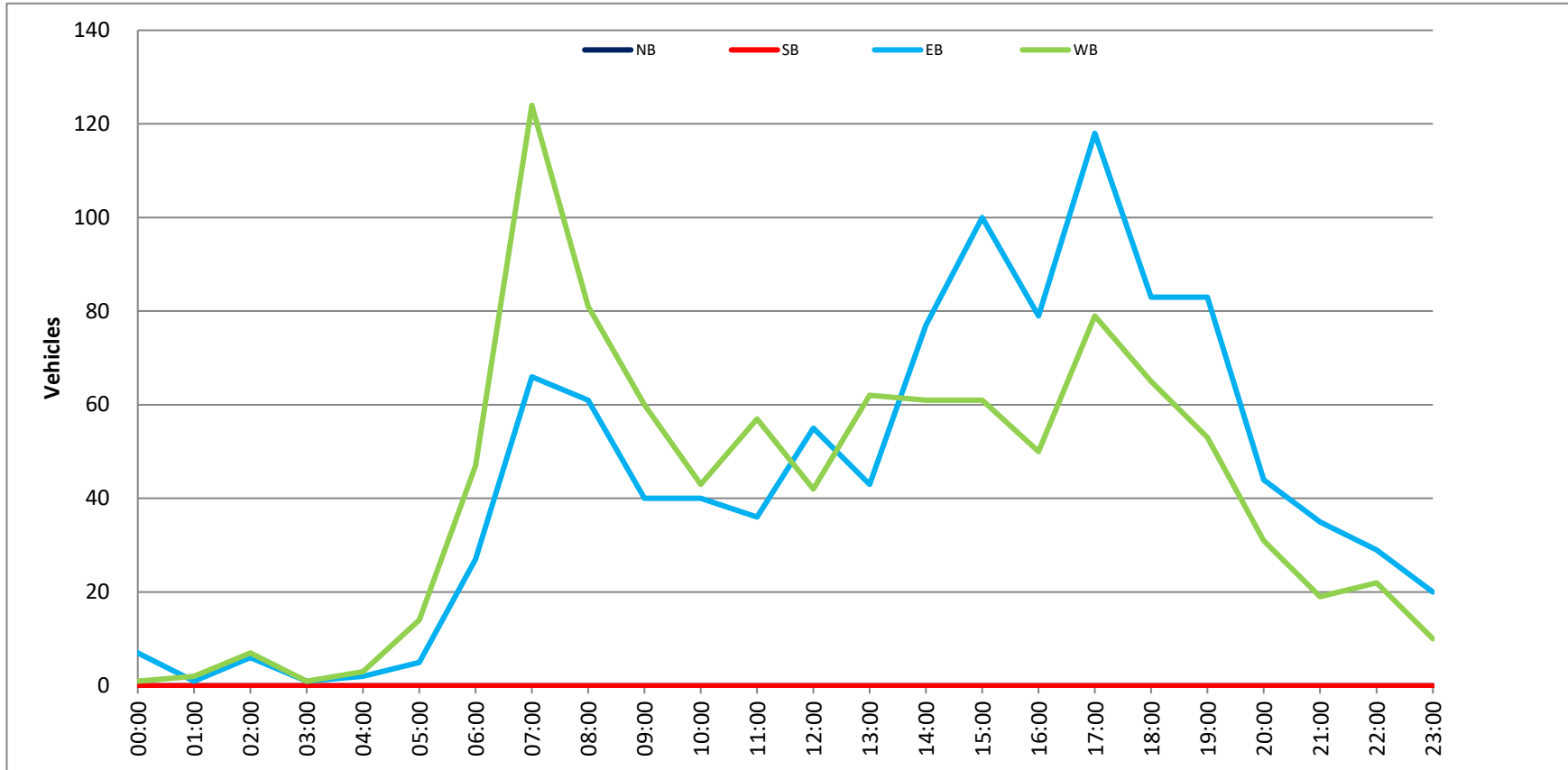
# VOLUME

SW 52nd St Bet. SW 90th Ave & SW 89th Terrace

Day: Thursday  
Date: 5/25/2023

City: Cooper City  
Project #: FL23\_140259\_050

DAILY TOTALS										NB		SB		EB		WB		TOTAL	
										0		0		1,058		995		2,053	
AM Period	NB	SB	EB	WB	TOTAL	PMI Period	NB	SB	EB	WB	TOTAL								
00:00	0	0	3	0	3	12:00	0	0	8	10	18								
00:15	0	0	3	1	4	12:15	0	0	15	8	23								
00:30	0	0	1	0	1	12:30	0	0	17	13	30								
00:45	0	0	0	7	8	12:45	0	0	15	55	26								
01:00	0	0	0	2	2	13:00	0	0	15	18	33								
01:15	0	0	0	0	0	13:15	0	0	13	14	27								
01:30	0	0	0	0	0	13:30	0	0	7	17	24								
01:45	0	0	1	1	3	13:45	0	0	8	43	21								
02:00	0	0	1	1	2	14:00	0	0	8	10	18								
02:15	0	0	1	1	2	14:15	0	0	23	17	40								
02:30	0	0	1	0	1	14:30	0	0	23	16	39								
02:45	0	0	3	6	13	14:45	0	0	23	77	41								
03:00	0	0	0	5	7	15:00	0	0	23	18	61								
03:15	0	0	0	1	1	15:15	0	0	17	11	28								
03:30	0	0	0	0	0	15:30	0	0	24	15	39								
03:45	0	0	1	0	2	15:45	0	0	25	18	43								
04:00	0	0	0	1	1	15:45	0	0	34	100	51								
04:15	0	0	2	1	3	16:00	0	0	23	9	32								
04:30	0	0	0	0	0	16:15	0	0	19	11	30								
04:45	0	0	0	0	0	16:30	0	0	18	13	31								
05:00	0	0	0	2	2	16:45	0	0	19	79	36								
05:15	0	0	1	1	2	17:00	0	0	19	14	45								
05:30	0	0	2	4	6	17:15	0	0	29	25	54								
05:45	0	0	1	4	5	17:30	0	0	18	19	44								
06:00	0	0	1	5	14	17:45	0	0	25	19	44								
06:15	0	0	5	5	19	18:00	0	0	33	118	54								
06:30	0	0	4	10	14	18:15	0	0	26	23	49								
06:45	0	0	4	16	20	18:30	0	0	24	15	39								
07:00	0	0	14	13	27	18:45	0	0	13	11	24								
07:15	0	0	5	8	13	19:00	0	0	20	83	36								
07:30	0	0	27	47	74	19:15	0	0	18	13	31								
07:45	0	0	6	22	28	19:30	0	0	28	10	38								
08:00	0	0	9	37	46	19:45	0	0	18	28	38								
08:15	0	0	25	41	66	20:00	0	0	18	20	38								
08:30	0	0	26	24	50	20:15	0	0	18	18	36								
08:45	0	0	66	24	124	20:30	0	0	19	83	29								
09:00	0	0	15	18	33	20:45	0	0	12	44	18								
09:15	0	0	8	17	25	21:00	0	0	9	9	20								
09:30	0	0	19	27	46	21:15	0	0	12	7	19								
09:45	0	0	61	19	81	21:30	0	0	11	11	18								
10:00	0	0	19	19	38	21:45	0	0	12	6	31								
10:15	0	0	16	16	32	22:00	0	0	10	9	19								
10:30	0	0	11	13	24	22:15	0	0	8	4	14								
10:45	0	0	12	11	23	22:30	0	0	8	6	14								
11:00	0	0	10	10	20	22:45	0	0	9	7	17								
11:15	0	0	40	20	60	23:00	0	0	6	29	9								
11:30	0	0	12	10	22	23:15	0	0	8	5	13								
11:45	0	0	5	13	18	23:30	0	0	4	4	7								
11:45	0	0	9	14	23	23:45	0	0	3	3	3								
TOTALS			292	440	732	TOTALS			766	555	1321								
SPLIT %			39.9%	60.1%	35.7%	SPLIT %			58.0%	42.0%	64.3%								
DAILY TOTALS										NB		SB		EB		WB		Total	
										0		0		1,058		995		2,053	
AM Peak Hour	07:15	07:00	07:15	07:00	07:15	PMI Peak Hour	17:00	17:15	17:15	17:15	17:15								
AM Pk Volume	75	124	195	124	195	PMI Pk Volume	118	88	201	88	201								
Pk Hr Factor	0.721	0.756	0.739	0.739	0.739	Pk Hr Factor	0.894	0.880	0.931	0.880	0.931								
7 - 9 Volume	0	0	332	205	332	4 - 6 Volume	0	0	129	197	129								
7 - 9 Peak Hour	07:15	07:00	07:15	07:00	07:15	4 - 6 Peak Hour	17:00	17:00	17:00	17:00	17:00								
7 - 9 Pk Volume	0	0	195	124	195	4 - 6 Pk Volume	118	118	79	118	197								
Pk Hr Factor	0.721	0.756	0.739	0.739	0.739	Pk Hr Factor	0.894	0.880	0.790	0.894	0.790								





**SPEED**  
SW 52nd St Bet. SW 95th Ave & SW 94th Ave

Day: Tuesday  
Date: 12/19/2023

City: Cooper City  
Project #: FL23\_140491\_002

Time	EASTBOUND														Total	WESTBOUND														Total	TOTALS																	
	5	15	20	25	30	35	40	45	50	55	60	65	70	70		5	15	20	25	30	35	40	45	50	55	60	65	70	70		5	15	20	25	30	35	40	45	50	55	60	65	70	70				
	15	20	25	30	35	40	45	50	55	60	65	70	70	15		20	25	30	35	40	45	50	55	60	65	70	70	15	20		25	30	35	40	45	50	55	60	65	70	70							
00:00	0	2	1	0	1	0	0	0	0	0	0	0	0	0	4	0	0	1	2	5	0	0	0	0	0	0	0	0	8	0	2	2	2	6	0	0	0	0	0	0	0	0	0	0	0	0	12	
01:00	0	0	0	1	1	2	0	0	0	0	0	0	0	0	4	0	1	0	0	0	0	0	0	0	0	0	0	0	1	0	1	0	1	1	2	0	0	0	0	0	0	0	0	0	0	0	0	5
02:00	0	1	2	1	1	0	0	0	0	0	0	0	0	0	4	0	0	1	1	0	2	0	0	0	0	0	0	0	4	0	1	3	2	0	2	0	0	0	0	0	0	0	0	0	0	0	0	8
03:00	0	0	0	0	0	0	0	0	0	0	0	0	0	0	0	0	0	0	3	0	0	0	0	0	0	0	0	0	3	0	0	0	3	0	0	0	0	0	0	0	0	0	0	0	0	0	3	
04:00	0	0	1	0	0	0	0	0	0	0	0	0	0	0	1	0	0	0	3	1	1	3	0	0	0	0	0	8	0	0	1	3	1	1	3	0	0	0	0	0	0	0	0	0	0	0	9	
05:00	0	0	2	1	1	1	0	0	0	0	0	0	0	0	5	0	0	3	6	7	2	1	0	0	0	0	0	19	0	0	5	7	8	3	1	0	0	0	0	0	0	0	0	0	0	0	24	
06:00	1	0	10	8	5	1	0	0	0	0	0	0	0	0	25	2	1	3	20	21	7	2	0	0	0	0	0	56	3	1	13	28	26	8	2	0	0	0	0	0	0	0	0	0	0	0	81	
07:00	4	13	52	72	35	5	0	0	0	0	0	0	0	0	181	0	18	35	69	46	10	1	0	0	0	0	0	179	4	31	87	141	81	15	1	0	0	0	0	0	0	0	0	0	0	0	360	
08:00	3	8	25	53	37	8	0	1	0	0	0	0	0	0	135	2	11	43	84	39	11	1	0	0	0	0	0	191	5	19	68	137	76	19	1	1	0	0	0	0	0	0	0	0	0	0	326	
09:00	2	2	11	25	15	4	0	0	0	0	0	0	0	0	59	1	2	9	37	22	13	0	1	0	0	0	0	85	3	4	20	62	37	17	0	1	0	0	0	0	0	0	0	0	0	144		
10:00	0	0	10	20	16	5	1	0	0	0	0	0	0	0	52	1	0	7	15	27	5	0	0	0	0	0	0	55	1	0	17	35	43	10	1	0	0	0	0	0	0	0	0	0	0	107		
11:00	0	2	9	30	26	2	0	0	0	0	0	0	0	0	69	0	1	14	27	23	5	0	0	0	0	0	0	70	0	3	23	57	49	7	0	0	0	0	0	0	0	0	0	0	0	139		
12:00	1	4	6	28	19	10	0	0	0	0	0	0	0	0	68	1	2	12	29	22	9	2	1	0	0	0	0	78	2	6	18	57	41	19	2	1	0	0	0	0	0	0	0	0	0	146		
13:00	1	6	20	35	23	6	0	0	0	0	0	0	0	0	91	2	0	11	25	24	8	3	0	0	0	0	0	73	3	6	31	60	47	14	3	0	0	0	0	0	0	0	0	0	0	164		
14:00	3	3	14	37	20	6	1	0	0	0	0	0	0	0	84	0	3	24	50	41	8	1	0	0	0	0	0	127	3	6	38	87	61	14	2	0	0	0	0	0	0	0	0	0	0	211		
15:00	1	7	30	75	31	6	2	0	0	0	0	0	0	0	152	0	5	25	61	53	11	1	0	0	0	0	0	156	1	12	55	136	84	17	3	0	0	0	0	0	0	0	0	0	0	308		
16:00	5	5	24	35	29	4	1	0	0	0	0	0	0	0	103	6	10	9	29	32	7	5	0	0	0	0	0	98	11	15	33	64	61	11	6	0	0	0	0	0	0	0	0	0	0	0	201	
17:00	6	7	26	53	37	6	0	0	0	0	0	0	0	0	135	0	1	11	35	26	18	0	1	0	0	0	0	92	6	8	37	88	63	24	0	1	0	0	0	0	0	0	0	0	0	0	227	
18:00	5	8	21	43	24	2	0	0	0	0	0	0	0	0	103	2	7	9	34	26	6	1	1	0	0	0	0	86	7	15	30	77	50	8	1	1	0	0	0	0	0	0	0	0	0	189		
19:00	6	9	20	29	15	6	1	0	0	0	0	0	0	0	86	4	1	10	21	15	5	0	0	0	0	0	0	56	10	10	30	50	30	11	1	0	0	0	0	0	0	0	0	0	0	142		
20:00	2	4	13	18	9	2	0	1	0	0	0	0	0	0	49	2	0	13	19	9	2	0	0	0	0	0	0	45	4	4	26	37	18	4	0	1	0	0	0	0	0	0	0	0	0	94		
21:00	1	1	7	14	9	1	1	0	0	0	0	0	0	0	34	1	1	5	10	16	4	2	0	0	0	0	0	39	2	2	12	24	25	5	3	0	0	0	0	0	0	0	0	0	0	73		
22:00	0	0	8	13	7	0	0	0	0	0	0	0	0	0	28	0	1	5	5	4	3	1	0	0	0	0	0	19	0	1	13	18	11	3	1	0	0	0	0	0	0	0	0	0	0	0	47	
23:00	1	1	8	5	4	0	1	0	0	0	0	0	0	0	20	0	2	2	7	5	0	0	0	0	0	0	0	16	1	3	10	12	9	0	1	0	0	0	0	0	0	0	0	0	0	0	36	
Totals	42	83	320	596	364	77	8	2	0	0	0	0	0	0	1,492	24	67	252	592	464	137	24	4	0	0	0	0	1,564	66	150	572	1,188	828	214	32	6	0	0	0	0	0	0	0	0	0	0	3,056	
% of Totals	3%	6%	21%	40%	24%	5%	1%	0%							100%	2%	4%	16%	38%	30%	9%	2%	0%				100%	2%	5%	19%	39%	27%	7%	1%	0%											100%		

Time	EASTBOUND														Total	WESTBOUND														Total																
	5	15	20	25	30	35	40	45	50	55	60	65	70	70		5	15	20	25	30	35	40	45	50	55	60	65	70	70		5	15	20	25	30	35	40	45	50	55	60	65	70	70		
	15	20	25	30	35	40	45	50	55	60	65	70	70	15		20	25	30	35	40	45	50	55	60	65	70	70	15	20		25	30	35	40	45	50	55	60	65	70	70					
00:00 - 12:00	10	28	123	211	137	28	1	1	0	0	0	0	0	539	6	34	116	267	191	56	8	1	0	0	0	0	679	16	62	239	478	328	84	9	2	0	0	0	0	0	0	0	0	0	1218	
Peak Hour	7:00	7:00	7:00	7:15	7:45	7:30	9:30	8:00	0:00	0:00	0:00	0:00	0:00	369	0%	2%	8%	18%	13%	4%	1%	0%	0%	0%	0%	0%	45%	1%	4%	16%	32%	22%	6%	1%	0%	0%	0%	0%	0%	0%	0%	0%	0%	0%	0%	82%
Peak Volume	4	13	52	76	38	9	1	1	0	0	0	0	0	181	2	18	50	87	50	14	4	1	0	0	0	0	198	6	31	87	158	86	21	4	2	0	0	0	0	0	0	0	0	0	374	
12:00 - 24:00	32	55	197	385	227	49	7	1	0	0	0	0	0	953	18	33	136	325	273	81	16	3	0	0	0	0	885	50	88	333	710	500	130	23	4	0	0	0	0	0	0	0	0	1838		
Peak Hour	17:45	18:30	16:30	15:00	15:15	12:00	15:15	20:00	12:00	12:00	12:00	12:00	0%	64%	1%	2%	9%	22%	18%	5%	1%	0%	0%	0%	0%	59%	3%	6%	22%	48%	34%	9%	2%	0%	0%	0%	0%	0%	0%	0%	0%	0%	0%	0%	123%	
Peak Volume	9	14	31	75	41	10	3	1	0	0	0	0	0	157	6	30	26	64	61	19	5	1	0	0	0	170	14	16	55	137	101	25	7	1	0	0	0	0	0	0	0	0	0	325		
07:00 - 09:00	7	21	77	125	72	13	0	1	0	0	0	0	0	316	2	25	78	153	85	21	2	0	0	0	0	0	370	9	50	155	278	157	34	2	1	0	0	0	0	0	0	0	0	686		
Peak Hour	7:00	7:00	7:00	7:15	7:45	7:30	7:00	8:00	7:00	7:00	7:00	7:00	0%	21%	0%	2%	5%	10%	6%	1%	0%	0%	0%	0%	0%	0%	25%	1%	3%	10%	19%	11%	2%	0%	0%	0%	0%	0%	0%	0%	0%	0%	0%	0%	0%	46%
Peak Volume	4	13	52	76	38	9	0	1	0	0	0	0	0	181	2	18	50	87	50	11	1	0	0</																							

**SPEED**  
SW 52nd St Bet. SW 95th Ave & SW 94th Ave

Day: Wednesday  
Date: 12/20/2023

City: Cooper City  
Project #: FL23\_140491\_002

Time	EASTBOUND														Total	WESTBOUND														Total	TOTALS														Total	
	5	15	20	25	30	35	40	45	50	55	60	65	70	70		5	15	20	25	30	35	40	45	50	55	60	65	70	70		5	15	20	25	30	35	40	45	50	55	60	65	70	70		
	15	20	25	30	35	40	45	50	55	60	65	70	99	15		20	25	30	35	40	45	50	55	60	65	70	99	15	20		25	30	35	40	45	50	55	60	65	70	99					
00:00	0	1	1	3	4	1	0	0	0	0	0	0	0	10	0	0	0	5	1	1	0	0	0	0	0	0	7	0	1	1	8	5	2	0	0	0	0	0	0	0	0	0	0	0	17	
01:00	0	1	1	1	0	1	0	0	0	0	0	0	0	4	0	0	0	3	0	0	1	0	0	0	0	0	4	0	1	1	4	0	1	1	0	0	0	0	0	0	0	0	0	0	0	8
02:00	0	0	2	0	0	0	0	0	0	0	0	0	0	2	0	0	0	0	0	0	0	0	0	0	0	0	0	0	0	2	0	0	0	0	0	0	0	0	0	0	0	0	0	0	2	
03:00	0	0	1	1	0	0	0	0	0	0	0	0	0	2	0	0	2	0	1	0	0	0	0	0	0	0	3	0	0	3	1	1	0	0	0	0	0	0	0	0	0	0	0	0	5	
04:00	0	0	0	1	0	0	0	0	0	0	0	0	0	1	0	0	0	1	4	1	1	0	0	0	0	0	7	0	0	0	2	4	1	1	0	0	0	0	0	0	0	0	0	0	8	
05:00	0	0	1	1	0	1	0	0	0	0	0	0	0	3	0	1	4	5	3	2	1	0	0	0	0	0	16	0	1	5	6	3	3	1	0	0	0	0	0	0	0	0	0	0	19	
06:00	3	1	5	8	5	0	0	0	0	0	0	0	0	22	1	2	7	19	5	3	0	0	0	0	0	44	4	3	12	15	24	5	3	0	0	0	0	0	0	0	0	0	0	0	66	
07:00	9	8	55	57	34	4	1	0	0	0	0	0	0	168	1	6	38	73	42	12	2	0	0	0	0	174	10	14	93	130	76	16	3	0	0	0	0	0	0	0	0	0	0	0	342	
08:00	4	11	32	51	35	7	2	0	0	0	0	0	0	142	2	10	48	80	38	10	2	0	0	0	0	190	6	21	80	131	73	17	4	0	0	0	0	0	0	0	0	0	0	0	332	
09:00	0	3	9	23	14	1	1	0	0	0	0	0	0	51	3	6	16	26	34	4	3	1	0	0	0	93	3	9	25	49	48	5	4	1	0	0	0	0	0	0	0	0	0	144		
10:00	2	3	15	14	17	0	1	0	0	0	0	0	0	52	2	3	10	23	21	8	1	1	0	0	0	69	4	6	25	37	38	8	2	1	0	0	0	0	0	0	0	0	0	121		
11:00	1	7	15	35	16	4	0	0	0	0	0	0	0	78	0	2	7	30	29	6	2	0	0	0	0	76	1	9	22	65	45	10	2	0	0	0	0	0	0	0	0	0	0	154		
12:00	2	1	20	28	18	4	1	0	0	0	0	0	0	74	1	0	11	31	28	10	1	1	0	0	0	83	3	1	31	59	46	14	2	1	0	0	0	0	0	0	0	0	0	0	157	
13:00	3	3	27	32	37	8	1	0	0	0	0	0	0	111	2	6	9	26	20	12	1	1	0	0	0	77	5	9	36	58	57	20	2	1	0	0	0	0	0	0	0	0	0	0	188	
14:00	1	7	15	38	32	2	2	0	0	0	0	0	0	97	3	6	30	54	35	6	5	0	0	0	0	139	4	13	45	92	67	8	7	0	0	0	0	0	0	0	0	0	0	0	236	
15:00	2	6	36	75	24	7	1	0	0	0	0	0	0	151	3	8	36	58	58	6	3	0	0	0	0	172	5	14	72	133	82	13	4	0	0	0	0	0	0	0	0	0	0	0	323	
16:00	5	7	35	32	26	6	0	0	0	0	0	0	0	111	3	4	19	40	29	17	1	1	0	0	0	114	8	11	54	72	55	23	1	1	0	0	0	0	0	0	0	0	0	225		
17:00	2	9	22	45	31	3	0	0	0	0	0	0	0	112	2	2	9	35	27	6	0	0	0	0	0	81	4	11	31	80	58	9	0	0	0	0	0	0	0	0	0	0	0	193		
18:00	0	4	25	50	13	5	0	0	0	0	0	0	0	97	0	3	16	25	24	5	0	0	0	0	0	73	0	7	41	75	37	10	0	0	0	0	0	0	0	0	0	0	0	170		
19:00	0	7	21	27	26	5	0	0	0	0	0	0	0	86	1	2	12	29	18	4	0	0	0	0	0	66	1	9	33	56	44	9	0	0	0	0	0	0	0	0	0	0	0	152		
20:00	1	3	6	19	14	0	0	0	0	0	0	0	0	43	0	2	9	12	10	4	1	0	0	0	0	38	1	5	15	31	24	4	1	0	0	0	0	0	0	0	0	0	0	81		
21:00	1	0	8	15	12	5	0	0	0	0	0	0	0	41	1	3	10	21	14	7	0	0	0	0	0	56	2	3	18	36	26	12	0	0	0	0	0	0	0	0	0	0	0	97		
22:00	0	3	10	8	6	3	0	0	0	0	0	0	0	30	0	0	3	10	5	6	0	0	0	0	0	24	0	3	13	18	11	9	0	0	0	0	0	0	0	0	0	0	0	54		
23:00	1	1	0	6	5	0	1	0	0	0	0	0	0	14	0	0	0	6	5	0	0	0	0	0	0	11	1	1	0	12	10	0	1	0	0	0	0	0	0	0	0	0	0	0	25	
Totals	37	86	362	570	369	67	11	0	0	0	0	0	0	1,502	25	66	296	600	465	132	28	5	0	0	0	1,617	62	152	658	1,170	834	199	39	5	0	0	0	0	0	0	0	0	0	3,119		
% of Totals	2%	6%	24%	38%	25%	4%	1%							100%	2%	4%	18%	37%	29%	8%	2%	0%			100%	2%	5%	21%	38%	27%	6%	1%	0%											100%		

Time	EASTBOUND														Total	WESTBOUND														Total													
	5	15	20	25	30	35	40	45	50	55	60	65	70	70		5	15	20	25	30	35	40	45	50	55	60	65	70	70														
00:00 - 12:00	19	35	137	195	125	19	5	0	0	0	0	0	0	535	9	30	132	253	192	49	16	2	0	0	683	28	65	269	448	317	68	21	2	0	0	0	0	0	0	0	0	1218	
Peak Hour	1%	2%	9%	13%	8%	1%	0%	0%	0%	0%	0%	0%	0%	36%	1%	2%	9%	17%	13%	3%	1%	0%	0	0	45%	2%	4%	18%	30%	21%	5%	1%	0%	0%	0%	0%	0%	0%	0%	0%	0%	0%	83%
Peak Volume	10	13	55	57	43	7	3	0	0	0	0	0	0	168	4	11	49	88	53	14	4	1	0	0	202	11	22	99	141	85	18	7	1	0	0	0	0	0	0	0	0	363	
12:00 - 24:00	18	51	225	375	244	48	6	0	0	0	0	0	0	967	16	36	164	347	273	83	12	3	0	0	934	34	87	389	722	517	131	18	3	0	0	0	0	0	0	0	1901		
Peak Hour	1%	3%	15%	25%	16%	3%	0%	0%	0%	0%	0%	0%	0%	64%	1%	2%	11%	23%	18%	6%	1%	0%	0	0	62%	2%	6%	26%	48%	34%	9%	1%	0%	0%	0%	0%	0%	0%	0%	0%	0%	127%	
Peak Volume	5	10	41	75	43	9	2	0	0	0	0	0	0	158	5	10	39	66	58	17	5	1	0	0	187	9	16	78	141	82	23	7	1	0	0	0	0	0	0	0	0	345	
07:00 - 09:00	13	19	87	108	69	11	3	0	0	0	0	0	0	310	3	16	86	153	80	22	4	0	0	0	364	16	35	173	261	149	33	7	0	0	0	0	0	0	0	0	674		
Peak Hour	1%	1%	6%	7%	5%	1%	0%	0%	0%	0%	0%	0%	0%	21%	0%	1%	6%	10%	5%	1%	0%	0%	0%	0	0	24%	1%	2%	12%	17%	10%	2%	0%	0%	0%	0%	0%	0%	0%	0%	0%	45%	
Peak Volume	9	13	55	57	43	7	3	0	0	0	0	0	0	168	2	11	49	88	42	14	4	0	0	0	202	10	22	99	141	85	18	7	0	0	0	0	0	0	0	0	0	363	
16:00 - 18:00	7	16	57	77	57	9	0	0	0	0	0	0	0	223	5	6	28	75	56	23	1	1	0	0	195	12	22	85	152	113	32	1	1	0	0	0	0	0	0	0	418		
Peak Hour	0%	1%	4%	5%	4%	1%	0%	0%	0%	0%	0%	0%	0%	15%	0%	2%	5%	4%	2%	0%	0%	0%	0	0	13%	1%	1%	6%	10%	8%	2%	0%	0%	0%	0%	0%	0%	0%	0%	0%	0%	28%	
Peak Volume	5	16	57	77	57	9	0	0	0	0	0	0	0	112	4	4	19	40	33	17	1	1	0	0	114	6	13	54	80	65	23	1	1	0	0								

# APPENDIX B

City of Cooper City Sec 17-38 Public Road (Traffic Calming Devices)

Sec. 17-38. - Public roads.

Traffic calming devices and measures may be installed by the City, provided all of the following conditions are met, and provided that a sufficient budget exists to fund the expenses associated with the installation of such devices/measures.

- (a) *Application process.* A petition for the installation of a traffic calming device on a public road must be submitted to the City Engineer by the duly authorized representative of the affected property owners within the impact area where the proposed traffic calming device(s) is to be located. The petition should include the following:
  - (1) A cover letter requesting consideration for the installation of a traffic calming device(s). The cover letter shall identify the traffic conditions that the traffic calming device is intended to rectify and shall identify a single representative of the petitioners who shall be authorized to communicate with the City.
  - (2) Signatures of affected property owners located at 67 percent of the addresses within the projected impact area followed by the printed name, address, and the telephone number of each affected property owner. Only one person per address will be counted toward meeting this criterion.
  - (3) Petitions shall be reviewed for completeness by the City Engineer. Petitions deemed to be incomplete shall be returned to the petitioner.
- (b) *Analysis and eligibility.*
  - (1) The City Engineer shall conduct the appropriate traffic engineering studies to determine the eligibility of the public road for installation of a traffic calming device(s) and the impact of such installation on the traffic patterns for the surrounding area and roadways.
  - (2) An eligible street must meet each of the following criteria:
    - a. The street is in an area zoned for residential use.
    - b. The street is not curved with a centerline radius of 350 feet or less.
    - c. The street must have no more than two lanes of traffic.
    - d. The street is not an alley.
    - e. The observed 85th percentile speed is at least ten mph over the posted or statutory speed limit.
    - f. The average daily traffic count must be no greater than 2,000 vehicles per day and no less than 500 vehicles per day.
    - g. The street is not a major access route for emergency vehicles.
    - h. The speed limit must be 30 miles per hour or less.
    - i.



There are no other traffic calming devices or traffic control devices, including but not limited to stop signs and traffic signals, within 600 feet of the location of the proposed traffic calming device.

j. Speed humps/tables will not be considered within 200 feet of an intersection, in front of a driveway, or adjacent to fire hydrants.

(c) *Installation of traffic calming devices on public roads.*

- (1) The installation of traffic calming devices on public roads must be approved by the City Commission.
- (2) The City Engineer shall recommend the approval or disapproval of traffic calming devices to the City Commission.
- (3) The cost of the engineering study, design, installation and maintenance of traffic calming devices on public roads shall be borne by the City, contingent upon budgetary constraints.
- (4) The City may, at its option, install traffic calming devices in emergency situations as supported by traffic studies and approved by the City Commission.

(Ord. No. 10-8-2, § 2, 8-17-10; Ord. No. 19-5-3, § 2, 2019)

# APPENDIX C

2022 FDOT PSCF Report

2022 PEAK SEASON FACTOR CATEGORY REPORT - REPORT TYPE: ALL  
 CATEGORY: 8630 WEST-W OF US441

MOCF: 0.97

WEEK	DATES	SF	PSCF
1	01/01/2022 - 01/01/2022	0.99	1.02
2	01/02/2022 - 01/08/2022	1.01	1.04
3	01/09/2022 - 01/15/2022	1.02	1.05
4	01/16/2022 - 01/22/2022	1.01	1.04
5	01/23/2022 - 01/29/2022	1.00	1.03
6	01/30/2022 - 02/05/2022	0.98	1.01
* 7	02/06/2022 - 02/12/2022	0.97	1.00
* 8	02/13/2022 - 02/19/2022	0.96	0.99
* 9	02/20/2022 - 02/26/2022	0.96	0.99
*10	02/27/2022 - 03/05/2022	0.96	0.99
*11	03/06/2022 - 03/12/2022	0.96	0.99
*12	03/13/2022 - 03/19/2022	0.96	0.99
*13	03/20/2022 - 03/26/2022	0.96	0.99
*14	03/27/2022 - 04/02/2022	0.97	1.00
*15	04/03/2022 - 04/09/2022	0.97	1.00
*16	04/10/2022 - 04/16/2022	0.97	1.00
*17	04/17/2022 - 04/23/2022	0.97	1.00
*18	04/24/2022 - 04/30/2022	0.98	1.01
*19	05/01/2022 - 05/07/2022	0.98	1.01
20	05/08/2022 - 05/14/2022	0.99	1.02
21	05/15/2022 - 05/21/2022	1.00	1.03
22	05/22/2022 - 05/28/2022	1.01	1.04
23	05/29/2022 - 06/04/2022	1.02	1.05
24	06/05/2022 - 06/11/2022	1.03	1.06
25	06/12/2022 - 06/18/2022	1.04	1.07
26	06/19/2022 - 06/25/2022	1.04	1.07
27	06/26/2022 - 07/02/2022	1.05	1.08
28	07/03/2022 - 07/09/2022	1.05	1.08
29	07/10/2022 - 07/16/2022	1.06	1.09
30	07/17/2022 - 07/23/2022	1.05	1.08
31	07/24/2022 - 07/30/2022	1.04	1.07
32	07/31/2022 - 08/06/2022	1.03	1.06
33	08/07/2022 - 08/13/2022	1.02	1.05
34	08/14/2022 - 08/20/2022	1.01	1.04
35	08/21/2022 - 08/27/2022	1.02	1.05
36	08/28/2022 - 09/03/2022	1.02	1.05
37	09/04/2022 - 09/10/2022	1.03	1.06
38	09/11/2022 - 09/17/2022	1.03	1.06
39	09/18/2022 - 09/24/2022	1.02	1.05
40	09/25/2022 - 10/01/2022	1.01	1.04
41	10/02/2022 - 10/08/2022	0.99	1.02
42	10/09/2022 - 10/15/2022	0.98	1.01
43	10/16/2022 - 10/22/2022	0.99	1.02
44	10/23/2022 - 10/29/2022	1.00	1.03
45	10/30/2022 - 11/05/2022	1.00	1.03
46	11/06/2022 - 11/12/2022	1.01	1.04
47	11/13/2022 - 11/19/2022	1.02	1.05
48	11/20/2022 - 11/26/2022	1.01	1.04
49	11/27/2022 - 12/03/2022	1.01	1.04
50	12/04/2022 - 12/10/2022	1.00	1.03
51	12/11/2022 - 12/17/2022	0.99	1.02
52	12/18/2022 - 12/24/2022	1.01	1.04
53	12/25/2022 - 12/31/2022	1.02	1.05

\* PEAK SEASON

23-FEB-2023 09:11:21

830UPD

4\_8630\_PKSEASON.TXT

# APPENDIX D

## Crash Summary Tables

1. SW 49TH STREET FROM FLAMINGO RD. TO SW 118TH AVE. 5-YEAR CRASH REVIEW

REPORT NUMBER	DATE	TIME	CITY	CRASH STREET	INTERSECTING STREET	CRASH TYPE	CRASH DETAIL	CRASH SEVERITY	LIGHT CONDITION	ROAD SURFACE	ALCOHOL RELATED	INJURY COUNT	FATALITY COUNT	BICYCLIST COUNT	PEDESTRIAN COUNT	VEHICLE 1 DRIVER ACTION
25477119	5/10/2023	6:10 PM	Cooper City	SW 118TH AVE	SW 49TH ST	Angle	Right Angle	No Injury	Daylight	Dry	N	0	0	0	0	FOLLOWING TOO CLOSELY
25463262	10/1/2022	6:50 AM	Cooper City	SW 49TH ST	SW 120TH AVE	Off Road	Off Road	No Injury	Daylight	Dry	N	0	0	0	0	CARELESS DRIVING
24673143	8/2/2022	11:45 AM	Cooper City	SW 123RD AVE	SW 49TH ST	Angle	Left Rear	No Injury	Daylight	Dry	N	0	0	0	0	FAILURE TO YIELD
24196618	6/16/2021	8:15 PM	Cooper City	SW 49TH ST	SW 122ND AVE	Rear End	Rear End	Possible Injury	Dark - Lighted	Wet	N	1	0	0	0	CARELESS DRIVING

2. SW 118TH STREET FROM GRIFFING ROAD TO SW 49TH STREET

REPORT NUMBER	DATE	TIME	CITY	CRASH STREET	INTERSECTING STREET	CRASH TYPE	CRASH SEVERITY	LIGHT CONDITION	ROAD SURFACE	ALCOHOL RELATED	INJURY COUNT	FATALITY COUNT	BICYCLIST COUNT	PEDESTRIAN COUNT	VEHICLE 1 DRIVER ACTION
89051377	5/18/2019	9:16 AM	Cooper City	SW 118TH AVE	SW 47TH CT	Rear End	No Injury	Daylight	DRY	N	0	0	0	0	FOLLOWING TOO CLOSELY
24187751	1/20/2021	12:08 PM	Cooper City	SW 118TH AVE	GRIFFIN RD	Rear End	No Injury	Daylight	DRY	N	0	0	0	0	CARELESS DRIVING
24198075	7/10/2021	3:14 AM	Cooper City	SW 118TH AVE	SW 49TH ST	Head On	Non-Incapacitating Injury	Dark - Lighted	DRY	N	1	0	0	0	CARELESS DRIVING
24202853	9/11/2021	2:05 AM	Cooper City	SW 118TH AVE	GRIFFIN RD	Off Road	Non-Incapacitating Injury	Dark - Lighted	DRY	N	1	0	0	0	CARELESS DRIVING

3. SW 118TH STREET FROM SW 49TH STREET & SW 52ND STREET

REPORT NUMBER	DATE	TIME	CITY	CRASH STREET	INTERSECTING STREET	CRASH TYPE	CRASH SEVERITY	LIGHT CONDITION	ROAD SURFACE	ALCOHOL RELATED	INJURY COUNT	FATALITY COUNT	BICYCLIST COUNT	PEDESTRIAN COUNT	VEHICLE 1 DRIVER ACTION
89058801	9/9/2019	6:20 PM	Cooper City	SW 118TH AVE	SW 51ST CT	Angle	No Injury	Daylight	Dry	N	0	0	0	0	CARELESS DRIVING
89062910	11/9/2019	9:40 AM	Cooper City	SW 118TH AVE	SW 51ST CT	Angle	No Injury	Daylight	Wet	N	0	0	0	0	CARELESS DRIVING
24658686	12/14/2021	7:50 AM	Cooper City	SW 118TH AVE	SW 51ST CT	Angle	Non-Incapacitating Injury	Daylight	Dry	N	1	0	0	0	CARELESS DRIVING

5. SW 122nd AVE. FROM SW 49TH ST. TO SW 55TH ST.

REPORT NUMBER	DATE	TIME	CITY	CRASH STREET	INTERSECTING STREET	CRASH TYPE	CRASH SEVERITY	LIGHT CONDITION	ROAD SURFACE	ALCOHOL RELATED	INJURY COUNT	FATALITY COUNT	BICYCLIST COUNT	PEDESTRIAN COUNT	VEHICLE 1 DRIVER ACTION
89058540	9/5/2019	3:10 PM	Cooper City	SW 122ND AVE	SW 51ST ST	Rear End	No Injury	Daylight	Dry	N	0	0	0	0	FOLLOWING TOO CLOSELY
89054662	7/7/2019	3:20 PM	Cooper City	SW 122ND AVE	SW 49TH PL	Angle	No Injury	Daylight	Dry	N	0	0	0	0	CARELESS DRIVING
24191946	4/3/2021	12:01 AM	Cooper City	SW 122ND AVE	SW 53RD ST	Angle	Possible Injury	Dark - Lighted	Dry	N	0	0	0	0	CARELESS DRIVING



10. SW 113th AVE. FROM STIRLING ROAD TO SW 55TH STREET

REPORT NUMBER	DATE	TIME	CITY	CRASH STREET	INTERSECTING STREET	CRASH TYPE	CRASH SEVERITY	LIGHT CONDITION	ROAD SURFACE	SPEED RELEATED	INJURY COUNT	FATALITY COUNT	BICYCLIST COUNT	PEDESTRIAN COUNT	VEHICLE 1 DRIVER ACTION
89788841	11/26/2020	11:59 PM	Cooper City	SW 113TH AVE	SW 56TH CT	Angle	No Injury	Unknown	Dry	Y	0	0	0	0	CARELESS DRIVING
24664289	3/11/2022	5:57 PM	Cooper City	SW 58TH CT	SW 113TH AVE	Left Turn	No Injury	Daylight	Dry	N	0	0	0	0	CARELESS DRIVING

11. HIATUS RD. FROM STIRLING ROAD TO SW 55TH STREET

REPORT NUMBER	DATE	TIME	CITY	CRASH STREET	INTERSECTING STREET	CRASH TYPE	CRASH SEVERITY	LIGHT CONDITION	ROAD SURFACE	ALCOHOL RELATED	INJURY COUNT	FATALITY COUNT	BICYCLIST COUNT	PEDESTRIAN COUNT	VEHICLE 1 DRIVER ACTION
89060071	9/29/2019	2:00 AM	Cooper City	S HIATUS RD	SW 55TH ST	Off Road	Non-Incapacitating Injury	Dark - Lighted	Dry	N	1	0	0	0	CARELESS DRIVING
89061440	10/19/2019	7:10 PM	Cooper City	S HIATUS RD	SW 55TH ST	Off Road	Non-Incapacitating Injury	Dark - Not Lighted	Dry	N	1	0	0	0	CARELESS DRIVING
89779486	5/29/2020	1:55 PM	Cooper City	S HIATUS RD	SW 59TH ST	Angle	No Injury	Daylight	Dry	N	0	0	0	0	FAILURE TO YIELD
24196779	6/19/2021	3:45 PM	Cooper City	HIATUS RD	SW 56TH CT	Angle	No Injury	Daylight	Dry	N	0	0	0	0	FAILURE TO YIELD

14. SW 106 AVE FROM STIRLING RD. TO GRIFFIN RD..

REPORT NUMBER	DATE	TIME	CITY	CRASH STREET	INTERSECTING STREET	CRASH TYPE	CRASH SEVERITY	LIGHT CONDITION	ROAD SURFACE	ALCOHOL RELATED	INJURY COUNT	FATALITY COUNT	BICYCLIST COUNT	PEDESTRIAN COUNT	VEHICLE 1 DRIVER ACTION
88658951	9/21/2018	1:36 PM	Cooper City	SW 106TH AVE	GROVE PL	Backed into	No Injury	Daylight	Dry	N	0	0	0	0	IMPROPER BACKING
87909388	12/21/2018	4:00 PM	Cooper City	SW 106TH AVE	SW 51ST ST	Sideswipe	No Injury	Daylight	Dry	N	0	0	0	0	
89043666	1/30/2019	8:00 AM	Cooper City	SW 106TH AVE	SW 55TH ST	Rear End	No Injury	Daylight	Dry	N	0	0	0	0	FOLLOWING TOO CLOSELY
89045398	2/24/2019	6:30 PM	Cooper City	SW 106TH AVE	INDIAN TRL	Rear End	No Injury	Dark - Lighted	Dry	N	0	0	0	0	FOLLOWING TOO CLOSELY
89056736	8/9/2019	12:30 PM	Cooper City	SW 106TH AVE	SW 59TH ST	Angle	Possible Injury	Daylight	Dry	N	1	0	0	0	FAILURE TO YIELD
89062542	11/4/2019	8:29 AM	Cooper City	SW 106TH AVE	STIRLING RD	Rear End	No Injury	Daylight	Dry	N	0	0	0	0	CARELESS DRIVING
89270557	1/29/2020	2:45 PM	Cooper City	SW 106TH AVE	SW 106TH TER	Sideswipe	Possible Injury	Daylight	Dry	N	1	0	0	0	CARELESS DRIVING
89784967	9/16/2020	9:45 PM	Cooper City	SW 106TH AVE	SW 51ST ST	Pedestrian	Possible Injury	Dark - Lighted	Dry	N	1	0	0	1	FAILURE TO YIELD
24191447	3/26/2021	1:43 PM	Cooper City	SW 106TH AVE	SW 59TH ST	Angle	Possible Injury	Daylight	Dry	N	1	0	0	0	FAILURE TO YIELD
25467393	12/8/2022	8:22 AM	Cooper City	SW 106TH AVE	SW 50TH ST	Rear End	No Injury	Daylight	Dry	N	0	0	0	0	FOLLOWING TOO CLOSELY
25470639	1/31/2023	2:35 PM	Cooper City	SW 106TH AVE	SW 53RD ST	Sideswipe	No Injury	Daylight	Dry	N	0	0	0	0	IMPROPER PASSING
25475053	4/7/2023	1:55 PM	Cooper City	SW 106TH AVE	SW 106TH TER	Angle	No Injury	Daylight	Dry	N	0	0	0	0	CARELESS DRIVING
25476063	4/24/2023	8:21 AM	Cooper City	SW 106TH AVE	SW 59TH ST	Rollover	Possible Injury	Daylight	Dry	N	1	0	0	0	CARELESS DRIVING

**28. SW 51st ST. SW 92ND TERR. TO SW 90TH AVE.**

REPORT NUMBER	DATE	TIME	CITY	CRASH STREET	INTERSECTING STREET	CRASH TYPE	CRASH SEVERITY	LIGHT CONDITION	ROAD SURFACE	ALCOHOL RELATED	INJURY COUNT	FATALITY COUNT	BICYCLIST COUNT	PEDESTRIAN COUNT	VEHICLE 1 DRIVER ACTION
89050591	5/7/2019	2:20 PM	Cooper City	SW 51ST ST	SW 90TH AVE	Rear End	No Injury	Daylight	Dry	N	0	0	0	0	FOLLOWING TOO CLOSELY
89052837	6/8/2019	9:23 AM	Cooper City	SW 51ST ST	SW 91ST AVE	Single Motorcycle w/defective brakes	Incapacitating Injury	Daylight	Dry	N	1	0	0	0	See Crash Type
89785698	10/1/2020	4:20 PM	Cooper City	SW 90TH AVE	SW 51ST ST	Sideswipe	No Injury	Daylight	Dry	N	0	0	0	0	CARELESS DRIVING
89786473	10/16/2020	2:32 PM	Cooper City	SW 90TH AVE	SW 51ST ST	Left Turn	No Injury	Daylight	Dry	N	0	0	0	0	CARELESS DRIVING
24186797	1/1/2021	2:15 PM	Cooper City	UNNAMED RD	SW 90TH AVE	Left Turn	Non-Incapacitating Injury	Daylight	Dry	Y	1	0	0	0	CARELESS DRIVING
24188935	2/11/2021	2:05 PM	Cooper City	SW 90TH AVE	SW 51ST ST	Left Turn	No Injury	Daylight	Dry	N	0	0	0	0	CARELESS DRIVING
24664206	3/10/2022	3:29 PM	Cooper City	SW 90TH AVE	SW 51ST ST	Left Turn	No Injury	Daylight	Wet	N	0	0	0	0	FAILURE TO YIELD
24671594	7/6/2022	11:36 AM	Cooper City	SW 90TH AVE	SW 51ST ST	Left Turn	Non-Incapacitating Injury	Daylight	Wet	N	1	0	0	0	FAILURE TO YIELD
24674487	8/23/2022	5:42 PM	Cooper City	SW 51ST ST	SW 92ND AVE	Sideswipe	No Injury	Daylight	Dry	N	0	0	0	0	CARELESS DRIVING

38. STONEBRIDGE PKWY. FROM NE LAKE BLVD. TO SE LAKE BLVD.

REPORT NUMBER	DATE	TIME	CITY	CRASH STREET	INTERSECTING STREET	CRASH TYPE	CRASH SEVERITY	LIGHT CONDITION	ROAD SURFACE	SPEED RELATED	INJURY COUNT	FATALITY COUNT	BICYCLIST COUNT	PEDESTRIAN COUNT	VEHICLE 1 DRIVER ACTION
87904990	10/18/2018	4:13 PM	Cooper City	NE LAKE BLVD	STONEBRIDGE PKWY	Angle	Possible Injury	Daylight	Dry	N	1	0	0	0	FAILURE TO YIELD
24186295	12/22/2020	2:22 PM	Cooper City	STONEBRIDGE PKWY	NE LAKE BLVD	Sideswipe	Possible Injury	Daylight	Dry	N	1	0	0	0	CARELESS DRIVING
24186398	12/24/2020	11:00 AM	Cooper City	STONEBRIDGE PKWY	NE LAKE BLVD	Left Turn	No Injury	Daylight	Dry	N	0	0	0	0	FAILURE TO YIELD
24195118	5/24/2021	5:15 AM	Cooper City	STONEBRIDGE PKWY	NE LAKE BLVD	Off Road	No Injury	Dark - Lighted	Dry	N	0	0	0	0	CARELESS DRIVING
24657209	11/21/2021	10:15 PM	Cooper City	STONEBRIDGE PKWY	ANCHOR WAY	Off Road	No Injury	Dark - Lighted	Wet	Y	0	0	0	0	TOO FAST FOR COND
25473837	3/20/2023	12:00 PM	Cooper City	STONEBRIDGE PKWY	NE LAKE BLVD	Right Turn	No Injury	Daylight	Dry	N	0	0	0	0	CARELESS DRIVING

45. SW 49TH STREET FROM SW 90TH AVE. TO SW 88TH TER.

REPORT NUMBER	DATE	TIME	CITY	CRASH STREET	INTERSECTING STREET	CRASH TYPE	CRASH SEVERITY	LIGHT CONDITION	ROAD SURFACE	ALCOHOL RELATED	INJURY COUNT	FATALITY COUNT	BICYCLIST COUNT	PEDESTRIAN COUNT	VEHICLE 1 DRIVER ACTION
24189211	2/16/2021	6:33 PM	Cooper City	SW 49TH ST		Bicycle	Non-Incapacitating Injury	Dusk	WET	N	1	0	1	0	IMPROPER BACKING
24660203	1/8/2022	11:45 AM	Cooper City	SW 49TH ST		Backed in to	No Injury	Daylight	Dry	N	0	0	0	0	CARELESS DRIVING
25462605	9/19/2022	4:15 PM	Cooper City	SW 49TH ST	SW 89TH TER	Backed in to	Possible Injury	Daylight	WET	N	1	0	0	0	IMPROPER BACKING
25470153	1/23/2023	7:15 PM	Cooper City	SW 49TH ST	SW 89TH TER	Backed in to	No Injury	Dark - Not Lighted	Dry	N	0	0	0	0	IMPROPER BACKING

50. SW 52nd FROM SW 90TH AVE. TO SW 88H TER.

REPORT NUMBER	DATE	TIME	CITY	CRASH STREET	INTERSECTING STREET	CRASH TYPE	CRASH SEVERITY	LIGHT CONDITION	ROAD SURFACE	ALCOHOL RELATED	INJURY COUNT	FATALITY COUNT	BICYCLIST COUNT	PEDESTRIAN COUNT	VEHICLE 1 DRIVER ACTION
87901184	8/23/2018	8:15 AM	Cooper City	SW 89TH AVE	SW 52ND ST	Sideswipe	No Injury	Daylight	Dry	N	0	0	1	0	IMPROPER BACKING

**51. SW 52ND ST. FROM SW 95TH AVE. TO SW 94TH AVE.**

REPORT NUMBER	DATE	TIME	CITY	CRASH STREET	INTERSECTING STREET	CRASH TYPE	CRASH SEVERITY	LIGHT CONDITION	ROAD SURFACE	ALCOHOL RELATED	INJURY COUNT	FATALITY COUNT	BICYCLIST COUNT	PEDESTRIAN COUNT	VEHICLE 1 DRIVER ACTION
89775381	2/24/2020	9:15 PM	Cooper City	SW 52ND ST	SW 95TH AVE	Sideswipe	No Injury	Dark - Lighted	Dry	N	0	0	0	0	CARELESS DRIVING
89782933	8/7/2020	4:15 PM	Cooper City	SW 52ND ST	SW 95TH AVE	Angle	No Injury	Daylight	Dry	N	0	0	0	0	FAILURE TO YIELD
87910550	1/9/2019	4:25 PM	Cooper City	SW 52ND ST	SW 95TH AVE	Pedestrian	Non-Incapacitating Inj	Daylight	Dry	N	1	0	0	1	FAILURE TO YIELD
87908147	12/4/2018	4:02 PM	Cooper City	SW 52ND ST	SW 94TH AVE	Sideswipe	No Injury	Daylight	Dry	N	0	0	0	0	CARELESS DRIVING
87905424	10/24/2018	4:45 PM	Cooper City	SW 94TH AVE	SW 52ND ST	Angle	No Injury	Daylight	Dry	N	0	0	0	0	CARELESS DRIVING
89781732	7/13/2020	5:25 PM	Cooper City	SW 52ND ST	SW 94TH AVE	Backed into	No Injury	Daylight	Dry	N	0	0	0	0	IMPROPER BACKING
25478840	6/8/2023	6:52 AM	Cooper City	SW 52ND ST	SW 94TH AVE	Angle	No Injury	Daylight	Dry	N	0	0	0	0	CARELESS DRIVING
89061473	10/20/2019	12:55 PM	Cooper City	SW 52ND ST	SW 94TH AVE	Other	No Injury	Daylight	Dry	N	0	0	0	0	IMPROPER BACKING



37. STONEBRIDGE PKWY. FROM NE LAKE BLVD. TO W LAKE BLVD.

REPORT NUMBER	DATE & TIME	CITY	CRASH STREET	CRASH TYPE	CRASH SEVERITY	LIGHT CONDITION	ROAD SURFACE	SPEED RELATED	INJURY COUNT	FATALITY COUNT	BICYCLIST COUNT	PEDESTRIAN COUNT	VEHICLE 1 DRIVER ACTION
89050095	4/30/2019 15:20	Cooper City	STONEBRIDGE PKWY	Left Rear	No Injury	Daylight	Dry	N	0	0	0	0	FAILURE TO YIELD
89058574	9/6/2019 4:45	Cooper City	W LAKE BLVD	Single Vehicle	No Injury	Dark - Lighted	Dry	N	0	0	0	0	CARELESS DRIVING
89059469	9/19/2019 18:18	Cooper City	STONEBRIDGE PKWY	Left Entering	Injury	Daylight	Dry	N	1	0	0	0	FAILURE TO YIELD
89061639	10/21/2019 18:19	Cooper City	STONEBRIDGE PKWY	Single Vehicle	No Injury	Daylight	Dry	N	0	0	0	0	CARELESS DRIVING
89780600	6/21/2020 17:20	Cooper City	LAKESHORE DR	Head On	No Injury	Daylight	Dry	N	0	0	0	0	CARELESS DRIVING
89782486	7/29/2020 9:00	Cooper City	STONEBRIDGE PKWY	Right Angle	No Injury	Daylight	Dry	N	0	0	0	0	FAILURE TO YIELD
89785136	9/20/2020 20:09	Cooper City	STONEBRIDGE PKWY	Left Entering	No Injury	Dark - Lighted	Dry	N	0	0	0	0	IMPROPER BACKING
24196814	6/20/2021 11:20	Cooper City	STONEBRIDGE PKWY	Backed Into	No Injury	Daylight	Dry	N	0	0	0	0	IMPROPER BACKING
24205780	10/25/2021 4:48	Cooper City	STONEBRIDGE PKWY	Single Vehicle	Injury	Dark - Lighted	Dry	Y	1	0	0	0	CARELESS DRIVING
25471366	2/11/2023 9:46	Cooper City	STONEBRIDGE PKWY	Rear End	Injury	Daylight	Dry	N	1	0	0	0	FOLLOWING TOO CLOSELY