

### Worker Category Description



Full Time

On Call

PT 29

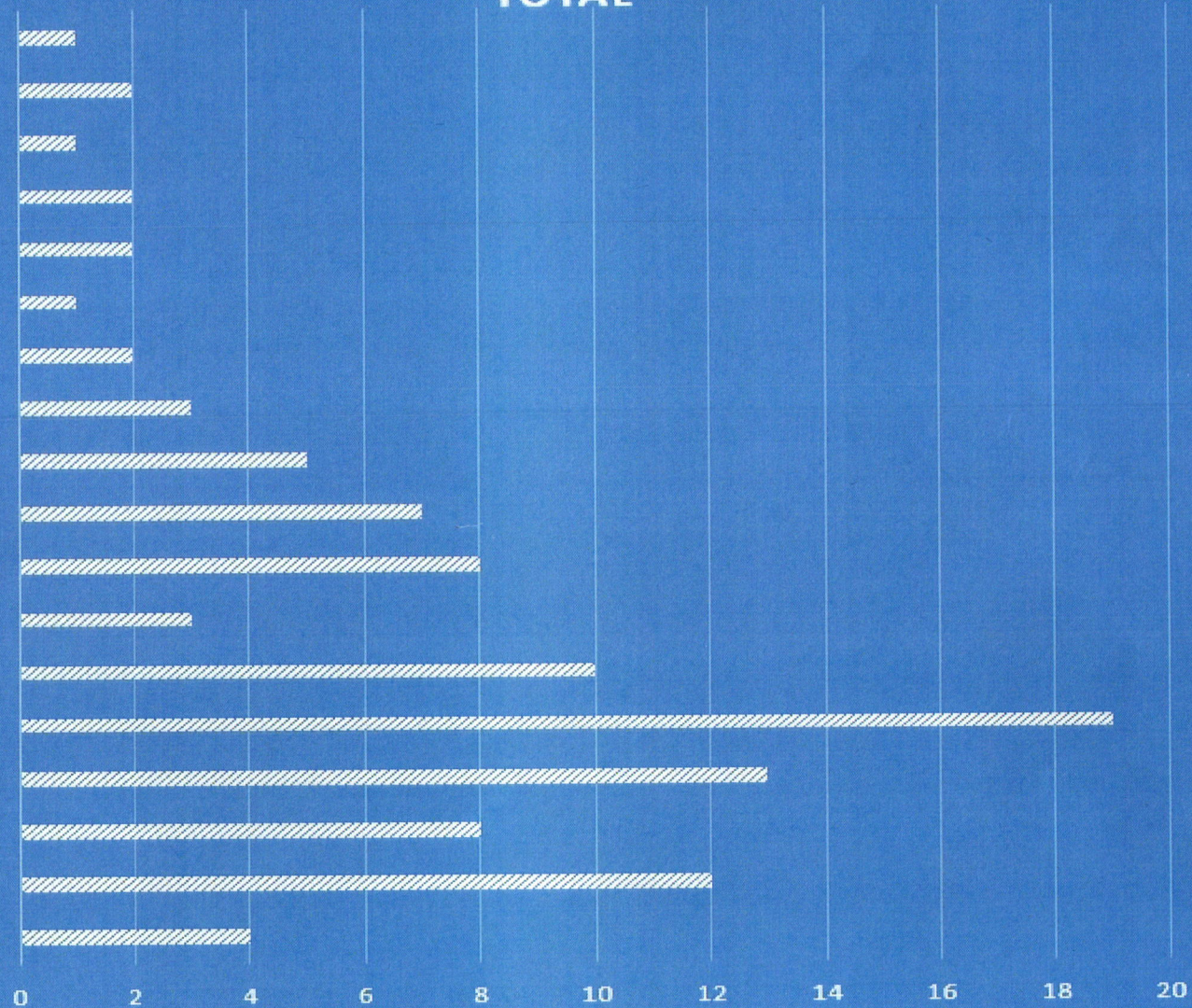
Seasonal

Count of Worker Category Description

TOTAL

Annual Salary ▾

210000-215000  
160000-165000  
135000-140000  
110000-115000  
105000-110000  
100000-105000  
90000-95000  
85000-90000  
80000-85000  
75000-80000  
70000-75000  
65000-70000  
60000-65000  
55000-60000  
50000-55000  
45000-50000  
40000-45000  
35000-40000



Total

### Worker Category Description



Full Time

On Call

PT 29

Seasonal

Count of Worker Category Description

TOTAL

Chart Title

Annual Salary ▼

105000-110000

95000-100000

85000-90000

70000-75000

50000-55000

45000-50000

40000-45000

35000-40000

30000-35000

25000-30000

0

2

4

6

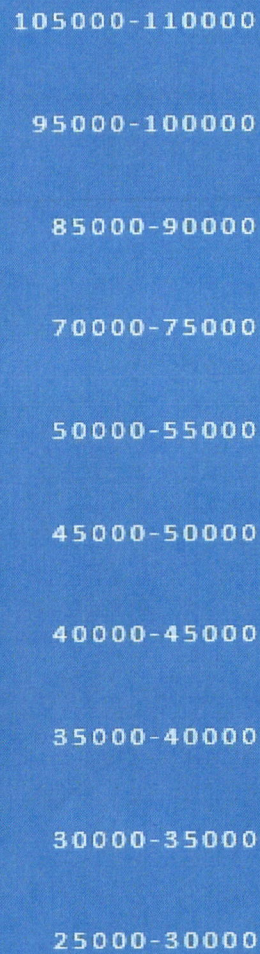
8

10


12

14

Total



### Worker Category Description




Full Time

On Call

PT 29

Seasonal

## TOTAL



### Worker Category Description



Full Time

On Call

PT 29

Seasonal

Count of Worker Category Description

Chart Area

TOTAL

80000-85000

Annual Salary ▼

25000-30000

Total

0

1

2

3

4

5

6

