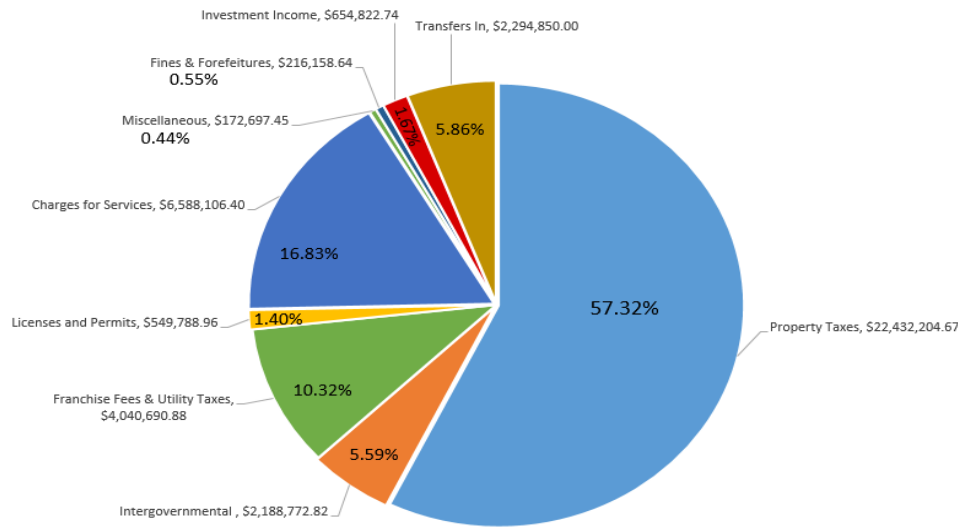
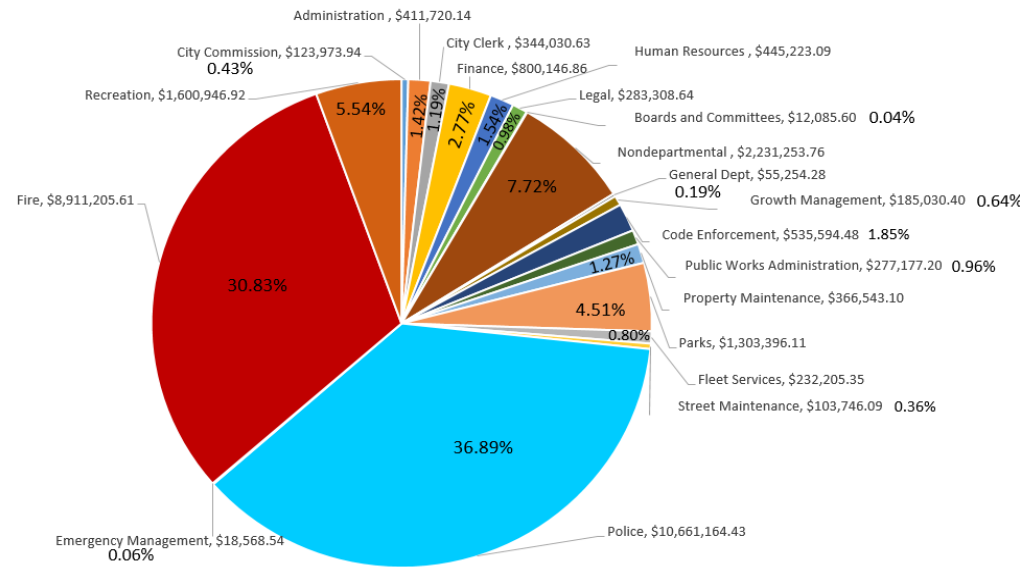


City of Cooper City

TOTAL REVENUE FOR GENERAL FUNDS: \$39,138,092.56
FOR THE 8 MONTHS ENDED 5/31/2024
66.67% OF YEAR COMPLETED



TOTAL EXPENDITURES FOR GENERAL FUNDS: \$28,902,575.17
FOR THE 8 MONTHS ENDED 5/31/2024
66.67% OF YEAR COMPLETED

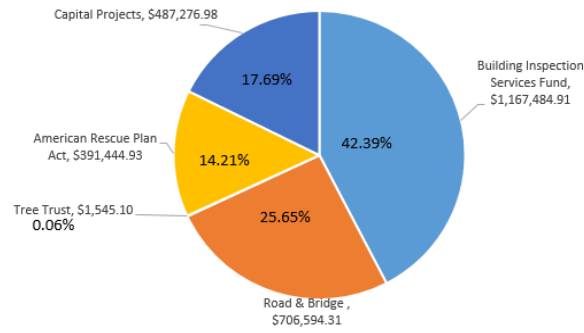


- 1. 1/2 Sales Tax 1 month behind
- 2. Utility Fees 1 month behind
- 3. Department split from Parks Main- Only 1 position filled recently
- 4. Budgeted, Not spent

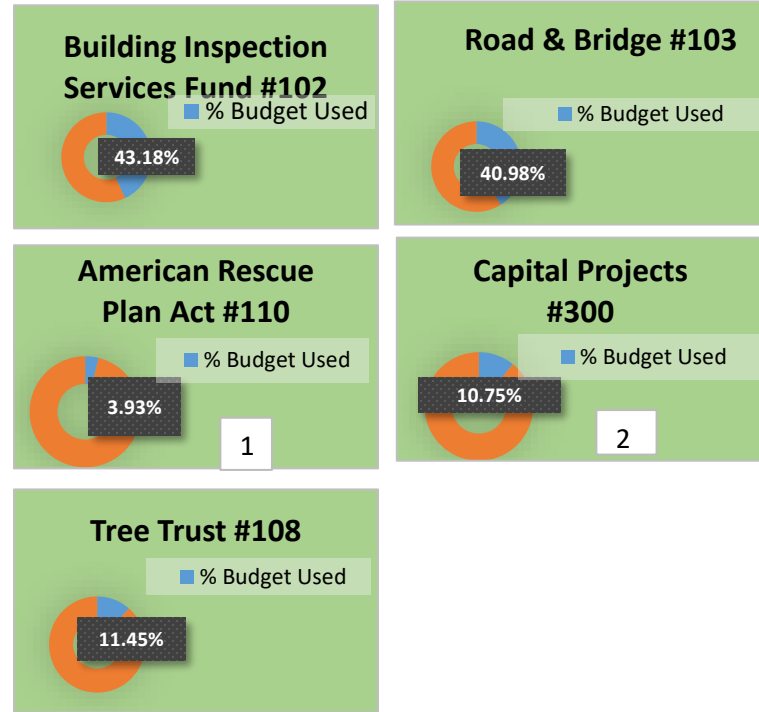
Appraisals	8,000
GIS	10,000
CRS Max - For FEMA's CRS Program	7,440
Comp Planning	10,000
Traffic Studies	5,000
P & Z Transcriptions	1,000
Grant Writing	5,000
Landscape Plan Review	10,000
Total	56,440

City of Cooper City

SPECIAL REVENUE
TOTAL EXPENDITURES: \$2,754,346.23
FOR THE 8 MONTHS ENDED 5/31/2024
66.67% OF YEAR COMPLETED



Special Revenue Expenditures (% of Budget Used)



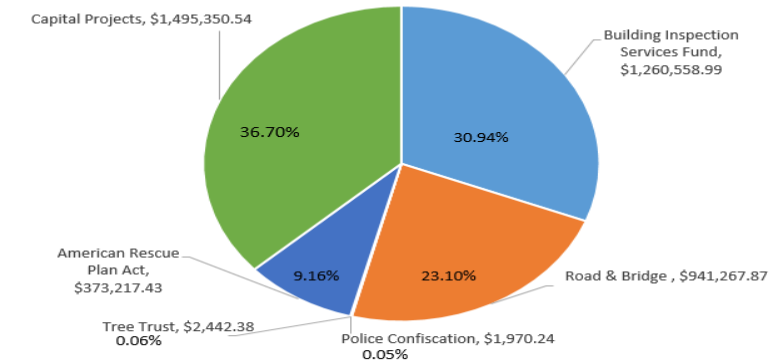
1. BSO professional services \$6.5M not yet booked as project eligibility analysis not yet completed

2. Capital Projects Not Started

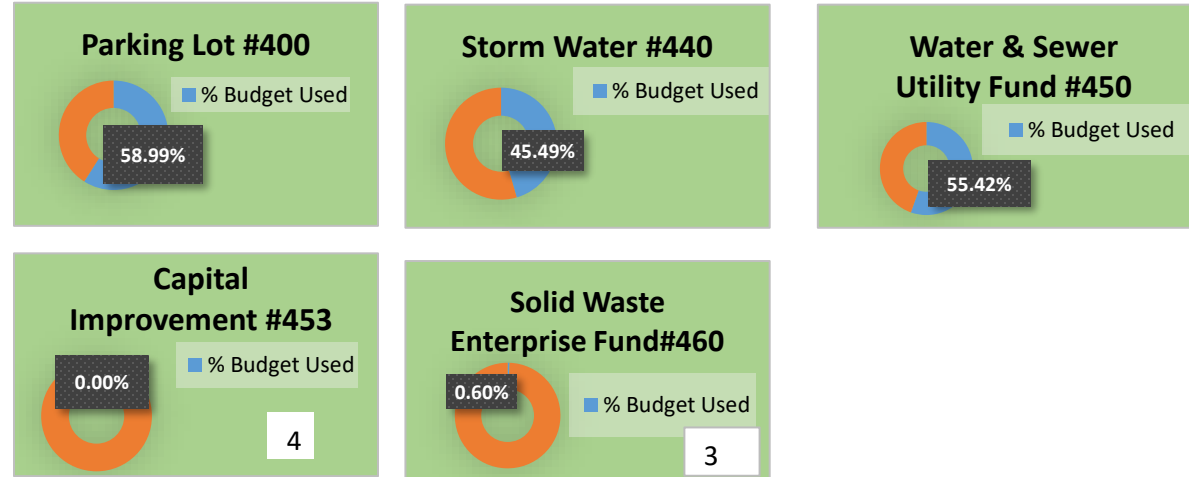
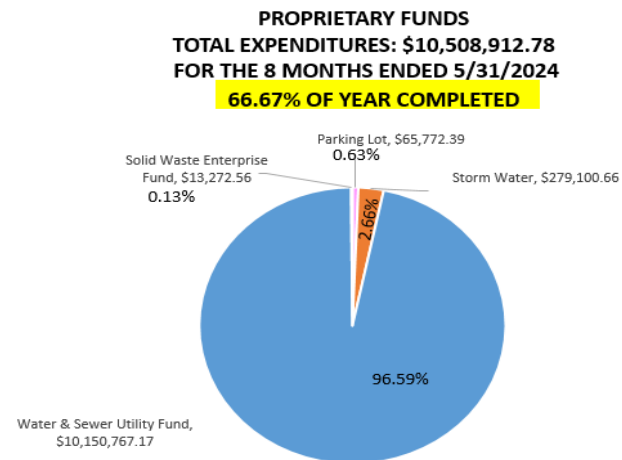
EQUIPMENT & MACHINERY-EQUIPMENT	725,000.00
EQUIPMENT & MACHINERY-LIGHTING	255,000.00
LANDSCAPING BEAUTIFICATION	800,000.00
IMPROVEMENTS-RIGHT OF WAY	360,000.00
IMPROVEMENTS-RIGHT OF WAY	515,000.00
SW 49TH ST CULVERT REPLACEMENT	575,000.00

Special Revenue

TOTAL REVENUE: \$4,074,807.45
FOR THE 8 MONTHS ENDED 5/31/2024
66.67% OF YEAR COMPLETED

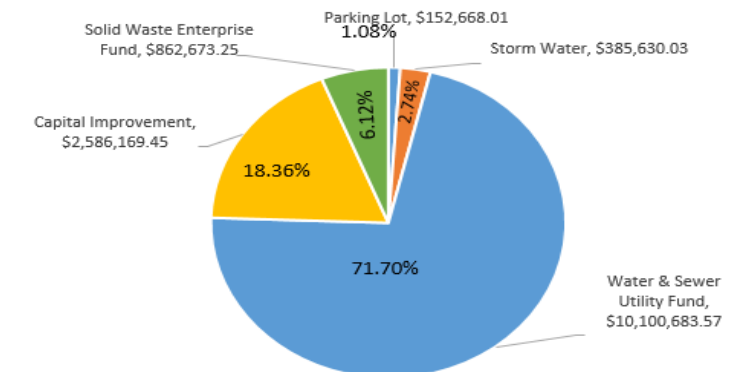


Proprietary Funds Expenditures (% of Budget Used)



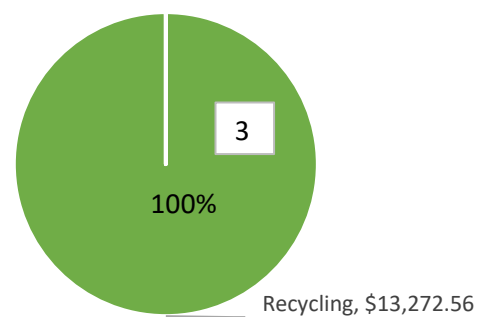
Proprietary Funds Revenue

TOTAL REVENUE: \$14,087,824.31
FOR THE 8 MONTHS ENDED 5/31/2024
66.67% OF YEAR COMPLETED



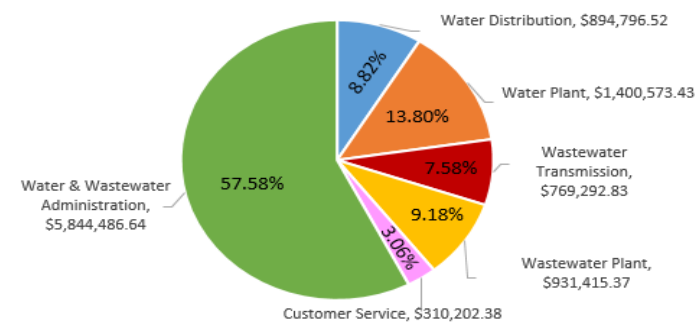
Solid Waste Enterprise Fund Expenditures

TOTAL EXPENDITURES: \$13,272.56
FOR THE 8 MONTHS ENDED 5/31/2024
66.67% OF YEAR COMPLETED



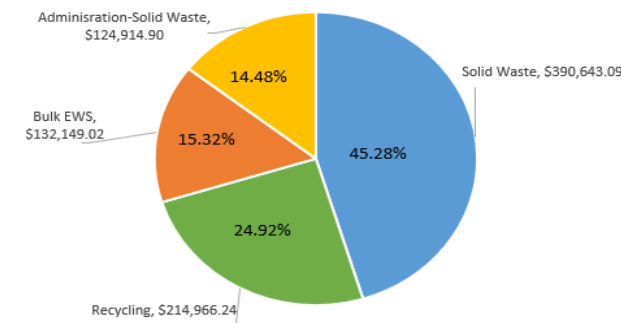
Water & Sewer Utility Fund Expenditures

TOTAL EXPENDITURES: \$10,150,767.17
FOR THE 8 MONTHS ENDED 5/31/2024
66.67% OF YEAR COMPLETED



Solid Waste Enterprise Fund Revenue

TOTAL REVENUE: \$862,673.25
FOR THE 8 MONTHS ENDED 5/31/2024
66.67% OF YEAR COMPLETED



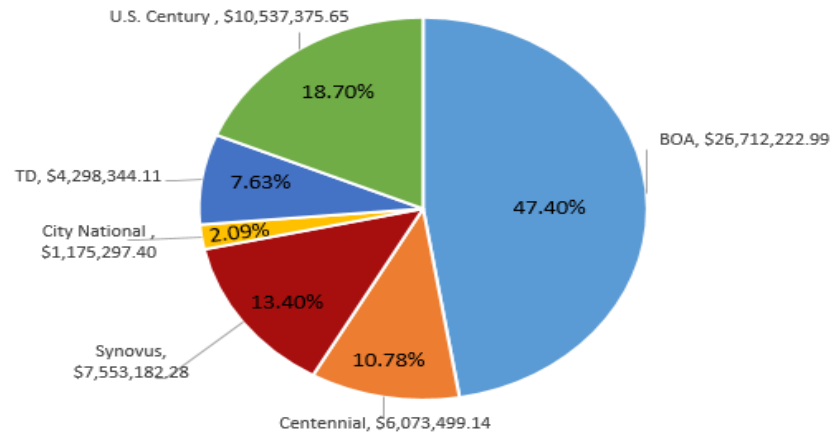
3. No Service until June 2024

4. Capital Projects Not Started

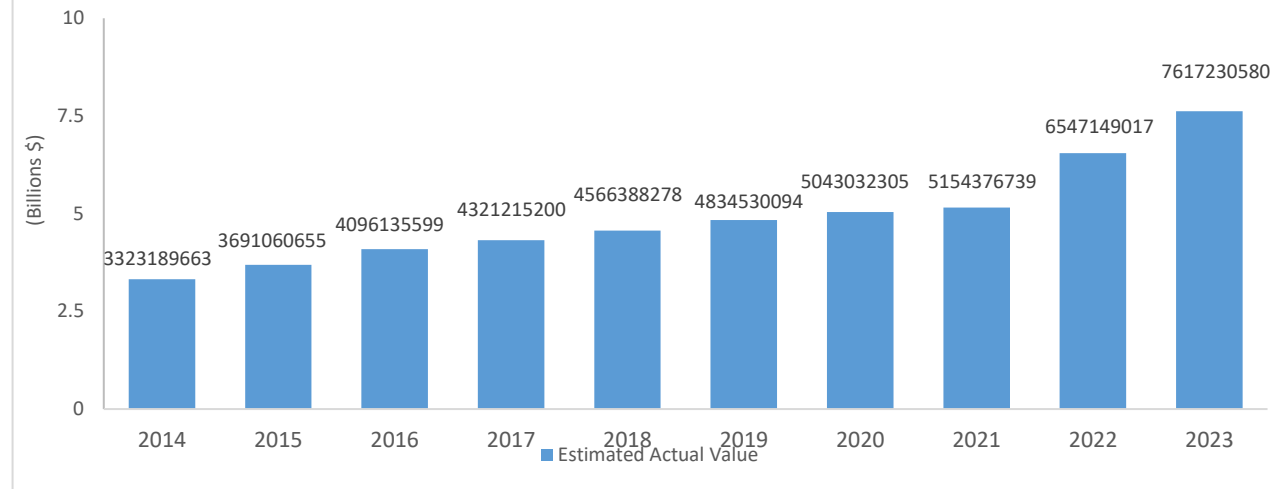
SERVICE LINES REPLACEMENT FLAMINGO TO IMPROVEMENTS-WATER DISTRIBUTION	336,617.50
SERVICE LINES REPLACEMENT FLAMINGO TO IMPROVEMENTS-WATER DISTRIBUTION	2,424,998.50
SERVICE LINES REPLACEMENT FLAMINGO TO IMPROVEMENTS-WATER DISTRIBUTION	336,617.50
IMPROVEMENTS -PUMP WATER STATION	2,424,998.50
IMPROVEMENTS-LIFT STATIONS	1,210,650.00
IMPROVEMENTS-WASTEWATER COLLECTION	327,802.05
IMPROVEMENTS-WASTEWATER COLLECTION	1,200,477.03
IMPROVEMENTS-WASTEWATER COLLECTION	1,500,000.00

City of Cooper City

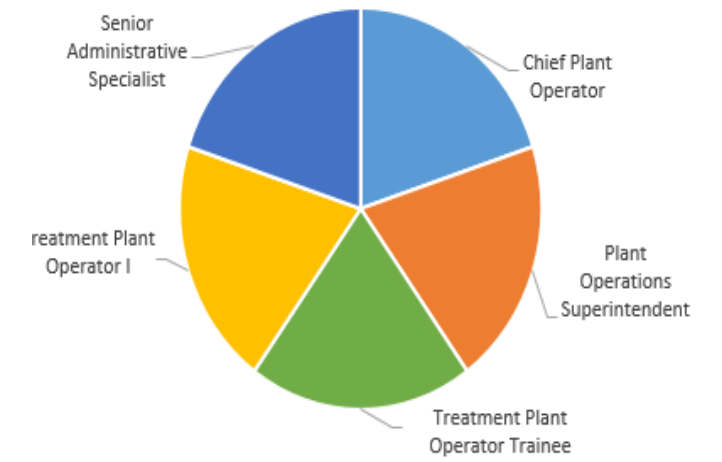
**TOTAL CASH: \$56,349,921.57
AS OF 5/31/2024**



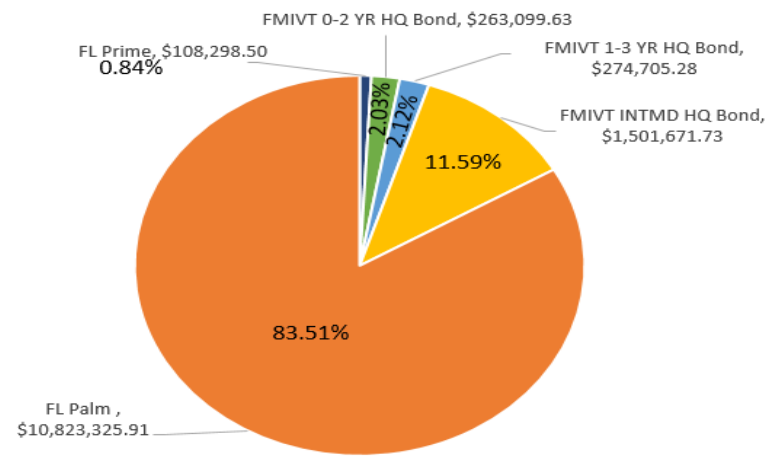
Assessed and Estimated Actual Value of Taxable Property



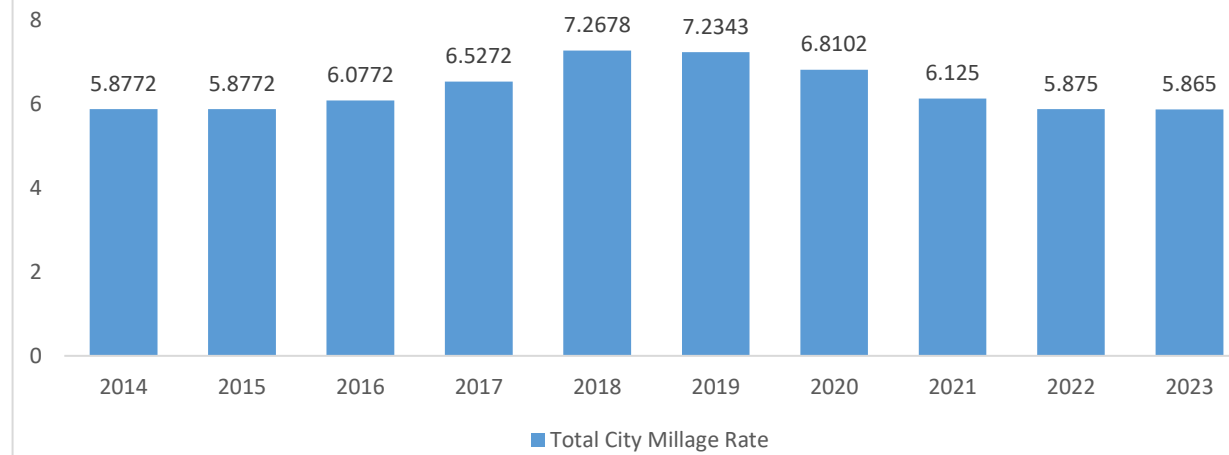
Water & Sewer: 450 Vacant Positions



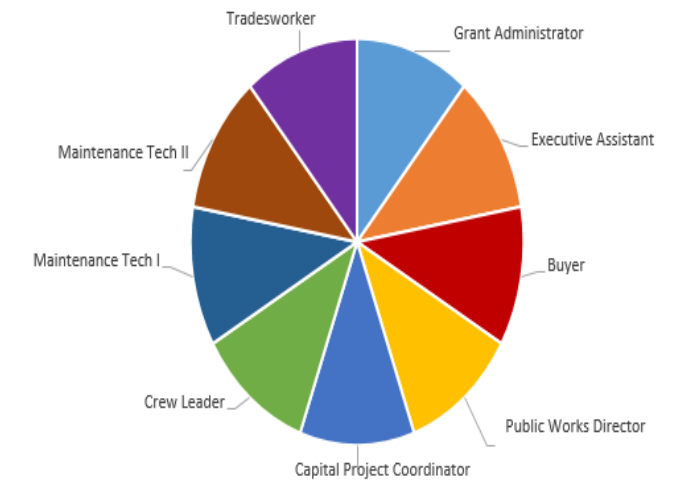
**TOTAL INVESTMENTS: \$12,961,066.66
AS OF 5/31/2024**



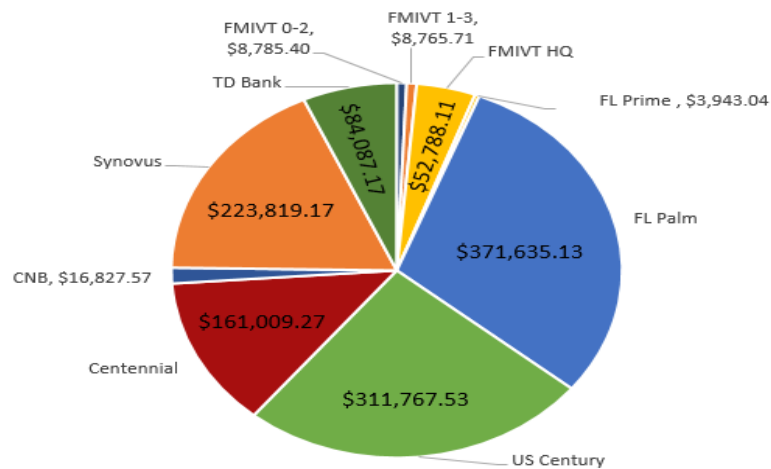
Total City Millage Rate



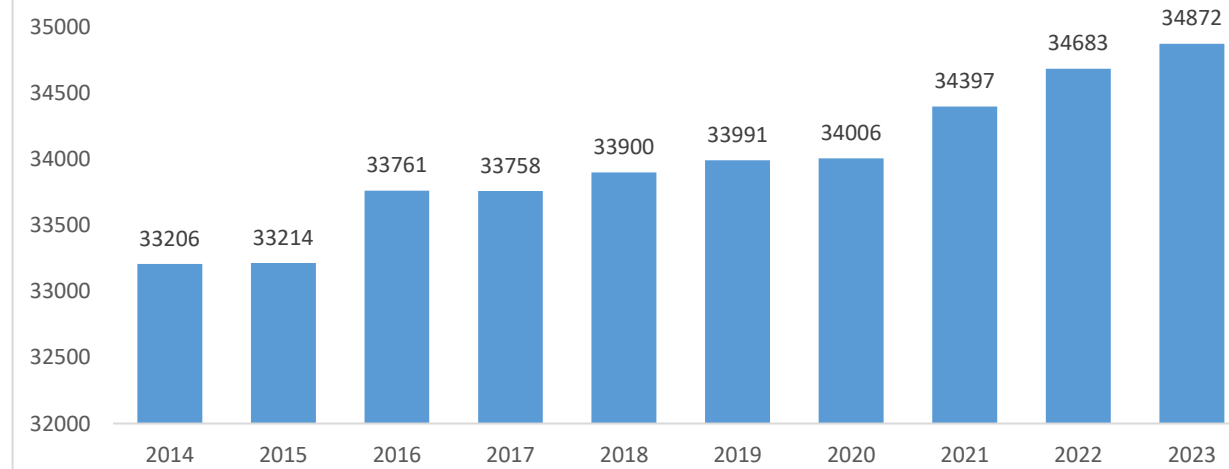
General Fund: 001 Vacant Positions



**TOTAL INTEREST: \$1,243,428.10
AS OF 5/31/2024**



City of Cooper City Population



**EMPLOYEES BY FUNCTION (FTE) Total: 139.8
AS OF 5/31/2024**

