



CITY OF  
**Cooper City**  
Florida

# Monthly Financial Report

AS OF  
MARCH 31, 2026





## TABLE OF CONTENTS

|  |    |
|--|----|
| Balance Sheet Governmental Funds   | 5  |
| Statement of Revenues, Expenditures and Changes in Fund Balances- Governmental Funds                     | 6  |
| Schedule of Revenues, Expenditures and Changes in Fund Balances - Budget and Actual General Fund         | 7  |
| Budget and Actual - Capital Improvement Fund   | 10 |
| Schedule of Revenues, Expenditures and Changes in Fund Balances - Budget and Actual ARPA Fund            | 11 |
| Combining Statement Of Revenues, Expenditures And Changes In Fund Balances - Nonmajor Governmental Funds | 12 |
| Budget and Actual - Building Inspection Fund   | 13 |
| Budget and Actual - Road and Bridge Fund   | 14 |
| Budget and Actual - Police Confiscation Fund   | 15 |
| Budget And Actual - Tree Trust Fund  | 16 |
| Parking Lot Fund   | 17 |
| Stormwater Fund  | 18 |
| Water and Sewer Fund   | 19 |
| Solid Waste Fund   | 20 |
| Statement of Net Position Proprietary Funds  | 21 |
| Total Cash   | 24 |
| Assessed and Estimated Actual Value of Taxable Property  | 24 |
| Water & Sewer: 450 Vacant Positions  | 24 |
| Total Investments  | 24 |
| Total City Millage Rate  | 24 |
| General Fund: 001 Vacant Positions   | 24 |
| Total Interest   | 24 |
| City of Cooper City Population   | 24 |



**TABLE OF  
CONTENTS**

|                                   |    |
|-----------------------------------|----|
| Employees by Function (FTE) Total | 24 |
| Check Register                    | 25 |
| March Revenue Budget Forecast     | 47 |

**Unassigned Recommended  
General Fund Balance:**

\$15,361,803



Actual Amounts

\$39,124,825

**Unassigned Recommended  
Stormwater Fund Balance:**

\$234,921



Actual Amounts

\$656,094

**Unassigned Recommended  
Water & Sewer Fund Balance:**

\$4,603,951



Actual Amounts

\$12,688,869

**Unassigned Recommended  
Parking Lot Fund Balance:**

\$228,500



Actual Amounts

\$0

**City of Cooper City, Florida  
Balance Sheet  
Governmental Funds  
March 31, 2026**

|  | <u>General Fund</u>  | <u>ARPA Fund</u>    | <u>Nonmajor<br/>Governmental<br/>Funds</u> | <u>Total<br/>Governmental<br/>Funds</u> |
|--|----------------------|---------------------|--|---|
| <b>Assets:</b>   |                      |                     |  |   |
| Cash, cash equivalents and investments                                   | \$ 42,664,798        | \$ 1,569,570        | \$ 12,690,229                              | \$ 56,924,597                           |
| Accounts receivable, net   | 1,508,529            | -                   | 113,011                                    | 1,621,540                               |
| Leased assets receivable, net  | 3,133,282            | -                   | -  | 3,133,282                               |
| Interest receivable  | 333,792              | -                   | 84,148                                     | 417,940                                 |
| Inventories  | 48,789               | -                   | -  | 48,789                                  |
| Total assets   | <u>\$ 47,689,190</u> | <u>\$ 1,569,570</u> | <u>\$ 12,887,388</u>                       | <u>\$ 62,146,148</u>                    |
| <b>Liabilities, Deferred Inflows of Resources and<br/>Fund Balances:</b> |                      |                     |  |   |
| Liabilities:   |                      |                     |  |   |
| Accounts payable   | \$ 112,059           | \$ -                | \$ 132,934                                 | \$ 244,993                              |
| Accrued liabilities  | 35,407               | -                   | 30,979                                     | 66,386                                  |
| Deposits   | 68,325               | -                   | -  | 68,325                                  |
| Unearned revenue   | 547,518              | 1,569,570           | -  | 2,117,088                               |
| Total liabilities  | <u>763,309</u>       | <u>1,569,570</u>    | <u>163,913</u>                             | <u>2,496,792</u>                        |
| <b>Deferred Inflows of Resources:</b>                                    |                      |                     |  |   |
| Deferred inflows related to leases                                       | 2,761,478            | -                   | -  | 2,761,478                               |
| Unavailable revenue  | 49,259               | -                   | -  | 49,259                                  |
| Total deferred inflow of resources                                       | <u>2,810,737</u>     | <u>-</u>            | <u>-</u>                                   | <u>2,810,737</u>                        |
| <b>Fund Balances:</b>  |                      |                     |  |   |
| Nonspendable   | 48,789               | -                   | -  | 48,789                                  |
| Restricted   |                      |                     |  |   |
| Capital projects   | -                    | -                   | 9,890,405                                  | 9,890,405                               |
| Building department  | -                    | -                   | 768,837                                    | 768,837                                 |
| Culture and recreation   | -                    | -                   | 238,117                                    | 238,117                                 |
| Transportation   | -                    | -                   | 1,566,160                                  | 1,566,160                               |
| Public safety  | -                    | -                   | 259,956                                    | 259,956                                 |
| Committed to:  |                      |                     | -  |   |
| Emergency preparedness   | 3,000,000            | -                   | -  | 3,000,000                               |
| Assigned to:   |                      |                     | -  |   |
| Future fire station  | 1,231,942            | -                   | -  | 1,231,942                               |
| Subsequent year appropriations   | 709,588              | -                   | -  | 709,588                                 |
| Unassigned   | 39,124,825           | -                   | -  | 39,124,825                              |
| Total fund balances  | <u>44,115,144</u>    | <u>-</u>            | <u>12,723,475</u>                          | <u>56,838,619</u>                       |
| Total liabilities, deferred inflows of resources<br>and fund balances    | <u>\$ 47,689,190</u> | <u>\$ 1,569,570</u> | <u>\$ 12,887,388</u>                       | <u>\$ 62,146,148</u>                    |

**City of Cooper City, Florida**  
**Statement of Revenues, Expenditures and Changes in Fund Balances-**  
**Major Governmental Funds**  
**March 31, 2026**

|   | <u>General Fund</u>  | <u>ARPA Fund</u> | <u>Total Major<br/>Governmental<br/>Funds</u> |
|---|----------------------|------------------|---|
| <b>Revenues:</b>                                    |                      |                  |   |
| Property taxes                                      | \$ 25,138,125        | \$ -             | \$ 25,138,125                                 |
| Franchise fees and utility taxes                    | 3,706,091            | -                | 3,706,091                                     |
| Licenses and permits                                | 116,657              | -                | 116,657                                       |
| Intergovernmental                                   | 1,964,938            | 505,811          | 2,470,749                                     |
| Charges for services                                | 8,002,641            | -                | 8,002,641                                     |
| Fines and forfeitures                               | 183,085              | -                | 183,085                                       |
| Investment income                                   | 546,630              | -                | 546,630                                       |
| Miscellaneous                                       | 124,716              | -                | 124,716                                       |
| Total revenues                                      | <u>39,782,883</u>    | <u>505,811</u>   | <u>40,288,694</u>                             |
| <b>Expenditures:</b>                                |                      |                  |   |
| Current:  |                      |                  |   |
| General government                                  | 3,475,276            | 203,750          | 3,679,026                                     |
| Public safety                                       | 16,392,414           | -                | 16,392,414                                    |
| Physical environment                                | 275,554              | -                | 275,554                                       |
| Culture and recreation                              | 2,460,891            | -                | 2,460,891                                     |
| Capital outlay                                      | 948,158              | 302,061          | 1,250,219                                     |
| Debt service:                                       |                      |                  |   |
| Interest and other fiscal charges on line of credit | 4,000                | -                | 4,000   |
| Total expenditures                                  | <u>23,556,293</u>    | <u>505,811</u>   | <u>24,062,104</u>                             |
| Excess of revenues over expenditures                | <u>16,226,590</u>    | <u>-</u>         | <u>16,226,590</u>                             |
| <b>Other financing sources (uses):</b>              |                      |                  |   |
| Transfers in  | 2,041,036            | -                | 2,041,036                                     |
| Transfers out                                       | <u>(4,236,815)</u>   | <u>-</u>         | <u>(4,236,815)</u>                            |
| Total other financing sources                       | <u>(2,195,779)</u>   | <u>-</u>         | <u>(2,195,779)</u>                            |
| <b>Net change in fund balances</b>                  | 14,030,811           | -                | 14,030,811                                    |
| <b>Fund Balances, Beginning of Year</b>             | <u>30,084,333</u>    | <u>-</u>         | <u>30,084,333</u>                             |
| <b>Fund Balances, End of Year</b>                   | <u>\$ 44,115,144</u> | <u>\$ -</u>      | <u>\$ 44,115,144</u>                          |

**City of Cooper City, Florida  
General Fund  
Schedule of Revenues, Expenditures and  
Changes in Fund Balances - Budget and Actual  
Six Months Ended March 31, 2026**

**50.00% of Fiscal Year Completed**

|                                  | Budgeted Amounts  |                   | YTD<br>Actual     | Variance with<br>Amended<br>Budget | % of Budget<br>Used |
|----------------------------------|-------------------|-------------------|-------------------|------------------------------------|---------------------|
|                                  | Original          | Amended           |                   |                                    |                     |
| <b>Revenues:</b>                 |                   |                   |                   |                                    |                     |
| Property taxes                   | \$ 26,302,648     | \$ 26,302,648     | \$ 25,138,125     | \$ (1,164,523)                     | 95.57%              |
| Franchise fees and utility taxes | 7,092,544         | 7,092,544         | 3,706,091         | (3,386,453)                        | 52.25%              |
| Licenses and permits             | 725,000           | 725,000           | 116,657           | (608,343)                          | 16.09%              |
| Intergovernmental revenues       | 4,452,079         | 4,612,079         | 1,964,938         | (2,647,141)                        | 42.60%              |
| Charges for services             | 9,952,443         | 9,952,443         | 8,002,641 (a)     | (1,949,802)                        | 80.41%              |
| Fines and forfeitures            | 230,000           | 230,000           | 183,085           | (46,915)                           | 79.60%              |
| Investment income                | 1,700,000         | 1,700,000         | 546,630           | (1,153,370)                        | 32.15%              |
| Miscellaneous                    | 417,308           | 417,308           | 124,716           | (292,592)                          | 29.89%              |
| Total revenues                   | <u>50,872,022</u> | <u>51,032,022</u> | <u>39,782,883</u> | <u>(11,249,139)</u>                | <u>77.96%</u>       |
| <b>Expenditures:</b>             |                   |                   |                   |                                    |                     |
| Current:                         |                   |                   |                   |                                    |                     |
| General government               |                   |                   |                   |                                    |                     |
| City Commission                  | 436,964           | 436,964           | 181,625           | 255,339                            | 41.57%              |
| Administrative                   | 688,841           | 685,341           | 383,549           | 301,792                            | 55.96%              |
| City Clerk                       | 600,770           | 601,634           | 233,185           | 368,449                            | 38.76%              |
| Human resources                  | 462,965           | 458,463           | 200,088           | 258,375                            | 43.64%              |
| Finance                          | 1,848,381         | 1,867,981         | 806,926           | 1,061,055                          | 43.20%              |
| Legal                            | 531,500           | 531,500           | 147,434           | 384,066                            | 27.74%              |
| Boards and committees            | 25,500            | 25,500            | 10,644            | 14,856                             | 41.74%              |
| Community development            | 472,859           | 472,859           | 171,155           | 301,704                            | 36.20%              |
| Public works administration      | 1,082,097         | 1,082,097         | 380,032           | 702,065                            | 35.12%              |
| Fleet services                   | 501,657           | 501,657           | 177,960           | 323,697                            | 35.47%              |
| Street Maintenance               | 870,836           | 870,836           | 168,993           | 701,843                            | 19.41%              |
| Communications                   | 1,229,546         | 1,304,774         | 389,024           | 915,750                            | 29.82%              |
| Nondepartmental                  | 2,124,583         | 1,965,502         | 224,661           | 1,740,841                          | 11.43%              |
| Total general government         | <u>10,876,499</u> | <u>10,805,108</u> | <u>3,475,276</u>  | <u>7,329,832</u>                   | <u>32.16%</u>       |
| <b>Public safety:</b>            |                   |                   |                   |                                    |                     |
| Code enforcement                 | 918,468           | 918,468           | 401,568           | 516,900                            | 43.72%              |
| Police                           | 18,189,323        | 18,614,479        | 8,298,429         | 10,316,050                         | 44.58%              |
| Fire                             | 15,695,311        | 15,695,311        | 7,692,417         | 8,002,894                          | 49.01%              |
| Building                         | -                 | -                 | -                 | -                                  | -                   |
| Total public safety              | <u>34,803,102</u> | <u>35,228,258</u> | <u>16,392,414</u> | <u>18,835,844</u>                  | <u>46.53%</u>       |

**City of Cooper City, Florida**  
**General Fund**  
**Schedule of Revenues, Expenditures and**  
**Changes in Fund Balances - Budget and Actual**  
**Six Months Ended March 31, 2026**

**50.00% of Fiscal Year Completed**

|   | Budgeted Amounts |             | YTD<br>Actual        | Variance with<br>Amended<br>Budget | % of Budget<br>Used |
|---|------------------|-------------|----------------------|------------------------------------|---------------------|
|   | Original         | Amended     |                      |                                    |                     |
| <b>Physical environment:</b>                              |                  |             |                      |                                    |                     |
| Physical environment                                      |                  |             |                      |                                    |                     |
| Property maintenance                                      | 784,135          | 784,135     | 275,554              | 508,581                            | 35.14%              |
| Total physical environment                                | 784,135          | 784,135     | 275,554              | 508,581                            | 35.14%              |
| <b>Culture and recreation:</b>                            |                  |             |                      |                                    |                     |
| Parks   | 2,826,577        | 2,822,456   | 1,267,487            | 1,554,969                          | 44.91%              |
| Recreation  | 2,975,937        | 2,975,937   | 1,193,404            | 1,782,533                          | 40.10%              |
| Total culture and recreation                              | 5,802,514        | 5,798,393   | 2,460,891            | 3,337,502                          | 42.44%              |
| <b>Debt service:</b>                                      |                  |             |                      |                                    |                     |
| Debt service principal                                    | -                | -           | -                    | -                                  |                     |
| Interest and other fiscal charges on line of credit       | 4,000            | 4,000       | 4,000                | -                                  | 100.00%             |
| Total debt service  | 4,000            | 4,000       | 4,000                | -                                  | 100.00%             |
| <b>Capital Outlay:</b>                                    |                  |             |                      |                                    |                     |
| Capital Outlay  | 789,000          | 1,883,961   | 948,158              | 935,803                            | 50.33%              |
| Total expenditures  | 53,059,250       | 54,503,855  | 23,556,293           | 30,947,562                         | 43.22%              |
| Excess of revenues (deficiency) over (under) expenditures | (2,187,228)      | (3,471,833) | 16,226,590           | 19,698,423                         | -467.38%            |
| <b>Other financing sources (uses):</b>                    |                  |             |                      |                                    |                     |
| Proceeds from debt  | -                | -           | -                    | -                                  |                     |
| Transfers in  | 10,575,191       | 12,040,796  | 2,041,036            | (9,999,760)                        | 16.95%              |
| Transfers out   | (8,387,963)      | (8,568,963) | (4,236,815)          | 4,332,148                          | 49.44%              |
| Appropriation from fund balance                           | -                | -           | -                    | -                                  |                     |
| Total other financing sources (uses)                      | 2,187,228        | 3,471,833   | (2,195,779)          | (5,667,612)                        | -63.25%             |
| <b>Change in fund balance</b>                             | -                | -           | 14,030,811           | 14,030,811                         |                     |
| Fund Balances, Beginning of Year                          |                  |             | 30,084,333           |                                    |                     |
| Fund Balances, End of Year                                |                  |             | <u>\$ 44,115,144</u> |                                    |                     |

(a) 95% of fire assessment fee collected \$6.456767

Total Revenue for General Funds:

39,782,883



Total Revenue



Property Taxes



Intergovernmental



Franchise fees & Util.



Licenses and Permits



Charges for services



Charges for services



Miscellaneous



Fines & Forfeitures

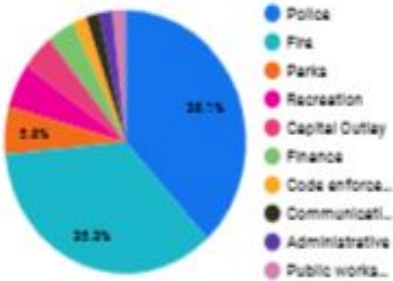


Investment income



Total Expenditures for General Funds:

23,556,293



Total Expenditures



City Commission



Administration



City Clerk



Finance



Human resources



Legal



Nondepartmental



Code enforcement



Public works admini...



Property mainten...



Parks



Fleet services



Street Maintenance



Police



Emergency Manage...



Fire



Recreation



**City of Cooper City, Florida  
Capital Improvement Fund  
Schedule of Revenues, Expenditures and Changes in Fund Balances -  
Budget and Actual  
Six Months Ended March 31, 2026**

**50.00% of Fiscal Year Completed**

|   | Budgeted Amounts   |                     | YTD<br>Actual       | Variance<br>with<br>Amended<br>Budget | % of Budget<br>Used |
|---|--------------------|---------------------|---------------------|---------------------------------------|---------------------|
|   | Original           | Amended             |                     |                                       |                     |
| <b>Revenues:</b>  |                    |                     |                     |                                       |                     |
| Public safety   | \$ 1,500           | \$ 1,500            | \$ -                | \$ (1,500)                            | 0.00%               |
| Park improvement-Impact Fees                              | 20,000             | 20,000              | -                   | (20,000)                              | 0.00%               |
| General government  | 15,000             | 15,000              | -                   | (15,000)                              | 0.00%               |
| Intergovernmental   | 6,189,160          | 7,981,721           | 111,076             | (7,870,645)                           | 1.39%               |
| Investment income   | 30,000             | 30,000              | 113,943             | 83,943                                | 379.81%             |
| Total revenues  | <u>6,255,660</u>   | <u>8,048,221</u>    | <u>225,019</u>      | <u>(7,823,202)</u>                    | <u>2.80%</u>        |
| <b>Expenditures:</b>                                      |                    |                     |                     |                                       |                     |
| Interest on interfund loan                                | -                  | -                   | -                   | -                                     |                     |
| Capital outlay  | 12,532,960         | 22,581,328          | 1,644,332 (a)       | 20,936,996 (b)                        | 7.28%               |
| Culture and recreation                                    | -                  | -                   | -                   | -                                     |                     |
| Debt service principal                                    | -                  | 27,262              | -                   | 27,262                                | 0.00%               |
| Debt service interest                                     | -                  | 2,838               | -                   | 2,838                                 | 0.00%               |
| Total expenditures  | <u>12,532,960</u>  | <u>22,611,428</u>   | <u>1,644,332</u>    | <u>20,967,096</u>                     | <u>7.27%</u>        |
| Excess (deficiency) of revenues over (under) expenditures | <u>(6,277,300)</u> | <u>(14,563,207)</u> | <u>(1,419,313)</u>  | <u>13,143,894</u>                     | <u>9.75%</u>        |
| <b>Other Financing Sources (Uses):</b>                    |                    |                     |                     |                                       |                     |
| Transfers in  | 6,277,300          | 14,563,207          | 3,181,483           | (11,381,724)                          | 21.85%              |
| Transfers out   | -                  | -                   | -                   | -                                     |                     |
| Appropriation from fund balance                           | -                  | -                   | -                   | -                                     |                     |
| Total other financing sources (Uses)                      | <u>6,277,300</u>   | <u>14,563,207</u>   | <u>3,181,483</u>    | <u>(11,381,724)</u>                   | <u>21.85%</u>       |
| <b>Net Change in fund balance</b>                         | <u>\$ -</u>        | <u>\$ -</u>         | <u>1,762,170</u>    | <u>\$ 1,762,170</u>                   |                     |
| <b>Fund balance, beginning of year</b>                    |                    |                     | <u>8,128,235</u>    |                                       |                     |
| <b>Fund balance, end of year</b>                          |                    |                     | <u>\$ 9,890,405</u> |                                       |                     |

(a) Playground equipment \$1,075,632, Backstop & Dugout fence \$92,550, Landscape beautification \$151,419, Stirling Rd Right of Way Drainage \$163,424, Right of way Hiatus Road \$16,912, SW 49th Street culvert \$50,000, Design public safety complex \$25,560, Parks & Rec master plan \$21,400, P&T Center paver replacement \$10,800

(b) Partial List of Projects not yet started: Citywide AC Replacement \$808,000, Facility Security Guard Access \$230,000, Improvements City Hall \$100,000, PW Admin Offices \$500,000, beautification hardscape/walls & fences \$300,000, Monument Signage \$500,000, Beautification Site Furnishings \$90,000, Facility Painting Program \$90,000, Resurface courts \$50,000, SW 49th Street Culvert Replacement \$1,239,553

Fire Station Improvements \$1,200,000, Pool & Tennis Splash Pad \$1,000,000, Sue Ellen restroom Upgrade \$500,000, Ted Ferone Park Upgrade \$400,000

City of Cooper City, Florida  
 ARPA Fund  
 Schedule of Revenues, Expenditures and Changes in Fund Balances -  
 Budget and Actual  
 Six Months Ended March 31, 2026

50.00% of Fiscal Year Completed

|   | Budgeted Amounts    |                     | YTD<br>Actual | Variance<br>with<br>Amended<br>Budget | % of Budget<br>Used |
|---|---------------------|---------------------|---------------|---------------------------------------|---------------------|
|   | Original            | Amended             |               |                                       |                     |
| <b>Revenues:</b>  |                     |                     |               |                                       |                     |
| Intergovernmental   | \$ -                | \$ -                | \$ 505,811    | \$ 505,811 (a)                        |                     |
| Investment earnings                                       | -                   | -                   | -             | -                                     |                     |
| Total revenues  | -                   | -                   | 505,811       | 505,811                               |                     |
| <b>Expenditures:</b>                                      |                     |                     |               |                                       |                     |
| Current:  |                     |                     |               |                                       |                     |
| General government  | 541,880             | 541,880             | 203,750       | 338,130                               | 37.60%              |
| Capital outlay  | -                   | -                   | 302,061       | (302,061)                             |                     |
| Total expenditures  | 541,880             | 541,880             | 505,811       | 36,069                                | 93.34%              |
| Excess (deficiency) of revenues over (under) expenditures | (541,880)           | (541,880)           | -             | 541,880                               | 0.00%               |
| <b>Other Financing Sources (Uses):</b>                    |                     |                     |               |                                       |                     |
| Transfers out   | -                   | -                   | -             | -                                     |                     |
| Appropriation from Fund Balance                           | -                   | -                   | -             | -                                     |                     |
| <b>Net Change in Fund Balance</b>                         | <u>\$ (541,880)</u> | <u>\$ (541,880)</u> | <u>\$ -</u>   | <u>\$ 541,880</u>                     | <u>0.00%</u>        |
| <b>Fund Balance, Beginning of Year</b>                    |                     |                     |               |                                       |                     |
| <b>Fund Balance, End of Year</b>                          |                     |                     | <u>\$ -</u>   |                                       |                     |

(a) Since all ARPA funds were received in prior years, we have to budget the Revenue from an Appropriation of Fund Balance. However, for accounting treatment it is shown as intergovernmental revenues

**City of Cooper City**  
**Combining Statement of Revenues, Expenditures and Changes in Fund Balance**  
**Nonmajor Governmental Funds**  
**March 31, 2026**

|  | Special Revenue Funds    |                      |                          |                   |                          | Total Nonmajor       |
|--|--------------------------|----------------------|--------------------------|-------------------|--------------------------|----------------------|
|  | Building Inspection Fund | Road and Bridge Fund | Police Confiscation Fund | Tree Trust Fund   | Capital Improvement Fund |                      |
| <b>Revenues:</b>   |                          |                      |                          |                   |                          |                      |
| Licenses and permits   | \$ 569,092               | \$ -                 | \$ -                     | \$ -              | \$ -                     | \$ 569,092           |
| Intergovernmental  | -                        | 405,167              | -                        | -                 | 111,076                  | 516,243              |
| Charges for services   | 20,850                   | -                    | -                        | -                 | -                        | 20,850               |
| Fines and forfeitures  | -                        | -                    | 13,994                   | -                 | -                        | 13,994               |
| Investment income  | 11,959                   | 18,632               | 3,269                    | 2,959             | 113,943                  | 150,762              |
| Miscellaneous  | 578                      | -                    | -                        | 22,280            | -                        | 22,858               |
| <b>Total revenues</b>  | <u>\$ 602,479</u>        | <u>\$ 423,799</u>    | <u>\$ 17,263</u>         | <u>\$ 25,239</u>  | <u>\$ 225,019</u>        | <u>\$ 1,293,799</u>  |
| <b>Expenditures:</b>   |                          |                      |                          |                   |                          |                      |
| Current:   |                          |                      |                          |                   |                          |                      |
| Public safety  | \$ 615,465               | \$ -                 | \$ -                     | \$ -              | \$ -                     | \$ 615,465           |
| Transportation   | -                        | 971,387              | -                        | -                 | -                        | 971,387              |
| Capital outlay   | -                        | -                    | -                        | -                 | 1,644,332                | 1,644,332            |
| <b>Total expenditures</b>  | <u>615,465</u>           | <u>971,387</u>       | <u>-</u>                 | <u>-</u>          | <u>1,644,332</u>         | <u>3,231,184</u>     |
| <b>Excess (deficiency) of revenues over (under) expenditures</b> | <u>(12,986)</u>          | <u>(547,588)</u>     | <u>17,263</u>            | <u>25,239</u>     | <u>(1,419,313)</u>       | <u>(1,937,385)</u>   |
| <b>Other financing sources (uses):</b>                           |                          |                      |                          |                   |                          |                      |
| Transfers in   | -                        | 963,881              | -                        | -                 | 3,181,483                | 4,145,364            |
| Transfers out  | (303,933)                | -                    | -                        | -                 | -                        | (303,933)            |
| <b>Total other financing sources (uses)</b>                      | <u>(303,933)</u>         | <u>963,881</u>       | <u>-</u>                 | <u>-</u>          | <u>3,181,483</u>         | <u>3,841,431</u>     |
| <b>Change in fund balances</b>                                   | (316,919)                | 416,293              | 17,263                   | 25,239            | 1,762,170                | 1,904,046            |
| <b>Fund balances, beginning of year</b>                          | 1,085,756                | 1,149,867            | 242,693                  | 212,878           | 8,128,235                | 10,819,429           |
| <b>Fund balances, end of year</b>                                | <u>\$ 768,837</u>        | <u>\$ 1,566,160</u>  | <u>\$ 259,956</u>        | <u>\$ 238,117</u> | <u>\$ 9,890,405</u>      | <u>\$ 12,723,475</u> |

**City of Cooper City, Florida**  
**Building Inspection Fund**  
**Schedule of Revenues, Expenditures and Changes in Fund Balances -**  
**Budget and Actual**  
**Six Months Ended March 31, 2026**

**50.00% of Fiscal Year Completed**

|   | Budgeted Amounts |                  | YTD<br>Actual     | Variance<br>with<br>Amended<br>Budget | % of Budget<br>Used |
|---|------------------|------------------|-------------------|---------------------------------------|---------------------|
|   | Original         | Amended          |                   |                                       |                     |
| <b>Revenues:</b>  |                  |                  |                   |                                       |                     |
| Licenses and permits                                      | \$ 1,535,000     | \$ 1,535,000     | \$ 569,092        | \$ (965,908)                          | 37.07%              |
| Intergovernmental   | -                | -                | -                 | -                                     |                     |
| Charges for services                                      | 50,000           | 50,000           | 20,850            | (29,150)                              | 41.70%              |
| Fines and forfeitures                                     | -                | -                | -                 | -                                     |                     |
| Investment income   | 50,000           | 50,000           | 11,959            | (38,041)                              | 23.92%              |
| Miscellaneous   | 3,000            | 3,000            | 578               | (2,422)                               | 19.27%              |
| Total revenues  | <u>1,638,000</u> | <u>1,638,000</u> | <u>602,479</u>    | <u>(1,035,521)</u>                    | <u>36.78%</u>       |
| <b>Expenditures:</b>                                      |                  |                  |                   |                                       |                     |
| Current:  | -                | -                | -                 | -                                     |                     |
| Public safety   | 1,706,525        | 1,739,067        | 615,465           | 1,123,602                             | 35.39%              |
| Transportation  | -                | -                | -                 | -                                     |                     |
| Culture and recreation                                    | -                | -                | -                 | -                                     |                     |
| Total Expenditures  | <u>1,706,525</u> | <u>1,739,067</u> | <u>615,465</u>    | <u>1,123,602</u>                      | <u>35.39%</u>       |
| Excess (deficiency) of revenues over (under) expenditures | (68,525)         | (101,067)        | (12,986)          | 88,081                                | 12.85%              |
| <b>Other Financing Sources (Uses):</b>                    |                  |                  |                   |                                       |                     |
| Transfers in  | 676,391          | 708,933          | -                 | (708,933)                             | 0.00%               |
| Transfers out   | (607,866)        | (607,866)        | (303,933)         | 303,933                               | 50.00%              |
| Appropriation from fund balance                           | -                | -                | -                 | -                                     |                     |
| Total other financing sources (uses)                      | <u>68,525</u>    | <u>101,067</u>   | <u>(303,933)</u>  | <u>(405,000)</u>                      | <u>-300.72%</u>     |
| <b>Net Change in fund balance</b>                         | <u>\$ -</u>      | <u>\$ -</u>      | (316,919)         | <u>\$ (316,919)</u>                   |                     |
| <b>Fund balance, beginning of year</b>                    |                  |                  | 1,085,756         |                                       |                     |
| <b>Fund balance, end of year</b>                          |                  |                  | <u>\$ 768,837</u> |                                       |                     |

**City of Cooper City, Florida  
Road and Bridge Fund  
Schedule of Revenues, Expenditures and Changes in Fund Balances -  
Budget and Actual  
Six Months Ended March 31, 2026**

**50.00% of Fiscal Year Completed**

|   | Budgeted Amounts |                  |                     | Variance<br>with<br>Amended<br>Budget | % of Budget<br>Used |
|---|------------------|------------------|---------------------|---------------------------------------|---------------------|
|   | Original         | Amended          | YTD<br>Actual       |                                       |                     |
| <b>Revenues:</b>  |                  |                  |                     |                                       |                     |
| Intergovernmental   | \$ 880,721       | \$ 880,721       | \$ 405,167          | \$ (475,554)                          | 46.00%              |
| Investment income   | 48,000           | 48,000           | 18,632              | (29,368)                              | 38.82%              |
| Total revenues  | <u>928,721</u>   | <u>928,721</u>   | <u>423,799</u>      | <u>(504,922)</u>                      | <u>45.63%</u>       |
| <b>Expenditures:</b>                                      |                  |                  |                     |                                       |                     |
| Transportation  | <u>2,856,482</u> | <u>2,935,796</u> | <u>971,387</u>      | <u>1,964,409</u>                      | <u>33.09%</u>       |
| Total expenditures  | <u>2,856,482</u> | <u>2,935,796</u> | <u>971,387</u>      | <u>1,964,409</u>                      | <u>33.09%</u>       |
| Excess (deficiency) of revenues over (under) expenditures | (1,927,761)      | (2,007,075)      | (547,588)           | 1,459,487                             | 27.28%              |
| <b>Other Financing Sources (Uses):</b>                    |                  |                  |                     |                                       |                     |
| Transfers in  | <u>1,927,761</u> | <u>2,007,075</u> | <u>963,881</u>      | <u>(1,043,194)</u>                    | <u>48.02%</u>       |
| Total other financing sources (uses)                      | <u>1,927,761</u> | <u>2,007,075</u> | <u>963,881</u>      | <u>(1,043,194)</u>                    | <u>48.02%</u>       |
| <b>Net Change in fund balance</b>                         | <u>\$ -</u>      | <u>\$ -</u>      | 416,293             | <u>\$ 416,293</u>                     |                     |
| <b>Fund balance, beginning of year</b>                    |                  |                  | 1,149,867           |                                       |                     |
| <b>Fund balance, end of year</b>                          |                  |                  | <u>\$ 1,566,160</u> |                                       |                     |

**City of Cooper City, Florida  
Police Confiscation Fund  
Schedule of Revenues, Expenditures and Changes in Fund Balances -  
Budget and Actual  
Six Months Ended March 31, 2026**

**50.00% of Fiscal Year Completed**

|   | Budgeted Amounts |          | YTD<br>Actual | Variance with<br>Amended<br>Budget | % of Budget<br>Used |
|---|------------------|----------|---------------|------------------------------------|---------------------|
|   | Original         | Amended  |               |                                    |                     |
| <b>Revenues:</b>  |                  |          |               |                                    |                     |
| Fines and forfeitures                                     | \$ 1,000         | \$ 1,000 | \$ 13,994     | \$ 12,994                          | 1399.40%            |
| Investment income   | 3,000            | 3,000    | 3,269         | 269                                | 108.97%             |
| Total revenues  | 4,000            | 4,000    | 17,263        | 13,263                             | 431.58%             |
| <b>Expenditures:</b>                                      |                  |          |               |                                    |                     |
| Current:  | 4,000            | 4,000    | -             | 4,000                              | 0.00%               |
| Total expenditures  | 4,000            | 4,000    | -             | 4,000                              | 0.00%               |
| Excess (deficiency) of revenues over (under) expenditures | -                | -        | 17,263        | 17,263                             |                     |
| <b>Other Financing Sources (Uses):</b>                    |                  |          |               |                                    |                     |
| Net Change in fund balance                                | \$ -             | \$ -     | 17,263        | \$ 17,263                          |                     |
| Fund balance, beginning of year                           |                  |          | 242,693       |                                    |                     |
| Fund balance, end of year                                 |                  |          | \$ 259,956    |                                    |                     |

**City of Cooper City, Florida  
Tree Trust Fund  
Schedule of Revenues, Expenditures and Changes in Fund Balances -  
Budget and Actual  
Six Months Ended March 31, 2026**

**50.00% of Fiscal Year Completed**

|   | Budgeted Amounts |             | YTD<br>Actual     | Variance<br>with<br>Amended<br>Budget | % of Budget<br>Used |
|---|------------------|-------------|-------------------|---------------------------------------|---------------------|
|   | Original         | Amended     |                   |                                       |                     |
| <b>Revenues:</b>  |                  |             |                   |                                       |                     |
| Investment income   | \$ 2,000         | \$ 2,000    | \$ 2,959          | \$ 959                                | 147.95%             |
| Miscellaneous   | 11,500           | 11,500      | 22,280            | 10,780                                | 193.74%             |
| Total revenues  | 13,500           | 13,500      | 25,239            | 11,739                                | 186.96%             |
| <b>Expenditures:</b>                                      |                  |             |                   |                                       |                     |
| Culture and recreation                                    | 13,500           | 213,500     | -                 | 213,500                               | 0.00%               |
| Total expenditures  | 13,500           | 213,500     | -                 | 213,500                               | 0.00%               |
| Excess (deficiency) of revenues over (under) expenditures | -                | (200,000)   | 25,239            | 225,239                               | -12.62%             |
| <b>Other Financing Sources (Uses):</b>                    |                  |             |                   |                                       |                     |
| Transfers in  | -                | 200,000     | -                 | (200,000)                             | 0.00%               |
| Total other financing sources (uses)                      | -                | 200,000     | -                 | (200,000)                             | 0.00%               |
| <b>Net Change in fund balance</b>                         | <b>\$ -</b>      | <b>\$ -</b> | <b>25,239</b>     | <b>\$ 25,239</b>                      |                     |
| <b>Fund balance, beginning of year</b>                    |                  |             | 212,878           |                                       |                     |
| <b>Fund balance, end of year</b>                          |                  |             | <b>\$ 238,117</b> |                                       |                     |

**City of Cooper City, Florida  
Parking Lot Fund Schedule of  
Revenues, Expenditures and Changes in Fund Balances - Budget and Actual  
Six Months Ended March 31, 2026**

**50.00% of Fiscal Year Completed**

|  | Budgeted Amounts |                | YTD<br>Actual    | Variance with<br>Amended<br>Budget | % of Budget<br>Used |
|--|------------------|----------------|------------------|------------------------------------|---------------------|
|  | Original         | Amended        |                  |                                    |                     |
| <b>Operating Revenues:</b>                           |                  |                |                  |                                    |                     |
| Charges for services                                 | \$ 161,000       | \$ 161,000     | \$ 154,299 (a)   | \$ (6,701)                         | 95.84%              |
| Appropriation of fund balance                        | 750,000          | 750,000        | -                | (750,000)                          | 0.00%               |
| Miscellaneous  | -                | -              | 150              | 150                                |                     |
| Total operating revenues                             | 911,000          | 911,000        | 154,449          | (756,551)                          | 16.95%              |
| <b>Operating Expenses:</b>                           |                  |                |                  |                                    |                     |
| Personnel services and benefits                      | 21,784           | 21,784         | 9,829            | 11,955                             | 45.12%              |
| Professional services                                | 18,000           | 18,000         | 6,279            | 11,721                             | 34.88%              |
| Materials and supplies                               | 2,000            | 2,000          | -                | 2,000                              | 0.00%               |
| Utilities  | 8,338            | 8,338          | 2,960            | 5,378                              | 35.50%              |
| Repairs and maintenance                              | 17,513           | 17,513         | -                | 17,513                             | 0.00%               |
| Miscellaneous  | -                | -              | 8,969 (b)        | (8,969)                            |                     |
| Total operating expenses                             | 67,635           | 67,635         | 28,037           | 39,598                             | 41.45%              |
| <b>Operating income</b>                              | <b>843,365</b>   | <b>843,365</b> | <b>126,412</b>   | <b>716,953</b>                     | <b>14.99%</b>       |
| <b>Nonoperating Revenues (Expenses):</b>             |                  |                |                  |                                    |                     |
| Investment income                                    | 3,000            | 3,000          | -                | 3,000                              | 0.00%               |
| Total nonoperating revenues and<br>(expenses)        | 3,000            | 3,000          | -                | 3,000                              | 0.00%               |
| Income before capital contributions and<br>transfers | 846,365          | 846,365        | 126,412          | 719,953                            | 14.94%              |
| <b>Capital Contributions and Transfers:</b>          |                  |                |                  |                                    |                     |
| Transfers out  | (846,365)        | (846,365)      | (334,486)        | (511,879)                          | 39.52%              |
| Total capital contributions and transfers            | (846,365)        | (846,365)      | (334,486)        | (511,879)                          | 39.52%              |
| <b>Change in net position</b>                        | <b>-</b>         | <b>-</b>       | <b>(208,074)</b> | <b>208,074</b>                     |                     |

(a) - Parking Lot fees are billed annually in October and currently recognize it all in October.

(b) - Property taxes for the RV Lots

**City of Cooper City, Florida  
Stormwater Fund  
Schedule of Revenues, Expenditures and  
Changes in Fund Balances - Budget and Actual  
for the Six Months Ended March 31, 2026**

**50.00% of Fiscal Year Completed**

|  | <u>Budgeted Amounts</u> |                | <u>YTD<br/>Actual</u> | <u>Variance with<br/>Amended<br/>Budget</u> | <u>% of Budget<br/>Used</u> |
|--|-------------------------|----------------|-----------------------|---|-----------------------------|
|  | <u>Original</u>         | <u>Amended</u> |                       |   |                             |
| <b>Operating Revenues:</b>                           |                         |                |                       |   |                             |
| Charges for services                                 | \$709,283               | \$709,283      | \$302,513             | \$(406,770)                                 | 42.65%                      |
| Total operating revenues                             | 709,283                 | 709,283        | 302,513               | (406,770)                                   | 42.65%                      |
| <b>Operating Expenses:</b>                           |                         |                |                       |   |                             |
| Personnel services and benefits                      | 150,226                 | 150,226        | 74,459                | 75,767                                      | 49.56%                      |
| Professional services                                | 507,000                 | 507,000        | 32,281                | 474,719                                     | 6.37%                       |
| Materials and supplies                               | 10,200                  | 10,200         | 3,288                 | 6,912                                       | 32.24%                      |
| Repairs and maintenance                              | 15,900                  | 15,900         | 10,350                | 5,550                                       | 65.09%                      |
| Miscellaneous  | 31,800                  | 31,800         | 8,868                 | 22,932                                      | 27.89%                      |
| Total operating expenses                             | 715,126                 | 715,126        | 129,246               | 585,880                                     | 18.07%                      |
| <b>Operating income</b>                              | (5,843)                 | (5,843)        | 173,267               | (179,110)                                   | -2965.38%                   |
| <b>Nonoperating Revenues (Expenses):</b>             |                         |                |                       |   |                             |
| Investment income                                    | 9,000                   | 9,000          | 9,472                 | (472)                                       | 105.24%                     |
| Interest expense                                     | (212,556)               | (212,556)      | (1,775)               | (210,781)                                   | 0.84%                       |
| Total nonoperating revenues and<br>(expenses)        | (203,556)               | (203,556)      | 7,697                 | (211,253)                                   | -3.78%                      |
| Income before capital contributions and<br>transfers | (209,399)               | (209,399)      | 180,964               | (390,363)                                   | -86.42%                     |
| <b>Capital Contributions and Transfers:</b>          |                         |                |                       |   |                             |
| Transfers in   | 221,399                 | 221,399        | 110,700               | 110,699                                     | 50.00%                      |
| Transfers out  | (12,000)                | (12,000)       | (6,000)               | (6,000)                                     | 50.00%                      |
| Total capital contributions and transfers            | 209,399                 | 209,399        | 104,700               | 104,699                                     | 50.00%                      |
| <b>Change in net position</b>                        | -                       | -              | 285,664               | (285,664)                                   |                             |

**City of Cooper City, Florida  
Water and Sewer Fund  
Schedule of Revenues, Expenditures and  
Changes in Fund Balances - Budget and Actual  
for the Six Months Ended March 31, 2026**

**50.00% of Fiscal Year Completed**

|  | Budgeted Amounts |               | YTD<br>Actual | Variance with<br>Amended<br>Budget | % of Budget<br>Used |
|--|------------------|---------------|---------------|------------------------------------|---------------------|
|  | Original         | Amended       |               |                                    |                     |
| <b>Operating Revenues:</b>                           |                  |               |               |                                    |                     |
| Grant revenue  | \$ -             | \$ -          | \$ 6,267      | \$ 6,267                           |                     |
| Charges for services                                 | \$ 15,400,560    | \$ 15,400,560 | \$ 7,670,265  | \$ (7,730,295)                     | 49.81%              |
| Miscellaneous  | 74,000           | 74,000        | 12,091        | (61,909)                           | 16.34%              |
|  |                  |               |               | -                                  |                     |
| Total operating revenues                             | 15,474,560       | 15,474,560    | 7,688,623     | (7,785,937)                        | 49.69%              |
| <b>Operating Expenses:</b>                           |                  |               |               |                                    |                     |
| Personnel services and benefits                      | 5,831,014        | 5,831,014     | 2,559,490     | 3,271,524                          | 43.89%              |
| Professional services                                | 2,096,114        | 2,093,614     | 388,044       | 1,705,570                          | 18.53%              |
| Materials and supplies                               | 2,029,185        | 2,044,235     | 636,610       | 1,407,625                          | 31.14%              |
| Utilities  | 938,000          | 938,000       | 382,071       | 555,929                            | 40.73%              |
| Insurance  | 968,752          | 968,752       | 734,008 (a)   | 234,744                            | 75.77%              |
| Repairs and maintenance                              | 1,466,863        | 1,466,863     | 296,455       | 1,170,408                          | 20.21%              |
| Miscellaneous  | 1,232,270        | 1,228,720     | 50,241        | 1,178,479                          | 4.09%               |
| Total operating expenses                             | 14,562,198       | 14,571,198    | 5,046,919     | 9,524,279                          | 34.64%              |
| <b>Operating income</b>                              | 912,362          | 903,362       | 2,641,704     | (1,738,342)                        | 292.43%             |
| <b>Nonoperating Revenues (Expenses):</b>             |                  |               |               |                                    |                     |
| Investment income                                    | 400,000          | 400,000       | 51,654 (b)    | 348,346                            | 12.91%              |
| Total nonoperating revenues and<br>(expenses)        | 400,000          | 400,000       | 51,654        | 348,346                            | 12.91%              |
| Income before capital contributions and<br>transfers | 1,312,362        | 1,303,362     | 2,693,358     | (1,389,996)                        | 206.65%             |
| <b>Capital Contributions and Transfers:</b>          |                  |               |               |                                    |                     |
| Capital outlay                                       | (1,021,875)      | (2,089,231)   | (921,426)     | (1,167,805)                        | 44.10%              |
| Appropriation from retained earnings                 | -                | 1,076,356     | -             | 1,076,356                          | 0.00%               |
| Transfers in   | 2,541,244        | 2,541,244     | -             | 2,541,244                          | 0.00%               |
| Transfers out  | (2,831,731)      | (2,831,731)   | (1,415,865)   | (1,415,866)                        | 50.00%              |
| Total capital contributions and<br>transfers         | (1,312,362)      | (1,303,362)   | (2,337,291)   | 1,033,929                          | 179.33%             |
| <b>Change in net position</b>                        | -                | -             | 356,067       | (356,067)                          |                     |

(a) Includes insurance premium for Jan-Mar 2026

(b) Budgeted incorrectly. Migration to new bank budgeted for October, live February 2026

**City of Cooper City, Florida  
Solid Waste Fund  
Schedule of Revenues, Expenditures and  
Changes in Fund Balances - Budget and Actual  
for the Six Months Ended March 31, 2026**

**50.00% of Fiscal Year Completed**

|   | Budgeted Amounts |              | YTD<br>Actual | Variance with<br>Amended<br>Budget | % of Budget<br>Used |
|---|------------------|--------------|---------------|------------------------------------|---------------------|
|   | Original         | Amended      |               |                                    |                     |
| <b>Operating Revenues:</b>                        |                  |              |               |                                    |                     |
| Charges for services                              | \$ 4,330,476     | \$ 4,330,476 | \$ 2,218,742  | \$ (2,111,734)                     | 51.24%              |
| Miscellaneous                                     | 62,342           | 62,342       | 169,912       | 107,570                            | 272.55%             |
| Total operating revenues                          | 4,392,818        | 4,392,818    | 2,388,654     | (2,004,164)                        | 54.38%              |
| <b>Operating Expenses:</b>                        |                  |              |               |                                    |                     |
| Professional services                             | 4,140,223        | 4,140,223    | 1,913,611     | 2,226,612                          | 46.22%              |
| Materials and supplies                            | 1,000            | 1,000        | 415           | 585                                | 41.50%              |
| Contingency                                       | 251,595          | 251,595      | -             | 251,595                            | 0.00%               |
| Total operating expenses                          | 4,392,818        | 4,392,818    | 1,914,026     | 2,478,792                          | 43.57%              |
| <b>Operating income</b>                           | -                | -            | 474,628       | (474,628)                          |                     |
| <b>Nonoperating Revenues (Expenses):</b>          |                  |              |               |                                    |                     |
| Income before capital contributions and transfers | -                | -            | 474,628       | (474,628)                          |                     |
| <b>Capital Contributions and Transfers:</b>       |                  |              |               |                                    |                     |
| <b>Change in net position</b>                     | -                | -            | 474,628       | (474,628)                          |                     |

**City of Cooper City, Florida  
Statement of Net Position  
Proprietary Funds  
March 31, 2026**

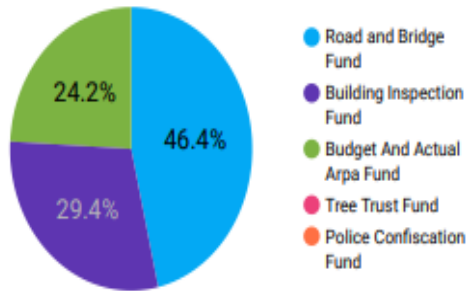
|   | <u>Water and<br/>Sewer Fund</u> | <u>Stormwater<br/>Fund</u> | <u>Solid Waste<br/>Enterprise<br/>Fund</u> | <u>Parking Lot<br/>Fund</u> | <u>Total</u>         |
|---|---------------------------------|----------------------------|--|-----------------------------|----------------------|
| <b>Assets:</b>  |                                 |                            |  |                             |                      |
| Current assets  |                                 |                            |  |                             |                      |
| Cash, cash equivalents, and investments                             | \$ 14,916,538                   | \$ 803,260                 | \$ 2,091,049                               | \$ 8,365                    | \$ 17,819,212        |
| Accounts receivable, net  | 691,747                         | 39,461                     | 282,940                                    | 12,891                      | 1,027,039            |
| Interest receivable   | 220,663                         | 5,314                      | -  | 1,601                       | 227,578              |
| Total current assets  | <u>15,828,948</u>               | <u>848,035</u>             | <u>2,373,989</u>                           | <u>22,857</u>               | <u>19,073,829</u>    |
| <b>Noncurrent assets:</b>   |                                 |                            |  |                             |                      |
| Prepays   | 3,500,000                       | -                          | -  | -                           | 3,500,000            |
| Capital assets, non-depreciable                                     | 4,555,087                       | -                          | -  | 535,492                     | 5,090,579            |
| Capital assets, depreciable, net                                    | 37,261,628                      | 3,844,834                  | -  | 155,900                     | 41,262,362           |
| Total noncurrent assets   | <u>45,316,715</u>               | <u>3,844,834</u>           | <u>-</u>                                   | <u>691,392</u>              | <u>49,852,941</u>    |
| <b>Total assets</b>   | <u>61,145,663</u>               | <u>4,692,869</u>           | <u>2,373,989</u>                           | <u>714,249</u>              | <u>68,926,770</u>    |
| <b>Deferred outflows of resources:</b>                              |                                 |                            |  |                             |                      |
| Deferred outflows relating to pensions                              | 1,083,280                       | 20,542                     | -  | -                           | 1,103,822            |
| Deferred outflows relating to other post employment benefits (OPEB) | 432,060                         | 13,228                     | -  | -                           | 445,288              |
| Total deferred outflows of resources                                | <u>1,515,340</u>                | <u>33,770</u>              | <u>-</u>                                   | <u>-</u>                    | <u>1,549,110</u>     |
| <b>Total Assets and Deferred Outflows of Resources</b>              | <u>\$ 62,661,003</u>            | <u>\$ 4,726,639</u>        | <u>\$ 2,373,989</u>                        | <u>\$ 714,249</u>           | <u>\$ 70,475,880</u> |

**City of Cooper City, Florida**  
**Statement of Net Position**  
**Proprietary Funds**  
**March 31, 2026**

|  | Water and<br>Sewer Fund | Stormwater<br>Fund  | Solid Waste<br>Enterprise<br>Fund | Parking Lot<br>Fund | Total                |
|--|-------------------------|---------------------|-----------------------------------|---------------------|----------------------|
| <b>Liabilities:</b>  |                         |                     |                                   |                     |                      |
| Current liabilities  |                         |                     |                                   |                     |                      |
| Accounts payable   | 132,904                 | 1,617               | 405,445                           | 32                  | 539,998              |
| Accrued liabilities  | -                       | 9,409               | -                                 | -                   | 9,409                |
| Notes payable  | -                       | 103,607             | -                                 | -                   | 103,607              |
| Compensated absences   | 133,120                 | 6,602               | -                                 | -                   | 139,722              |
| Deposits payable - from restricted assets                          | 1,194,425               | -                   | -                                 | 22,825              | 1,217,250            |
| <b>Total current liabilities</b>                                   | <u>1,460,449</u>        | <u>121,235</u>      | <u>405,445</u>                    | <u>22,857</u>       | <u>2,009,986</u>     |
| <b>Noncurrent liabilities:</b>                                     |                         |                     |                                   |                     |                      |
| Compensated absences   | 399,360                 | 19,805              | -                                 | -                   | 419,165              |
| Notes payables, net of current portion                             | -                       | 157,624             | -                                 | -                   | 157,624              |
| OPEB liability   | 2,028,563               | 58,436              | -                                 | -                   | 2,086,999            |
| Net pension liability  | 2,265,689               | 44,769              | -                                 | -                   | 2,310,458            |
| <b>Total noncurrent liabilities</b>                                | <u>4,693,612</u>        | <u>280,634</u>      | <u>-</u>                          | <u>-</u>            | <u>4,974,246</u>     |
| <b>Total liabilities</b>   | <u>6,154,061</u>        | <u>401,869</u>      | <u>405,445</u>                    | <u>22,857</u>       | <u>6,984,232</u>     |
| <b>Deferred inflows of resources:</b>                              |                         |                     |                                   |                     |                      |
| Deferred inflows relating to pensions                              | 1,187,530               | 60,155              | 842                               | -                   | 1,248,527            |
| Deferred inflows relating to other post employment benefits (OPEB) | 813,828                 | 24,918              | -                                 | -                   | 838,746              |
| <b>Total deferred inflows of resources</b>                         | <u>2,001,358</u>        | <u>85,073</u>       | <u>842</u>                        | <u>-</u>            | <u>2,087,273</u>     |
| <b>Net position:</b>   |                         |                     |                                   |                     |                      |
| Net investment in capital assets                                   | 41,816,715              | 3,583,603           | -                                 | 691,392             | 46,091,710           |
| Unrestricted   | 12,688,869              | 656,094             | 1,967,702                         | -                   | 15,312,665           |
| <b>Total net position</b>  | <u>\$ 54,505,584</u>    | <u>\$ 4,239,697</u> | <u>\$ 1,967,702</u>               | <u>\$ 691,392</u>   | <u>\$ 61,404,375</u> |

## Special Revenue Expenditures (% of Budget Used)

Total Expenditures  
2,092,663



Building Inspection F...



Road and Bridge F...

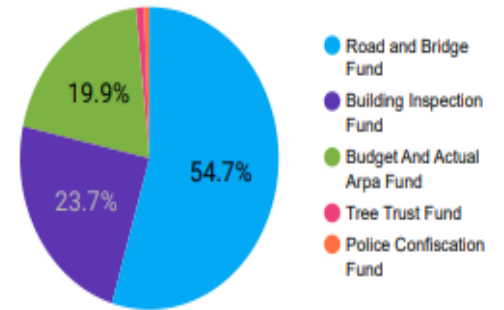


American Rescue Pl...



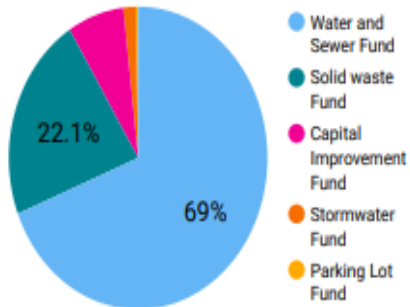
## Special Revenue

Total Revenue  
2,538,472



## Proprietary Funds Expenditures (% of Budget Used)

Total Expenditures  
8,651,196



Parking Lot #400



Stormwater #440



Water & Sewer Utility ...



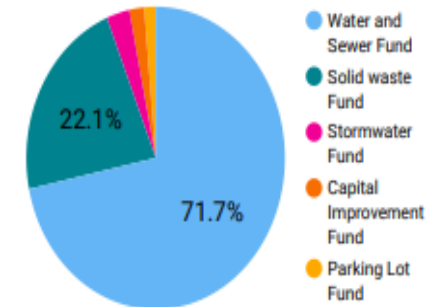
Capital Improv...



Solid Waste Enter...

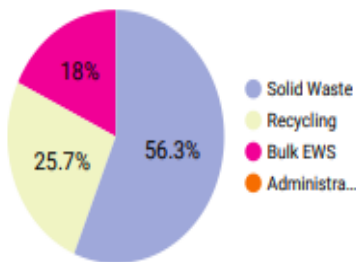
## Proprietary Funds Revenue

Total Revenue  
10,794,405



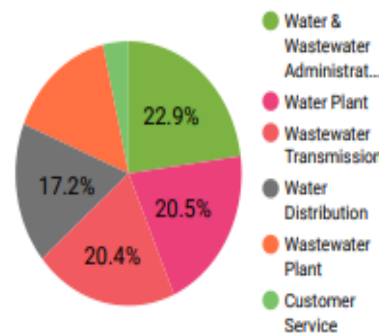
## Solid Waste Enterprise Fund Expenditures

Total Expenditures  
1,914,026



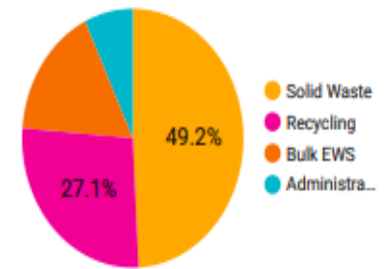
## Water & Sewer Utility Fund Expenditures

Total Expenditures  
5,968,346



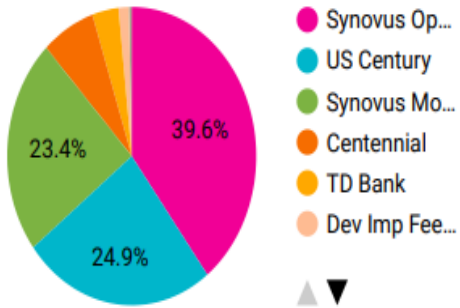
## Solid Waste Enterprise Fund Revenue

Ending\_Balance  
2,388,653

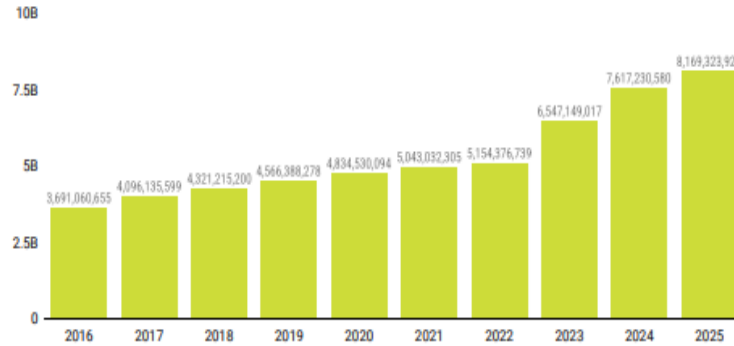


TOTAL CASH:

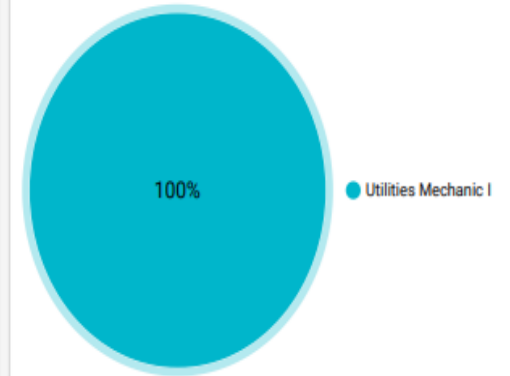
44,855,196.29



### Assessed and Estimated Actual Value of Taxable Property

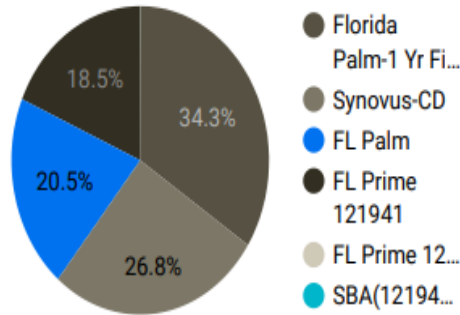


### Water & Sewer: 450 Vacant Positions

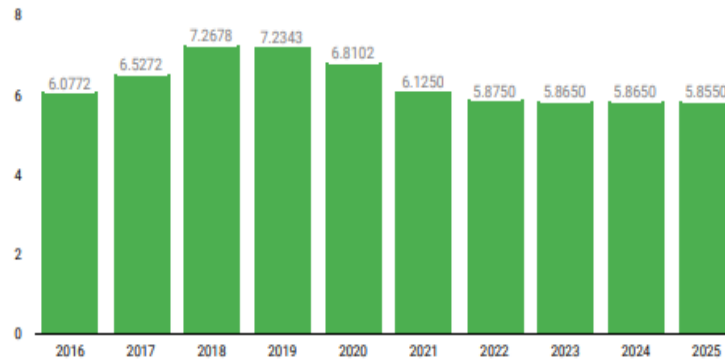


TOTAL INVESTMENTS:

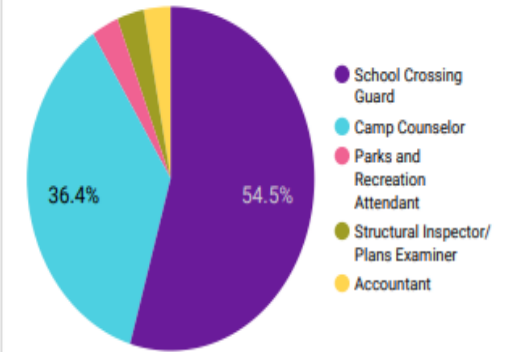
29,970,152.05



### Total City Millage Rate

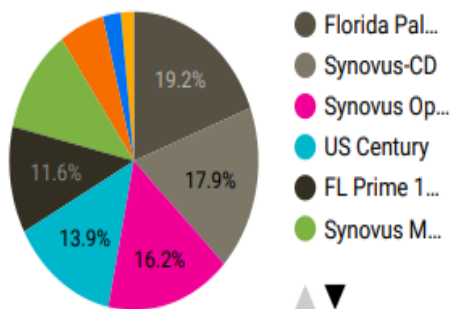


### General Fund: 001 Vacant Positions

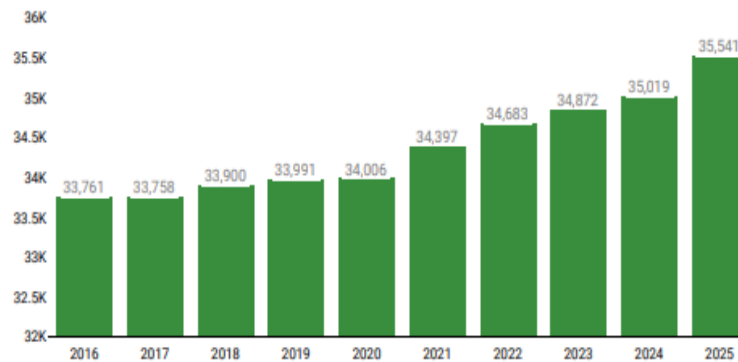


TOTAL INTEREST:

943660

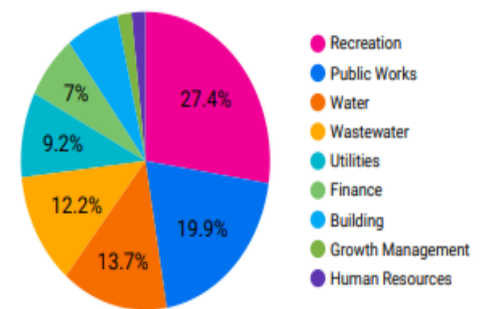


### City of Cooper City Population



Employees by Function (FTE) Total:

130.96



| Check Date                 | Check  | Vendor Name                         | Description                              | Amount     |
|----------------------------|--------|-------------------------------------|--|------------|
| Bank 00001 BANK OF AMERICA |        |                                     |  |            |
| 10/06/2025                 | 211213 | ACCESS FLOORS SYSTEM.COM INC        | REPLACING ACCESS FLOOR PANELS CONTROL RO | 8,593.10 V |
| 10/06/2025                 | 211214 | ADP, INC.                           | ADP PAYROLL & HR MODULES PROCESSING FOR  | 5,621.80   |
| 10/06/2025                 | 211215 | ALLIED UNIVERSAL CORP.              | SODIUM HYPOCHLORITE BULK                 | 7,458.94   |
| 10/06/2025                 | 211216 | AMERICAN FIDELITY ASSURANCE CO      | AF FLEX 09-22-2025                       | 1,006.51   |
| 10/06/2025                 | 211217 | AT&T                                | SERVICE 09/16/2025 - 10/15/2025          | 170.49     |
| 10/06/2025                 | 211218 | AT&T                                | TELEPHONE 09/04/2025 - 10/03/2025        | 903.26     |
| 10/06/2025                 | 211219 | AT&T WIRELESS                       | TELEPHONE 09/20/2025 - 10/19/2025        | 158.48     |
| 10/06/2025                 | 211220 | BAUER, GARY                         | UB refund for account: 15732             | 18.07      |
| 10/06/2025                 | 211221 | BERWIN, INC.                        | TABLES AND CHAIRS REPLACEMENT            | 5,151.99   |
| 10/06/2025                 | 211222 | BILL FISHER                         | SECURITY DEPOSIT REFUND - BILL FISHER    | 100.00     |
| 10/06/2025                 | 211223 | BLACK, QUILLAN                      | UB refund for account: 49229             | 0.14       |
| 10/06/2025                 | 211224 | BROWARD BOLT                        | WASHER, WEDGE BOLT AND DRILL             | 76.96      |
| 10/06/2025                 | 211225 | BROWARD METROPOLITAN                | BMPO LOCAL CONTRIBUTION DUES FY 25-26    | 5,504.16   |
| 10/06/2025                 | 211226 | BS&A SOFTWARE                       | BS&A ONLINE SERVICES ( BUILDING DIVISION | 5,979.00   |
| 10/06/2025                 | 211227 | BURKHARD'S TRACTOR & EQUIPMENT, INC | STH-SLEEVE, STH-DRIVE TUBE ASSEMBLY, STH | 175.94     |
| 10/06/2025                 | 211228 | CADET2FLIGHT INC                    | SECURITY DEPOSIT REFUND                  | 100.00     |
| 10/06/2025                 | 211229 | CARASOFT TECHNOLOGY CORPORATION     | ACCELA AND EPERMITHUB SAAS               | 64,809.46  |
| 10/06/2025                 | 211230 | CHERYL SELWOOD                      | BREAKFAST FOR OPEN ENROLLMENT            | 39.66      |
| 10/06/2025                 | 211231 | CIVICPLUS, LLC                      | FOIA WORKFLOW PLATFORM-STANDARD/ANNUAL : | 12,820.20  |
| 10/06/2025                 | 211232 | CLASSIC CONTROLS INC.               | YOKOGAWA PRESSURE TRANSMITTERS FOR WATER | 8,126.00   |
| 10/06/2025                 | 211233 | COMCAST                             | SERVICES 09/17/2025 - 10/16/2025         | 390.60     |
| 10/06/2025                 | 211234 | COMCAST                             | SERVICE 09/23/2025 - 10/22/2025          | 24.10      |
| 10/06/2025                 | 211235 | COMCAST                             | SERVICES 10/08/2025 - 11/07/2025         | 330.11     |
| 10/06/2025                 | 211236 | COMCAST                             | SERVICES 10/07/2025 - 11/06/2025         | 91.90      |
| 10/06/2025                 | 211237 | COMCAST                             | SERVICES 09/29/2025 - 10/28/2025         | 12.84      |
| 10/06/2025                 | 211238 | CRISTINA MONROE                     | SECURITY DEPOSIT REFUND - CRISTINA MONRO | 250.00     |
| 10/06/2025                 | 211239 | DAVID DI PIETRO AND ASSOCIATES      | MUELLER WATER METER LITIGATION           | 350.00     |
| 10/06/2025                 | 211240 | DELL MARKETING L.P.                 | CITY MANAGER'S LAPTOP                    | 1,660.52   |
| 10/06/2025                 | 211241 | DUARTE, NICOLAS                     | UB refund for account: 52548             | 172.98     |
| 10/06/2025                 | 211242 | EDDIE C. BEECHER                    | PROFESSIONAL SERVICES -RISK MANAGEMENT C | 4,237.50   |
| 10/06/2025                 | 211243 | EDWIN MONTOYA                       | SECURITY DEPOSIT REFUND - EDWIN MONTOYA  | 100.00     |
| 10/06/2025                 | 211244 | EDWIN MONTOYA                       | SECURITY DEPOSIT REFUND - EDWIN MONTOYA  | 50.00      |
| 10/06/2025                 | 211245 | EPSTEIN, RICHARD                    | UB refund for account: 08740             | 11.55      |
| 10/06/2025                 | 211246 | FLORIDA DEPARTMENT OF TRANSPORTATIO | TOLL TRANSACTIONS XJ9551                 | 2.50       |
| 10/06/2025                 | 211247 | FLORIDA POOL FILLS, INC.            | SWIMMING POOL CHEMICALS AT POOL AND TENN | 695.40     |
| 10/06/2025                 | 211248 | FLORIDATOURS.COM                    | ROUND TRIP TO MAI KAI FROM COMMUNITY CEN | 700.00     |
| 10/06/2025                 | 211249 | FPL                                 | SERVICE 07/17/2025 - 08/18/2025          | 23,994.77  |
| 10/06/2025                 | 211250 | FPL                                 | SERVICE 08/19/2025 - 09/18/2025          | 39,791.72  |
| 10/06/2025                 | 211251 | FPL                                 | SERVICE 08/18/2025 - 09/17/2025          | 8,541.84   |
| 10/06/2025                 | 211252 | FPL                                 | SERVICE 08/22/2025 - 09/23/2025          | 6,548.68   |
| 10/06/2025                 | 211253 | FPL                                 | SERVICE 08/22/2025 - 09/23/2025          | 65,332.35  |
| 10/06/2025                 | 211254 | GABRIEL CAMEJO                      | SECURITY DEPOSIT REFUND - GABRIEL CAMEJO | 100.00     |
| 10/06/2025                 | 211255 | GABRIEL CAMEJO                      | SECURITY DEPOSIT REFUND - GABRIEL CAMEJO | 50.00      |
| 10/06/2025                 | 211256 | GABRIEL CAMEJO                      | SECURITY DEPOSIT REFUND - GABRIEL CAMEJO | 50.00      |
| 10/06/2025                 | 211257 | GO PRO PROFESSIONAL TREE CARE INC   | PINE LAKE PARK LIVE OAK TREE TRIMMING    | 1,200.00   |
| 10/06/2025                 | 211258 | GREEN DREAMS PARADISE CORP          | DELIVERY & INSTLLATION OF MULCH @ TOT LO | 4,300.00   |
| 10/06/2025                 | 211259 | HEMER HUNTER EQUIPMENT SERVICE, LLC | EQUIPMENT REPAIR                         | 1,970.45   |
| 10/06/2025                 | 211260 | ILLINOIS TOOL WORKS (ITW)           | CLAMP AND SIGHT GLASS                    | 148.90     |
| 10/06/2025                 | 211261 | KEMIRA WATER SOLUTIONS, INC.        | LIQUID FERROUS AND FERRIC SULFATE BLEND  | 7,080.45   |
| 10/06/2025                 | 211262 | KOZIOL, LARRY                       | UB refund for account: 03814             | 39.43      |
| 10/06/2025                 | 211263 | LANDSCAPE SERVICE PROFESSIONALS INC | CITYWIDE LANDSCAPE SERVICES - GROUP B -  | 25,401.00  |
| 10/06/2025                 | 211264 | LISA MALLOZZI                       | SUPPLIES-UNIFORMS ALLOWANCE              | 195.6425   |
| 10/06/2025                 | 211265 | LOPEZ, JAREL T & MICHELLE           | UB refund for account: 54238             | 1,100.00   |

| Check Date | Check  | Vendor Name                         | Description                              | Amount    |
|------------|--------|-------------------------------------|--|-----------|
| 10/06/2025 | 211266 | MIAMI TIRESOLES                     | FIELD TRAX                               | 1,741.70  |
| 10/06/2025 | 211267 | MOMAR, INC                          | LIQUID BLOSSOM 20X ODOR CONTROL          | 13,134.00 |
| 10/06/2025 | 211268 | MUELLER SYSTEMS, LLC                | FIVE MONTHS FEES 2025 - MIHOST/MI.HUB/MI | 2,700.17  |
| 10/06/2025 | 211269 | NATIONAL CENTER FOR SAFETY INITIATI | BACKGROUND CHECK - CASTRO, RAMIREZ, MASS | 115.50    |
| 10/06/2025 | 211270 | OCCUPATIONAL HEALTH CTRS OF SW P.A. | RAPID E-CUP - LASSACK, DANIEL            | 45.00     |
| 10/06/2025 | 211271 | OFFICE DEPOT                        | ROLLING CART, PAPER, TAPE                | 787.24    |
| 10/06/2025 | 211272 | ON THE SPOT SOLUTIONS LLC           | ONCE A MONTH DEEP CLEANING OF POOL & TEN | 250.00    |
| 10/06/2025 | 211273 | POLYDYNE, INC.                      | CLARIFLOC SE-1385C POLYMER 2300 LB TOTE  | 4,522.95  |
| 10/06/2025 | 211274 | POWER-TEL UTILITY PRODUCTS, INC.    | SAMSUNG GALAXY TAB                       | 1,062.50  |
| 10/06/2025 | 211275 | QUADIENT LEASING USA, INC           | POSTAGE METER MACHINE LEASE              | 204.45    |
| 10/06/2025 | 211276 | RACHEL SHAW                         | SECURITY DEPOSIT REFUND - RACHEL SHAW    | 50.00     |
| 10/06/2025 | 211277 | RAFAEL HUAYAS                       | SECURITY DEPOSIT REFUND - RAFAEL HUAYAS  | 50.00     |
| 10/06/2025 | 211278 | RICE PUMP & MOTOR REPAIR, INC.      | 3HP 56J AOS POOL/SPKL MOTOR              | 679.00    |
| 10/06/2025 | 211279 | RINGCENTRAL, INC.                   | SUBSCRIPTION - SEPTEMBER 2025            | 2,265.99  |
| 10/06/2025 | 211280 | RITZ SAFETY EQUIPMENT INC.          | LIGHTWEIGHT POP-UP TENT, UMBRELLA STAND  | 1,949.29  |
| 10/06/2025 | 211281 | ROBERT SAIZ                         | SECURITY DEPOSIT REFUND - ROBERT SAIZ    | 50.00     |
| 10/06/2025 | 211282 | ROGERS, LOREAL                      | UB refund for account: 50244             | 26.90     |
| 10/06/2025 | 211283 | ROSENBERG, GREGORY R                | UB refund for account: 55164             | 96.01     |
| 10/06/2025 | 211284 | RUBINA SULTANA                      | SECURITY DEPOSIT REFUND - RUBINA SULTANA | 50.00     |
| 10/06/2025 | 211285 | RUBINA SULTANA                      | SECURITY DEPOSIT REFUND - RUBINA SULTANA | 50.00     |
| 10/06/2025 | 211286 | RUBINA SULTANA                      | SECURITY DEPOSIT REFUND - RUBINA SULTANA | 50.00     |
| 10/06/2025 | 211287 | SHIRTS N THINGS                     | CITY POLOS                               | 78.00     |
| 10/06/2025 | 211288 | SK FLORIDA HOMES LLC                | UB refund for account: 54704             | 15.98     |
| 10/06/2025 | 211289 | STAR CLEANING USA, INC.             | MONTHLY STREET SWEEPING FY25             | 910.11    |
| 10/06/2025 | 211290 | STEPHEN OTTAPPALLIL                 | SECURITY DEPOSIT REFUND - STEPHEN OTTAPP | 250.00    |
| 10/06/2025 | 211291 | SUNSHINE STATE ONE CALL OF FL INC.  | MONTHLY ASSESSMENT BILLING FY2024-2025   | 156.37    |
| 10/06/2025 | 211292 | TEXAS UNDERGROUND INC               | NOZZLE FOR XVAC                          | 1,097.05  |
| 10/06/2025 | 211293 | THE SHERWIN-WILLIAMS CO.            | PRO PARK WB YELLOW - STREET MARKING      | 578.01    |
| 10/06/2025 | 211294 | TOSHIBA FINANCIAL SERVICES          | TOSIBA COPIER POOL & TENNIS 09/10/25 - 1 | 1,610.33  |
| 10/06/2025 | 211295 | TROPHIES BY EDCO INC                | SCHOLAR MEDALS                           | 679.00    |
| 10/06/2025 | 211296 | TROPICAL FENCE & DESIGN, LLC        | INSTALL NEW PVC FENCE AROUND LS # 21     | 8,500.00  |
| 10/06/2025 | 211297 | VERIZON CONNECT FLEET USA LLC       | VEHICLE TRACKING YR-LONG SUBSCRIPTION -  | 2,164.46  |
| 10/06/2025 | 211298 | VERIZON WIRELESS                    | DATA PLANS ON TABLETS & HOTSPOTS         | 3,922.97  |
| 10/06/2025 | 211299 | WINZER FRANCHISE COMPANY            | RX100 INSTANT ADHESIVE, AIR FRSHNR, TIRE | 75.52     |
| 10/17/2025 | 211300 | 84 LUMBER COMPANY                   | BLSC SOFTBALL DUGOUT BENCHES WOOD        | 4,851.00  |
| 10/17/2025 | 211301 | AFLAC                               | AFLAC OCTOBER 2025                       | 17.31     |
| 10/17/2025 | 211302 | ALEXANDER, MAUREEN                  | UB refund for account: 41019             | 164.66    |
| 10/17/2025 | 211303 | ALISON VEGA                         | PROGRAM CANCELLATION - ALLISON VEGA      | 969.00 V  |
| 10/17/2025 | 211304 | ALL AMERICAN PEST CONTROL OF FLORID | MONTHLY PEST CONTROL OCT 24 - SEPT 25    | 265.00    |
| 10/17/2025 | 211305 | ANGEL PETTI ROSENBERG, P. A.        | SPECIAL MAGISTRATE CODE & BUILDING MEETI | 350.00    |
| 10/17/2025 | 211306 | ANGEL PETTI ROSENBERG, P. A.        | SPECIAL MAGISTRATE HEARING               | 350.00    |
| 10/17/2025 | 211307 | AT&T                                | SERVICE 10/04/2025 - 11/03/2025          | 588.50    |
| 10/17/2025 | 211308 | AUDIA RILEY                         | SECURITY DEPOSIT REFUND - AUDIA RILEY    | 250.00    |
| 10/17/2025 | 211309 | BIFANI, CATHY                       | UB refund for account: 08813             | 45.85     |
| 10/17/2025 | 211310 | BROWARD COUNTY RECORDS              | SEPTEMBER RECORDINGS                     | 441.00    |
| 10/17/2025 | 211311 | BSN SPORTS                          | RAWLINGS BASES                           | 15,980.00 |
| 10/17/2025 | 211312 | BUDGET RESTAURANT SUPPLY INC        | UB refund for account: 29490             | 154.73    |
| 10/17/2025 | 211313 | C'EST CLAIR HOLISTIC THERAPY LLC    | UB refund for account: 49979             | 95.31     |
| 10/17/2025 | 211314 | C.C. CONTROL CORPORATION            | PINE ISLAND REPUMP STATION SCADA UPGRADE | 14,300.00 |
| 10/17/2025 | 211315 | CH2M HILL, INC.                     | ANNUAL SCADA MAINTENANCE-2025            | 2,694.26  |
| 10/17/2025 | 211316 | COMCAST                             | SERVICES 10/17/2025 - 11/16/2025         | 186.85    |
| 10/17/2025 | 211317 | COMCAST                             | SERVICES 10/17/2025 - 11/16/2025         | 189.85    |
| 10/17/2025 | 211318 | COOPER CITY CRIME PREVENTION        | DISBURSE BUDGET TO CRIME PREVENTION FUND | 20,000.00 |
| 10/17/2025 | 211319 | DELL MARKETING L.P.                 | LAPTOPS FOR PARKS & REC                  | 5,004.80  |
| 10/17/2025 | 211320 | EDDIE C. BEECHER                    | PROFESSIONAL SERVICES -RISK MANAGEMENT C | 1,800.00  |

| Check Date | Check  | Vendor Name                         | Description                              | Amount     |
|------------|--------|-------------------------------------|--|------------|
| 10/17/2025 | 211321 | EDWIN MONTOYA                       | SECURITY DEPOSIT REFUND - EDWIN MONTOYA  | 50.00      |
| 10/17/2025 | 211322 | ENGINEERED SERVICES, INC.           | FLEET ALARM MONITORING OCTOBER - DECEMB  | 120.12     |
| 10/17/2025 | 211323 | EVERGLADES EQUIPMENT GROUP          | GG 920HDE W/ SPRING TINE RAKE & BRUSH    | 5,806.50   |
| 10/17/2025 | 211324 | EVERYTHING BRANDED USA INC          | BUSINESS EVENT - BRANDED PROMO           | 2,460.00   |
| 10/17/2025 | 211325 | EXPERT TECH SERVICE INC             | UB refund for account: 54814             | 1,103.79   |
| 10/17/2025 | 211326 | FERGUSON ENTERPRISES, LLC           | COUP AND GATE VLV                        | 6,316.15   |
| 10/17/2025 | 211327 | FLORIDA MUNICIPAL INSURANCE TRUST   | FIRST INSTALLMENT 25/26                  | 307,895.50 |
| 10/17/2025 | 211328 | FPL                                 | SERVICE 08/22/2025 - 09/23/2025          | 955.47     |
| 10/17/2025 | 211329 | FRIEDA MELTZER                      | PAID SAME INVOICE TWICE                  | 70.00      |
| 10/17/2025 | 211330 | FUN EXPRESS                         | CANDY FOR BOOPER CITY EVENT              | 673.88     |
| 10/17/2025 | 211331 | GABRIEL CAMEJO                      | SECURITY DEPOSIT REFUND - GABRIEL CAMEJ  | 50.00      |
| 10/17/2025 | 211332 | GABRIEL CAMEJO                      | SECURITY DEPOSIT REFUND - GABRIEL CAMEJO | 50.00      |
| 10/17/2025 | 211333 | GOMEZ & SON FENCE CORP.             | GATE POST                                | 120.00     |
| 10/17/2025 | 211334 | GRANT SKOLNICK                      | COINSURANCE WAS OVERPAID                 | 147.54     |
| 10/17/2025 | 211335 | HAVILAND-LOPEZ, CHERYL              | UB refund for account: 41003             | 117.41     |
| 10/17/2025 | 211336 | HERRERA, JESUS                      | UB refund for account: 41136             | 119.34     |
| 10/17/2025 | 211337 | HIGUAIN, FEDERICO                   | UB refund for account: 50289             | 40.64      |
| 10/17/2025 | 211338 | HOME DEPOT                          | RENOWN PREMIUM SINGLE ROLL BATH TIS      | 2,667.60   |
| 10/17/2025 | 211339 | HOROVITZ, ANDREI                    | UB refund for account: 41122             | 100.00     |
| 10/17/2025 | 211340 | HUMANA INSURANCE CO                 | DENTAL & VISION SEPTEMBER 2025           | 10,704.20  |
| 10/17/2025 | 211341 | HYDROCORP, LLC                      | BACKFLOW PREVENTION PROGRAM MANAGEMENT   | 985.00     |
| 10/17/2025 | 211342 | INFOSEND, INC.                      | PRINTING AND POSTAGE - SEPTEMBER 2025    | 4,546.30   |
| 10/17/2025 | 211343 | JAIN, ANKUR                         | UB refund for account: 46400             | 27.63      |
| 10/17/2025 | 211344 | JENA MCCLURE                        | CIVIC SCHOLAR PROGRAM PRINT ORDER        | 289.46     |
| 10/17/2025 | 211345 | JILL ANKNEY                         | CYCLONES SWIM PROGRAM                    | 3,004.75   |
| 10/17/2025 | 211346 | KASHMIRA BHADHA                     | SECURITY DEPOSIT REFUND - KASHMIRA BHADH | 250.00     |
| 10/17/2025 | 211347 | LANDRIAN, RICARDO                   | UB refund for account: 54087             | 985.20     |
| 10/17/2025 | 211348 | LIFE INSURANCE COMPANY OF NORTH AME | LIFE & DISABILITY SEPTEMBER 2025         | 3,715.91   |
| 10/17/2025 | 211349 | LOWRY, ANNA                         | UB refund for account: 55088             | 100.00     |
| 10/17/2025 | 211350 | MAN PARLOR BARBERSHOP, LLC          | UB refund for account: 47569             | 20.27      |
| 10/17/2025 | 211351 | MASSACHUSETTS MUTUAL LIFE           | FARRELL LIFE OCTOBER 2025                | 29.12      |
| 10/17/2025 | 211352 | MATTAMY PALM BEACH LLC              | UB refund for account: 54743             | 78.22      |
| 10/17/2025 | 211353 | MCGEE, IRIS                         | UB refund for account: 46770             | 81.99      |
| 10/17/2025 | 211354 | MFLP PINE LAKES LLC                 | UB refund for account: 54744             | 38.33      |
| 10/17/2025 | 211355 | NALCO COMPANY, LLC.                 | PERMACLEAN PC-77 MEMBRANE CLEANER - DEBI | 9,987.14   |
| 10/17/2025 | 211356 | O'REILLY AUTOMOTIVE STORES, INC     | 2" DISC KIT, LED SWITCH, BREAKAWAY SW S  | 190.58     |
| 10/17/2025 | 211357 | OBREGON, JILMER J                   | UB refund for account: 53712             | 40.94      |
| 10/17/2025 | 211358 | OCCUPATIONAL HEALTH CTRS OF SW P.A. | RAPID E-CUP - FLEURANVIL, ESTIN          | 117.00     |
| 10/17/2025 | 211359 | OFFICE DEPOT                        | POSTERBOARD                              | 111.57     |
| 10/17/2025 | 211360 | ON THE SPOT SOLUTIONS LLC           | ONCE A MONTH DEEP CLEANING INCLUDING TOP | 550.00     |
| 10/17/2025 | 211361 | PINES FORD LINCOLN MERCURY          | ANTI-FREEZE                              | 39.90      |
| 10/17/2025 | 211362 | PROJECT PERCH                       | RELOCATE OWL BURROW AT SFSC              | 1,000.00   |
| 10/17/2025 | 211363 | RAFAEL HUAYAS                       | SECURITY DEPOSIT REFUND - RAFAEL HUAYAS  | 50.00      |
| 10/17/2025 | 211364 | RAFAEL HUAYAS                       | SECURITY DEPOSIT REFUND - RAFAEL HUAYAS  | 50.00      |
| 10/17/2025 | 211365 | RAFEEK MOHAMMED                     | SECURITY DEPOSIT REFUND - RAFEEK MOHAMME | 250.00     |
| 10/17/2025 | 211366 | RASIER, MOSHE                       | UB refund for account: 54050             | 100.00     |
| 10/17/2025 | 211367 | RECHTIEN INTERNATIONAL TRUCKS       | GLASS, DROP WINDOW, DOOR # 3429          | 122.75     |
| 10/17/2025 | 211368 | REXEL, INC.                         | QUA CVR BD HD (2), QUA FDOT BOX (2)      | 2,582.33   |
| 10/17/2025 | 211369 | RUBINA SULTANA                      | SECURITY DEPOSIT REFUND - RUBINA SULTANA | 50.00      |
| 10/17/2025 | 211370 | RUBINA SULTANA                      | SECURITY DEPOSIT REFUND - RUBINA SULTANA | 50.00      |
| 10/17/2025 | 211371 | SALIN KIIM                          | SECURITY DEPOSIT REFUND - SALIN KIIM     | 50.00      |
| 10/17/2025 | 211372 | SHECTER, BRAD                       | UB refund for account: 51254             | 121.13     |
| 10/17/2025 | 211373 | SHRIEVE CHEMICAL COMPANY LLC        | SULPHURIC ACID 93%                       | 12,605.16  |
| 10/17/2025 | 211374 | SHRIEVE CHEMICAL COMPANY LLC        | SULPHURIC ACID 93%                       | 6,441.89   |
| 10/17/2025 | 211375 | SICILIAN OVEN                       | STAFF HALLOWEEN LUNCHEON 2025            | 2,347.88   |

| Check Date | Check  | Vendor Name                         | Description                              | Amount    |
|------------|--------|-------------------------------------|--|-----------|
| 10/17/2025 | 211376 | STEFANIE SICRE                      | SECURITY DEPOSIT REFUND - STEFANIE SICRE | 250.00    |
| 10/17/2025 | 211377 | SUN-SENTINEL                        | SEPTEMBER 2025 ADVERTISING               | 1,579.00  |
| 10/17/2025 | 211378 | SUNBELT RENTALS                     | 52" DOUBLE DRUM RIDE-ON ROLLER           | 2,113.00  |
| 10/17/2025 | 211379 | SUNSHINE STATE ONE CALL OF FL INC.  | MONTHLY ASSESSMENT BILLING FY2025-2026   | 156.37    |
| 10/17/2025 | 211380 | TEDRA ALLEN                         | FALL ACADEMY - FCPC CERTIFICATION        | 576.00    |
| 10/17/2025 | 211381 | THE CORRADINO GROUP, INC.           | COOPER COLONY GOLF COURSE REDEVELOPMENT  | 900.00    |
| 10/17/2025 | 211382 | THE PARTS HOUSE                     | LED BEACON VEH #9399                     | 371.03    |
| 10/17/2025 | 211383 | TROPHIES BY EDCO INC                | SILVER FRAMED NAME BADGE                 | 30.52     |
| 10/17/2025 | 211384 | TROPICAL APIARIES, INC.             | BEE HIVE REMOVAL AT 11600 STONEBRIDGE PK | 150.00    |
| 10/17/2025 | 211385 | ULINE                               | NITRILE GLOVES                           | 720.61    |
| 10/17/2025 | 211386 | UNITED HEALTHCARE                   | MED SUPP OCTOBER 2025                    | 5,293.87  |
| 10/17/2025 | 211387 | VERMONT SYSTEMS, INC.               | TRAINING                                 | 1,050.00  |
| 10/17/2025 | 211388 | WATERFALL POOLS INC                 | POOL BOND REFUND - WATERFALL POOLS INC   | 1,000.00  |
| 10/17/2025 | 211389 | WHEELABRATOR SOUTH BROWARD INC.     | MONTHLY HOUSEHOLD HAZARDOUS WASTE EVEN   | 6,615.00  |
| 10/17/2025 | 211390 | WINZER FRANCHISE COMPANY            | DISC AND WIPER BLADE                     | 1,373.37  |
| 10/17/2025 | 211391 | WITT O BRIENS LLC                   | ARPA   PROFESSIONAL SERVICES - FEDERAL A | 10,062.50 |
| 10/17/2025 | 211392 | WM RECYCLE AMERICA, LLC             | NET BALANCE DUE FOR RECYCLING - SEPTEMBE | 18,825.65 |
| 10/31/2025 | 211393 | 24 HOURS, INC                       | JANITORIAL SERVICES - PW - CITY HALL - P | 3,053.00  |
| 10/31/2025 | 211394 | ABI ATTACHMENTS INC                 | 340 GAL. (COMPACT) MULTI-USE WATER TRAIL | 8,263.34  |
| 10/31/2025 | 211395 | ACCESS FLOORS SYSTEM.COM INC        | REPLACING ACCESS FLOOR PANELS CONTROL RO | 8,593.10  |
| 10/31/2025 | 211396 | AFLAC                               | AFLAC OCTOBER 2025                       | 17.31     |
| 10/31/2025 | 211397 | ALEXIS DAGER                        | XYLEM SENSUS CONFERENCE                  | 109.50    |
| 10/31/2025 | 211398 | AMERICAN FIDELITY ASSURANCE         | AF PRODUCT SEPTEMBER 2025                | 6,431.70  |
| 10/31/2025 | 211399 | AMERICAN FIDELITY ASSURANCE CO      | AF FLEX 10-07-2025                       | 2,360.32  |
| 10/31/2025 | 211400 | AT&T                                | 831-001-2341-559 TELEPHONE 09/01/2025 -  | 1,436.12  |
| 10/31/2025 | 211401 | AT&T                                | SERVICE 10/01/2025 - 10/31/2025          | 340.98    |
| 10/31/2025 | 211402 | AT&T                                | TELEPHONE 10/04/2025 - 11/03/2025        | 888.26    |
| 10/31/2025 | 211403 | BISCAYNE 135 LTD                    | UB refund for account: 54290             | 58.38     |
| 10/31/2025 | 211404 | BRADY PLUS                          | RESTROOM DISPENSERS (TP, SOAP, PAPER TOW | 5,244.38  |
| 10/31/2025 | 211405 | BROWARD COUNTY SHERIFF'S OFFICE     | COSTS INCURRED FOR ENHANCED SERVICES FOR | 16,228.30 |
| 10/31/2025 | 211406 | BSN SPORTS                          | TOOL                                     | 3,740.00  |
| 10/31/2025 | 211407 | BUZZI, ELIZABETH                    | UB refund for account: 53224             | 132.48    |
| 10/31/2025 | 211408 | CHARLES, PIERRE                     | UB refund for account: 41981             | 177.56    |
| 10/31/2025 | 211409 | CITY ELECTRIC SUPPLY COMPANY        | BATTERY                                  | 2,694.00  |
| 10/31/2025 | 211410 | COMCAST                             | SERVICES 10/09/2025 - 11/08/2025         | 58.46     |
| 10/31/2025 | 211411 | COMCAST                             | SERVICES 10/17/2025 - 11/16/2025         | 375.60    |
| 10/31/2025 | 211412 | DOBBS EQUIPMENT                     | PIN AND IN BOUND FREIGHT                 | 158.57    |
| 10/31/2025 | 211413 | DURO-LAST, INC.                     | PATCH KIT AND TECH REP                   | 350.00    |
| 10/31/2025 | 211414 | EHEMENDIA, IDALBERTO                | UB refund for account: 40984             | 663.83    |
| 10/31/2025 | 211415 | EDDIE C. BEECHER                    | PROFESSIONAL SERVICES -RISK MANAGEMENT C | 1,762.50  |
| 10/31/2025 | 211416 | EDWIN MONTOYA                       | SECURITY DEPOSIT REFUND - EDWIN MONTOYA  | 100.00    |
| 10/31/2025 | 211417 | EGGEN, MAEVA & MATTHEW              | UB refund for account: 53505             | 103.54    |
| 10/31/2025 | 211418 | FANTASY THEATRE FACTORY, INC        | WALKERS AND COSTUMED COORDINATOR         | 2,500.00  |
| 10/31/2025 | 211419 | FAST-DRY COURTS, INC.               | SHFCCSC BASKETBALL HOOP ASSEMBLY & INSTA | 8,950.00  |
| 10/31/2025 | 211420 | FLORIDA DEPARTMENT OF TRANSPORTATIO | TOLL TRANSACTIONS XK5496                 | 4.61      |
| 10/31/2025 | 211421 | FLORIDA POOL FILLS, INC.            | SWIMMING POOL CHEMICALS AT POOL AND TENN | 530.70    |
| 10/31/2025 | 211422 | FLORIDA UNEMPLOYMENT COMPENSATION F | UNEMPLOYMENT TAX                         | 1,266.97  |
| 10/31/2025 | 211423 | FPL                                 | ELECTRICITY                              | 10,517.49 |
| 10/31/2025 | 211424 | FPL                                 | SERVICE 09/19/2025 - 10/21/2025          | 45,090.66 |
| 10/31/2025 | 211425 | FPL                                 | SERVICE 09/17/2025 - 10/17/2025          | 171.67    |
| 10/31/2025 | 211426 | FRANCO, THOMAS                      | UB refund for account: 17194             | 35.09     |
| 10/31/2025 | 211427 | GLOBALTECH, INC.                    | ARPA   EFFLUENT PUMP # 3 REPLACEMENT     | 73,643.41 |
| 10/31/2025 | 211428 | GOMEZ & SON FENCE CORP.             | CHAIN LINK AND POST                      | 3,672.00  |
| 10/31/2025 | 211429 | GOODI-LAND ENTERPRISES, INC         | '25 HALLOWEEN COSTUME CONTEST            | 1,560.00  |
| 10/31/2025 | 211430 | HUMANA INSURANCE CO                 | DENTAL & VISION OCTOBER 2025             | 10,481.50 |

| Check Date | Check  | Vendor Name                         | Description                              | Amount     |
|------------|--------|-------------------------------------|--|------------|
| 10/31/2025 | 211431 | INSURANCE & FINANCIAL PLANNERS LLC  | CONSULTATION SERVICES                    | 400.00     |
| 10/31/2025 | 211432 | KEVIN WILLIAMS                      | SECURITY DEPOSIT REFUND - KEVIN WILLIAMS | 100.00     |
| 10/31/2025 | 211433 | KFIR, DROR                          | UB refund for account: 53568             | 122.30     |
| 10/31/2025 | 211434 | LIFE INSURANCE COMPANY OF NORTH AME | LIFE & DISABILITY OCTOBER 2025           | 4,030.49   |
| 10/31/2025 | 211435 | MASCH, DOROTHEA                     | UB refund for account: 26853             | 11.80      |
| 10/31/2025 | 211436 | MASSACHUSETTS MUTUAL LIFE           | FARRELL LIFE SEPTEMBER 2025              | 29.12      |
| 10/31/2025 | 211437 | MATHESON TRI-GAS INC.               | CYLINDER RENTAL                          | 734.79     |
| 10/31/2025 | 211438 | MFLP PINE LAKES, LLC                | UB refund for account: 54460             | 46.36      |
| 10/31/2025 | 211439 | O'REILLY AUTOMOTIVE STORES, INC     | TRI-PWR BELT                             | 81.23      |
| 10/31/2025 | 211440 | OCCUPATIONAL HEALTH CTRS OF SW P.A. | RAPID E-CUP - WILLIAMS, ROBERT           | 90.00      |
| 10/31/2025 | 211441 | OSBORNE, SHAYNE W                   | UB refund for account: 53406             | 102.40     |
| 10/31/2025 | 211442 | PABLO CURET                         | SECURITY DEPOSIT REFUND - PABLO CURET    | 50.00      |
| 10/31/2025 | 211443 | PINES FORD LINCOLN MERCURY          | PART INTERCHANGE                         | 762.31     |
| 10/31/2025 | 211444 | PREFERRED IDENTITY PLAN, INC        | ID WORKS SEPTEMBER 2025                  | 277.00     |
| 10/31/2025 | 211445 | PREMIER BOUNCE N SLIDE PARTY RENTAL | ZAP A MOLE, HI STRIKER, ETC.             | 3,465.00   |
| 10/31/2025 | 211446 | RACHEL SHAW                         | SECURITY DEPOSIT REFUND - RACHEL SHAW    | 50.00      |
| 10/31/2025 | 211447 | RAFAEL HUAYAS                       | SECURITY DEPOSIT REFUND - RAFAEL HUAYAS  | 50.00      |
| 10/31/2025 | 211448 | RAY E. WILLIAMS, INC.               | POWER FOR NEW INSTALLATION               | 9,388.00   |
| 10/31/2025 | 211449 | RAYMOND NOEL                        | BAND FOR HALLOWEEN                       | 2,000.00   |
| 10/31/2025 | 211450 | RECHTIEN INTERNATIONAL TRUCKS       | SENSOR # 9385                            | 170.07     |
| 10/31/2025 | 211451 | RINGCENTRAL, INC.                   | SUBSCRIPTION - OCTOBER 2025              | 2,611.66   |
| 10/31/2025 | 211452 | RUBINA SULTANA                      | SECURITY DEPOSIT REFUND - RUBINA SULTANA | 50.00      |
| 10/31/2025 | 211453 | SAMUEL GREG LOMBARDO                | XYLEM REACH CONFERENCE                   | 109.50     |
| 10/31/2025 | 211454 | SHIHADA, YOUSEF                     | UB refund for account: 46465             | 41.06      |
| 10/31/2025 | 211455 | SIEGEL, KAREN                       | UB refund for account: 02255             | 979.30     |
| 10/31/2025 | 211456 | SITEONE LANDSCAPE SUPPLY HOLDING LL | CORE EXPANSION MODULE                    | 4,043.53   |
| 10/31/2025 | 211457 | STAR CLEANING USA, INC.             | MONTHLY STREET SWEEPING- PARKING LOT SWE | 2,350.11   |
| 10/31/2025 | 211458 | SUNSHINE STATE ONE CALL OF FL INC.  | MONTHLY ASSESSMENT BILLING - SEPTEMBER 2 | 67.21      |
| 10/31/2025 | 211459 | SUPERIOR LANDSCAPING& LAWN SVC INC. | CITYWIDE LANDSCAPE SERVICES - GROUP A -  | 25,853.30  |
| 10/31/2025 | 211460 | TARASKA, MICHELLE                   | UB refund for account: 45015             | 45.80      |
| 10/31/2025 | 211461 | TERRACON CONSULTANTS, INC           | MOLD TESTING AT FIRE STATION             | 3,073.40   |
| 10/31/2025 | 211462 | TEXAS LIFE INSURANCE COMPANY        | OCTOBER 2025                             | 860.76     |
| 10/31/2025 | 211463 | THE LEGAL PLAN, INC                 | LEGAL SEPTEMBER 2025                     | 487.95     |
| 10/31/2025 | 211464 | TOSHIBA FINANCIAL SERVICES          | TOSHIBA COPIER COMMUNITY CENTER 10/10/20 | 900.74     |
| 10/31/2025 | 211465 | TRANE U.S. INC                      | DRIER AND THERMOSTAT                     | 1,488.67   |
| 10/31/2025 | 211466 | ULINE                               | HUCK TOWELS                              | 1,523.40   |
| 10/31/2025 | 211467 | UNITED HEALTHCARE                   | MED SUPP OCTOBER 2025                    | 1,588.80   |
| 10/31/2025 | 211468 | UTILITY COMPLIANCE CONSULTANT       | SIGN BRACKET                             | 1,560.94   |
| 10/31/2025 | 211469 | VIZOR WIRELESS                      | DATA PLANS ON TABLETS & HOTSPOTS         | 2,017.26   |
| 10/31/2025 | 211470 | VICTORES MACHINE SHOP               | REPAIR # 343                             | 845.00     |
| 10/31/2025 | 211471 | VITIELLO, CATHERINE                 | UB refund for account: 47180             | 67.68      |
| 10/31/2025 | 211472 | W. W. GRAINGER, INC                 | FH HOOK-UPS FOR WASHDOWNS, ETC.          | 130.63     |
| 10/31/2025 | 211473 | WESCO TURF INC.                     | BELT-V (2)                               | 373.23     |
| 10/31/2025 | 211474 | WINZER FRANCHISE COMPANY            | TUBE, WASHER, ETC.                       | 128.43     |
| 10/31/2025 | 211475 | WOMEN'S CLUB                        | SECURITY DEPOSIT REFUND - WOMENS CLUB    | 200.00     |
| 10/31/2025 | 211476 | WORRELL, RON LEE CHARLES            | UB refund for account: 52611             | 82.77      |
| 10/31/2025 | 211477 | WRK LAB, INC.                       | UTILITIES OFFICE INTERIOR BUILD-OUT SPAC | 28,564.69  |
| 11/14/2025 | 211478 | ACOSTA, SANDRA                      | UB refund for account: 54361             | 49.02      |
| 11/14/2025 | 211479 | ADP SCREENING AND SELECTION SERVICE | BACKGROUND CHECK - FLEURANBVIL AND NIXON | 74.50      |
| 11/14/2025 | 211480 | AFLAC                               | AFLAC NOVEMBER 2025                      | 34.62      |
| 11/14/2025 | 211481 | ALL AMERICAN PEST CONTROL OF FLORID | MONTHLY PEST CONTROL OCT 25- SEPT 26     | 265.00     |
| 11/14/2025 | 211482 | ALTEC INDUSTRIES INC.               | PURCHASE OF NEW BUCKET TRUCK MODEL# LR8- | 238,880.00 |
| 11/14/2025 | 211483 | AMERICAN FIDELITY ASSURANCE         | AF PRODUCT OCTOBER 2025                  | 8,486.47   |
| 11/14/2025 | 211484 | AMERICAN WATER CHEMICALS INC.       | MEGAFLUX FE                              | 15,900.00  |
| 11/14/2025 | 211485 | AT&T                                | SERVICE 11/01/2025 - 11/30/2025          | 544.99     |

| Check Date | Check  | Vendor Name                         | Description                              | Amount     |
|------------|--------|-------------------------------------|--|------------|
| 11/14/2025 | 211486 | AT&T WIRELESS                       | TELEPHONE 10/20/2025 - 11/19/2025        | 158.48     |
| 11/14/2025 | 211487 | BLUE CROSS & BLUE SHIELD OF FLORIDA | GEORGE MILORDIS                          | 1,903.46 V |
| 11/14/2025 | 211488 | BONAWITZ, PAULA                     | UB refund for account: 06004             | 6.91       |
| 11/14/2025 | 211489 | BRENNTAG MID-SOUTH, INC.            | ANHYDROUS AMMONIA                        | 1,084.50   |
| 11/14/2025 | 211490 | BROWARD COUNTY MUNICIPAL CLERKS'    | TEDRA ALLEN & JENNA MONTOYA CITY CLERK M | 200.00     |
| 11/14/2025 | 211491 | BROWARD COUNTY RECORDS              | OCTOBER RECORDINGS                       | 10.00      |
| 11/14/2025 | 211492 | BROWARD COUNTY TAX COLLECTOR        | AD VALOREM TAXES                         | 9,427.29   |
| 11/14/2025 | 211493 | BROWARD LEAGUE OF CITIES            | 2025 - 2026 MUNICIPAL DUES               | 2,606.00   |
| 11/14/2025 | 211494 | BSN SPORTS                          | CCO FUA - YOUTH SPORTS EQUIPMENT         | 10,870.00  |
| 11/14/2025 | 211495 | CARAHSOFT TECHNOLOGY CORPORATION    | OPENGOV PROCUREMENT YEAR 2               | 21,222.00  |
| 11/14/2025 | 211496 | CARLINE SANZ                        | SECURITY DEPOSIT REFUND - CARLINE SANZ   | 250.00     |
| 11/14/2025 | 211497 | COMCAST                             | SERVICES 11/08/2025 - 12/07/2025         | 315.11     |
| 11/14/2025 | 211498 | COMCAST                             | SERVICE 10/23/2025 - 11/22/2025          | 24.10      |
| 11/14/2025 | 211499 | COMCAST                             | SERVICES 11/17/2025 - 12/16/2025         | 189.85     |
| 11/14/2025 | 211500 | COMCAST                             | SERVICES 10/29/2025 - 11/28/2025         | 12.84      |
| 11/14/2025 | 211501 | COMCAST                             | SERVICES 11/17/2025 - 12/16/2025         | 186.85     |
| 11/14/2025 | 211502 | COMCAST                             | ACCT 935492151 10/15/2025 - 11/14/2025   | 4,388.66   |
| 11/14/2025 | 211503 | CORREA, KEVIN                       | UB refund for account: 54608             | 39.69      |
| 11/14/2025 | 211504 | DELL MARKETING L.P.                 | LAPTOP                                   | 1,760.25   |
| 11/14/2025 | 211505 | ELIZABETH NERIS                     | SECURITY DEPOSIT REFUND - ELIZABTEH NERI | 75.00      |
| 11/14/2025 | 211506 | FBEA FEDERAL BENEFITS EDUCATION     | SECURITY DEPOSIT REFUND - FBEA           | 200.00     |
| 11/14/2025 | 211507 | FENCESCREEN.COM                     | SHFCCSC BB BACKSTOP WINDSCREENS - BRANDE | 2,464.33   |
| 11/14/2025 | 211508 | FERGUSON ENTERPRISES, LLC           | TRFC REP KIT                             | 10,808.20  |
| 11/14/2025 | 211509 | FLORIDA UNEMPLOYMENT COMPENSATION F | UNEMPLOYMENT TAX                         | 825.00     |
| 11/14/2025 | 211510 | FPL                                 | SERVICE 08/18/2025 - 09/17/2025          | 15,671.84  |
| 11/14/2025 | 211511 | FPL                                 | ELECTRICITY 09/23/2025 - 10/23/2025      | 71,528.87  |
| 11/14/2025 | 211512 | FPL                                 | SERVICE 09/23/2025 - 10/23/2025          | 547.83     |
| 11/14/2025 | 211513 | GIOSVEL CARRIL                      | SECURITY DEPOSIT REFUND - GIOSVEL CARRIL | 50.00      |
| 11/14/2025 | 211514 | GUILLAMA, IRENE, RAUL & FAYTH       | UB refund for account: 50309             | 144.11     |
| 11/14/2025 | 211515 | HAKES, DONAVAN                      | UB refund for account: 29265             | 56.29      |
| 11/14/2025 | 211516 | IMPERIAL ELECTRICAL INC             | REMOVAL OF (2) SCOREBOARDS SHF SPORTS CO | 18,783.95  |
| 11/14/2025 | 211517 | INDUSTRIAL CHEM LABS & SERVICES, IN | LIFT STATION DEGREASER                   | 252.10     |
| 11/14/2025 | 211518 | INFOSEND, INC.                      | PAPER STOCK - OCTOBER 2025               | 4,469.49   |
| 11/14/2025 | 211519 | J&J INC, D/B/A EAGLE PAINTING       | (LWC) SHFCCSC BUILDING(S) EXTERIOR PAIN  | 15,821.45  |
| 11/14/2025 | 211520 | JAMES CURRAN                        | HEALTH INSURANCE REIMBURSEMENT FOR 2024  | 642.89     |
| 11/14/2025 | 211521 | JONES, DANIELE                      | UB refund for account: 48934             | 125.84     |
| 11/14/2025 | 211522 | KAUFF'S OF MIAMI                    | SERVICE                                  | 200.00     |
| 11/14/2025 | 211523 | KEITH WOOD                          | CDL LICENSE RENEWAL                      | 75.00      |
| 11/14/2025 | 211524 | LANDSCAPE SERVICE PROFESSIONALS INC | CITYWIDE LANDSCAPE SERVICES - GROUP B -  | 5,381.00   |
| 11/14/2025 | 211525 | LEROUX, MARTHINUS                   | UB refund for account: 16365             | 264.36     |
| 11/14/2025 | 211526 | LIFE INSURANCE COMPANY OF NORTH AME | LIFE & DISABILITY NOVEMBER 2025          | 4,046.04   |
| 11/14/2025 | 211527 | LISA MALLOZZI                       | FLC LEGISLATIVE POLICY COMMITTEE MTGS    | 1,387.78   |
| 11/14/2025 | 211528 | MARINA CARBY                        | FACILITY RENTAL REFUND - MARINA CARBY    | 80.00      |
| 11/14/2025 | 211529 | MARINA CARBY                        | SECURITY DEPOSIT REFUND - MARINA CARBY   | 250.00     |
| 11/14/2025 | 211530 | MARK YOUNG                          | SECURITY DEPOSIT REFUND - MARK YOUNG     | 50.00      |
| 11/14/2025 | 211531 | MARK YOUNG                          | SECURITY DEPOSIT REFUND - MARK YOUNG     | 50.00      |
| 11/14/2025 | 211532 | MBI ELECTRIC                        | INSTALLED OUTLETS IN KITCHEN             | 736.50     |
| 11/14/2025 | 211533 | MONTALVO, NICOLE & RANDY            | UB refund for account: 51083             | 116.33     |
| 11/14/2025 | 211534 | MUNDO CONSTRUCTION                  | 41 LF OF 6' HEIGHT PVC PRIVACY FENCE     | 3,490.00   |
| 11/14/2025 | 211535 | O'REILLY AUTOMOTIVE STORES, INC     | BRAKE PADS # 9382                        | 1,999.22   |
| 11/14/2025 | 211536 | OCCUPATIONAL HEALTH CTRS OF SW P.A. | RAPID E-CUP AND PRE-EMPLOYMENT SERVICE - | 328.00     |
| 11/14/2025 | 211537 | ON THE SPOT SOLUTIONS LLC           | ONCE A MONTH DEEP CLEANING OF POOL & TEN | 250.00     |
| 11/14/2025 | 211538 | OTIS ELEVATOR COMPANY               | HYDRAULIC ELEVATOR                       | 440.00     |
| 11/14/2025 | 211539 | PAN, AILI                           | UB refund for account: 55071             | 304.53     |
| 11/14/2025 | 211540 | PAT'S PUMP & BLOWER                 | CYLINDER # 9419                          | 3,461.54   |

| Check Date | Check  | Vendor Name                         | Description                              | Amount    |
|------------|--------|-------------------------------------|--|-----------|
| 11/14/2025 | 211541 | PEREZ, LUIS O                       | UB refund for account: 28872             | 9.06      |
| 11/14/2025 | 211542 | PINES FORD LINCOLN MERCURY          | SENSOR KIT # 9382                        | 540.71    |
| 11/14/2025 | 211543 | PROJECT PERCH                       | PERCHES AND OWL SIGN                     | 600.00    |
| 11/14/2025 | 211544 | QUADIENT LEASING USA, INC           | POSTAGE METER MACHINE LEASE              | 204.45    |
| 11/14/2025 | 211545 | RAY E. WILLIAMS, INC.               | FIRE STATION CORD REEL REPLACEMENT       | 450.00    |
| 11/14/2025 | 211546 | RECHTIEN INTERNATIONAL TRUCKS       | SENSOR # 9385                            | 1,005.82  |
| 11/14/2025 | 211547 | RUBINA SULTANA                      | SECURITY DEPOSIT REFUND - RUBINA SULTANA | 50.00     |
| 11/14/2025 | 211548 | SAIN KIIM                           | SECURITY DEPOSIT REFUND - SAIN KIIM      | 50.00     |
| 11/14/2025 | 211549 | SHI INTERNATIONAL CORP.             | SENTINELONE EDR & EPP                    | 9,208.23  |
| 11/14/2025 | 211550 | SHRIEVE CHEMICAL COMPANY LLC        | SULPHURIC ACID 93%                       | 24,975.98 |
| 11/14/2025 | 211551 | SHYLA MARTINEZ                      | SECURITY DEPOSIT REFUND - SHYLA MARTINEZ | 250.00    |
| 11/14/2025 | 211552 | SIAN KIIM                           | SECURITY DEPOSIT REFUND - SIAN KIIM      | 50.00     |
| 11/14/2025 | 211553 | SILVERSTEIN, JEFFREY & JOANNE       | UB refund for account: 30333             | 248.99    |
| 11/14/2025 | 211554 | SOUTHEASTERN WASTEWATER EQUIP       | PUMP REPLACEMENT                         | 2,877.84  |
| 11/14/2025 | 211555 | STAR CLEANING USA, INC.             | MONTHLY STREET SWEEPING- PARKING LOT SWE | 2,880.00  |
| 11/14/2025 | 211556 | TEXAS LIFE INSURANCE COMPANY        | NOVEMBER 2025                            | 1,026.16  |
| 11/14/2025 | 211557 | THE AMUSEMENT SOURCE LLC            | BUNNY PETTING ZOO                        | 500.00    |
| 11/14/2025 | 211558 | THE AMUSEMENT SOURCE LLC            | BARNYARD PETTING ZOO                     | 650.00    |
| 11/14/2025 | 211559 | TRANE U.S. INC                      | AC FILTERS (36)                          | 147.00    |
| 11/14/2025 | 211560 | TRINOVA - FLORIDA                   | SERVICE ON CHEMICAL FEED PUMPS           | 1,885.00  |
| 11/14/2025 | 211561 | ULINE                               | BLK TRASH                                | 3,150.30  |
| 11/14/2025 | 211562 | UNITED HEALTHCARE                   | MED SUPP NOVEMBER 2025                   | 5,293.87  |
| 11/14/2025 | 211563 | UNITED HEALTHCARE                   | MED SUPP NOVEMBER 2025                   | 1,588.80  |
| 11/14/2025 | 211564 | USA AUTO GLASS, INC.                | WINDSHIELD TINT # 7362                   | 345.00    |
| 11/14/2025 | 211565 | VELEZ, GUSTAVO & DAOUDI, NOURA      | UB refund for account: 48916             | 157.33    |
| 11/14/2025 | 211566 | VERMONT SYSTEMS, INC.               | PARKS AND RECREATION SOFTWARE            | 19,540.81 |
| 11/14/2025 | 211567 | VERONICA SINCLAIR                   | SECURITY DEPOSIT REFUND - VERONICA SINCL | 250.00    |
| 11/14/2025 | 211568 | WELLS, JOHN                         | UB refund for account: 05078             | 115.60    |
| 11/14/2025 | 211569 | WEMAKEFOOTBALLERS                   | SECURITY DEPOSIT REFUND AND CANCELLATION | 115.00    |
| 11/14/2025 | 211570 | WITT O BRIENS LLC                   | ARPA   PROFESSIONAL SERVICES - FEDERAL A | 12,537.50 |
| 11/14/2025 | 211571 | WM RECYCLE AMERICA, LLC             | NET BALANCE DUE FOR RECYCLING - OCTOBER  | 22,186.76 |
| 11/18/2025 | 211572 | ALEXANDER FERMAN                    | SECURITY DEPOSIT REFUND - ALEXANDER FERM | 50.00     |
| 11/18/2025 | 211573 | AMERICAN WATER CHEMICALS INC.       | MEGAFLUX FE                              | 3,975.00  |
| 11/18/2025 | 211574 | ANA UPEGUI                          | SECURITY DEPOSIT REFUND - ANA UPEGUI     | 50.00     |
| 11/18/2025 | 211575 | AT&T                                | 831-001-2341-559 TELEPHONE 10/01/2025 -  | 1,436.12  |
| 11/18/2025 | 211576 | AT&T                                | SERVICE 11/09/2025 - 12/08/2025          | 214.00    |
| 11/18/2025 | 211577 | BURKHARD'S TRACTOR & EQUIPMENT, INC | TRIMMER, BLOWER AND BATTERY              | 605.98    |
| 11/18/2025 | 211578 | DARREN KAHANYSHYN                   | VACATION BUYOUT                          | 3,156.96  |
| 11/18/2025 | 211579 | DENNIS JAMES WILLIAMS               | VACATION BUYOUT                          | 976.23    |
| 11/18/2025 | 211580 | DUVAL FORD                          | 2025 FORD F350 UTILITY BODY PICKUP TRUCK | 79,314.00 |
| 11/18/2025 | 211581 | FLORIDA LEAGUE OF CITIES            | FLORIDA LEAGUE OF CITIES ANNUAL MEMBERSH | 6,121.00  |
| 11/18/2025 | 211582 | GABRIEL CAMEJO                      | SECURITY DEPOSIT REFUND - GABRIEL CAMEJO | 50.00     |
| 11/18/2025 | 211583 | GOMEZ & SON FENCE CORP.             | RE-INSTALLATION OF 6' HIGH ROLL GATE - B | 2,750.00  |
| 11/18/2025 | 211584 | HD SUPPLY FACILITIES MAINTENANCE, L | PURELL AND SOAP                          | 388.04    |
| 11/18/2025 | 211585 | IVANA LEVINSON                      | SECURITY DEPOSIT REFUND - IVANA LEVINSON | 250.00    |
| 11/18/2025 | 211586 | J&J INC, D/B/A EAGLE PAINTING       | SHFCCSC PUMP HOUSE & DUMPSTER ENCLOSURE  | 1,613.48  |
| 11/18/2025 | 211587 | POLYDYNE, INC.                      | CLARIFLOC SE-1385C POLYMER 2300 LB TOTE  | 8,740.00  |
| 11/18/2025 | 211588 | QUENTIN T WILLIAMS                  | VACATION BUYOUT                          | 2,389.05  |
| 11/18/2025 | 211589 | ROBERT MILIAN                       | VACATION BUYOUT                          | 1,384.17  |
| 11/18/2025 | 211590 | SIAN KIIM                           | SECURITY DEPOSIT REFUND - SIAN KIIM      | 50.00     |
| 12/01/2025 | 211591 | 1660 SOUTH CONGRESS LLC             | UB refund for account: 53533             | 48.05     |
| 12/01/2025 | 211592 | 24 HOURS, INC                       | JANITORIAL SERVICES - UTILITIES DEPARTME | 3,053.00  |
| 12/01/2025 | 211593 | ADP, INC.                           | ADP PAYROLL & HR MODULES PROCESSING FOR  | 4,941.95  |
| 12/01/2025 | 211594 | AFLAC                               | AFLAC NOVEMBER 2025                      | 17.31     |
| 12/01/2025 | 211595 | AT&T                                | SERVICE 11/16/2025 - 12/15/2025          | 170.49    |

| Check Date | Check  | Vendor Name                         | Description                              | Amount     |
|------------|--------|-------------------------------------|--|------------|
| 12/01/2025 | 211596 | AT&T MOBILITY, LLC                  | UB refund for account: 48800             | 288.13     |
| 12/01/2025 | 211597 | BENITEZ, NORMAN E                   | UB refund for account: 48840             | 6.18       |
| 12/01/2025 | 211598 | BISCAYNE 135 LTD                    | UB refund for account: 54290             | 57.73      |
| 12/01/2025 | 211599 | BROWARD CO BOARD OF RULES & APPEALS | COUNTY SURCHARGE SEPTEMBER 2025          | 1,373.20   |
| 12/01/2025 | 211600 | BROWARD CO BOARD OF RULES & APPEALS | COUNTY SURCHARGE AUGUST 2025             | 5,749.72   |
| 12/01/2025 | 211601 | BROWARD COLLEGE                     | NICHOLAS SANTANA SCHOLARSHIP ID N2401485 | 1,500.95   |
| 12/01/2025 | 211602 | BS&A SOFTWARE                       | BS&A ANNUAL SERVICE/SUPPORT FEES - ERP S | 37,505.00  |
| 12/01/2025 | 211603 | BURKHARD'S TRACTOR & EQUIPMENT, INC | PLUG, AIR FILTER KIT AND IGNITION MODULE | 199.66     |
| 12/01/2025 | 211604 | CARUS LLC                           | CARUS 3380                               | 17,643.89  |
| 12/01/2025 | 211605 | CHAMPAGNE GRAPHICS, INC.            | VINYL DECALS # 2449                      | 87.50      |
| 12/01/2025 | 211606 | CHEN MOORE AND ASSOCIATES           | REPLACEMENT OF GENERATOR AT LIFT STATION | 315.00     |
| 12/01/2025 | 211607 | COMCAST                             | SERVICES 11/07/2025 - 12/06/2025         | 91.90      |
| 12/01/2025 | 211608 | COMCAST                             | SERVICES 12/07/2025 - 01/06/2026         | 106.90     |
| 12/01/2025 | 211609 | COMCAST                             | SERVICES 11/29/2025 - 12/28/2025         | 12.84      |
| 12/01/2025 | 211610 | CRUZ, MERCEDES                      | UB refund for account: 48900             | 43.03      |
| 12/01/2025 | 211611 | DEMI MORENTE                        | GYMNASTICS INSTRUCTOR PAYMENT            | 300.00     |
| 12/01/2025 | 211612 | DOBBS EQUIPMENT                     | CYLINDER ROD KIT AND PRESSURE SWITCH     | 213.59     |
| 12/01/2025 | 211613 | DUCLOS, JOSEPH                      | UB refund for account: 16970             | 143.81     |
| 12/01/2025 | 211614 | DUVAL ASPHALT PRODUCTS, INC.        | EZ STREET                                | 2,464.00   |
| 12/01/2025 | 211615 | DUVAL FORD                          | F-550 CRANE TRUCK                        | 225,190.00 |
| 12/01/2025 | 211616 | ELF, RICHARD & ELIZABETH            | UB refund for account: 52202             | 366.90     |
| 12/01/2025 | 211617 | ELIZABETH NERIS                     | CANCELLATION OF RENTAL EQUIPMENT - ELIZA | 75.00      |
| 12/01/2025 | 211618 | FERGUSON ENTERPRISES, LLC           | WATER SERVICE LINE KOZAK PARK            | 5,169.89   |
| 12/01/2025 | 211619 | FLORIDA MUNICIPAL INSURANCE TRUST   | POLLUTION 10/1/2025 - 10/1/2026          | 4,344.00   |
| 12/01/2025 | 211620 | FLORIDA POOL FILLS, INC.            | REAGENT                                  | 222.00     |
| 12/01/2025 | 211621 | FLORIDATOURS.COM                    | PBS STUDIOS                              | 825.00     |
| 12/01/2025 | 211622 | FPL                                 | ELECTRICITY INVOICES FOR LIFT STATIONS   | 11,439.40  |
| 12/01/2025 | 211623 | FPL                                 | SERVICE 10/20/2025 - 11/17/2025          | 49,719.29  |
| 12/01/2025 | 211624 | FPL                                 | SERVICE 10/23/2025 - 11/20/2025          | 1,538.81   |
| 12/01/2025 | 211625 | GABRIEL CAMEJO                      | SECURITY DEPOSIT REFUND - GBRIEL CAMEJO  | 50.00      |
| 12/01/2025 | 211626 | GOMEZ & SON FENCE CORP.             | (LWC) SHFCCSC BACKSTOP REPAIRS           | 109,927.25 |
| 12/01/2025 | 211627 | HACH COMPANY                        | GEL FILLED PROBE                         | 408.20     |
| 12/01/2025 | 211628 | HARRINGTON, RICHARD                 | UB refund for account: 11744             | 21.75      |
| 12/01/2025 | 211629 | HARTZELL CONSTRUCTION, INC.         | CITY HALL PAINT EXTERIOR                 | 16,719.75  |
| 12/01/2025 | 211630 | HOOLEY FAMILY MANAGEMENT, INC       | MANIFOLD, ANTIFREEZE, ETC. #3423         | 1,981.36   |
| 12/01/2025 | 211631 | HUMANA INSURANCE CO                 | DENTAL & VISION NOVEMBER 2025            | 10,261.50  |
| 12/01/2025 | 211632 | HUSQVARNA PROFESSIONAL PRODUCTS INC | HUSQVARNA BATTERY POWERED TOOLS          | 9,941.83   |
| 12/01/2025 | 211633 | JOBBER'S EQUIPMENT WAREHOUSE, INC.  | ANNUAL LIFT INSPECTION                   | 3,064.00   |
| 12/01/2025 | 211634 | KW POWER SYSTEMS, CORP              | CITY HALL GENERATOR REPAIR RELAY, REPLAC | 950.44     |
| 12/01/2025 | 211635 | LEPIZ CORDERO, FREDDY               | UB refund for account: 52137             | 88.96      |
| 12/01/2025 | 211636 | MAYORS CAFE & BAGEL                 | STAFF HOLIDAY BREAKFAST                  | 2,146.15   |
| 12/01/2025 | 211637 | MINISTERIO MANA                     | SECURITY DEPOSIT REFUND - MINISTERIO MAN | 200.00     |
| 12/01/2025 | 211638 | MOHAMMAD MASOUD                     | SECURITY DEPOSIT REFUND - MOHAMMAD MASOU | 250.00     |
| 12/01/2025 | 211639 | NATIONAL COLLISION & TRUCK CENTER   | REPAIR AS PER INSURANCE ESTIMATE # 7418  | 2,224.82   |
| 12/01/2025 | 211640 | O'REILLY AUTOMOTIVE STORES, INC     | 55 GAL AFZ - SHOP                        | 1,053.64   |
| 12/01/2025 | 211641 | OFFICE DEPOT                        | PEN, BATTERY, ETC.                       | 112.23     |
| 12/01/2025 | 211642 | PAT'S PUMP & BLOWER                 | SENSOR AND CABLE SET                     | 4,085.62   |
| 12/01/2025 | 211643 | PAZ, JAILENE                        | UB refund for account: 53557             | 41.25      |
| 12/01/2025 | 211644 | PINES FORD LINCOLN MERCURY          | OIL                                      | 104.88     |
| 12/01/2025 | 211645 | POOL BUILDERS, INC.                 | POOL BOND REFUND                         | 1,000.00   |
| 12/01/2025 | 211646 | PREMIER POOLS AND SPAS              | POOL BOND REFUND - PREMIER POOLS AND SPA | 1,000.00   |
| 12/01/2025 | 211647 | RALPH SERA                          | LICENSE RENEWAL 2025                     | 10.00      |
| 12/01/2025 | 211648 | RINGCENTRAL, INC.                   | SUBSCRIPTION - NOVEMBER 2025             | 2,083.17   |
| 12/01/2025 | 211649 | RITZ SAFETY EQUIPMENT INC.          | UMBRELLA                                 | 442.19     |
| 12/01/2025 | 211650 | SHRIEVE CHEMICAL COMPANY LLC        | SULPHURIC ACID 93%                       | 25,275.42  |

| Check Date | Check  | Vendor Name                         | Description                              | Amount    |
|------------|--------|-------------------------------------|--|-----------|
| 12/01/2025 | 211651 | SIAN KIIM                           | SECURITY DEPOSIT REFUND - SIAN KIIM      | 50.00     |
| 12/01/2025 | 211652 | SITEONE LANDSCAPE SUPPLY HOLDING LL | K-RAIN PROSPORT ROTOR 6 RISER            | 28,572.15 |
| 12/01/2025 | 211653 | SITEONE LANDSCAPE SUPPLY HOLDING LL | MIRIMICHI GREEN BYOSPXTRUM SOIL ENHANCER | 35,494.49 |
| 12/01/2025 | 211654 | SITEONE LANDSCAPE SUPPLY HOLDING LL | RAIN BIRD CONTROLLER, 4G CELLULAR CARTRI | 3,594.14  |
| 12/01/2025 | 211655 | SNIDER TIRE, INC.                   | TIRE SUPPLIES AND DISPOSAL, ETC.         | 5,024.18  |
| 12/01/2025 | 211656 | STAR CLEANING USA, INC.             | MONTHLY STREET SWEEPING                  | 2,350.11  |
| 12/01/2025 | 211657 | SUNBELT RENTALS                     | MANLIFT                                  | 672.00    |
| 12/01/2025 | 211658 | THIOGENE, YOUSELINE                 | UB refund for account: 50935             | 79.98     |
| 12/01/2025 | 211659 | TOSHIBA FINANCIAL SERVICES          | TOSHIBA COPIER BUILDING 10/10/2025 - 11/ | 1,419.63  |
| 12/01/2025 | 211660 | TRANE U.S. INC                      | INVERTER PC BOARD                        | 811.37    |
| 12/01/2025 | 211661 | ULINE                               | HEAVY DUTY BIN                           | 3,242.18  |
| 12/01/2025 | 211662 | UNITED HEALTHCARE                   | MED SUPP DECEMBER 2025                   | 5,293.87  |
| 12/01/2025 | 211663 | UNITED HEALTHCARE                   | MED SUPP DECEMBER 2025                   | 1,588.80  |
| 12/01/2025 | 211664 | VETTED SECURITY SOLUTIONS           | MAINTENANCE / SERVICE   CITY CAMERAS, LP | 620.00    |
| 12/01/2025 | 211665 | WEMAKEFOOTBALLERS                   | SECURITY DEPOSIT REFUND                  | 50.00     |
| 12/01/2025 | 211666 | WHEELABRATOR SOUTH BROWARD INC.     | BULK                                     | 92,741.24 |
| 12/01/2025 | 211667 | WINZER FRANCHISE COMPANY            | WIRE, SCOTCH, ETC.                       | 750.18    |
| 12/01/2025 | 211668 | YUNILEIDY CASTILLO                  | SECURITY DEPOSIT REFUND - YUNILEIDY CAST | 50.00     |
| 12/04/2025 | 211669 | 24 HOURS, INC                       | JANITORIAL SERVICES - UTILITIES DEPARTME | 1,380.00  |
| 12/04/2025 | 211670 | ANGELA MARTINEZ                     | SECURITY DEPOSIT REFUND - ANGELA MARTINE | 50.00     |
| 12/04/2025 | 211671 | AT&T                                | TELEPHONE 11/04/2025 - 12/03/2025        | 889.67    |
| 12/04/2025 | 211672 | AT&T WIRELESS                       | TELEPHONE 11/20/2025 - 12/19/2025        | 158.48    |
| 12/04/2025 | 211673 | BURKHARD'S TRACTOR & EQUIPMENT, INC | PRESSURE WASHER AND POLE PRUNER          | 2,338.99  |
| 12/04/2025 | 211674 | CHRIS DECKER                        | ZUMBA INSTRUCTOR PAYMENT                 | 390.40    |
| 12/04/2025 | 211675 | COMCAST                             | SERVICES 11/09/2025 - 12/08/2025         | 83.54     |
| 12/04/2025 | 211676 | COMCAST                             | SERVICES 12/08/2025 - 01/07/2025         | 349.62    |
| 12/04/2025 | 211677 | DARIO BRUGGER                       | SECURITY DEPOSIT REFUND - DARIO BRUGGER  | 50.00     |
| 12/04/2025 | 211678 | FLORIDA NURSERY MART                | RED MULCH REMOVAL AND INSTALLATION       | 4,825.80  |
| 12/04/2025 | 211679 | FPL                                 | SERVICE 10/17/2025 - 11/15/2025          | 5,236.61  |
| 12/04/2025 | 211680 | FPL                                 | SERVICE 10/23/2025 - 11/20/2025          | 425.60    |
| 12/04/2025 | 211681 | HUSQVARNA PROFESSIONAL PRODUCTS INC | FAST CHARGER 40-C500X 500W               | 359.97    |
| 12/04/2025 | 211682 | IRONCLAD IMPACT WINDOWS & DOORS LLC | REPLACING EXISTING WINDOWS & DOORS -CITY | 40,471.26 |
| 12/04/2025 | 211683 | JASON DIX                           | WASTEWATER TREATMENT CLASS A LICENSE     | 100.00    |
| 12/04/2025 | 211684 | JEREMY KATZMAN                      | 2025 CITY SUMMIT - SALT LAKE CITY        | 436.86    |
| 12/04/2025 | 211685 | JESSICA JIMENEZ-CHUNG               | SECURITY DEPOSIT REFUND - JESSICA JIMENE | 100.00    |
| 12/04/2025 | 211686 | JONATHAN MARTINEZ                   | SECURITY DEPOSIT REFUND - JONATHAN MARTI | 50.00     |
| 12/04/2025 | 211687 | JOSHUA RHODES                       | SAM'S CLUB PURCHASE                      | 250.98    |
| 12/04/2025 | 211688 | KATELYN GIRASOL                     | SECURITY DEPOSIT REFUND - KATELYN GIRASO | 100.00    |
| 12/04/2025 | 211689 | LANDSCAPE SERVICE PROFESSIONALS INC | PROPERTY IMPROVEMENTS - SUELLEN SPORTS C | 2,713.84  |
| 12/04/2025 | 211690 | LYFE ATHLETICS                      | SECURITY DEPOSIT REFUND - LYFE ATHLETICS | 50.00     |
| 12/04/2025 | 211691 | MASS MUTUAL                         | ANNUAL LIFE NOV 12 2025                  | 670.29    |
| 12/04/2025 | 211692 | OFFICE DEPOT                        | COPY PAPER                               | 56.59     |
| 12/04/2025 | 211693 | PREMIER BOUNCE N SLIDE PARTY RENTAL | BOUNCE HOUSE, GAME TRAILERS GENERATORS A | 12,535.00 |
| 12/04/2025 | 211694 | RAFAEL HUAYAS                       | SECURITY DEPOSIT REFUND - RAFAEL HUAYAS  | 50.00     |
| 12/04/2025 | 211695 | RUBINA SULTANA                      | SECURITY DEPOSIT REFUND - RUBINA SULTANA | 50.00     |
| 12/04/2025 | 211696 | SITEONE LANDSCAPE SUPPLY HOLDING LL | ADJUSTABLE ROTOR 6" RISER W CHECK VALVE  | 7,042.04  |
| 12/04/2025 | 211697 | TOSHIBA FINANCIAL SERVICES          | COPIER UTILITIES 11/10/2025 - 12/09/2025 | 253.85    |
| 12/04/2025 | 211698 | VERIZON WIRELESS                    | DATA PLANS ON TABLETS & HOTSPOTS         | 2,871.52  |
| 12/04/2025 | 211699 | WILHELM ZIMMERMAN                   | INSTALLED INTERCOM NEXT TO ASHLEY'S DESK | 716.25    |
| 12/04/2025 | 211700 | ZACHARY MOREIRA                     | SECURITY DEPOSIT REFUND - ZACHARY MOREIR | 50.00     |
| 12/18/2025 | 211701 | ABOVE ALL GARAGE DOORS OF SOUTH FL  | BSO BAY DOOR REPAIR                      | 321.35    |
| 12/18/2025 | 211702 | ADP SCREENING AND SELECTION SERVICE | BACKGROUND CHECK - ALKIS, FRAINO, GROW,  | 173.09    |
| 12/18/2025 | 211703 | ADP, INC.                           | ADP PAYROLL & HR MODULES PROCESSING      | 4,933.80  |
| 12/18/2025 | 211704 | AFLAC                               | AFLAC DECEMBER 2025                      | 34.62     |
| 12/18/2025 | 211705 | ALISON VEGA                         | PROGRAM CANCELLATION - ALLISON VEGA      | 969.00    |

| Check Date | Check  | Vendor Name                         | Description                              | Amount     |
|------------|--------|-------------------------------------|--|------------|
| 12/18/2025 | 211706 | ALLIED UNIVERSAL CORP.              | SODIUM HYPOCHLORITE BULK                 | 14,346.98  |
| 12/18/2025 | 211707 | AMERICAN FIDELITY ASSURANCE CO      | AF FLEX 11-18-2025                       | 1,353.81   |
| 12/18/2025 | 211708 | ANGEL PETTI ROSENBERG, P. A.        | SPECIAL MAGISTRATE HEARING               | 290.00     |
| 12/18/2025 | 211709 | ASBURRY, ALAN                       | UB refund for account: 51148             | 26.89      |
| 12/18/2025 | 211710 | AT&T                                | 831-001-2341-559 TELEPHONE 11/01/2025 -  | 1,441.86   |
| 12/18/2025 | 211711 | AT&T                                | SERVICE 12/04/2025 - 01/03/2026          | 588.50     |
| 12/18/2025 | 211712 | BEN-DAVID, NIR                      | UB refund for account: 52085             | 74.60      |
| 12/18/2025 | 211713 | BENRON HOLDINGS LLC                 | UB refund for account: 54917             | 96.12      |
| 12/18/2025 | 211714 | BROWARD BOLT                        | LOCKNUT, FLATWASHER, ETC.                | 1,551.30   |
| 12/18/2025 | 211715 | BROWARD COUNTY BOARD OF COMM        | WATER MATTERS DAY 2026                   | 400.00     |
| 12/18/2025 | 211716 | BROWARD COUNTY BOARD OF COMMISSIONE | NPDES PERMIT THROUGH INTERLOCAL AGREEMEN | 7,861.00   |
| 12/18/2025 | 211717 | BROWARD COUNTY PROPERTY APPRAISER   | SPECIAL ASSESSMENT ON COUNTY TAX ROLL 20 | 5,643.50 V |
| 12/18/2025 | 211718 | BROWARD COUNTY RECORDS              | NOVEMBER RECORDINGS                      | 112.50     |
| 12/18/2025 | 211719 | BUBLEY, BLAIR & AARON               | UB refund for account: 52556             | 56.51      |
| 12/18/2025 | 211720 | BURKHARD'S TRACTOR & EQUIPMENT, INC | CHAINSAW, SMART CONNECTOR, ETC.          | 242.59     |
| 12/18/2025 | 211721 | BUSY BEE PRESSURE CLEANING INC      | UB refund for account: 55323             | 1,023.68   |
| 12/18/2025 | 211722 | BUSY BEE PRESSURE CLEANING INC.     | UB refund for account: 55322             | 1,032.16   |
| 12/18/2025 | 211723 | BUSY BEE PRESSURE CLEANING INC.     | UB refund for account: 55324             | 1,078.80   |
| 12/18/2025 | 211724 | BUSY BEE PRESSURE CLEANING INC.     | UB refund for account: 55325             | 1,070.32   |
| 12/18/2025 | 211725 | CASAKTIE & CHIQUI, LLC              | UB refund for account: 53351             | 42.89      |
| 12/18/2025 | 211726 | CATABELLA EXPRESS LLC               | TRAIN FOR LIGHT UP COOPER CITY 2025      | 1,600.00   |
| 12/18/2025 | 211727 | CHANG, TAK-LUNG                     | UB refund for account: 54335             | 75.62      |
| 12/18/2025 | 211728 | CIGNA HEALTHCARE                    | CIGNA PAID SAME INVOICE TWICE            | 816.16     |
| 12/18/2025 | 211729 | CIGNA HEALTHCARE                    | COINSURANCE WAS OVERPAID                 | 422.55     |
| 12/18/2025 | 211730 | CLARK, SCOTT & NICOLE               | UB refund for account: 51172             | 46.39      |
| 12/18/2025 | 211731 | COMCAST                             | SERVICE 11/23/2025 - 12/22/2025          | 24.10      |
| 12/18/2025 | 211732 | COMCAST                             | SERVICES 11/17/2025 - 12/16/2025         | 375.60     |
| 12/18/2025 | 211733 | COMCAST                             | SERVICES 12/17/2025 - 01/16/2026         | 189.85     |
| 12/18/2025 | 211734 | COMCAST                             | SERVICES 12/17/2025 - 01/16/2026         | 186.85     |
| 12/18/2025 | 211735 | COMCAST                             | ACCT 935492151 11/15/2025 - 12/14/2025   | 8,410.46   |
| 12/18/2025 | 211736 | COTIVITI                            | COINSURANCE WAS OVERPAID                 | 40.00      |
| 12/18/2025 | 211737 | CRAIG KRONBERG                      | SECURITY DEPOSIT REFUND - CRAIG KRONBERG | 50.00      |
| 12/18/2025 | 211738 | DANIEL QUIROZ                       | SECURITY DEPOSIT REFUND - DANIEL QUIROZ  | 50.00      |
| 12/18/2025 | 211739 | DSMG PROPERTIES LLC                 | UB refund for account: 49427             | 40.35      |
| 12/18/2025 | 211740 | ECHAIZ, CARLOS                      | UB refund for account: 50429             | 38.00      |
| 12/18/2025 | 211741 | EDDIE C. BEECHER                    | PROFESSIONAL SERVICES -RISK MANAGEMENT C | 2,250.00   |
| 12/18/2025 | 211742 | ELITE TENT COMPANY                  | ROUND TRIP TRANSPORTATION TO MEMORIAL PA | 980.00     |
| 12/18/2025 | 211743 | ESHA PROPERTIES, INC.               | UB refund for account: 55073             | 67.48      |
| 12/18/2025 | 211744 | ESPINOZA WILCHES, RUTH              | UB refund for account: 55184             | 68.88      |
| 12/18/2025 | 211745 | FERGUSON ENTERPRISES, LLC           | CLMP, COUP, ETC.                         | 7,047.98   |
| 12/18/2025 | 211746 | FLORIDA DEPT OF ENVIRONMENTAL PROTE | ANNUAL REGULATORY PROGRAM & SURVEILLANC  | 7,257.00   |
| 12/18/2025 | 211747 | FLORIDA MUNICIPAL INSURANCE TRUST   | SECOND INSTALLMENT 25/26                 | 414,148.00 |
| 12/18/2025 | 211748 | FLORIDA POOL FILLS, INC.            | SWIMMING POOL CHEMICALS AT POOL AND TENN | 1,148.85   |
| 12/18/2025 | 211749 | FPL                                 | ELECTRICITY 10/23/2025 - 11/20/2025      | 4,411.79   |
| 12/18/2025 | 211750 | FPL                                 | SERVICE 10/23/2025 - 11/20/2025          | 52,972.09  |
| 12/18/2025 | 211751 | GABRIEL, EVENS JR & ERIKA           | UB refund for account: 53637             | 191.44     |
| 12/18/2025 | 211752 | GLOBALTECH, INC.                    | ARPA   EFFLUENT PUMP # 3 REPLACEMENT     | 98,247.45  |
| 12/18/2025 | 211753 | HG2 EMERGENCY LIGHTING SOUTH FLORID | BUNDLE PACKAGE FOR 2023 FORD EXPLORER    | 9,620.00   |
| 12/18/2025 | 211754 | HORESH, HADAS & NIR                 | UB refund for account: 50938             | 19.42      |
| 12/18/2025 | 211755 | J&J INC, D/B/A EAGLE PAINTING       | SHFCCSC GAZEEBO PAINTING                 | 3,764.78   |
| 12/18/2025 | 211756 | JASON SMITH                         | LEGISLATIVE SESSION                      | 922.40     |
| 12/18/2025 | 211757 | JENNIFER MCMAHON                    | LEGISLATIVE SESSION 2026                 | 331.10     |
| 12/18/2025 | 211758 | KEDZERSKI, RAYMOND                  | UB refund for account: 49249             | 80.10      |
| 12/18/2025 | 211759 | KEVIN C DUFFEY                      | SECURITY DEPOSIT REFUND - KEVIN C DUFFEY | 250.00     |
| 12/18/2025 | 211760 | KEVIN WILLIAMS                      | SECURITY DEPOSIT REFUND - KEVIN WILLIAMS | 100.00     |

| Check Date | Check  | Vendor Name                         | Description                              | Amount    |
|------------|--------|-------------------------------------|--|-----------|
| 12/18/2025 | 211761 | KHUSHALI BHATT                      | SECURITY DEPOSIT REFUND - KHUSHALI BHATT | 250.00    |
| 12/18/2025 | 211762 | KRESSER, ROBYN                      | UB refund for account: 50151             | 100.00    |
| 12/18/2025 | 211763 | LAVISHA HARPALANI                   | SECURITY DEPOSIT REFUND - LAVISHA HARPAL | 200.00    |
| 12/18/2025 | 211764 | LAWRENCE R BYRNE                    | SECURITY DEPOSIT REFUND - LAWRENCE R BYR | 250.00    |
| 12/18/2025 | 211765 | LISA MALLOZZI                       | LEGISLATIVE SESSION                      | 550.31    |
| 12/18/2025 | 211766 | MAHI SHRINERS                       | COOKIES AND COCOA - LIGHT UP COOPER CITY | 600.00    |
| 12/18/2025 | 211767 | MARCHAND, FANNY JEANNE G            | UB refund for account: 54289             | 35.76     |
| 12/18/2025 | 211768 | MARK YOUNG                          | SECURITY DEPOSIT REFUND - MARK YOUNG     | 50.00     |
| 12/18/2025 | 211769 | MASSACHUSETTS MUTUAL LIFE           | FARRELL LIFE NOVEMBER 2025               | 29.12     |
| 12/18/2025 | 211770 | MATTAMY PALM BEACH LLC              | UB refund for account: 53423             | 96.13     |
| 12/18/2025 | 211771 | MATTAMY PALM BEACH LLC              | UB refund for account: 54556             | 94.37     |
| 12/18/2025 | 211772 | MORETTI, PAUL                       | UB refund for account: 55138             | 5.56      |
| 12/18/2025 | 211773 | NATIONAL COLLISION & TRUCK CENTER   | REPAIR TO UTILITY VEH 9416               | 9,525.80  |
| 12/18/2025 | 211774 | O'REILLY AUTOMOTIVE STORES, INC     | PULLER KIT                               | 145.93    |
| 12/18/2025 | 211775 | OCCUPATIONAL HEALTH CTRS OF SW P.A. | RAPID E-CUP AND PRE-EMPLOYMENT SERVICE - | 270.00    |
| 12/18/2025 | 211776 | ON THE SPOT SOLUTIONS LLC           | ONCE A MONTH DEEP CLEANING OF POOL & TEN | 250.00    |
| 12/18/2025 | 211777 | OPTIMIST CLUB OF COOPER CITY        | SOFTBALL REGISTRATION FEE                | 56,198.66 |
| 12/18/2025 | 211778 | ORON RUHAMA                         | WINTER CAMP WEEK 1 CANCELLATION FOR TWO  | 190.00    |
| 12/18/2025 | 211779 | PEREL, KIM & AMAR, PHILIPPE         | UB refund for account: 46232             | 11.20     |
| 12/18/2025 | 211780 | PINES FORD LINCOLN MERCURY          | SPEAKER ASY (2) 2018 FUSION 3FA6P0G74JR1 | 181.60    |
| 12/18/2025 | 211781 | PREFERRED IDENTITY PLAN, INC        | ID WORKS NOVEMBER 2025                   | 131.00    |
| 12/18/2025 | 211782 | QLESS, INC.                         | 2025-2026 QLESS QUEUEING SYSTEM AND KIOS | 6,411.36  |
| 12/18/2025 | 211783 | QUADIENT LEASING USA, INC           | POSTAGE METER MACHINE LEASE              | 204.45    |
| 12/18/2025 | 211784 | RAFAELI LAW PLLC                    | WORKERS COMP INSURANCE PAID              | 90.00     |
| 12/18/2025 | 211785 | REAL MCKOY GEAR LLC                 | LIVE PAINTING - TASTE OF COOPER CITY     | 300.00    |
| 12/18/2025 | 211786 | RECHTIEN INTERNATIONAL TRUCKS       | HOOK # 3429                              | 190.65    |
| 12/18/2025 | 211787 | RELIABLE PRESSURE CLEANING & PAINT  | UB refund for account: 55302             | 1,027.92  |
| 12/18/2025 | 211788 | RUBINA SULTANA                      | SECURITY DEPOSIT REFUND - RUBINA SULTANA | 50.00     |
| 12/18/2025 | 211789 | SCHOOL BOARD OF BROWARD COUNTY      | FLYING SQUIRREL                          | 704.00    |
| 12/18/2025 | 211790 | SHRIEVE CHEMICAL COMPANY LLC        | SULPHURIC ACID 93%                       | 12,494.69 |
| 12/18/2025 | 211791 | STEVEN DILLMAN                      | CDL RENEWAL                              | 75.00     |
| 12/18/2025 | 211792 | SUNSHINE STATE ONE CALL OF FL INC.  | MONTHLY ASSESSMENT BILLING - NOVEMBER 20 | 447.16    |
| 12/18/2025 | 211793 | SUPERSTAR PRODUCTIONS               | STAGE SOUND & LIGHTING, DJ & MC, SATELLI | 2,675.00  |
| 12/18/2025 | 211794 | TEXAS LIFE INSURANCE COMPANY        | DECEMBER 2025                            | 933.16    |
| 12/18/2025 | 211795 | THE LEGAL PLAN, INC                 | LEGAL NOVEMBER 2025                      | 279.00    |
| 12/18/2025 | 211796 | TORELLO, CECILIA                    | UB refund for account: 46359             | 0.43      |
| 12/18/2025 | 211797 | TROPHIES BY EDCO INC                | TROPHY AND NECK RIBBON                   | 371.08    |
| 12/18/2025 | 211798 | UNITED HEALTHCARE                   | WORKERS COMP INSURANCE PAID              | 880.88    |
| 12/18/2025 | 211799 | UNIVAR USA INC.                     | HYDROCHLORIC ACID                        | 2,165.20  |
| 12/18/2025 | 211800 | VENUTI MARKETING CONSULTANTS, INC   | SPORTS & ACTIVITIES DIRECTORY FULL PAGE  | 1,800.00  |
| 12/18/2025 | 211801 | VETTED SECURITY SOLUTIONS           | MAINTENANCE / SERVICE   CITY CAMERAS, LP | 2,460.48  |
| 12/18/2025 | 211802 | WARBOYS, TODD                       | UB refund for account: 52396             | 874.24    |
| 12/18/2025 | 211803 | WHEELABRATOR SOUTH BROWARD INC.     | BULK                                     | 80,815.95 |
| 12/18/2025 | 211804 | WINZER FRANCHISE COMPANY            | SPRAYER, TIRE CLEANER, ETC.              | 242.24    |
| 12/18/2025 | 211805 | WM RECYCLE AMERICA, LLC             | NET BALANCE DUE FOR RECYCLING - NOVEMBER | 19,392.14 |
| 01/09/2026 | 211806 | 55 COOPER CITY LLC                  | UB refund for account: 55242             | 32.99     |
| 01/09/2026 | 211807 | 84 LUMBER COMPANY                   | SHEATH                                   | 2,014.00  |
| 01/09/2026 | 211808 | AAA FLAG & BANNER MFG. CO. INC.     | INSTALL & REMOVE HOLIDAY BANNERS         | 3,960.00  |
| 01/09/2026 | 211809 | ADP, INC.                           | ADP PAYROLL & HR MODULES PROCESSING      | 4,419.70  |
| 01/09/2026 | 211810 | AFLAC                               | AFLAC JANUARY 2026                       | 17.31     |
| 01/09/2026 | 211811 | ALL AMERICAN PEST CONTROL OF FLORID | MONTHLY PEST CONTROL OCT 25- SEPT 26     | 530.00    |
| 01/09/2026 | 211812 | AMERICAN FIDELITY ASSURANCE CO      | AF FLEX 12-30-2025                       | 4,061.43  |
| 01/09/2026 | 211813 | ANGEL PETTI ROSENBERG, P. A.        | SPECIAL MAGISTRATE HEARING               | 275.00    |
| 01/09/2026 | 211814 | AT&T                                | SERVICE 12/01/2025 - 12/31/2025          | 321.00    |
| 01/09/2026 | 211815 | BAUMGERTNER, IRINA                  | UB refund for account: 54004             | 120.56    |

| Check Date | Check  | Vendor Name                         | Description                              | Amount    |
|------------|--------|-------------------------------------|--|-----------|
| 01/09/2026 | 211816 | BROWARD CO BOARD OF RULES & APPEALS | COUNTY SURCHARGE OCTOBER 2025            | 1,399.16  |
| 01/09/2026 | 211817 | BROWARD CO BOARD OF RULES & APPEALS | COUNTY SURCHARGE NOVEMBER 2025           | 1,185.36  |
| 01/09/2026 | 211818 | BROWARD COUNTY RECORDS              | DECEMBER RECORDINGS                      | 209.00    |
| 01/09/2026 | 211819 | BRUNO, CHARLES                      | UB refund for account: 52488             | 643.70    |
| 01/09/2026 | 211820 | BSN SPORTS                          | CCO FUA - REPLACEMENT SOCCER GOALS       | 29,518.00 |
| 01/09/2026 | 211821 | BURKHARD'S TRACTOR & EQUIPMENT, INC | REWIND SHUTTER # 6346                    | 48.82     |
| 01/09/2026 | 211822 | CHAMPAGNE GRAPHICS, INC.            | UTILITIES WORD LOGO CUT @ 56" WIDE       | 2,627.00  |
| 01/09/2026 | 211823 | CHRIS DECKER                        | ZUMBA INSTRUCTOR PAYMENT                 | 412.80    |
| 01/09/2026 | 211824 | CITRIN COOPERMAN & COMPANY, LLP     | AUDIT SERVICES FOR FY 25-26              | 8,500.00  |
| 01/09/2026 | 211825 | CLAUDIA YANEZ                       | YOGA INSTRUCTOR PAYMENT                  | 472.00    |
| 01/09/2026 | 211826 | COMCAST                             | SERVICES 12/09/2025 - 01/08/2025         | 89.78     |
| 01/09/2026 | 211827 | COMCAST                             | SERVICES 09/23/2025 - 10/22/2025         | 315.93    |
| 01/09/2026 | 211828 | COMCAST                             | SERVICES 10/23/2025 - 11/22/2025         | 279.90    |
| 01/09/2026 | 211829 | COMCAST                             | SERVICES 11/23/2025 - 12/22/2025         | 279.90    |
| 01/09/2026 | 211830 | COMCAST                             | SERVICES 12/17/2025 - 01/16/2026         | 398.81    |
| 01/09/2026 | 211831 | COMCAST                             | SERVICES 12/23/2025 - 01/22/2026         | 26.24     |
| 01/09/2026 | 211832 | COMCAST                             | SERVICES 01/07/2026 - 02/06/2026         | 91.90     |
| 01/09/2026 | 211833 | CONSOLIDATED PIPE & SUPPLY COMPANY  | HYMAX REPAIR COUPLINGS                   | 8,924.80  |
| 01/09/2026 | 211834 | DAVID, RAN & HILA                   | UB refund for account: 53748             | 87.52     |
| 01/09/2026 | 211835 | DELL MARKETING L.P.                 | PURCHASE OF TEN (10) 43" DELL MONITORS   | 8,937.40  |
| 01/09/2026 | 211836 | DEMI MORENTE                        | GYMNASTICS INSTRUCTOR PAYMENT            | 675.00    |
| 01/09/2026 | 211837 | EDJ TREE SERVICE LLC                | WEST PARK - EXOTIC INVASIVE REMOVAL      | 2,471.52  |
| 01/09/2026 | 211838 | ENVIRONMENTAL REAGENT SERVICES      | TOTAL HARDNESS INDICATOR, SULFURIC ACID  | 76.17     |
| 01/09/2026 | 211839 | FERGUSON ENTERPRISES INC.           | PAINT                                    | 111.34    |
| 01/09/2026 | 211840 | FERGUSON ENTERPRISES INC.           | CVR                                      | 592.89    |
| 01/09/2026 | 211841 | FERGUSON ENTERPRISES, LLC           | WATER LINE ACCESSORIES                   | 2,318.76  |
| 01/09/2026 | 211842 | FLORIDA POOL FILLS, INC.            | SWIMMING POOL CHEMICALS AT POOL AND TENN | 786.90    |
| 01/09/2026 | 211843 | FPL                                 | ELECTRICITY                              | 20,921.05 |
| 01/09/2026 | 211844 | FPL                                 | SERVICE 10/28/2025 - 11/25/2025          | 46,350.33 |
| 01/09/2026 | 211845 | FPL                                 | SERVICE 11/15/2025 - 12/15/2025          | 8,297.56  |
| 01/09/2026 | 211846 | FPL                                 | SERVICE 11/20/2025 - 12/19/2025          | 2,555.67  |
| 01/09/2026 | 211847 | FPL                                 | SERVICE 11/20/2025 - 12/19/2025          | 59,047.06 |
| 01/09/2026 | 211848 | GABRIEL CAMEJO                      | SECURITY DEPOSIT REFUND - GABRIEL CAMEJO | 100.00    |
| 01/09/2026 | 211849 | GOMEZ & SON FENCE CORP.             | SHFCCSC BASKETBALL COURT FENCING MID-RAI | 10,550.00 |
| 01/09/2026 | 211850 | GREEN DREAMS PARADISE CORP          | ROW TREE REPLACEMENT - LANDSCAPE BEAUTIF | 11,300.00 |
| 01/09/2026 | 211851 | GREY MATTER                         | UNITRENDS ONE (1) YEAR LICENSE 12/20/25  | 19,130.65 |
| 01/09/2026 | 211852 | HARPER, LOREN D                     | UB refund for account: 55221             | 84.75     |
| 01/09/2026 | 211853 | HERC RENTALS INC.                   | LIGHT TOWER 640W LED SOLAR TRAILER       | 4,040.00  |
| 01/09/2026 | 211854 | HOLLYWOOD SOCCER SCHOOL LLC         | SECURITY DEPOSIT REFUND - HOLLYWOOD SOCC | 50.00     |
| 01/09/2026 | 211855 | HUMANA INSURANCE CO                 | DENTAL & VISION DECEMBER 2025            | 10,310.10 |
| 01/09/2026 | 211856 | IFEDI, ANTHONY                      | UB refund for account: 09987             | 10.74     |
| 01/09/2026 | 211857 | IMPERIAL ELECTRICAL INC             | GRIFFIN ROAD STREETLIGHT REPAIR          | 7,833.54  |
| 01/09/2026 | 211858 | INFOSEND, INC.                      | PAPER STOCK - NOVEMBER 2025              | 8,889.03  |
| 01/09/2026 | 211859 | J&J INC, D/B/A EAGLE PAINTING       | PAINTING SERVICES                        | 1,797.50  |
| 01/09/2026 | 211860 | JAMES CURRAN                        | OUT OF NETWORK MEDICAL EXP REIMBURSEMENT | 183.20    |
| 01/09/2026 | 211861 | JESSICA DEMORE                      | SECURITY DEPOSIT REFUND - JESSICA DEMORE | 250.00    |
| 01/09/2026 | 211862 | JJ GROUNDWORKS CORP                 | UB refund for account: 54960             | 1,078.80  |
| 01/09/2026 | 211863 | JOEL MARC                           | SECURITY DEPOSIT REFUND - JOEL MARC      | 250.00    |
| 01/09/2026 | 211864 | JUAREZ, JOSE & LORENE               | UB refund for account: 49945             | 2.84      |
| 01/09/2026 | 211865 | KATELYN GIRASOL                     | SECURITY DEPOSIT REFUND - KATELYN GIRASO | 50.00     |
| 01/09/2026 | 211866 | KEMIRA WATER SOLUTIONS, INC.        | LIQUID FERROUS AND FERRIC SULFATE BLEND  | 6,423.57  |
| 01/09/2026 | 211867 | KIBLER, JEFFREY                     | UB refund for account: 16417             | 27.02     |
| 01/09/2026 | 211868 | LACERDA, FERNANDO HENRIQUE HOM      | UB refund for account: 52194             | 104.91    |
| 01/09/2026 | 211869 | LANDSCAPE SERVICE PROFESSIONALS INC | CITYWIDE LANDSCAPE SERVICES - GROUP B -  | 15,172.50 |
| 01/09/2026 | 211870 | LIFE INSURANCE COMPANY OF NORTH AME | LIFE & DISABILITY DECEMBER 2025          | 8,136.48  |

| Check Date | Check  | Vendor Name                         | Description                              | Amount    |
|------------|--------|-------------------------------------|--|-----------|
| 01/09/2026 | 211871 | LOAN FUNDER LLC, SERIES 37222       | UB refund for account: 54932             | 7.34      |
| 01/09/2026 | 211872 | MARCDAN INC                         | UB refund for account: 55090             | 1,095.76  |
| 01/09/2026 | 211873 | MASS MUTUAL                         | TERM LIFE POLICY 005094764 CHRISTOPHER F | 587.97    |
| 01/09/2026 | 211874 | MASSACHUSETTS MUTUAL LIFE           | FARRELL LIFE JANUARY 2026                | 29.12     |
| 01/09/2026 | 211875 | MATHESON TRI-GAS INC.               | CYLINDER RENTAL                          | 737.28    |
| 01/09/2026 | 211876 | MATILDE DIFALCO                     | SECURITY DEPOSIT REFUND - MATILDE DIFALC | 250.00    |
| 01/09/2026 | 211877 | MC MASTER-CARR SUPPLY COMPANY       | ADAPTER                                  | 14.13     |
| 01/09/2026 | 211878 | MONICA COCUYAME                     | SECURITY DEPOSIT REFUND - MONICA COCOYAM | 250.00    |
| 01/09/2026 | 211879 | MOR MEROZ                           | WINTER CAMP WEEK ONE CANCELLATION        | 90.00     |
| 01/09/2026 | 211880 | MSM23 LLC                           | UB refund for account: 55195             | 36.84     |
| 01/09/2026 | 211881 | MURPHY, JACK R                      | UB refund for account: 53977             | 38.47     |
| 01/09/2026 | 211882 | NATIONAL CENTER FOR SAFETY INITIATI | BACKGROUND CHECK - SILVESTRE, NIXON, PAL | 115.50    |
| 01/09/2026 | 211883 | NATIONAL LEAGUE OF CITIES           | DIRECT MEMBER DUES - CUSTOMER # 00000092 | 3,949.00  |
| 01/09/2026 | 211884 | NEXT LEVEL SOUND                    | DJ SERVICE                               | 900.00    |
| 01/09/2026 | 211885 | O'REILLY AUTOMOTIVE STORES, INC     | NEW COMPRESS, CORE CHARGE, A/C KITS VEH# | 1,402.88  |
| 01/09/2026 | 211886 | OCCUPATIONAL HEALTH CTRS OF SW P.A. | RAPID E-CUP AND PRE-EMPLOYMENT SERVICE - | 279.00    |
| 01/09/2026 | 211887 | OFFICE DEPOT                        | CLEAR FILE TOTE, 8.5X11 WHITE INDEX      | 54.06     |
| 01/09/2026 | 211888 | OTIS ELEVATOR COMPANY               | MAINTENANCE SERVICE 12/01/2025 - 02/28/2 | 2,130.77  |
| 01/09/2026 | 211889 | OWEN, ELIZABETH                     | UB refund for account: 50182             | 22.46     |
| 01/09/2026 | 211890 | PINES FORD LINCOLN MERCURY          | KNOB - HEATER BLO, RESISTOR ASY VEH# 736 | 198.81    |
| 01/09/2026 | 211891 | POLYDYNE, INC.                      | CLARIFLOC SE-1385C POLYMER 2300 LB TOTE  | 8,740.00  |
| 01/09/2026 | 211892 | PREFERRED IDENTITY PLAN, INC        | ID WORKS DECEMBER 2025                   | 131.00    |
| 01/09/2026 | 211893 | QUADIENT LEASING USA, INC           | POSTAGE METER MACHINE LEASE              | 204.45    |
| 01/09/2026 | 211894 | RAINBOW CIRC PRODUCTIONS & EVENTS   | 30 MINUTE CIRCUS SHOW                    | 750.00    |
| 01/09/2026 | 211895 | RINGCENTRAL, INC.                   | SUBSCRIPTION - DECEMBER 2025             | 2,103.88  |
| 01/09/2026 | 211896 | ROSS, INES                          | UB refund for account: 55023             | 52.19     |
| 01/09/2026 | 211897 | SANTIAGO MERCED,WILLIAM             | UB refund for account: 51380             | 27.62     |
| 01/09/2026 | 211898 | SESAC, INC.                         | SESAC MUSIC LICENSE                      | 1,278.00  |
| 01/09/2026 | 211899 | SHELLI KASHRIEL                     | SECURITY DEPOSIT REFUND - SHELLI KASHRIE | 50.00     |
| 01/09/2026 | 211900 | SHI INTERNATIONAL CORP.             | FIREWALL LICENSE RENEWAL PALO, ALTO      | 12,024.59 |
| 01/09/2026 | 211901 | SHRED-IT MIAMI                      | PURGE SERVICE                            | 738.14    |
| 01/09/2026 | 211902 | SITEONE LANDSCAPE SUPPLY HOLDING LL | VALVE AND PVC                            | 1,057.31  |
| 01/09/2026 | 211903 | SOUTHERN LOCK AND SUPPLY CO.        | PADLOCK                                  | 615.28    |
| 01/09/2026 | 211904 | SUNBELT RENTALS                     | 52" DOUBLE DRUM RIDE-ON ROLLER           | 9,511.20  |
| 01/09/2026 | 211905 | SUPERIOR MULCH INC                  | PINE BARK MULCH - FLAMINGO WEST PARK - G | 7,700.00  |
| 01/09/2026 | 211906 | TERRACON CONSULTANTS, INC           | CITY HALL MOLD TESTING                   | 3,073.40  |
| 01/09/2026 | 211907 | THE GATHERING                       | SECURITY DEPOSIT REFUND - THE GATHERING  | 250.00    |
| 01/09/2026 | 211908 | THE LEGAL PLAN, INC                 | LEGAL DECEMBER 2025                      | 279.00    |
| 01/09/2026 | 211909 | THE PARTS HOUSE                     | BATTERY AND VACUUM PUMP OIL              | 1,667.94  |
| 01/09/2026 | 211910 | THE SHERWIN-WILLIAMS CO.            | REMOVED GRAFFITI AND PAINTED             | 162.53    |
| 01/09/2026 | 211911 | TOSHIBA FINANCIAL SERVICES          | TOSHIBA COPIER COMMUNITY CENTER 12/10/25 | 1,668.45  |
| 01/09/2026 | 211912 | ULINE                               | BLU NITRILE GLVS                         | 2,384.48  |
| 01/09/2026 | 211913 | UNITED HEALTHCARE                   | MED SUPP JANUARY 2026                    | 5,293.87  |
| 01/09/2026 | 211914 | UNITED HEALTHCARE                   | MED SUPP JANUARY 2026                    | 2,005.00  |
| 01/09/2026 | 211915 | USA AUTO GLASS, INC.                | WINDSHIELD GREEN TINT AND ADHESIVE # 240 | 325.00    |
| 01/09/2026 | 211916 | VERIZON WIRELESS                    | DATA PLANS ON TABLETS & HOTSPOTS         | 2,057.32  |
| 01/09/2026 | 211917 | VETTED SECURITY SOLUTIONS           | MAINTENANCE / SERVICE   CITY CAMERAS, LP | 1,032.50  |
| 01/09/2026 | 211918 | WRIGHT NATIONAL FLOOD INSURANCE CO  | FIRE STATION FLOOD 2026                  | 3,401.00  |
| 01/09/2026 | 211919 | ZHDANOVA, NATALIA & ALEXANDER       | UB refund for account: 53580             | 99.42     |
| 01/15/2026 | 211920 | 24 HOURS, INC                       | JANITORIAL SERVICES -- PW - CITY HALL -  | 2,826.00  |
| 01/15/2026 | 211921 | ALEXIS DAGER                        | PERMIT FOR UTILITY ART BOXES             | 120.00    |
| 01/15/2026 | 211922 | ALLIED UNIVERSAL CORP.              | SODIUM HYPOCHLORITE BULK                 | 7,525.99  |
| 01/15/2026 | 211923 | AT&T                                | SERVICE 01/01/2026 - 01/31/2026          | 758.99    |
| 01/15/2026 | 211924 | BEACON ATHLETICS                    | BATTING CAGE COMPONENTS                  | 2,533.67  |
| 01/15/2026 | 211925 | BLANCA ALVARADO                     | SECURITY DEPOSIT REFUND - BLANCA ALVARAD | 100.00    |

| Check Date | Check  | Vendor Name                         | Description                              | Amount    |
|------------|--------|-------------------------------------|--|-----------|
| 01/15/2026 | 211926 | CAPELLO, DIEGO                      | UB refund for account: 46759             | 9.02      |
| 01/15/2026 | 211927 | COAST TO COAST GARAGE DOOR LLC      | 9070 STORAGE BARN - BAY 4 DOOR REPLACEME | 5,095.29  |
| 01/15/2026 | 211928 | COMCAST                             | SERVICES 01/08/2026 - 02/07/2026         | 334.62    |
| 01/15/2026 | 211929 | COMCAST                             | SERVICES 12/23/2025 - 01/22/2026         | 279.90    |
| 01/15/2026 | 211930 | COMCAST                             | SERVICES 12/29/2025 - 01/28/2026         | 14.98     |
| 01/15/2026 | 211931 | COMCAST                             | SERVICES 01/17/2026 - 02/16/2026         | 189.85    |
| 01/15/2026 | 211932 | COMCAST                             | SERVICES 01/17/2026 - 02/16/2026         | 186.85    |
| 01/15/2026 | 211933 | CRUZ, JAVIER                        | UB refund for account: 51026             | 112.18    |
| 01/15/2026 | 211934 | DAVIE/COOPER CITY CHAMBER OF COMMER | DAVIE-COOPER CITY CHAMBER OF COMMERCE 20 | 5,000.00  |
| 01/15/2026 | 211935 | EDDIE C. BEECHER                    | PROFESSIONAL SERVICES -RISK MANAGEMENT C | 1,837.50  |
| 01/15/2026 | 211936 | FLORIDA POOL FILLS, INC.            | SERVICE CALL                             | 260.00    |
| 01/15/2026 | 211937 | FPL                                 | ELECTRICITY                              | 5,045.77  |
| 01/15/2026 | 211938 | FPL                                 | SERVICE 11/17/2025 - 12/16/2025          | 3,019.80  |
| 01/15/2026 | 211939 | KOO, LAI SHAN                       | UB refund for account: 45920             | 36.02     |
| 01/15/2026 | 211940 | LANDSCAPE SERVICE PROFESSIONALS INC | FY26 CITYWIDE MOWING - GROUP B OCTOBER 2 | 25,401.00 |
| 01/15/2026 | 211941 | LISA MALLOZZI                       | BROWARD LEAGUE OF CITIES - PARKING       | 10.40     |
| 01/15/2026 | 211942 | PRECISION PORTABLE, LLC             | COOPER CITY COMMUNITY CENTER EVENT       | 239.66    |
| 01/15/2026 | 211943 | SATOR SPORTS INC                    | CCO FUA - NXT TRAINING GOALS - TRAVEL SO | 5,967.20  |
| 01/15/2026 | 211944 | SHARON HOYT                         | SECURITY DEPOSIT REFUND - SHARON HOYT    | 250.00    |
| 01/15/2026 | 211945 | SINGH, EASTLYN & RYAN K             | UB refund for account: 52440             | 17.55     |
| 01/15/2026 | 211946 | SITONE LANDSCAPE SUPPLY HOLDING LL  | K-RAIN PROSPORT ROTOR 6 RISER            | 6,442.84  |
| 01/15/2026 | 211947 | SIVAKUMAR NAIR                      | SECURITY DEPOSIT REFUND - SIVAKUMAR NAIR | 250.00    |
| 01/15/2026 | 211948 | SUAREZ CASTILLO, JESUS A            | UB refund for account: 52091             | 69.23     |
| 01/15/2026 | 211949 | SUPERIOR MULCH INC                  | PINE BARK MULCH - FLAMINGO WEST PARK - G | 2,050.00  |
| 01/15/2026 | 211950 | US POSTMASTER                       | CULVERT REPLACEMENT MAILER               | 594.17    |
| 01/15/2026 | 211951 | WITT O BRIENS LLC                   | ARPA   PROFESSIONAL SERVICES - FEDERAL A | 3,000.00  |
| 01/15/2026 | 211952 | WM RECYCLE AMERICA, LLC             | NET BALANCE DUE FOR RECYCLING - DECEMBER | 22,676.88 |
| 01/15/2026 | 211953 | WRK LAB, INC.                       | BSO POLICE FURNITURE                     | 17,546.31 |
| 01/30/2026 | 211954 | 24 HOURS, INC                       | JANITORIAL SERVICES - UTILITIES DEPARTME | 1,380.00  |
| 01/30/2026 | 211955 | A. ROSADO PROPANE SERVICES, INC.    | GAS CHECK EVENT                          | 250.00    |
| 01/30/2026 | 211956 | ADP SCREENING AND SELECTION SERVICE | BACKGROUND CHECK - STANTON, MICHAEL      | 260.08    |
| 01/30/2026 | 211957 | ADP, INC.                           | ADP PAYROLL & HR MODULES PROCESSING      | 4,219.70  |
| 01/30/2026 | 211958 | AETNA                               | COINSURANCE WAS OVERPAID                 | 93.75     |
| 01/30/2026 | 211959 | AETNA                               | COINSURANCE WAS OVERPAID                 | 179.20 V  |
| 01/30/2026 | 211960 | AETNA                               | COINSURANCE WAS OVERPAID                 | 292.12 V  |
| 01/30/2026 | 211961 | AFLAC                               | AFLAC JANUARY 2026                       | 34.62     |
| 01/30/2026 | 211962 | ALLIED UNIVERSAL CORP.              | SODIUM HYPOCHLORITE BULK                 | 16,307.84 |
| 01/30/2026 | 211963 | AMERICAN BUSHIDO INC                | INSTRUCTOR PAYMENT                       | 262.50 V  |
| 01/30/2026 | 211964 | AMERICAN FIDELITY ASSURANCE         | AF PRODUCT DECEMBER 2025                 | 14,731.32 |
| 01/30/2026 | 211965 | AMERICAN WATER CHEMICALS INC.       | MEGAFLUX FE                              | 3,975.00  |
| 01/30/2026 | 211966 | AMERICAN WATER WORKS ASSOCIATION    | ANNUAL MEMBERSHIP DUES 2/1/26 -1/31/27   | 4,988.00  |
| 01/30/2026 | 211967 | ANGEL PETTI ROSENBERG, P.A.         | SPECIAL MAGISTRATE HEARING               | 400.00    |
| 01/30/2026 | 211968 | AT&T                                | 831-001-2341-559 TELEPHONE 12/01/2025 -  | 1,436.12  |
| 01/30/2026 | 211969 | AT&T                                | SERVICE 01/16/2026 - 02/15/2026          | 170.49    |
| 01/30/2026 | 211970 | AT&T                                | TELEPHONE 12/04/2025 - 01/03/2026        | 2,126.62  |
| 01/30/2026 | 211971 | AUSTIN TUPLER TRUCKING              | ROCK                                     | 817.84    |
| 01/30/2026 | 211972 | BERTRAND VERGE                      | CDL LICENSE RENEWAL                      | 75.00     |
| 01/30/2026 | 211973 | BRENNTAG MID-SOUTH, INC.            | ANHYDROUS AMMONIA                        | 650.70    |
| 01/30/2026 | 211974 | BRINA CHAJET                        | SECURITY DEPOSIT REFUND - BRINA CHAJET   | 50.00     |
| 01/30/2026 | 211975 | BROWARD COUNTY PROPERTY APPRAISER   | SPECIAL ASSESSMENT ON COUNTY TAX ROLL 20 | 5,643.50  |
| 01/30/2026 | 211976 | BURKHARD'S TRACTOR & EQUIPMENT, INC | BULK ROPE #5.5 500'                      | 1,164.55  |
| 01/30/2026 | 211977 | CLASSIC CONTROLS INC.               | RADAR SENSOR                             | 11,230.75 |
| 01/30/2026 | 211978 | CLAUDIA YANEZ                       | YOGA INSTRUCTOR PAYMENT                  | 448.00    |
| 01/30/2026 | 211979 | COAST TO COAST GARAGE DOOR LLC      | FLAMINGO WEST PARK MAINTENANCE BUILDING  | 5,303.70  |
| 01/30/2026 | 211980 | COMCAST                             | SERVICES 01/09/2026 - 02/08/2026         | 89.75     |

| Check Date | Check  | Vendor Name                         | Description                              | Amount     |
|------------|--------|-------------------------------------|--|------------|
| 01/30/2026 | 211981 | COMCAST                             | SERVICES 01/17/2026 - 02/16/2026         | 398.81     |
| 01/30/2026 | 211982 | COMCAST                             | SERVICES 01/08/2026 - 02/07/2026         | 413.91     |
| 01/30/2026 | 211983 | COMCAST                             | SERVICES 01/23/2026 - 02/22/2026         | 26.24      |
| 01/30/2026 | 211984 | COMCAST                             | ACCT 935492151 01/15/2026 - 02/14/2026   | 4,191.29   |
| 01/30/2026 | 211985 | DANIEL FLORIN                       | SECURITY DEPOSIT REFUND - DANIEL FLORIN  | 250.00     |
| 01/30/2026 | 211986 | EDD HELMS AIR CONDITIONING INC      | SITE SURVEY BSO STATION                  | 692.00     |
| 01/30/2026 | 211987 | EILEEN FOLAN                        | COINSURANCE WAS OVERPAID                 | 290.00     |
| 01/30/2026 | 211988 | ENGINEERED SERVICES, INC.           | FLEET ALARM MONITORING JANUARY - MARCH   | 124.92     |
| 01/30/2026 | 211989 | EXPRESS IT BEST INC                 | BUSINESS SPOTLIGHT AWARDS                | 100.00     |
| 01/30/2026 | 211990 | F.J. NUGENT & ASSOCIATES, INC.      | IMPELLER REPLACEMENT FOR CHICAGO PUMP SO | 12,487.00  |
| 01/30/2026 | 211991 | FELSON, MICHELLE                    | UB refund for account: 44340             | 100.00     |
| 01/30/2026 | 211992 | FERGUSON ENTERPRISES, LLC           | METER COUPLINGS                          | 15,858.72  |
| 01/30/2026 | 211993 | FLORES, GILBERTO & GALEN            | UB refund for account: 47454             | 90.86      |
| 01/30/2026 | 211994 | FLORIDA DEPARTMENT OF REVENUE       | SALES TAX                                | 469.74     |
| 01/30/2026 | 211995 | FLORIDA MUNICIPAL INSURANCE TRUST   | STORAGE TANK LIABILITY POLICY 007511473  | 182.81     |
| 01/30/2026 | 211996 | FLORIDA NURSERY MART                | INSTALL 16 SOD PALLETS W NEW HOLLAND MAC | 4,150.00   |
| 01/30/2026 | 211997 | FLORIDA POOL FILLS, INC.            | SWIMMING POOL CHEMICALS AT POOL AND TENN | 841.60     |
| 01/30/2026 | 211998 | FLORIDA UNEMPLOYMENT COMPENSATION F | UNEMPLOYMENT TAX                         | 142.33     |
| 01/30/2026 | 211999 | FORTILINE, INC                      | VLV, ADPT, ETC.                          | 8,419.28   |
| 01/30/2026 | 212000 | FPL                                 | ELECTRICITY INVOICES FOR LIFT STATION 11 | 17,959.28  |
| 01/30/2026 | 212001 | FPL                                 | SERVICE 12/16/2025 - 01/16/2026          | 1,399.03   |
| 01/30/2026 | 212002 | FPL                                 | SERVICE 12/15/2025 - 01/15/2026          | 108,925.66 |
| 01/30/2026 | 212003 | FPL                                 | SERVICE 12/19/2025 - 01/22/2026          | 4,200.79   |
| 01/30/2026 | 212004 | FPL                                 | SERVICE 12/19/2025 - 01/22/2026          | 6,414.02   |
| 01/30/2026 | 212005 | GERALDINE BIANCO                    | COINSURANCE WAS OVERPAID                 | 10.00      |
| 01/30/2026 | 212006 | GLORIA SCHAPIRO                     | SECURITY DEPOSIT REFUND - GLORIA SCHAPIR | 250.00     |
| 01/30/2026 | 212007 | GOLD COAST CRANE SERVICE            | CRANE RENTAL                             | 763.00     |
| 01/30/2026 | 212008 | GOOSER INK CORP                     | CITY APPAREL FOR MAYOR                   | 208.00     |
| 01/30/2026 | 212009 | GOVERNMENTJOBS.COM, INC             | SUBSCRIPTION FEE 10/03/2025 - 10/02/2026 | 2,126.21   |
| 01/30/2026 | 212010 | GREEN DREAMS PARADISE CORP          | CELEBRATION BERMUDA SOD                  | 4,000.00   |
| 01/30/2026 | 212011 | HARMONY DEVELOPMENT CENTER, INC     | UB refund for account: 25951             | 49.22      |
| 01/30/2026 | 212012 | HARRINGTON INDUSTRIAL PLASTICS LLC  | GASKET, ADAPTER, ETC.                    | 1,677.96   |
| 01/30/2026 | 212013 | HD SUPPLY FACILITIES MAINTENANCE, L | CNTRFD HND TWL DSPNSR                    | 153.39     |
| 01/30/2026 | 212014 | HD SUPPLY FACILITIES MAINTENANCE, L | DSPNSR                                   | 108.30     |
| 01/30/2026 | 212015 | HD SUPPLY FACILITIES MAINTENANCE, L | LW WHITE                                 | 96.34      |
| 01/30/2026 | 212016 | HIGHLAND PRODUCTS GROUP LLC         | SHFCCSC PLAYGROUND SEATING AREA BENCHES  | 9,190.00   |
| 01/30/2026 | 212017 | HOOVER PUMPING SYSTEMS              | STATION LEAK                             | 289.00     |
| 01/30/2026 | 212018 | HPA BORROWER 2016-1 LLC             | UB refund for account: 52606             | 67.45      |
| 01/30/2026 | 212019 | HUMANA INSURANCE CO                 | DENTAL & VISION JANUARY 2026             | 10,590.22  |
| 01/30/2026 | 212020 | HYDROCORP, LLC                      | BACKFLOW PREVENTION PROGRAM MANAGEMENT   | 5,950.00 V |
| 01/30/2026 | 212021 | ILIEV, PLAMEN ILIEV                 | UB refund for account: 53377             | 102.39     |
| 01/30/2026 | 212022 | JAMIE SHARFF                        | SECURITY DEPOSIT REFUND - JAMIE SHARFF   | 50.00      |
| 01/30/2026 | 212023 | JOE BLAIR GARDEN SUPPLY             | 5.5 HP HONDA - 12" W 2-SPEED TRANSMISSIO | 3,961.65   |
| 01/30/2026 | 212024 | JOHANNA FRANCHY                     | SECURITY DEPOSIT REFUND - JOHANNA FRANCH | 50.00      |
| 01/30/2026 | 212025 | KELLEHER, GERALDINE                 | UB refund for account: 42640             | 93.90      |
| 01/30/2026 | 212026 | KING RANCH TURFGRASS,LP             | COBALT & PALLET                          | 2,114.00   |
| 01/30/2026 | 212027 | KING RANCH TURFGRASS,LP             | COBALT AND PALLET                        | 3,428.00   |
| 01/30/2026 | 212028 | KW POWER SYSTEMS, CORP              | GENERATOR REPAIR                         | 910.00     |
| 01/30/2026 | 212029 | LANDSCAPE SERVICE PROFESSIONALS INC | FY26 CITYWIDE MOWING - GROUP B - NOVEMBE | 53,097.00  |
| 01/30/2026 | 212030 | LANG, FLAVIO                        | UB refund for account: 50898             | 10,025.91  |
| 01/30/2026 | 212031 | LISA IZENWASSER                     | SECURITY DEPOSIT REFUND - LISA IZENWASSE | 250.00     |
| 01/30/2026 | 212032 | LISA IZENWASSER                     | SECURITY DEPOSIT REFUND - LISA IZENWASSE | 250.00 V   |
| 01/30/2026 | 212033 | MASSACHUSETTS MUTUAL LIFE           | FARRELL LIFE FEBRUARY 2026               | 29.12      |
| 01/30/2026 | 212034 | MATHESON TRI-GAS INC.               | CYLINDER RENTAL                          | 711.77     |
| 01/30/2026 | 212035 | MATTAMY PALM BEACH LLC              | UB refund for account: 54557             | 45.94      |

| Check Date | Check  | Vendor Name                         | Description                              | Amount     |
|------------|--------|-------------------------------------|--|------------|
| 01/30/2026 | 212036 | MEDINA-CASTANEDA, DMD, PA           | UB refund for account: 43770             | 112.22     |
| 01/30/2026 | 212037 | MELISSA AMOR                        | SECURITY DEPOSIT REFUND - MELISSA AMOR   | 250.00     |
| 01/30/2026 | 212038 | MUNDO CONSTRUCTION                  | GRADE 8000 SQUARE FEET                   | 4,800.00   |
| 01/30/2026 | 212039 | O'REILLY AUTOMOTIVE STORES, INC     | BATTERY, CORE CHARGE, BATTERY FEE PMTYX  | 589.08     |
| 01/30/2026 | 212040 | OCCUPATIONAL HEALTH CTRS OF SW P.A. | RAPID E-CUP AND PRE-EMPLOYMENT SERVICE - | 45.00      |
| 01/30/2026 | 212041 | OFFICE DEPOT                        | MOUSEPAD                                 | 14.84      |
| 01/30/2026 | 212042 | ON THE SPOT SOLUTIONS LLC           | ONCE A MONTH DEEP CLEANING OF POOL & TEN | 250.00     |
| 01/30/2026 | 212043 | PAT'S PUMP & BLOWER                 | VALVE, TANK # 9419                       | 48.34      |
| 01/30/2026 | 212044 | PINES FORD LINCOLN MERCURY          | VALVE - EXHAUST VEH# 7362                | 203.35     |
| 01/30/2026 | 212045 | POLLARDWATER                        | DEGREASER                                | 1,542.91   |
| 01/30/2026 | 212046 | PREFERRED IDENTITY PLAN, INC        | ID WORKS JANUARY 2026                    | 138.00     |
| 01/30/2026 | 212047 | RACHEL SHAW                         | SECURITY DEPOSIT REFUND - RACHEL SHAW    | 50.00      |
| 01/30/2026 | 212048 | RAFAEL HUAYAS                       | SECURITY DEPOSIT REFUND - RAFAEL HUAYAS  | 50.00      |
| 01/30/2026 | 212049 | RECREONICS, INC.                    | PARAGON STARTING PLATFORM COVER (5)      | 1,409.41   |
| 01/30/2026 | 212050 | RENTOKIL NORTH AMERICA              | RANGER PRO HERBICIDE (30GAL)             | 571.86     |
| 01/30/2026 | 212051 | RICHARD BROWN                       | REFRESHMENTS FOR CERT RECRUITMENT EVENT  | 380.29     |
| 01/30/2026 | 212052 | RINGCENTRAL, INC.                   | SUBSCRIPTION - JANUARY 2026              | 2,337.10   |
| 01/30/2026 | 212053 | SHENANDOAH GENERAL CONSTRUCTION, CO | REPAIR MANHOLE AND PIPE OF NE CORNER OF  | 31,125.56  |
| 01/30/2026 | 212054 | SITEONE LANDSCAPE SUPPLY HOLDING LL | SEGWAY FUNGICIDE, SUBDUE MAXX FUNGICIDE  | 14,137.96  |
| 01/30/2026 | 212055 | SOUTHERN PINE LUMBER CO. OF BOYNTON | SHFCCSC BASEBALL FIELDS FENCE BORDER MAT | 5,260.00   |
| 01/30/2026 | 212056 | STAR CLEANING USA, INC.             | MONTHLY STREET SWEEPING - PARKING LOT SW | 3,260.22   |
| 01/30/2026 | 212057 | STROBES-R-US                        | STROBE/EMERGENCY LIGHTS FOR VEH# 9461    | 5,057.94   |
| 01/30/2026 | 212058 | SUNBELT RENTALS                     | 52" DOUBLE DRUM RIDE-ON ROLLER           | 2,829.00   |
| 01/30/2026 | 212059 | SUNSHINE STATE ONE CALL OF FL INC.  | MONTHLY ASSESSMENT BILLING - DECEMBER 20 | 223.58     |
| 01/30/2026 | 212060 | SUNSHINE TENTS & EVENT RENTALS      | TENT, DOME LIGHTS, ETC.                  | 1,695.00   |
| 01/30/2026 | 212061 | SUPERIOR MULCH INC                  | PINE BARK MULCH - FLAMINGO WEST PARK - G | 3,850.00   |
| 01/30/2026 | 212062 | SYSCO SOUTH FLORIDA                 | CAKES                                    | 893.23     |
| 01/30/2026 | 212063 | TEXAS LIFE INSURANCE COMPANY        | JANUARY 2025                             | 790.51     |
| 01/30/2026 | 212064 | THE LEGAL PLAN, INC                 | LEGAL JANUARY 2026                       | 279.00     |
| 01/30/2026 | 212065 | THE PARTS HOUSE                     | 42 MONTH BATTERY (3)                     | 228.19     |
| 01/30/2026 | 212066 | THORNTON, SAYLOR                    | UB refund for account: 52860             | 20.68      |
| 01/30/2026 | 212067 | THORNTON, SAYLOR                    | UB refund for account: 52857             | 20.68      |
| 01/30/2026 | 212068 | TINT CHEMIST WINDOW TINTING         | 12 FLAT GLASS PANELS 44W X 88L - BALANCE | 3,270.00   |
| 01/30/2026 | 212069 | TOSHIBA FINANCIAL SERVICES          | TOSHIBA COPIER BUILDING 01/10/2026 - 02/ | 1,425.68   |
| 01/30/2026 | 212070 | TRANE U.S. INC                      | AC CHARGING HOSES                        | 110.75     |
| 01/30/2026 | 212071 | TROPHIES BY EDCO INC                | LAPEL PINS                               | 1,034.12   |
| 01/30/2026 | 212072 | UNITED HEALTHCARE                   | MED SUPP FEBRUARY 2026                   | 5,883.83   |
| 01/30/2026 | 212073 | UNIVAR USA INC.                     | SODIUM HYDROXIDE (CAUSTIC SODA 50%) BULK | 12,307.07  |
| 01/30/2026 | 212074 | VERIZON WIRELESS                    | DATA PLANS ON TABLETS & HOTSPOTS         | 2,223.14   |
| 01/30/2026 | 212075 | VETTED SECURITY SOLUTIONS           | MAINTENANCE / SERVICE   CITY CAMERAS, LP | 1,550.00   |
| 01/30/2026 | 212076 | WHEELABRATOR SOUTH BROWARD INC.     | MONTHLY HOUSEHOLD HAZARDOUS WASTE EVEN'  | 101,260.04 |
| 01/30/2026 | 212077 | WINZER FRANCHISE COMPANY            | TIRE MOUNT PASTE, HEX NUTS, FLAT WASHERS | 1,019.74   |
| 01/30/2026 | 212078 | WITT O BRIENS LLC                   | ARPA   PROFESSIONAL SERVICES - FEDERAL A | 3,762.50   |
| 01/30/2026 | 212079 | WORLD ELECTRIC SUPPLY INC           | LED LIGHT                                | 781.22     |
| 01/30/2026 | 212080 | WRIGHT NATIONAL FLOOD INSURANCE CO  | FLOOD INSURANCE COMMUNITY CENTER 2026    | 2,465.00   |
| 01/30/2026 | 212081 | YOUTH IMPACT CENTER                 | SECURITY DEPOSIT REFUND                  | 50.00      |
| 01/30/2026 | 212082 | ZORO TOOLS                          | (4) REPLACEMENT CONTACT KIT, NEMA 3      | 2,383.96   |

00001 TOTALS:

|                             |              |
|-----------------------------|--------------|
| Total of 870 Checks:        | 4,745,890.63 |
| Less 9 Void Checks:         | 24,042.88    |
| Total of 861 Disbursements: | 4,721,847.75 |

| Check Date | Check  | Vendor Name                         | Description                              | Amount     |
|------------|--------|-------------------------------------|--|------------|
| 02/06/2026 | 212083 | ALEXIS DAGER                        | TEST RUN FOR SYNOVUS BANK                | 1.00       |
| 02/10/2026 | 212084 | AGMONI, DONRUETHAI & EREZ           | UB refund for account: 55153             | 36.02      |
| 02/10/2026 | 212085 | AMAGO, MEGAN                        | UB refund for account: 47555             | 43.13      |
| 02/10/2026 | 212086 | AMERICAN FIDELITY ASSURANCE CO      | AF FLEX 01-13-2026                       | 2,707.62   |
| 02/10/2026 | 212087 | AT&T WIRELESS                       | TELEPHONE 01/20/2026 - 02/19/2026        | 318.96     |
| 02/10/2026 | 212088 | AVA LAROSA                          | AMBASSADOR RUNNER UP 2025                | 200.00     |
| 02/10/2026 | 212089 | BERTRAND VERGE                      | BILLY VERGE/OUT OF NETWORK MEDICAL EXP R | 118.09     |
| 02/10/2026 | 212090 | BRENTAG MID-SOUTH, INC.             | ANHYDROUS AMMONIA                        | 884.95 V   |
| 02/10/2026 | 212091 | BROCCOLINI CATERING                 | BROWARD LEAGUE BOARD MEETING LUNCH       | 1,355.00   |
| 02/10/2026 | 212092 | BROWARD COUNTY RECORDS              | JANUARY RECORDINGS                       | 890.00     |
| 02/10/2026 | 212093 | BROWARD FAMILY ACUPUNCTURE, INC     | UB refund for account: 54464             | 33.92      |
| 02/10/2026 | 212094 | CHANAN, MICHAEL                     | UB refund for account: 48641             | 29.33      |
| 02/10/2026 | 212095 | COMAS, JAVIER FRANCISCO             | UB refund for account: 51829             | 44.58      |
| 02/10/2026 | 212096 | COOPER CITY CRIME PREVENTION        | SPARK GRANT - SHOP WITH A COP            | 1,850.00   |
| 02/10/2026 | 212097 | DE ANDRADE, ROBERTO                 | UB refund for account: 49438             | 13.07      |
| 02/10/2026 | 212098 | EDDIE C. BEECHER                    | PROFESSIONAL SERVICES -RISK MANAGEMENT C | 2,925.00   |
| 02/10/2026 | 212099 | FERGUSON ENTERPRISES, LLC           | TRUFLO BLOW-OFF                          | 783.00     |
| 02/10/2026 | 212100 | FLORIDA POOL FILLS, INC.            | SERVICE CALL PENTAIR WHISPERFLOW HOUSING | 1,379.00   |
| 02/10/2026 | 212101 | FORTILINE, INC                      | MAINGUARD #94 WM SAMPLING STATION LOW LE | 16,600.00  |
| 02/10/2026 | 212102 | HARRINGTON INDUSTRIAL PLASTICS LLC  | FITTINGS                                 | 1,341.17   |
| 02/10/2026 | 212103 | HILAIRE, RICHARD & JOY              | UB refund for account: 27237             | 18.62      |
| 02/10/2026 | 212104 | HOOVER PUMPING SYSTEMS              | REPAIR LEAKING HEADER AND COMPONENTS     | 1,810.09   |
| 02/10/2026 | 212105 | HOULF, DANIEL & MARY                | UB refund for account: 48347             | 48.77      |
| 02/10/2026 | 212106 | HPA BORROWER 2016-1 LLC             | UB refund for account: 52606             | 115.30     |
| 02/10/2026 | 212107 | IMPERIAL ELECTRICAL INC             | STREET LIGHT POLE S-16 ON SHERIDAN ST. B | 115,325.40 |
| 02/10/2026 | 212108 | INSIGHT PUBLIC SECTOR               | Q-12415-2 BILL LIPS PARK WATER TRTM      | 92,326.03  |
| 02/10/2026 | 212109 | ISABELLE BRAVO                      | AMBASSADOR WINNER 2025                   | 500.00     |
| 02/10/2026 | 212110 | JASON SMITH                         | BROWARD DAYS 2026                        | 848.00     |
| 02/10/2026 | 212111 | KATZ, JULIE FEINBERG                | UB refund for account: 51572             | 143.84     |
| 02/10/2026 | 212112 | LAMONT, MARGUERITE                  | UB refund for account: 06130             | 4.52       |
| 02/10/2026 | 212113 | LANDSCAPE SERVICE PROFESSIONALS LLC | FY26 CITYWIDE MOWING - GROUP B JANUARY 2 | 16,934.00  |
| 02/10/2026 | 212114 | LISA MALLOZZI                       | FLC 2026 LEGISLATIVE ACTION DAYS         | 544.54     |
| 02/10/2026 | 212115 | NEW CASTLE REALTY                   | UB refund for account: 11748             | 35.27      |
| 02/10/2026 | 212116 | OCCUPATIONAL HEALTH CTRS OF SW P.A. | HEP A, B AND 1ST INJECTIO - CRAWFORD, JA | 368.00     |
| 02/10/2026 | 212117 | PIERRE-ANTOINE, PHILIPPE            | UB refund for account: 42145             | 1.57       |
| 02/10/2026 | 212118 | POLYDYNE, INC.                      | CLARIFLOC SE-1385C POLYMER 2300 LB TOTE  | 8,740.00   |
| 02/10/2026 | 212119 | POOL CONSTRUCTION INC               | POOL BOND REFUND - POOL CONSTRUCTION INC | 1,000.00   |
| 02/10/2026 | 212120 | RENEE WILSON                        | OUT-OF-NETWORK MEDICAL EXP REIMBURSEMENT | 23.49      |
| 02/10/2026 | 212121 | RV TRAINING LLC                     | UB refund for account: 55130             | 48.82      |
| 02/10/2026 | 212122 | SABRIAN PROPERTIES LLC              | UB refund for account: 54400             | 109.10     |
| 02/10/2026 | 212123 | SALON LLC, C & I                    | UB refund for account: 16070             | 20.09      |
| 02/10/2026 | 212124 | SITEONE LANDSCAPE SUPPLY HOLDING LL | FOURPLAY LIQUID SURFACTANT               | 8,415.19   |
| 02/10/2026 | 212125 | SOBRINO, MARCELO                    | UB refund for account: 49849             | 31.55      |
| 02/10/2026 | 212126 | SUNSHINE STATE ONE CALL OF FL INC.  | MONTHLY ASSESSMENT BILLING - JANUARY 202 | 67.21      |
| 02/10/2026 | 212127 | SUPERIOR MULCH INC                  | PINE BARK MULCH - FLAMINGO WEST PARK - G | 3,850.00   |
| 02/10/2026 | 212128 | TOMAS, HILDA                        | UB refund for account: 13755             | 19.55      |
| 02/10/2026 | 212129 | TRANE U.S. INC                      | REMOTE T-STAT FOR AC                     | 699.02     |
| 02/10/2026 | 212130 | UNITED HEALTHCARE                   | MED SUPP FEBRUARY 2026                   | 1,885.90   |
| 02/10/2026 | 212131 | VITA ITALIAN RESTAURANT             | ADVISORY BOARD CIVIC SCHOLAR RECEPTION   | 814.93     |
| 02/10/2026 | 212132 | WRIGHT NATIONAL FLOOD INSURANCE CO  | FLOOD 10580 STIRLING RD - POLICE STATION | 1,569.00   |
| 02/10/2026 | 212133 | YALKUN, DILSHAT                     | UB refund for account: 50629             | 56.91      |
| 02/27/2026 | 212134 | 24 HOURS, INC                       | JANITORIAL SVCS - PW - CITY HALL - PARK  | 3,346.00   |
| 02/27/2026 | 212135 | ADP, INC.                           | ADP PAYROLL & HR MODULES PROCESSING      | 5,881.13   |
| 02/27/2026 | 212136 | AFLAC                               | AFLAC FEBRUARY 2026                      | 17.31      |
| 02/27/2026 | 212137 | ALL AMERICAN PEST CONTROL OF FLORID | MONTHLY PEST CONTROL OCT 25- SEPT 26     | 265.00     |

| Check Date | Check  | Vendor Name                         | Description                              | Amount     |
|------------|--------|-------------------------------------|--|------------|
| 02/27/2026 | 212138 | ALLIED UNIVERSAL CORP.              | ANNUAL LEASE OF 4 (3,000 GALLON) BLEACH  | 2,400.00   |
| 02/27/2026 | 212139 | ALLSTATE RESOURCE MANAGEMENT, INC   | RETENTION POND MAINTENANCE               | 550.00     |
| 02/27/2026 | 212140 | AMERICAN BUSHIDO INC                | KARATE INSTRUCTOR PAYMENT                | 442.50     |
| 02/27/2026 | 212141 | AMERICAN FIDELITY ASSURANCE         | AF PRODUCT JANUARY 2026                  | 14,184.74  |
| 02/27/2026 | 212142 | AMERICAN FIDELITY ASSURANCE CO      | AF FLEX 10-21-2025                       | 5,415.24   |
| 02/27/2026 | 212143 | AMERICAN WATER CHEMICALS INC.       | MEGAFLUX FE                              | 3,975.00   |
| 02/27/2026 | 212144 | AT&T                                | 831-001-2341-559 TELEPHONE 01/01/2026 -  | 1,436.12   |
| 02/27/2026 | 212145 | AT&T                                | SERVICE 02/01/2026 - 02/28/2026          | 909.50     |
| 02/27/2026 | 212146 | AT&T                                | TELEPHONE 02/04/2026 - 03/03/2026        | 1,062.57   |
| 02/27/2026 | 212147 | AUSTIN THONPSON                     | OCP EXAMINATION RETAKE FEE               | 75.00      |
| 02/27/2026 | 212148 | BEACON ATHLETICS                    | BATTING MAT PRO BASEBALL CLAY W WHITE IN | 1,124.97   |
| 02/27/2026 | 212149 | BLANCO, KLEIDY                      | UB refund for account: 48880             | 1,345.83   |
| 02/27/2026 | 212150 | BRENNTAG MID-SOUTH, INC.            | ANHYDROUS AMMONIA                        | 650.70     |
| 02/27/2026 | 212151 | BRYCE TAGNEY                        | WATER TREATMENT PROGRAMS                 | 70.00      |
| 02/27/2026 | 212152 | BURKHARD'S TRACTOR & EQUIPMENT, INC | PICCO SLIM BAR AND NARROW CHAIN          | 97.51      |
| 02/27/2026 | 212153 | CECILLIA MASI                       | SECURITY DEPOSIT REFUND - CECILLIA MASI  | 50.00      |
| 02/27/2026 | 212154 | CHAMP VA                            | INSURANCE PAID SAME CLAIM TWICE          | 180.00     |
| 02/27/2026 | 212155 | CHRIS SNELLINGS                     | PRORATED FEE FOR MISSED CLASS - LIL STAR | 18.00      |
| 02/27/2026 | 212156 | CITRIN COOPERMAN & COMPANY, LLP     | AUDIT SERVICES FOR FY 25-26              | 10,000.00  |
| 02/27/2026 | 212157 | CITY OF HOLLYWOOD                   | EFFLUENT DISPOSAL SERVICES               | 7,550.72   |
| 02/27/2026 | 212158 | COMMERCIAL ENERGY SPECIALISTS, INC  | 105 MICRON MESH FILTER                   | 107.49     |
| 02/27/2026 | 212159 | CUSTARD, MAISHA                     | UB refund for account: 54300             | 95.60      |
| 02/27/2026 | 212160 | DAVID ARAUJO                        | SECURITY DEPOSIT REFUND - DAVID ARAUJO   | 50.00      |
| 02/27/2026 | 212161 | DENNIS TOBACK                       | COINSURANCE WAS OVERPAID                 | 9.79       |
| 02/27/2026 | 212162 | FERGUSON ENTERPRISES, LLC           | GATE VLV                                 | 2,418.58   |
| 02/27/2026 | 212163 | FERGUSON ENTERPRISES, LLC           | BLND FLG                                 | 836.28     |
| 02/27/2026 | 212164 | FERGUSON ENTERPRISES, LLC           | SAMPLE ROD                               | 307.38     |
| 02/27/2026 | 212165 | FLORIDA POOL FILLS, INC.            | SWIMMING POOL CHEMICALS AT POOL AND TENN | 970.80     |
| 02/27/2026 | 212166 | FLORIDA TECHNICAL CONSULTANTS, LLC  | GIS SERVICES FY 25-26                    | 1,200.00   |
| 02/27/2026 | 212167 | FLORIDA UNEMPLOYMENT COMPENSATION F | UNEMPLOYMENT TAX                         | 4,400.00   |
| 02/27/2026 | 212168 | FLORIDATOURS.COM                    | PBS STUDIOS                              | 750.00     |
| 02/27/2026 | 212169 | GLADNIKOV, ANTON                    | UB refund for account: 46744             | 71.58      |
| 02/27/2026 | 212170 | GOLD STAR GRAPHICS & MAR            | WATER CHLORINATION SIGNS & POSTERS       | 4,850.00   |
| 02/27/2026 | 212171 | GOMEZ & SON FENCE CORP.             | SHFCCSC BB FIELD 4 DOUBLE GATE ENTRANCE  | 40,938.00  |
| 02/27/2026 | 212172 | GRIMES, GARY                        | UB refund for account: 51517             | 529.04     |
| 02/27/2026 | 212173 | HD SUPPLY FACILITIES MAINTENANCE, L | CAN LINERS AND 50' EXTENSION CORD        | 182.67     |
| 02/27/2026 | 212174 | HOOLEY FAMILY MANAGEMENT, INC       | INJECTOR #3423                           | 69.41      |
| 02/27/2026 | 212175 | HUMANA                              | ATTORNEY PAID THIS TRIP                  | 477.85     |
| 02/27/2026 | 212176 | HUMANA INSURANCE CO                 | DENTAL & VISION FEBRUARY 2026            | 9,949.82   |
| 02/27/2026 | 212177 | HYDROCORP, LLC                      | BACKFLOW PREVENTION PROGRAM MANAGEMENT   | 7,070.00 V |
| 02/27/2026 | 212178 | IMPERIAL ELECTRICAL INC             | STREETLIGHT REPAIR - PALM AVE & 52ND ST  | 21,429.64  |
| 02/27/2026 | 212179 | INFOSEND, INC.                      | PAPER STOCK - JANUARY 2026               | 4,258.99   |
| 02/27/2026 | 212180 | KIMBERLY RODRIGUEZ                  | SECURITY DEPOSIT REFUND - KIMBERLY RODRI | 50.00      |
| 02/27/2026 | 212181 | KW POWER SYSTEMS, CORP              | SENSOR, WIRING HARNESS, ETC.             | 3,500.00   |
| 02/27/2026 | 212182 | LIFE INSURANCE COMPANY OF NORTH AME | LIFE & DISABILITY FEBRUARY 2026          | 4,172.13   |
| 02/27/2026 | 212183 | LIGHT ER UP, LLC                    | HOLIDAY DECORATIVE LIGHTS FOR LIGHT UP E | 18,750.00  |
| 02/27/2026 | 212184 | MASSACHUSETTS MUTUAL LIFE           | FARRELL LIFE MARCH 2026                  | 29.12      |
| 02/27/2026 | 212185 | MATHESON TRI-GAS INC.               | CYLINDER RENTAL                          | 1,451.54   |
| 02/27/2026 | 212186 | MIAMI TIRESOLES                     | WRANGLER WORKHORSE                       | 1,018.00   |
| 02/27/2026 | 212187 | MILFORD, A                          | UB refund for account: 00634             | 41.10      |
| 02/27/2026 | 212188 | MOCK, AMANDA                        | UB refund for account: 52517             | 43.53      |
| 02/27/2026 | 212189 | NALCO COMPANY, LLC.                 | PERMACLEAN PC-77 MEMBRANE CLEANER        | 7,056.00   |
| 02/27/2026 | 212190 | NILES, JEAN                         | UB refund for account: 52968             | 86.23      |
| 02/27/2026 | 212191 | NORA MEGNA                          | POOL BOND REFUND - NORA MEGNA            | 1,000.00   |
| 02/27/2026 | 212192 | O'REILLY AUTOMOTIVE STORES, INC     | ADAPTER # 9436                           | 415.21     |

| Check Date | Check  | Vendor Name                         | Description                              | Amount     |
|------------|--------|-------------------------------------|--|------------|
| 02/27/2026 | 212193 | OCCUPATIONAL HEALTH CTRS OF SW P.A. | RAPID E-CUP AND PRE-EMPLOYMENT SERVICE - | 47.00      |
| 02/27/2026 | 212194 | OFFICE DEPOT                        | PAPER                                    | 113.18     |
| 02/27/2026 | 212195 | OHANA, ALICE                        | UB refund for account: 54338             | 76.05      |
| 02/27/2026 | 212196 | PEREZ GOMEZ, REYNEL                 | UB refund for account: 52516             | 9.30       |
| 02/27/2026 | 212197 | PINES FORD LINCOLN MERCURY          | CONTROL UNIT VEH# 3376                   | 535.88     |
| 02/27/2026 | 212198 | PLAYCORE WISCONSIN, INC.            | PLAYGROUND EQUIPMENT FOR ELLIE KOZAK PAR | 249,990.11 |
| 02/27/2026 | 212199 | PREFERRED IDENTITY PLAN, INC        | ID WORKS FEBRUARY 2026                   | 147.00     |
| 02/27/2026 | 212200 | RB SERVICE CORPORATION OF SOUTH FLO | WELDING SERVICES                         | 1,500.00   |
| 02/27/2026 | 212201 | RICE PUMP & MOTOR REPAIR, INC.      | BALDOR AND RING                          | 1,249.00   |
| 02/27/2026 | 212202 | RICHARD G. COKER, JR., P.A.         | BUCKET TRUCK RENTAL AGREEMENT            | 937.50     |
| 02/27/2026 | 212203 | RINGCENTRAL, INC.                   | SUBSCRIPTION - FEBRUARY 2026             | 2,099.95   |
| 02/27/2026 | 212204 | RMPK FUNDING                        | GRANT CONSULTING                         | 2,500.00   |
| 02/27/2026 | 212205 | SHENANDOAH GENERAL CONSTRUCTION, CO | REPAIR DRAINAGE PIPE BETWEEN 11701 SW 57 | 16,048.20  |
| 02/27/2026 | 212206 | SHI INTERNATIONAL CORP.             | APPLE LAPTOP FOR COMMUNICATION GENERALIS | 309.92     |
| 02/27/2026 | 212207 | SHOSHAN, ASSAF BEN                  | UB refund for account: 52226             | 52.63      |
| 02/27/2026 | 212208 | SITEONE LANDSCAPE SUPPLY HOLDING LL | BASF FINALE HERBICIDE LIQUID             | 2,642.04   |
| 02/27/2026 | 212209 | STAN WEAVER COMPANY INC             | REPLACE OUTSIDE AIR SUPPLY FANS - PD     | 8,595.00   |
| 02/27/2026 | 212210 | STAR CLEANING USA, INC.             | MONTHLY STREET SWEEPING - PARKING LOT SW | 2,350.11   |
| 02/27/2026 | 212211 | STATE INDUSTRIAL PRODUCTS           | ORANGE BUOY                              | 2,782.19   |
| 02/27/2026 | 212212 | SUNBELT RENTALS                     | STUMP GRINDER                            | 780.00     |
| 02/27/2026 | 212213 | SUNSHINE STATE ONE CALL OF FL INC.  | MONTHLY ASSESSMENT BILLING FY2025-2026   | 156.37     |
| 02/27/2026 | 212214 | SUPERIOR MULCH INC                  | RE-DELIVERY FEES                         | 1,320.00   |
| 02/27/2026 | 212215 | SYSCO SOUTH FLORIDA                 | APPLES, BANANAS, JUICE - SENIOR EXPO     | 1,639.15   |
| 02/27/2026 | 212216 | TEXAS LIFE INSURANCE COMPANY        | FEBRUARY 2026                            | 790.51     |
| 02/27/2026 | 212217 | THE LEGAL PLAN, INC                 | LEGAL FEBRUARY 2026                      | 279.00     |
| 02/27/2026 | 212218 | THE PARTS HOUSE                     | AIR CLEANER # 9415                       | 3,218.21   |
| 02/27/2026 | 212219 | TOSHIBA FINANCIAL SERVICES          | TOSHIBA COPIER COMMUNITY CENTER 02/10/20 | 197.81     |
| 02/27/2026 | 212220 | TOSHIBA FINANCIAL SERVICES          | TOSHIBA COPIER CITY HALL ADMIN 02/10/26  | 684.41     |
| 02/27/2026 | 212221 | TRANE U.S. INC                      | R410A REFRIGERANT - FREON FOR UNIT #1 BS | 906.28     |
| 02/27/2026 | 212222 | ULINE                               | CABLE TIES                               | 1,215.58   |
| 02/27/2026 | 212223 | UNIVAR SOLUTIONS USA                | HYDROCHLORIC ACID                        | 590.00     |
| 02/27/2026 | 212224 | USA BLUE BOOK                       | PROSAMPLE PM PORTABLE SAMPLER            | 4,257.13   |
| 02/27/2026 | 212225 | VERIZON WIRELESS                    | DATA PLANS ON TABLETS & HOTSPOTS         | 2,136.08   |
| 02/27/2026 | 212226 | WHEELBRATOR SOUTH BROWARD INC.      | BULK                                     | 89,490.45  |
| 02/27/2026 | 212227 | WITT O BRIENS LLC                   | ARPA   PROFESSIONAL SERVICES - FEDERAL A | 1,137.50   |
| 02/27/2026 | 212228 | WM RECYCLE AMERICA, LLC             | NET BALANCE DUE FOR RECYCLING - JANUARY  | 23,581.39  |
| 03/06/2026 | 212229 | ADP SCREENING AND SELECTION SERVICE | BACKGROUND CHECK - PRICE, EVERETT        | 44.00      |
| 03/06/2026 | 212230 | AFLAC                               | AFLAC MARCH 2026                         | 17.31      |
| 03/06/2026 | 212231 | CAMERON, CHRIS & KARI               | UB refund for account: 22541             | 36.94      |
| 03/06/2026 | 212232 | COOPER, CHRISTOPHER & KATRINA       | UB refund for account: 46827             | 111.60     |
| 03/06/2026 | 212233 | FEDERAL EXPRESS                     | ANSERV LAB AT UNIV OF FLORIDA - SOIL TES | 29.20      |
| 03/06/2026 | 212234 | FERGUSON ENTERPRISES, LLC           | PROTEIN MATRIX                           | 7,487.96   |
| 03/06/2026 | 212235 | FLORIDA LAND TR NO 2025-MAY 30      | UB refund for account: 55182             | 56.14      |
| 03/06/2026 | 212236 | HARRIS, MARKISHA VIOLA              | UB refund for account: 53750             | 5.19       |
| 03/06/2026 | 212237 | HD SUPPLY FACILITIES MAINTENANCE, L | ANGEL SOFT BATH TISSUE                   | 195.20     |
| 03/06/2026 | 212238 | HYDROCORP, LLC                      | BACKFLOW PREVENTION PROGRAM MANAGEMENT   | 6,930.00   |
| 03/06/2026 | 212239 | IWORQ SYSTEMS                       | ANNUAL SUBSCRIPTION FY26                 | 16,220.00  |
| 03/06/2026 | 212240 | LANDSCAPE SERVICE PROFESSIONALS LLC | FY26 CITYWIDE MOWING - GROUP B FEBRUARY  | 16,934.00  |
| 03/06/2026 | 212241 | LIFE INSURANCE COMPANY OF NORTH AME | LIFE & DISABILITY MARCH 2026             | 4,121.99   |
| 03/06/2026 | 212242 | NEXTAFF GROUP, LLC                  | SCHOOL GUARD CROSSING SERVICES           | 4,901.60   |
| 03/06/2026 | 212243 | NEXTAFF GROUP, LLC                  | SCHOOL GUARD CROSSING SERVICES           | 3,832.16   |
| 03/06/2026 | 212244 | NEXTAFF GROUP, LLC                  | SCHOOL GUARD CROSSING SERVICES           | 4,790.20   |
| 03/06/2026 | 212245 | NEXTAFF GROUP, LLC                  | SCHOOL GUARD CROSSING SERVICES           | 3,832.16   |
| 03/06/2026 | 212246 | O'REILLY AUTOMOTIVE STORES, INC     | V-BELT VEH# 718                          | 76.14      |
| 03/06/2026 | 212247 | OFFICE DEPOT                        | FILE STORAGE BOXES                       | 25.10      |

| Check Date | Check  | Vendor Name                         | Description                              | Amount     |
|------------|--------|-------------------------------------|--|------------|
| 03/06/2026 | 212248 | SITEONE LANDSCAPE SUPPLY HOLDING LL | SURVEY TRIPOD & 16 FT GRADE ROD KIT      | 1,688.95   |
| 03/06/2026 | 212249 | SOUTH FLORIDA DOCK & SEAWALL INC    | SEAWALL REPAIR 5096 SW 88 TERRACE        | 15,500.00  |
| 03/06/2026 | 212250 | STAR-SEAL OF FLORIDA, INC.          | BAKER ACRYLIC AND CRACKFILLER            | 1,795.00   |
| 03/06/2026 | 212251 | THE PARTS HOUSE                     | AIR FILTER                               | 263.29     |
| 03/06/2026 | 212252 | UNITED HEALTHCARE                   | MED SUPP MARCH 2026                      | 5,109.75   |
| 03/06/2026 | 212253 | VETTED SECURITY SOLUTIONS           | MAINTENANCE / SERVICE   CITY CAMERAS, LP | 465.00     |
| 03/06/2026 | 212254 | VETTED SECURITY SOLUTIONS           | MAINTENANCE / SERVICE   CITY CAMERAS, LP | 387.50     |
| 03/06/2026 | 212255 | VETTED SECURITY SOLUTIONS           | MAINTENANCE / SERVICE   CITY CAMERAS, LP | 535.00     |
| 03/06/2026 | 212256 | VETTED SECURITY SOLUTIONS           | MAINTENANCE / SERVICE   CITY CAMERAS, LP | 465.00     |
| 03/06/2026 | 212257 | WRIGHT NATIONAL FLOOD INSURANCE CO  | FLOOD INSURANCE RENEWAL - PW             | 1,712.00   |
| 03/06/2026 | 212258 | YOUNG PA, LORENE SEELER             | UB refund for account: 41659             | 102.50     |
| 03/27/2026 | 212259 | 10188 SW 53 CT, LLC                 | UB refund for account: 55008             | 29.92      |
| 03/27/2026 | 212260 | 24 HOURS, INC                       | CITYWIDE JANITORIAL SERVICES FY 25-26    | 5,813.00   |
| 03/27/2026 | 212261 | 4120 FERN FOREST ROAD LAND TR       | UB refund for account: 55033             | 60.39      |
| 03/27/2026 | 212262 | 6591 RANCHES LLC                    | UB refund for account: 54893             | 33.98      |
| 03/27/2026 | 212263 | ABOVE ALL GARAGE DOORS OF SOUTH FL  | SERVICE CALL                             | 231.85     |
| 03/27/2026 | 212264 | ADP, INC.                           | ADP PAYROLL AND HR MODULES PROCESSING    | 4,591.90   |
| 03/27/2026 | 212265 | AETNA                               | RTR LAW PAID COINSURANCE AFTER REFUND SE | 179.00     |
| 03/27/2026 | 212266 | AFLAC                               | AFLAC MARCH 2026                         | 17.31      |
| 03/27/2026 | 212267 | AGUIRRE, GIOCONDA & RITA            | UB refund for account: 24317             | 94.31      |
| 03/27/2026 | 212268 | ALL AMERICAN PEST CONTROL OF FLORID | MONTHLY PEST CONTROL OCT 25- SEPT 26     | 265.00     |
| 03/27/2026 | 212269 | ALL WEBBS ENTERPRISES, INC.         | MECHANICAL INTEGRITY TESTING OF CLASS I  | 63,000.00  |
| 03/27/2026 | 212270 | ALLIED UNIVERSAL CORP.              | SODIUM HYPOCHLORITE BULK                 | 15,972.52  |
| 03/27/2026 | 212271 | AMERICAN BUSHIDO INC                | KARATE INSTRUCTOR PAYMENT                | 532.50     |
| 03/27/2026 | 212272 | AMERICAN FIDELITY ASSURANCE         | AF PRODUCT MARCH 2026                    | 6,999.39   |
| 03/27/2026 | 212273 | AMERICAN FIDELITY ASSURANCE CO      | AF FLEX 03-10-2026                       | 2,707.62   |
| 03/27/2026 | 212274 | AMERICAN WATER CHEMICALS INC.       | MEGAFLUX FE                              | 7,950.00   |
| 03/27/2026 | 212275 | ANTHONY BIANCO                      | COINSURANCE WAS OVERPAID                 | 130.00     |
| 03/27/2026 | 212276 | ARTHUR III, JOHN ALAN               | UB refund for account: 53775             | 102.47     |
| 03/27/2026 | 212277 | AT&T                                | SERVICE 03/04/2026 - 04/03/2026          | 939.47     |
| 03/27/2026 | 212278 | AT&T                                | TELEPHONE 03/04/2026 - 04/03/2026        | 1,062.70   |
| 03/27/2026 | 212279 | AT&T WIRELESS                       | TELEPHONE 02/20/2026 - 03/19/2026        | 159.48     |
| 03/27/2026 | 212280 | AZAR, LEANDRO & VEGA, LUISA         | UB refund for account: 47484             | 124.85     |
| 03/27/2026 | 212281 | BRENTAG MID-SOUTH, INC.             | ANHYDROUS AMMONIA                        | 884.95     |
| 03/27/2026 | 212282 | BROWARD CO BOARD OF RULES & APPEALS | COUNTY SURCHARGE JANUARY 2026            | 1,605.20   |
| 03/27/2026 | 212283 | BROWARD CO BOARD OF RULES & APPEALS | COUNTY SURCHARGE DECEMBER 2025           | 1,549.00   |
| 03/27/2026 | 212284 | BROWARD COUNTY RECORDS              | FEBRUARY RECORDINGS                      | 312.50     |
| 03/27/2026 | 212285 | BROWARD SHERIFF'S EXPLORERS         | DISBURSE EXPLORERS BUDGET TO EXPLORERS   | 10,000.00  |
| 03/27/2026 | 212286 | BSN SPORTS                          | CCO FUA - 15' PLAYERS BENCHES            | 9,095.13   |
| 03/27/2026 | 212287 | BURKHARD'S TRACTOR & EQUIPMENT, INC | COUPLRS                                  | 145.19     |
| 03/27/2026 | 212288 | CAIAZZA, JESSICA D                  | UB refund for account: 54307             | 102.04     |
| 03/27/2026 | 212289 | CALVO, DANIEL A                     | UB refund for account: 53957             | 13.64      |
| 03/27/2026 | 212290 | CARASOFT TECHNOLOGY CORPORATION     | ACCELA AND EPERMITHUB SAAS               | 30,978.06  |
| 03/27/2026 | 212291 | CITRIN COOPERMAN & COMPANY, LLP     | AUDIT SERVICES FOR FY 25-26              | 22,000.00  |
| 03/27/2026 | 212292 | CLASSIC CONTROLS INC.               | RADAR, SENSOR, ETC.                      | 2,607.27   |
| 03/27/2026 | 212293 | CLAUDIA YANEZ                       | YOGA INSTRUCTOR PAYMENT                  | 200.00     |
| 03/27/2026 | 212294 | COLEY, DEBRA                        | UB refund for account: 54837             | 78.68      |
| 03/27/2026 | 212295 | DEL CAMPO, FRANK & MARIE            | UB refund for account: 45316             | 26.89      |
| 03/27/2026 | 212296 | EDDIE C. BEECHER                    | PROFESSIONAL SERVICES - RISK MANAGEMENT  | 4,387.50   |
| 03/27/2026 | 212297 | EDWARD D JONES & CO                 | UB refund for account: 24307             | 90.82      |
| 03/27/2026 | 212298 | EPSTEIN, JOEL MAYER                 | UB refund for account: 54501             | 50.02      |
| 03/27/2026 | 212299 | EVERGLADES EQUIPMENT GROUP          | BUFFALO TURBINE BLITZ STAND ON RIDING BL | 16,551.00  |
| 03/27/2026 | 212300 | FAST-DRY COURTS, INC.               | NEIGHBORHOOD PARKS COURT(S) PRESSURE CLE | 5,724.04   |
| 03/27/2026 | 212301 | FEDERAL EXPRESS                     | WARRANTY REPLACEMENT SHIPPING            | 5.93       |
| 03/27/2026 | 212302 | FLORIDA MUNICIPAL INSURANCE TRUST   | THIRD INSTALLMENT 25/26                  | 363,438.75 |

| Check Date | Check  | Vendor Name                         | Description                              | Amount    |
|------------|--------|-------------------------------------|--|-----------|
| 03/27/2026 | 212303 | FLORIDA POOL FILLS, INC.            | SWIMMING POOL CHEMICALS AT POOL AND TENN | 713.70    |
| 03/27/2026 | 212304 | FTR LTD                             | FTR CLOUD BUNDLES - PREMIUM GOLD SUPPORT | 4,086.00  |
| 03/27/2026 | 212305 | GERALDINE BIANCO                    | COINSURANCE WAS OVERPAID                 | 70.00     |
| 03/27/2026 | 212306 | GLORIA CHIN                         | RESPONSIBLE PARTY PAID AND INSURANCE PAI | 110.81    |
| 03/27/2026 | 212307 | GOLD STAR GRAPHICS & MAR            | UMBRELLA AND SHOPPING BAG                | 1,143.00  |
| 03/27/2026 | 212308 | GOMEZ & SON FENCE CORP.             | NEIGHBORHOOD PARK(S) RANCH STYLE PVC FEN | 538.00    |
| 03/27/2026 | 212309 | GUTIERREZ, ALEXANDER                | UB refund for account: 14505             | 0.20      |
| 03/27/2026 | 212310 | H.S. WHITE CORPORATION              | FULL FACE GASKET                         | 407.00    |
| 03/27/2026 | 212311 | HARRINGTON INDUSTRIAL PLASTICS LLC  | HOSE SPA-FLEX                            | 1,427.39  |
| 03/27/2026 | 212312 | HARRINGTON, RICHARD                 | UB refund for account: 11744             | 71.58     |
| 03/27/2026 | 212313 | HD SUPPLY FACILITIES MAINTENANCE, L | DSPNSR                                   | 2,296.82  |
| 03/27/2026 | 212314 | HG2 EMERGENCY LIGHTING SOUTH FLORID | BUNDLE PACKAGE # 3478                    | 2,495.00  |
| 03/27/2026 | 212315 | HOPPER, KAREN                       | UB refund for account: 40969             | 400.82    |
| 03/27/2026 | 212316 | HORACIO AYALA RIVERA                | LICENSE APPLICATION AND EXAMINATION FEE  | 200.00    |
| 03/27/2026 | 212317 | HUDSON PUMP & EQUIPMENT ASSOC., INC | PUMP                                     | 975.00    |
| 03/27/2026 | 212318 | HUMANA INSURANCE CO                 | DENTAL & VISION MARCH 2026               | 10,270.10 |
| 03/27/2026 | 212319 | HYDRA SERVICE (S), INC              | DOME, VALVE, ETC.                        | 4,988.00  |
| 03/27/2026 | 212320 | HYDROCORP, LLC                      | BACKFLOW PREVENTION PROGRAM MANAGEMENT   | 5,950.00  |
| 03/27/2026 | 212321 | IMPERIAL ELECTRICAL INC             | STREET & SPORT FIELD LIGHTING REPAIR SER | 11,411.25 |
| 03/27/2026 | 212322 | INFOSEND, INC.                      | PAPER STOCK - FEBRUARY 2026              | 4,223.32  |
| 03/27/2026 | 212323 | INSIGHT PUBLIC SECTOR               | Q-12415-2 BILL LIPS PARK WATER TRTM      | 59,462.50 |
| 03/27/2026 | 212324 | ISLAND OUTDOOR MANAGEMENT           | FIREWORK DISPLAY FOR FOUNDER'S DAY EVENT | 12,000.00 |
| 03/27/2026 | 212325 | JAMES CURRAN                        | OUT OF NETWORK MEDICAL EXP REIMBURSEMENT | 183.20    |
| 03/27/2026 | 212326 | JOHNSTON, STEPHEN & LAUREN          | UB refund for account: 25027             | 0.47      |
| 03/27/2026 | 212327 | JUDITH TAVAREZ                      | LBTR APPLICATION 26-00005909 - JUDITH TA | 190.00    |
| 03/27/2026 | 212328 | KEMIRA WATER SOLUTIONS, INC.        | LIQUID FERROUS AND FERRIC SULFATE BLEND  | 7,126.58  |
| 03/27/2026 | 212329 | LANDSCAPE SERVICE PROFESSIONALS LLC | FY26 CITYWIDE MOWING & PRUNING - GROUP B | 5,381.00  |
| 03/27/2026 | 212330 | LEITE, ALESSANDRO & JULIANA         | UB refund for account: 51262             | 15.87     |
| 03/27/2026 | 212331 | MATHESON TRI-GAS INC.               | CYLINDER RENTAL                          | 747.96    |
| 03/27/2026 | 212332 | MERRIAM, SCOTT                      | UB refund for account: 55307             | 580.82    |
| 03/27/2026 | 212333 | MIAMI TIRESOLES                     | GRABBER HD 2457517                       | 860.06    |
| 03/27/2026 | 212334 | MILIAN CAPITAL LLC                  | UB refund for account: 55245             | 32.99     |
| 03/27/2026 | 212335 | MORGAN MCKINLEY FLYNN               | AMERICAN RED CROSS LIFEGUARD RECERTIFICA | 713.18    |
| 03/27/2026 | 212336 | NALCO COMPANY, LLC.                 | PERMACLEAN PC-77 MEMBRANE CLEANER        | 7,056.00  |
| 03/27/2026 | 212337 | NATIONAL CENTER FOR SAFETY INITIATI | BACKGROUND CHECK - PRICE III, EVERETT DA | 18.50     |
| 03/27/2026 | 212338 | NATIONAL DEALER SUPPLIES, INC.      | BANDIT PRO-FORCE 24" SURFACE CLEANERS (2 | 1,250.00  |
| 03/27/2026 | 212339 | NEXT PINNACLE SIGNS LLC             | UB refund for account: 52511             | 49.75     |
| 03/27/2026 | 212340 | NEXTAFF GROUP, LLC                  | SCHOOL GUARD CROSSING SERVICES           | 8,666.92  |
| 03/27/2026 | 212341 | NEXTAFF GROUP, LLC                  | SCHOOL GUARD CROSSING SERVICES           | 4,812.48  |
| 03/27/2026 | 212342 | NEXTAFF GROUP, LLC                  | SCHOOL GUARD CROSSING SERVICES           | 4,812.48  |
| 03/27/2026 | 212343 | NORAT II, RICHARD NARCISO VEGA      | UB refund for account: 53477             | 94.37     |
| 03/27/2026 | 212344 | O'REILLY AUTOMOTIVE STORES, INC     | BATTERY # 9354                           | 337.59    |
| 03/27/2026 | 212345 | OCCUPATIONAL HEALTH CTRS OF SW P.A. | RAPID E-CUP AND PRE-EMPLOYMENT SERVICE - | 94.00     |
| 03/27/2026 | 212346 | OCHOA, RICARDO                      | UB refund for account: 47417             | 0.45      |
| 03/27/2026 | 212347 | OFFICE DEPOT                        | DESK PAD CALENDAR, PAPER                 | 51.84     |
| 03/27/2026 | 212348 | ON THE SPOT SOLUTIONS LLC           | ONCE A MONTH DEEP CLEANING OF POOL & TEN | 500.00    |
| 03/27/2026 | 212349 | OTIS ELEVATOR COMPANY               | MAINTENANCE SERVICE 03/01/2026 - 05/31/2 | 1,030.14  |
| 03/27/2026 | 212350 | PEDRAZA, NANCY & GUILLERMO          | UB refund for account: 28963             | 45.16     |
| 03/27/2026 | 212351 | PETERSEN INDUSTRIES, INC            | BUCKET CYLINDER                          | 4,268.70  |
| 03/27/2026 | 212352 | POLLARDWATER                        | TESTER                                   | 2,861.55  |
| 03/27/2026 | 212353 | PREFERRED IDENTITY PLAN, INC        | ID WORKS MARCH 2026                      | 140.00    |
| 03/27/2026 | 212354 | QUINN ASSOCIATED GROUP INC          | HEATERS                                  | 2,645.00  |
| 03/27/2026 | 212355 | RB SERVICE CORPORATION OF SOUTH FLO | WELDING PROJECT                          | 1,850.00  |
| 03/27/2026 | 212356 | REESE, CYNTHIA JANE                 | UB refund for account: 26334             | 28.70     |
| 03/27/2026 | 212357 | RELADYNE FLORIDA, LLC               | DRY RADIAS                               | 746.73    |

| Check Date | Check  | Vendor Name                         | Description                              | Amount    |
|------------|--------|-------------------------------------|--|-----------|
| 03/27/2026 | 212358 | RINGCENTRAL, INC.                   | SUBSCRIPTION - MARCH 2026                | 2,099.95  |
| 03/27/2026 | 212359 | ROCKBEAT PRODUCTIONS                | SOUND SYSTEM FOR FOUNDER'S DAY           | 4,800.00  |
| 03/27/2026 | 212360 | ROSENBERG, PAUL & HOLLY             | UB refund for account: 47405             | 3.80      |
| 03/27/2026 | 212361 | RUTH FREESTON                       | RUTH FREESTON/OUT-OF-NETWORK MEDICAL EXP | 220.50    |
| 03/27/2026 | 212362 | SCHOOL BOARD OF BROWARD COUNTY      | CAMP TRANSPORTATION                      | 2,838.00  |
| 03/27/2026 | 212363 | SELVARAJU, AKILAN                   | UB refund for account: 51331             | 8.61      |
| 03/27/2026 | 212364 | SEMINOLE TRIBE OF FLORIDA           | SELF-FUNDED HEALTH PLAN, REFUND FOR MEDI | 374.51    |
| 03/27/2026 | 212365 | SERGIO & KRISTINA SANTOS            | POOL BOND REFUND - SERGIO & KRISTINA SAN | 1,000.00  |
| 03/27/2026 | 212366 | SHRED-IT MIAMI                      | SHRED EVENT ON-SITE 01/31/2026           | 1,050.00  |
| 03/27/2026 | 212367 | SITEONE LANDSCAPE SUPPLY HOLDING LL | MANUAL PUMP AND WIRE CONNECTOR           | 1,710.14  |
| 03/27/2026 | 212368 | SNAPOLOGY OF WEST BROWARD           | INSTRUCTOR PAYMENT                       | 352.50    |
| 03/27/2026 | 212369 | ST MARK CATHOLIC CHURCH CARNIVAL    | UB refund for account: 55484             | 1,095.76  |
| 03/27/2026 | 212370 | STAR CLEANING USA, INC.             | STREETS SWEEPING                         | 910.11    |
| 03/27/2026 | 212371 | STROBES-R-US                        | STROBE LIGHTS #2449                      | 2,084.07  |
| 03/27/2026 | 212372 | SUNSHINE STATE ONE CALL OF FL INC.  | MONTHLY ASSESSMENT BILLING FY2025-2026   | 223.58    |
| 03/27/2026 | 212373 | TAURASO, MICHELLE L                 | UB refund for account: 54358             | 41.06     |
| 03/27/2026 | 212374 | TD BANK                             | ANNUAL MAINTENANCE FEE                   | 4,000.00  |
| 03/27/2026 | 212375 | TEXAS LIFE INSURANCE COMPANY        | MARCH 2026                               | 790.51    |
| 03/27/2026 | 212376 | TEXT MY GOV                         | CITIZEN ENGAGEMENT PLATFORM              | 7,750.00  |
| 03/27/2026 | 212377 | THE LEGAL PLAN, INC                 | LEGAL MARCH 2026                         | 265.05    |
| 03/27/2026 | 212378 | THE PARTS HOUSE                     | RADIATOR                                 | 504.90    |
| 03/27/2026 | 212379 | THE SHERWIN-WILLIAMS CO.            | SLIP RESISTANT COATING                   | 53.85     |
| 03/27/2026 | 212380 | TOSHIBA FINANCIAL SERVICES          | TOSHIBA COPIER BUILDING 02/10/2026 - 03/ | 1,931.26  |
| 03/27/2026 | 212381 | TRANE U.S. INC                      | R410A 25LBS REFRIGERANT                  | 1,302.72  |
| 03/27/2026 | 212382 | TRANSPORTATION SOLUTIONS & LIGHTING | TRAFFIC CALMING PILOT PROGRAM - 8 SPEED  | 28,351.00 |
| 03/27/2026 | 212383 | ULINE                               | 55 GAL 1.4 MIL DRAWSTRING LINERS         | 1,474.90  |
| 03/27/2026 | 212384 | UNITED HEALTHCARE                   | MED SUPP MARCH 2026                      | 2,243.20  |
| 03/27/2026 | 212385 | UNIVAR SOLUTIONS USA                | VERSENE                                  | 1,870.20  |
| 03/27/2026 | 212386 | VERIZON WIRELESS                    | DATA PLANS ON TABLETS & HOTSPOTS         | 2,097.33  |
| 03/27/2026 | 212387 | VETTED SECURITY SOLUTIONS           | MAINTENANCE / SERVICE   CITY CAMERAS, LP | 465.00    |
| 03/27/2026 | 212388 | WACO FILTERS CORPORATION            | CARTRIDGE FILTERS                        | 24,360.00 |
| 03/27/2026 | 212389 | WALTER BERNAL                       | CALINBRATION CERTIFICATES                | 3,600.00  |
| 03/27/2026 | 212390 | WASHINGTON, JAMES                   | UB refund for account: 08415             | 141.87    |
| 03/27/2026 | 212391 | WHEELABRATOR SOUTH BROWARD INC.     | RESIDENTIAL COUNTY                       | 77,539.14 |
| 03/27/2026 | 212392 | WILHELM ZIMMERMAN                   | UTILITIES CAMERA REPAIR                  | 1,050.00  |
| 03/27/2026 | 212393 | WITT O BRIENS LLC                   | ARPA   PROFESSIONAL SERVICES - FEDERAL A | 225.00    |
| 03/27/2026 | 212394 | WM RECYCLE AMERICA, LLC             | NET BALANCE DUE FOR RECYCLING - FEBRUARY | 17,534.89 |
| 03/27/2026 | 212395 | ZEA, JOSE                           | UB refund for account: 53002             | 450.00    |
| 03/27/2026 | 212396 | ZUCKER, STEVEN                      | UB refund for account: 43289             | 58.78     |

00004 TOTALS:

|                                    |                     |
|------------------------------------|---------------------|
| Total of 314 Checks:               | 1,967,747.42        |
| Less 3 Void Checks:                | 24,174.95           |
| <b>Total of 311 Disbursements:</b> | <b>1,943,572.47</b> |

REPORT TOTALS:

|                                     |                     |
|-------------------------------------|---------------------|
| Total of 1184 Checks:               | 6,713,638.05        |
| Less 12 Void Checks:                | 48,217.83           |
| <b>Total of 1172 Disbursements:</b> | <b>6,665,420.22</b> |

## Revenue Forecast Model

| <u>Revenue Source</u>      | <u>FY 26 Budget</u> | <u>FY 26 Projection</u> | <u>Delta</u>       |
|----------------------------|---------------------|-------------------------|--------------------|
| Ad Valorem Taxes           | \$26,302,648        | \$26,533,606            | \$ 230,957.87      |
| Fire Assesment Fee         | \$6,797,419         | \$6,765,608             | \$ (31,811.20)     |
| Utility Tax                | \$ 3,095,420.00     | \$ 3,196,711.87         | \$ 101,291.87      |
| Franchise Fee FPL          | \$ 2,016,231.00     | \$ 2,147,049.80         | \$ 130,818.80      |
| New Local Option Fuel Tax  | \$ 239,390.00       | \$ 232,019.00           | \$ (7,371.00)      |
| Local Option Fuel ax       | \$ 341,454.00       | \$ 330,078.79           | \$ (11,375.21)     |
| Half Cent Sales Tax        | \$ 2,786,745.00     | \$ 2,663,447.89         | \$ (123,297.11)    |
| Revenue Sharing            | \$ 1,665,981.00     | \$ 1,706,455.73         | \$ 40,474.73       |
| BSO EMS                    | \$ 873,638.00       | \$ 815,021.39           | \$ (58,616.61)     |
| Transfers In               | \$ 3,442,725.00     | \$ 3,442,725.00         | \$ -               |
| Interest income            | \$ 1,800,000.00     | \$ 1,758,774.33         | \$ (41,225.67)     |
| Local Business Tax         | \$ 535,000.00       | \$ 549,974.33           | \$ 14,974.33       |
| Passport Application Fees  | \$ 200,000.00       | \$ 222,253.19           | \$ 22,253.19       |
| Misc Smaller Items         | \$ 3,116,398.00     | \$ 3,116,398.00         | \$ -               |
| Communication Service Tax  | \$ 813,924.00       | \$ 817,147.32           | \$ 3,223.32        |
| Solid Waste Franchise Fees | \$ 656,000.00       | \$ 645,731.60           | \$ (10,268.40)     |
| <b>Total General Fund</b>  | <b>\$54,682,973</b> | <b>\$54,943,002</b>     | <b>\$260,029</b>   |
| Stormwater                 | \$ 709,283.00       | \$ 659,291.32           | \$ (49,991.68)     |
| Water                      | \$ 6,929,236.00     | \$ 7,507,112.91         | \$ 577,876.91      |
| Wastewater                 | \$ 8,198,324.00     | \$ 9,019,715.11         | \$ 821,391.11      |
|                            |                     |                         |                    |
|                            | <b>\$70,519,816</b> | <b>\$72,129,121</b>     | <b>\$1,609,305</b> |
|                            |                     |                         |                    |
|                            |                     |                         |                    |

### Utility Fees-Electricity

|     | Actual        | Actual        | Budgeted     | Average     |        |
|-----|---------------|---------------|--------------|-------------|--------|
|     | 23-24         | 24-25         | 25-26        | Average     |        |
| Oct | \$ 331,576.22 | \$ 283,681.90 | \$297,377    | \$307,629   | 9.61%  |
| Nov | \$ 285,157.04 | \$ 244,655.84 | \$256,078    | \$264,906   | 8.27%  |
| Dec | \$ 253,393.51 | \$ 249,603.71 | \$243,117    | \$251,499   | 7.85%  |
| Jan | \$ 243,203.59 | \$ 215,554.03 | \$221,735    | \$229,379   | 7.16%  |
| Feb | \$ 210,715.03 | \$ 199,681.64 | \$198,360    | \$205,198   | 6.41%  |
| Mar | \$ 213,459.53 | \$ 266,833.49 | \$232,144    | \$240,147   | 7.50%  |
| Apr | \$ 238,862.22 | \$ 234,446.51 | \$228,768    | \$236,654   | 7.39%  |
| May | \$ 241,781.15 | \$ 260,888.81 | \$242,959    | \$251,335   | 7.85%  |
| Jun | \$ 255,963.62 | \$ 277,356.39 | \$257,773    | \$266,660   | 8.33%  |
| Jul | \$ 311,630.15 | \$ 347,845.04 | \$318,749    | \$329,738   | 10.30% |
| Aug | \$ 294,100.53 | \$ 303,835.67 | \$289,005    | \$298,968   | 9.34%  |
| Sep | \$ 285,132.37 | \$ 354,906.48 | \$309,355    | \$320,019   | 9.99%  |
|     | \$ 3,164,975  | \$ 3,239,290  | \$ 3,095,420 | \$3,202,132 | 100%   |

| 25-26 Actual | Delta from Budget |
|--------------|-------------------|
| \$314,073    | \$16,696          |
| \$266,177    | \$10,098          |
| \$316,915    | \$73,798          |
| \$202,315    | -\$19,420         |
| \$218,479    | \$20,119          |
| \$232,144    | \$0               |
| \$228,768    | \$0               |
| \$242,959    | \$0               |
| \$257,773    | \$0               |
| \$318,749    | \$0               |
| \$289,005    | \$0               |
| \$309,355    | \$0               |
| \$ 3,196,712 | \$ 101,292        |

 Actual Results

### Franchise fees-Utilities

|     | Actual        |               | Budgeted     | Average     |        |
|-----|---------------|---------------|--------------|-------------|--------|
|     | 23-24         | 24-25         | 25-26        | Average     |        |
| Oct | \$ -          | \$ 205,196.40 | \$86,857     | \$102,598   | 4.31%  |
| Nov | \$ 180,630.18 | \$ 175,985.88 | \$150,951    | \$178,308   | 7.49%  |
| Dec | \$ 388,468.89 | \$ 145,195.79 | \$225,894    | \$266,832   | 11.20% |
| Jan | \$ 165,127.97 | \$ 158,961.74 | \$137,183    | \$162,045   | 6.80%  |
| Feb | \$ 155,399.80 | \$ 174,779.27 | \$139,761    | \$165,090   | 6.93%  |
| Mar | \$ -          | \$ 159,645.60 | \$67,576     | \$79,823    | 3.35%  |
| Apr | \$ 349,968.74 | \$ 158,145.00 | \$215,079    | \$254,057   | 10.67% |
| May | \$ 205,869.40 | \$ 176,385.23 | \$161,804    | \$191,127   | 8.03%  |
| Jun | \$ -          | \$ 259,649.75 | \$109,907    | \$129,825   | 5.45%  |
| Jul | \$ 456,646.17 | \$ 240,882.68 | \$295,256    | \$348,764   | 14.64% |
| Aug | \$ -          | \$ 318,843.45 | \$134,963    | \$159,422   | 6.69%  |
| Sep | \$ 452,940.57 | \$ 234,536.53 | \$291,001    | \$343,739   | 14.43% |
|     | \$ 2,355,052  | \$ 2,408,207  | \$ 2,016,231 | \$2,381,630 | 100%   |

| 25-26 Actual | Delta from Budget |
|--------------|-------------------|
| \$218,173    | \$131,316         |
| \$173,244    | \$22,293          |
| \$164,771    | -\$61,123         |
| \$175,516    | \$38,333          |
| \$139,761    | \$0               |
| \$67,576     | \$0               |
| \$215,079    | \$0               |
| \$161,804    | \$0               |
| \$109,907    | \$0               |
| \$295,256    | \$0               |
| \$134,963    | \$0               |
| \$291,001    | \$0               |
| \$ 2,147,050 | \$130,819         |

 Actual Results

## New Local Option- Fuel Tax

|     | Actual         | Actual       | Budgeted       | Average    |        |
|-----|----------------|--------------|----------------|------------|--------|
|     | 23-24          | 24-25        | 25-26 Budgeted | Average    |        |
| Oct | \$ (18,805.07) | \$ 20,564.38 | \$19,192       | \$20,564   | 8.02%  |
| Nov | \$ 18,805.07   | \$ 20,071.94 | \$18,141       | \$19,439   | 7.58%  |
| Dec | \$ 39,010.09   | \$ 20,364.40 | \$27,706       | \$29,687   | 11.57% |
| Jan | \$ 19,404.13   | \$ 18,358.01 | \$17,621       | \$18,881   | 7.36%  |
| Feb | \$ 20,344.33   | \$ 18,436.10 | \$18,096       | \$19,390   | 7.56%  |
| Mar | \$ -           | \$ 20,333.57 | \$9,488        | \$10,167   | 3.96%  |
| Apr | \$ 40,392.49   | \$ 21,051.59 | \$28,671       | \$30,722   | 11.98% |
| May | \$ 40,606.72   | \$ 20,852.48 | \$28,678       | \$30,730   | 11.98% |
| Jun | \$ 20,334.00   | \$ 19,409.35 | \$18,545       | \$19,872   | 7.75%  |
| Jul | \$ 18,805.74   | \$ 20,120.39 | \$18,164       | \$19,463   | 7.59%  |
| Aug | \$ -           | \$ 18,718.18 | \$8,734        | \$9,359    | 3.65%  |
| Sep | \$ 37,935.23   | \$ 18,540.91 | \$26,353       | \$28,238   | 11.01% |
|     | \$ 236,833     | \$ 236,821   | \$ 239,390     | \$ 256,512 | 100%   |

| 25-26 Actual | Delta from Budget |
|--------------|-------------------|
| \$18,567     | -\$624            |
| \$18,659     | \$518             |
| \$19,413     | -\$8,293          |
| \$18,649     | \$1,028           |
| \$18,096     | \$0               |
| \$9,488      | \$0               |
| \$28,671     | \$0               |
| \$28,678     | \$0               |
| \$18,545     | \$0               |
| \$18,164     | \$0               |
| \$8,734      | \$0               |
| \$26,353     | \$0               |
| \$ 232,019   | -\$7,371          |

 Actual Results

### Local Option- Fuel Tax

|     | Actual         | Actual       | Budgeted       | Average   |        |
|-----|----------------|--------------|----------------|-----------|--------|
|     | 23-24          | 24-25        | 25-26 Budgeted | Average   |        |
| Oct | \$ (27,813.65) | \$ 29,713.41 | \$27,672       | \$29,713  | 8.10%  |
| Nov | \$ 27,813.65   | \$ 29,339.95 | \$26,613       | \$28,577  | 7.79%  |
| Dec | \$ 55,914.58   | \$ 29,020.19 | \$39,549       | \$42,467  | 11.58% |
| Jan | \$ 27,421.89   | \$ 24,816.83 | \$24,325       | \$26,119  | 7.12%  |
| Feb | \$ 26,756.66   | \$ 25,983.32 | \$24,558       | \$26,370  | 7.19%  |
| Mar | \$ -           | \$ 29,357.85 | \$13,670       | \$14,679  | 4.00%  |
| Apr | \$ 58,211.75   | \$ 29,710.00 | \$40,940       | \$43,961  | 11.99% |
| May | \$ 56,302.40   | \$ 28,640.95 | \$39,553       | \$42,472  | 11.58% |
| Jun | \$ 29,099.32   | \$ 28,432.12 | \$26,789       | \$28,766  | 7.85%  |
| Jul | \$ 28,059.30   | \$ 26,977.26 | \$25,628       | \$27,518  | 7.51%  |
| Aug | \$ -           | \$ 27,805.45 | \$12,947       | \$13,903  | 3.79%  |
| Sep | \$ 56,539.11   | \$ 27,662.89 | \$39,208       | \$42,101  | 11.48% |
|     | \$ 338,305     | \$ 337,460   | \$ 341,454     | \$366,646 | 100%   |

| 25-26 Actual | Delta from Budget |
|--------------|-------------------|
| \$27,536     | -\$135            |
| \$27,128     | \$515             |
| \$27,170     | -\$12,380         |
| \$24,950     | \$625             |
| \$24,558     | \$0               |
| \$13,670     | \$0               |
| \$40,940     | \$0               |
| \$39,553     | \$0               |
| \$26,789     | \$0               |
| \$25,628     | \$0               |
| \$12,947     | \$0               |
| \$39,208     | \$0               |
| \$ 330,079   | -\$11,375         |

 Actual Results

## 1/2 Cent Sales Tax

|     | Actual          | Actual        | Budgeted       | Average     |        |
|-----|-----------------|---------------|----------------|-------------|--------|
|     | 23-24           | 24-25         | 25-26 Budgeted | Average     |        |
| Oct | \$ (223,657.84) | \$ 211,128.39 | \$201,414      | \$211,128   | 7.23%  |
| Nov | \$ 223,657.84   | \$ 226,983.88 | \$214,953      | \$225,321   | 7.71%  |
| Dec | \$ 460,850.57   | \$ 249,395.28 | \$338,782      | \$355,123   | 12.16% |
| Jan | \$ 262,706.79   | \$ 213,469.82 | \$227,133      | \$238,088   | 8.15%  |
| Feb | \$ 229,039.90   | \$ 233,930.02 | \$220,833      | \$231,485   | 7.92%  |
| Mar | \$ -            | \$ 229,169.18 | \$109,312      | \$114,585   | 3.92%  |
| Apr | \$ 492,720.41   | \$ 247,442.93 | \$353,053      | \$370,082   | 12.67% |
| May | \$ 470,245.82   | \$ 231,745.12 | \$334,845      | \$350,995   | 12.02% |
| Jun | \$ 244,243.63   | \$ 216,515.94 | \$219,779      | \$230,380   | 7.89%  |
| Jul | \$ 181,423.38   | \$ 231,636.53 | \$197,027      | \$206,530   | 7.07%  |
| Aug | \$ -            | \$ 169,954.51 | \$81,067       | \$84,977    | 2.91%  |
| Sep | \$ 406,458.71   | \$ 198,470.94 | \$288,547      | \$302,465   | 10.35% |
|     | \$ 2,747,689    | \$ 2,659,843  | \$ 2,786,745   | \$2,921,159 | 100%   |

| 25-26 Actual | Delta from Budget |
|--------------|-------------------|
| \$201,641    | \$227             |
| \$202,589    | -\$12,364         |
| \$241,580    | -\$97,202         |
| \$213,176    | -\$13,957         |
| \$220,833    | \$0               |
| \$109,312    | \$0               |
| \$353,053    | \$0               |
| \$334,845    | \$0               |
| \$219,779    | \$0               |
| \$197,027    | \$0               |
| \$81,067     | \$0               |
| \$288,547    | \$0               |
| \$ 2,663,448 | -\$123,297        |

 Actual Results

## Revenue Sharing

|     | Actual          | Actual        | Budgeted       | Average     |        |
|-----|-----------------|---------------|----------------|-------------|--------|
|     | 23-24           | 24-25         | 25-26 Budgeted | Average     |        |
| Oct | \$ (130,401.06) | \$ 129,048.92 | \$121,686      | \$129,049   | 7.30%  |
| Nov | \$ 130,403.06   | \$ 117,192.17 | \$116,734      | \$123,798   | 7.01%  |
| Dec | \$ 130,403.06   | \$ 117,192.17 | \$116,734      | \$123,798   | 7.01%  |
| Jan | \$ 130,403.06   | \$ 117,192.17 | \$116,734      | \$123,798   | 7.01%  |
| Feb | \$ 130,403.06   | \$ 117,192.17 | \$116,734      | \$123,798   | 7.01%  |
| Mar | \$ 130,403.06   | \$ 117,192.16 | \$116,734      | \$123,798   | 7.01%  |
| Apr | \$ 130,403.06   | \$ 117,192.17 | \$116,734      | \$123,798   | 7.01%  |
| May | \$ 130,403.07   | \$ 119,557.64 | \$117,849      | \$124,980   | 7.07%  |
| Jun | \$ 259,451.99   | \$ 126,463.86 | \$181,948      | \$192,958   | 10.92% |
| Jul | \$ 214,300.20   | \$ 299,655.90 | \$242,316      | \$256,978   | 14.54% |
| Aug | \$ 129,048.93   | \$ 126,463.86 | \$120,467      | \$127,756   | 7.23%  |
| Sep | \$ 258,097.85   | \$ 126,463.86 | \$181,310      | \$192,281   | 10.88% |
|     | \$ 1,643,319    | \$ 1,630,807  | \$ 1,665,981   | \$1,766,788 | 100%   |

| 25-26 Actual | Delta from Budget |
|--------------|-------------------|
| \$130,889    | \$9,203           |
| \$130,889    | \$14,155          |
| \$122,440    | \$5,706           |
| \$122,440    | \$5,706           |
| \$122,440    | \$5,706           |
| \$116,734    | \$0               |
| \$116,734    | \$0               |
| \$117,849    | \$0               |
| \$181,948    | \$0               |
| \$242,316    | \$0               |
| \$120,467    | \$0               |
| \$181,310    | \$0               |
| \$ 1,706,456 | \$40,475          |

 Actual Results

**BSO- EMS**

|     | Actual        | Actual       | Budgeted       | Average    |        |
|-----|---------------|--------------|----------------|------------|--------|
|     | 23-24         | 24-25        | 25-26 Budgeted | Average    |        |
| Oct | \$ 58,782.82  | \$ 73,786.45 | \$69,411       | \$66,285   | 7.95%  |
| Nov | \$ 84,330.18  | \$ 64,954.31 | \$78,163       | \$74,642   | 8.95%  |
| Dec | \$ 136,439.00 | \$ 66,725.45 | \$106,373      | \$101,582  | 12.18% |
| Jan | \$ 62,319.75  | \$ 65,517.75 | \$66,933       | \$63,919   | 7.66%  |
| Feb | \$ 68,297.57  | \$ 66,790.78 | \$70,730       | \$67,544   | 8.10%  |
| Mar | \$ 955.40     | \$ 68,499.37 | \$36,365       | \$34,727   | 4.16%  |
| Apr | \$ 123,519.12 | \$ 73,767.21 | \$103,296      | \$98,643   | 11.82% |
| May | \$ 68,505.69  | \$ 67,411.21 | \$71,164       | \$67,958   | 8.15%  |
| Jun | \$ 1,964.31   | \$ 66,331.78 | \$35,759       | \$34,148   | 4.09%  |
| Jul | \$ 133,066.96 | \$ 72,518.00 | \$107,641      | \$102,792  | 12.32% |
| Aug | \$ 70,788.45  | \$ 56,797.24 | \$66,802       | \$63,793   | 7.65%  |
| Sep | \$ 58,688.37  | \$ 57,822.11 | \$61,003       | \$58,255   | 6.98%  |
|     | \$ 867,658    | \$ 800,922   | \$ 873,638     | \$ 834,290 | 1      |

| 25-26 Actual | Delta from Budget |
|--------------|-------------------|
| \$72,460     | \$3,049           |
| \$52,842     | -\$25,321         |
| \$75,385     | -\$30,988         |
| \$61,576     | -\$5,357          |
| \$70,730     | \$0               |
| \$36,365     | \$0               |
| \$103,296    | \$0               |
| \$71,164     | \$0               |
| \$35,759     | \$0               |
| \$107,641    | \$0               |
| \$66,802     | \$0               |
| \$61,003     | \$0               |
| \$ 815,021   | -\$58,617         |

 Actual Results

### Communication Service Tax

|     | Actual         | Actual       | Budgeted       | Average   |        |
|-----|----------------|--------------|----------------|-----------|--------|
|     | 23-24          | 24-25        | 25-26 Budgeted | Average   |        |
| Oct | \$ (62,082.74) | \$ 72,578.20 | \$66,142       | \$72,578  | 8.13%  |
| Nov | \$ 62,082.74   | \$ 65,485.75 | \$58,128       | \$63,784  | 7.14%  |
| Dec | \$ 138,651.57  | \$ 66,404.30 | \$93,436       | \$102,528 | 11.48% |
| Jan | \$ 65,264.45   | \$ 72,246.76 | \$62,658       | \$68,756  | 7.70%  |
| Feb | \$ 70,132.72   | \$ 77,077.01 | \$67,077       | \$73,605  | 8.24%  |
| Mar | \$ 62,563.73   | \$ 68,156.08 | \$59,564       | \$65,360  | 7.32%  |
| Apr | \$ 63,284.34   | \$ 73,674.63 | \$62,407       | \$68,479  | 7.67%  |
| May | \$ 120,786.73  | \$ 79,806.68 | \$91,402       | \$100,297 | 11.23% |
| Jun | \$ 61,035.49   | \$ 76,754.68 | \$62,785       | \$68,895  | 7.71%  |
| Jul | \$ 76,169.21   | \$ 76,852.77 | \$69,726       | \$76,511  | 8.57%  |
| Aug | \$ -           | \$ 66,950.20 | \$30,506       | \$33,475  | 3.75%  |
| Sep | \$ 126,106.44  | \$ 71,615.07 | \$90,094       | \$98,861  | 11.07% |
|     | \$ 783,995     | \$ 867,602   | \$ 813,924     | \$893,129 | 100%   |

| 25-26 Actual | Delta from Budget |
|--------------|-------------------|
| \$68,471     | \$2,329           |
| \$73,395     | \$15,268          |
| \$72,473     | -\$20,962         |
| \$69,247     | \$6,589           |
| \$67,077     | \$0               |
| \$59,564     | \$0               |
| \$62,407     | \$0               |
| \$91,402     | \$0               |
| \$62,785     | \$0               |
| \$69,726     | \$0               |
| \$30,506     | \$0               |
| \$90,094     | \$0               |
| \$ 817,147   | \$3,223           |

 Actual Results

## Ad Valorem Tax

|  | Actual<br>23-24  | Actual<br>24-25  | Budgeted<br>25-26 Budgeted | Average<br>Average |          |
|--|------------------|------------------|----------------------------|--------------------|----------|
| Oct  | \$ -             | \$ 3,218.07      | \$1,777                    | \$1,609            | 0.0068%  |
| Nov  | \$ 3,209,059.96  | \$ 8,331,663.86  | \$6,374,324                | \$5,770,362        | 24.2345% |
| Dec  | \$ 17,469,703.77 | \$ 14,139,904.87 | \$17,459,033               | \$15,804,804       | 66.3775% |
| Jan  | \$ 752,834.67    | \$ 543,358.69    | \$715,930                  | \$648,097          | 2.7219%  |
| Feb  | \$ 236,055.27    | \$ 406,857.30    | \$355,102                  | \$321,456          | 1.3501%  |
| Mar  | \$ 623,022.14    | \$ 728,898.76    | \$746,711                  | \$675,960          | 2.8389%  |
| Apr  | \$ 141,528.86    | \$ 144,946.85    | \$158,230                  | \$143,238          | 0.6016%  |
| May  | \$ 97,557.94     | \$ 161,555.10    | \$143,117                  | \$129,557          | 0.5441%  |
| Jun  | \$ 270,290.18    | \$ 319,326.51    | \$325,665                  | \$294,808          | 1.2381%  |
| Jul  | \$ 26,060.03     | \$ 7,527.67      | \$18,552                   | \$16,794           | 0.0705%  |
| Aug  | \$ (320.06)      | \$ 24.47         | -\$163                     | -\$148             | -0.0006% |
| Sep  | \$ 6,302.53      | \$ 1,610.76      | \$4,371                    | \$3,957            | 0.0166%  |
| Adj for property value changes and ad valorem rate |                  |                  |                            |                    |          |
|  | \$ 22,832,095    | \$ 24,788,893    | \$ 26,302,648              | \$23,810,494       | 100%     |

| 25-26 Actual | Delta from Budget |
|--------------|-------------------|
| \$4,171      | \$2,394           |
| \$9,466,647  | \$3,092,323       |
| \$14,420,920 | -\$3,038,113      |
| \$842,152    | \$126,221         |
| \$403,235    | \$48,133          |
| \$746,711    | \$0               |
| \$158,230    | \$0               |
| \$143,117    | \$0               |
| \$325,665    | \$0               |
| \$18,552     | \$0               |
| -\$163       | \$0               |
| \$4,371      | \$0               |
| -\$230,958   |                   |
| \$26,302,648 | \$0               |

 Actual results

## Fire Assessment Fee

|   | Actual          | Actual          | Budgeted       | Average     |          |
|---|-----------------|-----------------|----------------|-------------|----------|
|   | 23-24           | 24-25           | 25-26 Budgeted | Average     |          |
| Oct   | \$ -            | \$ 356.32       | \$214          | \$178       | 0.0031%  |
| Nov   | \$ 661,059.17   | \$ 2,334,518.83 | \$1,798,243    | \$1,497,789 | 26.4548% |
| Dec   | \$ 3,958,196.73 | \$ 3,353,613.82 | \$4,389,273    | \$3,655,905 | 64.5726% |
| Jan   | \$ 162,565.82   | \$ 126,025.27   | \$473,241      | \$144,296   | 2.5486%  |
| Feb   | \$ 51,969.80    | \$ 160,603.93   | \$127,608      | \$106,287   | 1.8773%  |
| Mar   | \$ 123,266.14   | \$ 157,078.02   | \$168,290      | \$140,172   | 2.4758%  |
| Apr   | \$ 25,748.91    | \$ 30,428.43    | \$33,723       | \$28,089    | 0.4961%  |
| May   | \$ 19,329.00    | \$ 47,510.59    | \$40,124       | \$33,420    | 0.5903%  |
| Jun   | \$ 41,501.22    | \$ 66,691.93    | \$64,948       | \$54,097    | 0.9555%  |
| Jul   | \$ 606.87       | \$ 1,259.30     | \$1,120        | \$933       | 0.0165%  |
| Aug   | \$ -            | \$ -            | \$0            | \$0         | 0.0000%  |
| Sep   | \$ 451.50       | \$ 605.66       | \$635          | \$529       | 0.0093%  |
| Adj based on Fire Assessment Methodology Report |                 |                 |                |             |          |
|   | \$ 5,044,695    | \$ 6,278,692    | \$ 6,797,419   | \$5,661,694 | 100%     |

| 25-26 Actual | Delta from Budget |
|--------------|-------------------|
| \$0          | -\$214            |
| \$2,567,645  | \$769,402         |
| \$3,688,357  | -\$700,916        |
| \$117,483    | -\$355,758        |
| \$83,282     | -\$44,325         |
| \$168,290    | \$0               |
| \$33,723     | \$0               |
| \$40,124     | \$0               |
| \$64,948     | \$0               |
| \$1,120      | \$0               |
| \$0          | \$0               |
| \$635        | \$0               |
| \$31,811     | \$0               |
| \$6,797,419  | \$0               |

 Actual results

## Interest Income

|     | Rate   | Principal     | 25-26 Budget | 25-26 Actual | Delta from Budget |
|-----|--------|---------------|--------------|--------------|-------------------|
| Oct | 3.85%  | \$ 5,275,742  | \$ 150,000   | \$67,957     | -\$82,043         |
| Nov | 3.85%  | \$ 5,275,742  | \$ 150,000   | \$116,652    | -\$33,348         |
| Dec | 3.85%  | \$ 5,275,742  | \$ 150,000   | \$150,647    | \$647             |
| Jan | 3.85%  | \$ 5,275,742  | \$ 150,000   | \$177,774    | \$27,774          |
| Feb | 3.85%  | \$ 5,275,742  | \$ 150,000   | \$171,251    | \$21,251          |
| Mar | 3.85%  | \$ 5,275,742  | \$ 150,000   | \$174,494    | \$24,494          |
| Apr | 3.85%  | \$ 5,275,742  | \$ 150,000   | \$150,000    | \$0               |
| May | 3.85%  | \$ 5,275,742  | \$ 150,000   | \$150,000    | \$0               |
| Jun | 3.85%  | \$ 5,275,742  | \$ 150,000   | \$150,000    | \$0               |
| Jul | 3.85%  | \$ 5,275,742  | \$ 150,000   | \$150,000    | \$0               |
| Aug | 3.85%  | \$ 5,275,742  | \$ 150,000   | \$150,000    | \$0               |
| Sep | 3.85%  | \$ 5,275,742  | \$ 150,000   | \$150,000    | \$0               |
|     | 46.23% | \$ 63,308,908 | \$ 1,800,000 | \$ 1,758,774 | -\$41,226         |

 Actual results

## Passport Application Fees

|     | Actual       |              | Budgeted       | Average   |          |
|-----|--------------|--------------|----------------|-----------|----------|
|     | 23-24        | 24-25        | 25-26 Budgeted | Average   |          |
| Oct | \$ 17,290.00 | \$ 11,520.00 | \$13,466       | \$14,405  | 6.7330%  |
| Nov | \$ 14,980.00 | \$ 11,325.15 | \$12,295       | \$13,153  | 6.1476%  |
| Dec | \$ 12,205.00 | \$ 12,985.00 | \$11,774       | \$12,595  | 5.8870%  |
| Jan | \$ 16,380.00 | \$ 21,740.00 | \$17,817       | \$19,060  | 8.9087%  |
| Feb | \$ 17,190.00 | \$ 22,620.15 | \$18,607       | \$19,905  | 9.3037%  |
| Mar | \$ 17,365.30 | \$ 28,060.00 | \$21,232       | \$22,713  | 10.6160% |
| Apr | \$ 17,710.00 | \$ 27,231.00 | \$21,006       | \$22,471  | 10.5028% |
| May | \$ 16,065.00 | \$ 23,290.00 | \$18,395       | \$19,678  | 9.1973%  |
| Jun | \$ 15,050.00 | \$ 26,000.15 | \$19,187       | \$20,525  | 9.5935%  |
| Jul | \$ 18,970.45 | \$ 22,618.00 | \$19,439       | \$20,794  | 9.7193%  |
| Aug | \$ 14,280.00 | \$ 16,695.00 | \$14,478       | \$15,488  | 7.2389%  |
| Sep | \$ 10,605.00 | \$ 15,720.00 | \$12,304       | \$13,163  | 6.1522%  |
|     | \$ 188,091   | \$ 239,804   | \$ 200,000     | \$213,948 | 100%     |

| 25-26 Actual | Delta from Budget |
|--------------|-------------------|
| \$15,395     | \$1,929           |
| \$14,055     | \$1,760           |
| \$15,990     | \$4,216           |
| \$21,360     | \$3,543           |
| \$22,205     | \$3,598           |
| \$28,440     | \$7,208           |
| \$21,006     | \$0               |
| \$18,395     | \$0               |
| \$19,187     | \$0               |
| \$19,439     | \$0               |
| \$14,478     | \$0               |
| \$12,304     | \$0               |
| \$ 222,253   | \$22,253          |

 Actual results

## Local Business Tax

|     | Actual        | Actual        | Budgeted       | Average     |          |
|-----|---------------|---------------|----------------|-------------|----------|
|     | 23-24         | 24-25         | 25-26 Budgeted | Average     |          |
| Oct | \$ 422,327.64 | \$ 3,622.30   | \$16,566       | \$212,975   | 21.0690% |
| Nov | \$ 47.35      | \$ 5,412.50   | \$1,445        | \$2,730     | 0.2701%  |
| Dec | \$ (712.27)   | \$ 114.80     | \$158          | -\$299      | -0.0296% |
| Jan | \$ (6,580.77) | \$ 160.50     | \$1,699        | -\$3,210    | -0.3176% |
| Feb | \$ 133,842.79 | \$ 535,141.00 | \$3,000        | \$334,492   | 33.0904% |
| Mar | \$ (1,522.28) | \$ (11.50)    | \$406          | -\$767      | -0.0759% |
| Apr | \$ (216.50)   | \$ 4,264.00   | \$1,071        | \$2,024     | 0.2002%  |
| May | \$ 583.00     | \$ 347.00     | \$246          | \$465       | 0.0460%  |
| Jun | \$ 380.53     | \$ 587.50     | \$256          | \$484       | 0.0479%  |
| Jul | \$ -          | \$ -          | \$30,000       | \$0         | 0.0000%  |
| Aug | \$ 2,066.58   | \$ (72.00)    | \$30,000       | \$997       | 0.0987%  |
| Sep | \$ 551,938.26 | \$ 369,966.76 | \$450,153      | \$460,953   | 45.6008% |
|     | \$ 1,102,154  | \$ 919,533    | \$ 535,000     | \$1,010,844 | 100%     |

| 25-26 Actual | Delta from Budget |
|--------------|-------------------|
| \$16,656     | \$90              |
| \$9,308      | \$7,863           |
| \$4,740      | \$4,582           |
| \$2,594      | \$895             |
| \$2,280      | -\$721            |
| \$2,671      | \$2,265           |
| \$1,071      | \$0               |
| \$246        | \$0               |
| \$256        | \$0               |
| \$30,000     | \$0               |
| \$30,000     | \$0               |
| \$450,153    | \$0               |
| \$ 549,974   | \$14,974          |

 Actual results

## Solid Waste Franchise Fee

|     | Actual        | Actual        | Budgeted       | Average   |          |
|-----|---------------|---------------|----------------|-----------|----------|
|     | 23-24         | 24-25         | 25-26 Budgeted | Average   |          |
| Oct | \$ 63,906.53  | \$ 4,809.56   | \$35,819       | \$34,358  | 5.4602%  |
| Nov | \$ 64,614.17  | \$ 4,664.60   | \$36,112       | \$34,639  | 5.5049%  |
| Dec | \$ 62,989.40  | \$ 64,250.32  | \$66,325       | \$63,620  | 10.1105% |
| Jan | \$ 62,793.08  | \$ 31,510.26  | \$49,157       | \$47,152  | 7.4934%  |
| Feb | \$ 60,877.44  | \$ 110,969.14 | \$89,577       | \$85,923  | 13.6550% |
| Mar | \$ 10,821.43  | \$ 30,867.54  | \$21,731       | \$20,844  | 3.3126%  |
| Apr | \$ 59,664.99  | \$ 69,008.02  | \$67,072       | \$64,337  | 10.2244% |
| May | \$ 54,249.37  | \$ 34,554.24  | \$46,290       | \$44,402  | 7.0564%  |
| Jun | \$ 52,997.44  | \$ 53,974.92  | \$55,760       | \$53,486  | 8.5001%  |
| Jul | \$ 43,999.49  | \$ 55,023.20  | \$51,617       | \$49,511  | 7.8684%  |
| Aug | \$ 100,139.06 | \$ 55,079.71  | \$80,909       | \$77,609  | 12.3337% |
| Sep | \$ 4,809.56   | \$ 101,917.03 | \$55,632       | \$53,363  | 8.4805%  |
|     | \$ 641,861.96 | \$ 616,628.54 | \$ 656,000.00  | \$629,245 | 100%     |

| 25-26 Actual  | Delta from Budget |
|---------------|-------------------|
| \$54,602      | \$18,783          |
| \$53,971      | \$17,859          |
| \$53,417      | -\$12,908         |
| \$53,599      | \$4,443           |
| \$53,466      | -\$36,111         |
| \$53,811      | \$32,080          |
| \$53,811      | -\$13,261         |
| \$53,811      | \$7,521           |
| \$53,811      | -\$1,949          |
| \$53,811      | \$2,194           |
| \$53,811      | -\$27,098         |
| \$53,811      | -\$1,821          |
| \$ 645,731.60 | -\$10,268         |

 Actual results

## Stormwater

|     | 23-24        | 24-25        | 25-26 Budgeted | Average   |          |
|-----|--------------|--------------|----------------|-----------|----------|
| Oct | \$ 25,407.59 | \$ 23,199.07 | \$28,056       | \$24,303  | 3.9556%  |
| Nov | \$ 47,524.24 | \$ 54,817.07 | \$59,072       | \$51,171  | 8.3285%  |
| Dec | \$ 47,467.74 | \$ 54,842.69 | \$59,055       | \$51,155  | 8.3260%  |
| Jan | \$ 47,510.53 | \$ 54,874.73 | \$59,098       | \$51,193  | 8.3320%  |
| Feb | \$ 47,549.92 | \$ 54,878.59 | \$59,123       | \$51,214  | 8.3356%  |
| Mar | \$ 47,494.34 | \$ 54,828.87 | \$59,062       | \$51,162  | 8.3270%  |
| Apr | \$ 47,516.42 | \$ 54,862.87 | \$59,094       | \$51,190  | 8.3316%  |
| May | \$ 47,554.71 | \$ 54,859.54 | \$59,115       | \$51,207  | 8.3344%  |
| Jun | \$ 47,523.59 | \$ 54,904.41 | \$59,122       | \$51,214  | 8.3355%  |
| Jul | \$ 47,508.41 | \$ 54,885.18 | \$59,103       | \$51,197  | 8.3327%  |
| Aug | \$ 47,322.18 | \$ 54,866.50 | \$58,984       | \$51,094  | 8.3161%  |
| Sep | \$ 74,923.54 | \$ 81,689.71 | \$90,399       | \$78,307  | 12.7451% |
|     | \$ 575,303   | \$ 653,509   | \$ 709,283     | \$614,406 | 100%     |

| 25-26 Actual | Delta from Budget |
|--------------|-------------------|
| \$28,068     | \$11              |
| \$54,878     | -\$4,194          |
| \$54,895     | -\$4,160          |
| \$54,882     | -\$4,216          |
| \$54,915     | -\$4,208          |
| \$54,875     | -\$4,187          |
| \$54,889     | -\$4,205          |
| \$54,889     | -\$4,226          |
| \$54,889     | -\$4,233          |
| \$54,889     | -\$4,214          |
| \$54,889     | -\$4,095          |
| \$82,334     | -\$8,065          |
| \$ 659,291   | -\$49,992         |

 Actual results

**Water**

|     | 23-24           | 24-25           | 25-26 Budgeted  | Average     |          |
|-----|-----------------|-----------------|-----------------|-------------|----------|
| Oct | \$ 244,830.64   | \$ 219,327.21   | \$247,077       | \$232,079   | 3.5657%  |
| Nov | \$ 499,486.82   | \$ 506,374.11   | \$535,431       | \$502,930   | 7.7271%  |
| Dec | \$ 538,048.11   | \$ 546,879.34   | \$577,519       | \$542,464   | 8.3345%  |
| Jan | \$ 505,028.48   | \$ 559,428.93   | \$566,623       | \$532,229   | 8.1773%  |
| Feb | \$ 509,586.16   | \$ 523,421.23   | \$549,882       | \$516,504   | 7.9357%  |
| Mar | \$ 530,729.29   | \$ 523,957.84   | \$561,422       | \$527,344   | 8.1022%  |
| Apr | \$ 515,311.42   | \$ 561,492.89   | \$573,195       | \$538,402   | 8.2721%  |
| May | \$ 530,741.77   | \$ 621,842.12   | \$613,534       | \$576,292   | 8.8543%  |
| Jun | \$ 546,385.90   | \$ 574,974.51   | \$596,913       | \$560,680   | 8.6144%  |
| Jul | \$ 525,993.36   | \$ 628,516.08   | \$614,559       | \$577,255   | 8.8691%  |
| Aug | \$ 497,548.67   | \$ 622,262.40   | \$596,088       | \$559,906   | 8.6025%  |
| Sep | \$ 771,855.09   | \$ 913,236.74   | \$896,994       | \$842,546   | 12.9451% |
|     | \$ 6,215,545.71 | \$ 6,801,713.40 | \$ 6,929,236.00 | \$6,508,630 | 100%     |

| 25-26 Actual    | Delta from Budget |
|-----------------|-------------------|
| \$324,775       | \$77,698          |
| \$603,324       | \$67,893          |
| \$621,925       | \$44,405          |
| \$655,115       | \$88,492          |
| \$600,773       | \$50,891          |
| \$641,620       | \$80,198          |
| \$624,551       | \$51,356          |
| \$624,551       | \$11,017          |
| \$624,551       | \$27,638          |
| \$624,551       | \$9,992           |
| \$624,551       | \$28,463          |
| \$936,827       | \$39,833          |
| \$ 7,507,112.91 | \$577,877         |

 Actual results

## Wastewater

|     | 23-24           | 24-25           | 25-26 Budgeted  | Average     |          |
|-----|-----------------|-----------------|-----------------|-------------|----------|
| Oct | \$ 319,842.81   | \$ 289,442.91   | \$306,818       | \$304,643   | 3.7424%  |
| Nov | \$ 638,702.78   | \$ 675,524.34   | \$661,805       | \$657,114   | 8.0724%  |
| Dec | \$ 670,010.56   | \$ 693,375.15   | \$686,560       | \$681,693   | 8.3744%  |
| Jan | \$ 651,948.25   | \$ 699,707.53   | \$680,653       | \$675,828   | 8.3023%  |
| Feb | \$ 650,365.30   | \$ 681,377.62   | \$670,626       | \$665,871   | 8.1800%  |
| Mar | \$ 661,841.33   | \$ 679,809.03   | \$675,615       | \$670,825   | 8.2409%  |
| Apr | \$ 655,744.68   | \$ 697,407.00   | \$681,407       | \$676,576   | 8.3115%  |
| May | \$ 657,818.23   | \$ 726,645.93   | \$697,175       | \$692,232   | 8.5039%  |
| Jun | \$ 664,905.98   | \$ 699,473.87   | \$687,061       | \$682,190   | 8.3805%  |
| Jul | \$ 657,895.97   | \$ 724,375.72   | \$696,071       | \$691,136   | 8.4904%  |
| Aug | \$ 642,810.69   | \$ 726,426.05   | \$689,506       | \$684,618   | 8.4103%  |
| Sep | \$ 1,015,267.95 | \$ 1,099,687.36 | \$1,065,028     | \$1,057,478 | 12.9908% |
|     | \$ 7,887,154.53 | \$ 8,393,252.51 | \$ 8,198,324.00 | \$8,140,204 | 100%     |

| 25-26 Actual    | Delta from Budget |
|-----------------|-------------------|
| \$380,087       | \$73,269          |
| \$741,564       | \$79,758          |
| \$748,887       | \$62,327          |
| \$766,031       | \$85,378          |
| \$742,705       | \$72,079          |
| \$757,174       | \$81,559          |
| \$751,272       | \$69,865          |
| \$751,272       | \$54,097          |
| \$751,272       | \$64,211          |
| \$751,272       | \$55,201          |
| \$751,272       | \$61,766          |
| \$1,126,908     | \$61,880          |
| \$ 9,019,715.11 | \$821,391         |

 Actual results