



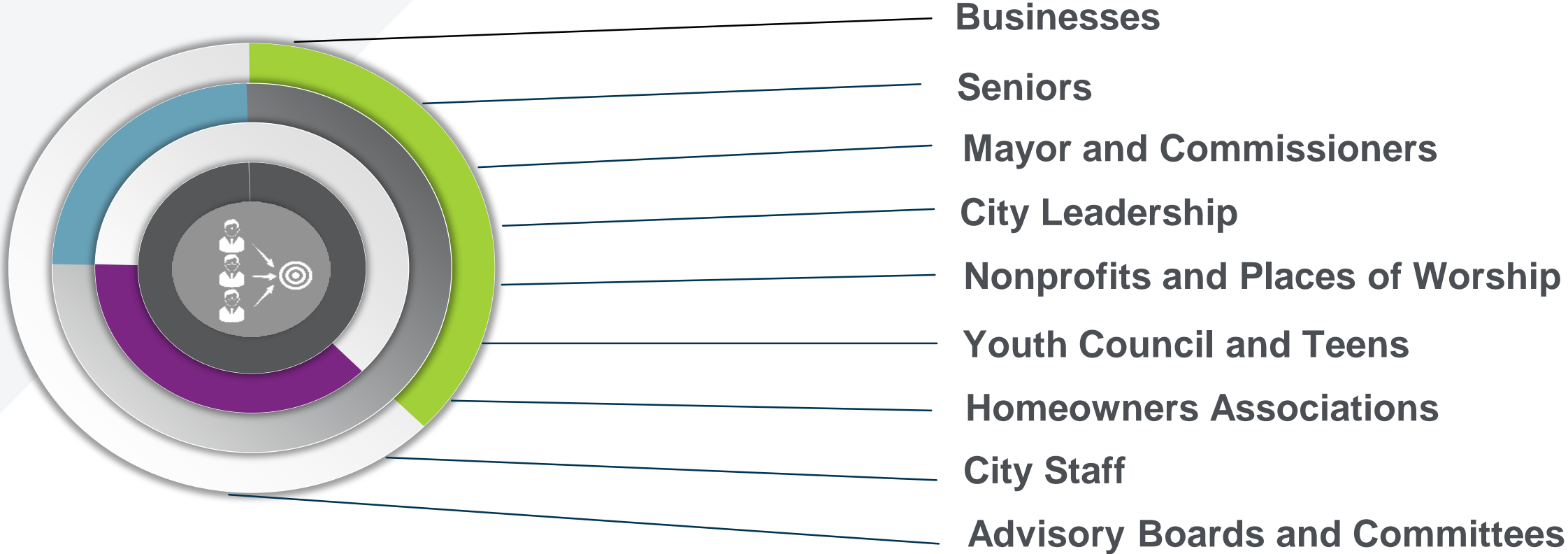
Cooper City, Florida

2022-2027 Strategic Plan
City Commission Work Session



February 1, 2022

Strategic Analysis–Environmental Scan



- ✓ Interviews with approximately 50 Cooper City stakeholders
- ✓ Community Visioning Forums
- ✓ Survey of Cooper City residents
- ✓ Review of City documents, data, plans, and budget



Mission and Vision

Mission Statement

Every day, Cooper City staff is focused on enriching the lives of our residents and supporting our local businesses by creating a fiscally responsible, friendly, and exemplary environment and providing the highest quality of public services that enable our community to live and prosper.

Vision Statement

Cooper City is a charming and peaceful community that features a high quality of life; a diverse, thriving population and local economy; and a live-work-play community with a vibrant town center, a small town feel and a sense of belonging.



Core Values

Core Values

Professionalism

We are high-visibility public servants for our hometown; our quality of work, behavior, attitude, and appearance must always reflect this special role.

Integrity: We are entrusted with creating “Someplace Special;” that privilege must never be abused for personal gain, financial or otherwise; we are committed to actions and decisions that foster accountability and the public’s trust and confidence.

Customer Service

We will consistently treat our residents and businesses with the level of compassion, care, responsiveness, and respect that we would expect if we were in their shoes.

Innovation

We are progressive problem solvers who embrace a culture of innovation, creativity, and outside- the-box thinking; “this is the way it has always been done” is not an acceptable approach or answer in our line of business.

Respect

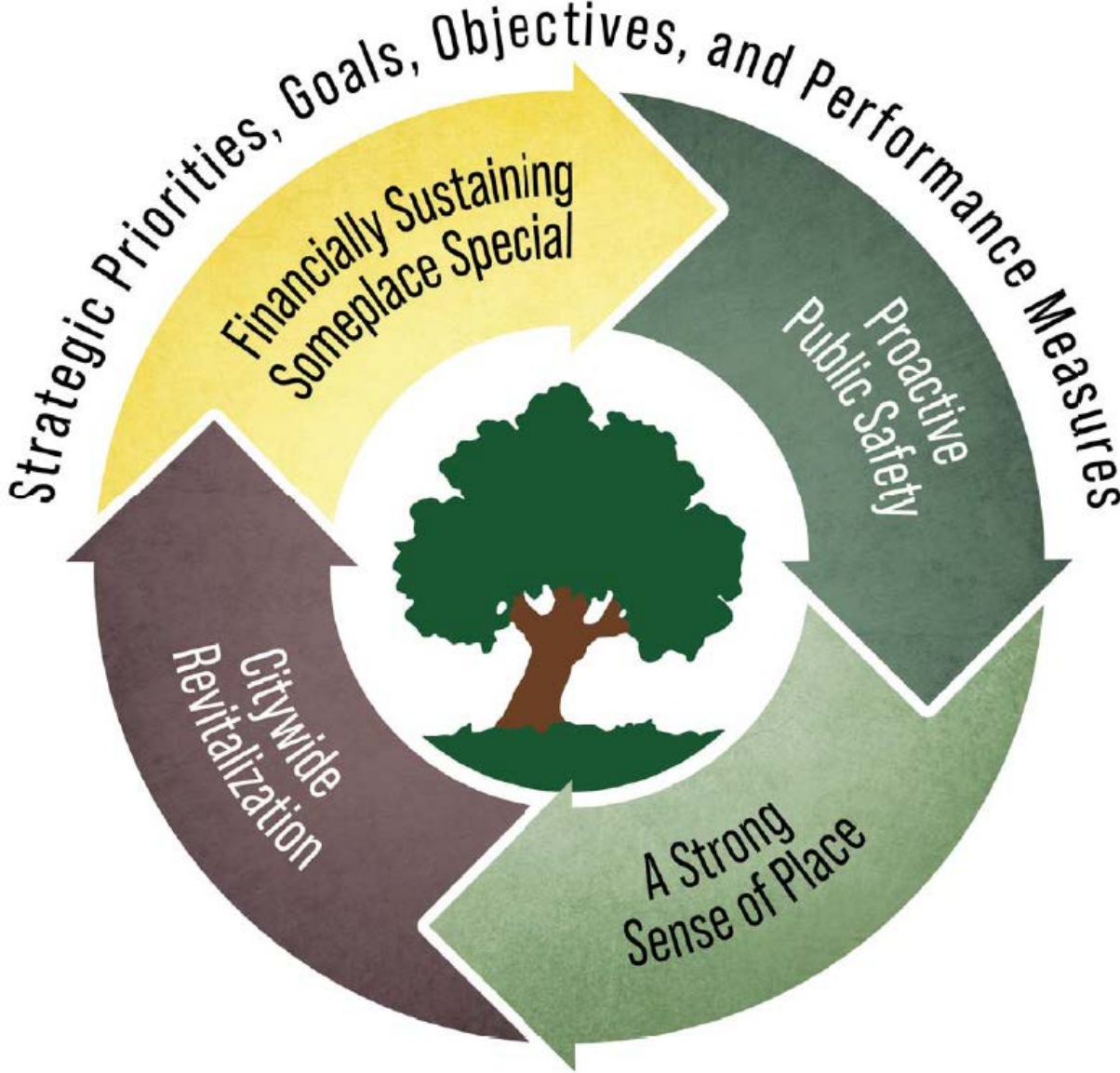
We treat our colleagues and residents accordingly; with due respect and with the understanding that our individual words and deeds reflect on the entire organization.

Teamwork

We work together collegially, fully focused on achieving our shared organizational goals and setting aside any personal differences that could hinder progress. We work collaboratively with our residents, businesses, and stakeholders to address their needs.



Strategic Priorities, Goals, Objectives, and Performance Measures





Current State

Cooper City is dedicated to providing **superior services** through a framework that is effective and fiscally responsible. Programs and services are delivered by a **motivated and flexible staff**, which leverages a wide array of **experience and knowledge**. Under the guidance and direction of elected officials, this **highly professional workforce** plays a major role in sustaining a community, which for decades, has built a strong reputation as the **perfect place to raise a family** in the center of a **diverse and growing** metropolitan area.

Future State

The City recognizes that financially sustaining and **improving the standards** that residents should expect are a function of all departments, elected officials, and external stakeholders. Cooper City envisions a future with **abundant and diversified revenue** sources that build on its **strong foundation**, by **cultivating a collaborative ecosystem** where businesses can flourish and be interwoven with the quaint qualities that symbolize “**Someplace Special.**” This goal can be achieved in maximizing available resources, while increasing efficiency and transparency by utilizing **innovative processes** and implementing **technological advancements**.



Strategic Goal 1

Financially sustain Cooper City as “Someplace Special,” by increasing the city’s financial strength through innovative thoughts and actions, while being mindful of the fiscal impact on residents.

Objectives

- Further diversify and increase the City’s revenue sources to reduce reliance on property tax revenues.
- Expand the commercial tax base with businesses that fit into Cooper City’s vision for the future.
- Increase fiscal and budgetary transparency to strengthen resident’s understanding of the City’s financial processes and visibility of City resources.
- Continue to increase the City’s fund balance to mitigate current and future risks and to ensure stable tax rates.
- Become a more efficient government through the use of technology and data analysis to improve our internal processes minimizing wasting materials, energy, effort, money or time.
- Revise the City’s fee structures to better align with services provided.
- Revise the city’s comprehensive plan to allow for additional land and zoning use.

Performance Measures

Increase revenue stream

- 50% of capital and infrastructure improvement funded through federal and state grants
- 10% increase in revenue
- Increased occupancy rates and revenue through effective RV lot management procedures

Expand tax base

- All commercial centers are at full capacity
- All land parcels within the City’s jurisdiction are accurately reported to ensure maximum revenue

Increase fiscal transparency


- The City is ADA compliant on all of its platforms
- The City regularly promotes its financial transparency to the public and stakeholders
- Website statistics show an increasing trend over time of “hits” to the City’s transparency webpage and data dashboard

Increase fund balance

- Completed study that identifies and recommends the appropriate fund balance for the City
- Ongoing annual contributions to the fund balance
- Completed rate/funding study for General Fund capital improvements

Explore new efficiencies through technological improvements

- Internal processes are measured indicating minimized wasted materials, energy, effort, money and time
- An Innovation Academy has been created that teaches employees techniques in process improvement through process mapping, waste identification and experiment design
- The City has implemented Electronic Permitting and Plan review that results in cost savings through the reduction of paper, re-work and time consuming in-person visits
- The City’s utility billing system is modernized resulting in increased collections and revenues



PRIORITY 2

Proactive Public Safety

Cooper City Strategic Plan 2022-2027



Current State

The City's elected officials and staff are committed to providing responsive, high-quality public safety services that meet and aim to exceed the community's needs. Cooper City is consistently ranked among the safest places to live in the State of Florida thanks to the work of law enforcement and fire rescue personnel who serve with the highest standards of honesty, communication, engagement, and ethics.

Future State

Cooper City addresses the community's public safety issues using proactive tools and methods. Expected growth in population will necessitate investments in technological capabilities that improve traffic management and safety, while also deterring crime and decreasing the City's already low-level crime rate. The ongoing enhancements combined with the highly dedicated and engagement-driven boots on the ground will further increase the quality of life of those who work, live, and play in Cooper City.

PRIORITY 2

Proactive Public Safety

Cooper City Strategic Plan 2022-2027



Strategic Goal 2

Provide proactive public safety through a commitment to professional services and innovative processes so the quality of life and well-being of residents is continually improved.

Objectives

- Improve fire and police response times to ensure the well-being of residents.
- Invest in technological capabilities to enhance the overall delivery of public safety services and enhance the safety of residents and the community.
- Maintain a low-level crime rate to maintain and enhance the quality of life in Cooper City.
- Develop an interactive and engaged relationship with the community through implementation of a robust community policing program
- Conduct and complete a city-wide traffic calming study to reduce traffic speeds and congestion in and around school zones.

Performance Measures

Improved traffic management and safety

- Reduced traffic fatalities, traffic injuries, and property damage
- Traffic complaints by residents and commuters are reduced by 50%
- City-wide installation of traffic calming devices in areas warranted by appropriate studies

Improve response times

- Patient recovery times are reduced due to quicker arrival and care
- 10% decrease in travel time to emergencies
- Resident satisfaction improves through the reduction of response times

Invest in technological capabilities that enhance public safety

- Increased solvability rate of crime in the city
- Increased deterrence of crime
- Fortify public safety response in times of crisis or pandemic
- Fully operational monitoring network and real-time crime center

Maintain a low-level crime rate

- Decrease part-one crime by ten percent within a year
- Decrease violent crime by twenty percent within a year
- Continue to be designated as one of the safest cities in Florida

Develop an interactive relationship with the community and enhance involvement

- Increase availability of Fire and Life Safety programming
- Increased resident/community satisfaction with police interactions and encounters
- Better leveraging of social media and app-based community groups for citizen-public safety engagement



PRIORITY 3

A Strong Sense of Place

Cooper City Strategic Plan 2022-2027



Current State

Cooper City has distinguished itself by maintaining a “small town feel” at the heart of the South Florida tri-county region. Its nostalgic characteristics provide residents a peaceful setting nestled within a major metropolitan area that provides easy access to a wide-ranging scale of professional services, shopping, dining, and entertainment. With these qualities in mind, Cooper City has maintained its founding principal of developing mostly residential areas accompanied by parks and green spaces for families to enjoy.

Future State

Cooper City will thrive through smart development and creative redevelopment that will increase residents’ affinity for “Someplace Special” and the sense of place their community provides. Projects and proposals are complimented by outreach and sustained communication with residents and business owners; nourishing relationships and encouraging participation in the decision-making process. This special collaboration works toward increasing the value of Cooper City’s homes, attracting business and entrepreneurial endeavors, and increasing the ability for residents to work where they live.

PRIORITY 3

A Strong Sense of Place

Cooper City Strategic Plan 2022-2027



Strategic Goal 3

Establish "a strong sense of place" through creation of unique spaces that foster community pride, increase social interaction and commercial marketability with the purpose of improving economic stability, increasing property values and impacting the memories of Cooper City residents.

Objectives

- Redevelop underutilized spaces to achieve a strong sense of place and increased property values.
- Focus on the Health and Community pillars of the Parks & Recreation strategic plan to increase social interaction and promote the well-being of Cooper City residents.
- Strengthen the connectivity of City-wide facilities, common areas, and business centers
- Engage residents and businesses more fully in the community through citywide marketing and branding.
- Establish strong rapport and relationships with new and existing businesses to improve the economic stability of Cooper City.



Performance Measures

Resident satisfaction with Cooper City as place to live

- Develop City-wide survey to continually gauge residents' interests and collect feedback on City facilities, services, and programs
- Partner with schools to continue to attract high-quality teachers and staff to maintain A-rated schools, while advocating active participation in schools and close partnerships to support school activities
- Conduct an analysis and options for City Commission consideration on developing a city center
- 80% satisfaction rate with recreational experiences
- Assess and adapt programs and services to the needs of residents

Businesses blending with the charm of Cooper City

- 10% increase in the number of residents who own a business in Cooper City or are employed within Cooper City
- Develop survey to gauge business satisfaction and continually receive feedback on factors that are boosting or negatively impacting businesses
- Ensure the Business Expo and Job Fair becomes an annual event
- Robust marketing campaign that helps to attract investment in Cooper City and boost economic development efforts

Connectivity across the city

- Increased access to parks and recreational spaces by walking, bicycling, or by means other than a vehicle
- Secure access to spaces that will allow for the development and/or extension of bike and walking paths, while increasing efforts to secure grants and other funding sources for projects
- WiFi established at all sports complexes and community gathering places

PRIORITY 4

Citywide Revitalization

Cooper City Strategic Plan 2022-2027



Current State

Through the leadership of Cooper City's elected officials, the City has annually funded and executed a **Capital Improvement Plan** to help ensure our infrastructure's sustainability and capability to deliver critical services. To maintain a **pleasing and attractive appearance** throughout our neighborhoods, the City Commission launched an **initiative to step up education and enforcement of City codes and ordinances** while also supporting **improvements to parks and green spaces**.

Future State

The **beautification and revitalization** of Cooper City's infrastructure and facilities are **paramount** to meeting the expectations of those who call our City home and to **attracting potential residents and businesses**. Investments will be made to reinvigorate our City's major arteries, common areas, and improve sustainability. The City is **dedicated** to maintaining our **passive parks** and exploring creative plans to improve upon our **sports complexes and green spaces**, which will forever serve as oases for our City's families.

PRIORITY 4

Citywide Revitalization

Cooper City Strategic Plan 2022-2027



Strategic Goal 4

Maintain and improve the city's infrastructure and appearance to support and ensure a sustainable and beautiful environment.

Objectives

- Revitalize and invest in enhancing the physical appearance of targeted areas including the City's major arteries and monument signs.
- Assess the appearance of citywide parks and green spaces and make enhancement where needed to meet the needs of the community.
- Continue to educate the community on ordinances and citywide efforts of beautification.
- Continue citywide code enforcement to improve the physical appearance of Cooper City.
- Develop and update the capital improvement master plan for the City's water, wastewater, storm water, and roadway infrastructure.
- Develop a long-term, in-depth Capital Improvement Plan for facilities and roadways.
- Create a mobility plan that includes streets, paths, trails, greenways, sidewalks, and street calming.



Performance Measures

Commercial Centers

- Full compliance with City codes
- Landscaping is rejuvenated and/or restored to original site development plans
- City codes are continually updated to ensure that commercial centers and plazas blend in with the charm of Cooper City

Residential Areas

- Residents are fully informed and complying with City codes
- Meet with and/or present to all homeowners associations within the City to provide updates on relevant City codes and revitalization efforts
- 10% decrease of property maintenance code violations

City-wide Plans and Improvements

- Maintain a Pavement Condition Index (PCI) of 75-85 for all City streets
- 100% Drinking Water Compliance Rate
- Distribution System Water Loss equal to or less than 10%
- All funded and approved capital improvement projects have been initiated
- All capital improvement Master Plans are in the procurement process



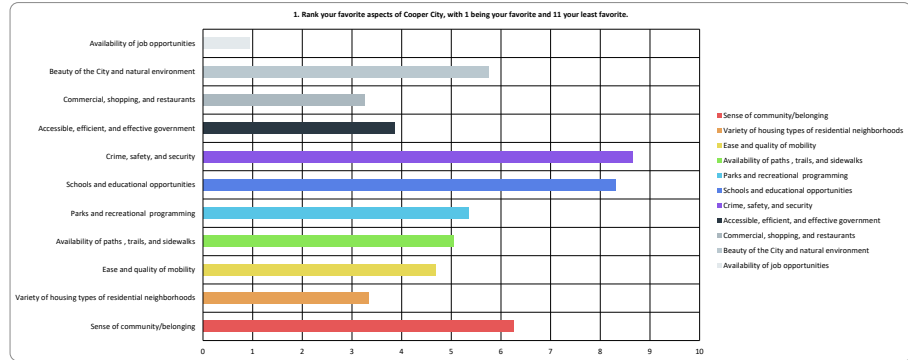
Closing and Next Steps



Cooper City Community Survey

1. Rank your favorite aspects of Cooper City, with 1 being your favorite and 11 your least favorite.

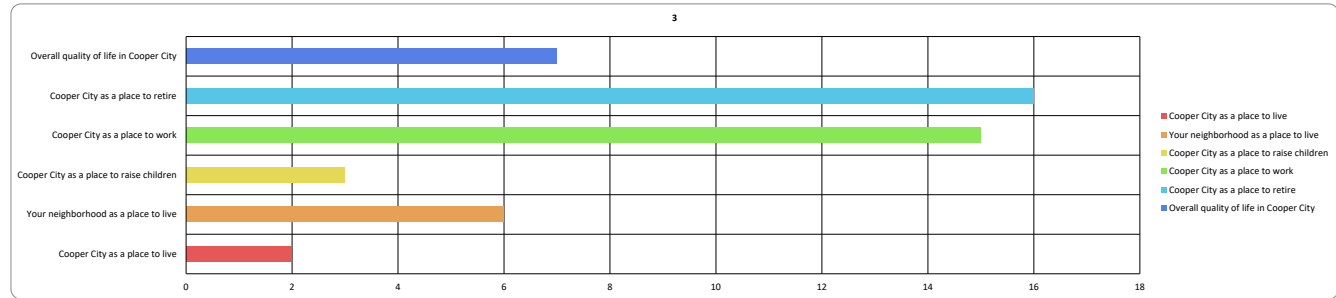
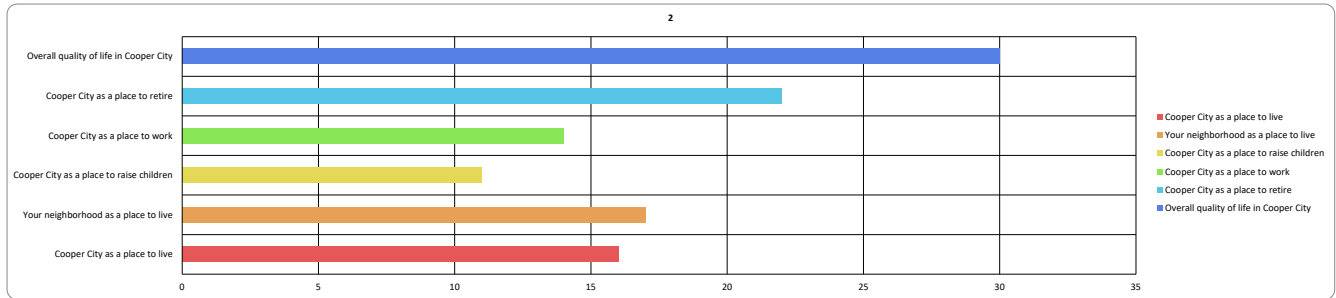
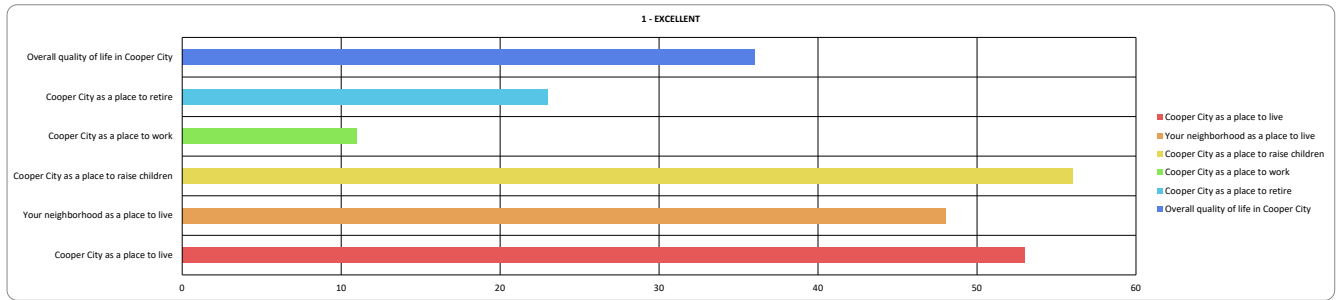
Choice	Ranking											Weighted Score												
	1	2	3	4	5	6	7	8	9	10	11													
Sense of community/belonging	8	10.81%	10	13.51%	9	12.16%	5	6.76%	9	5	12.16%	7	9.46%	6	8.11%	3	4.05%	2	2.70%	0	0.00%	1	1.35%	6.256756757
Variety of housing types of residential neighborhoods	3	4.05%	0	0.00%	4	5.41%	3	4.05%	2	2.70%	5	6.76%	4	5.41%	6	8.11%	11	14.86%	14	18.92%	4	5.41%	3.324324324	
Ease and quality of mobility	4	5.41%	5	6.76%	3	4.05%	9	12.16%	3	4.05%	5	6.76%	6	8.11%	11	14.86%	7	9.46%	3	4.05%	1	1.35%	4.675675676	
Availability of paths , trails, and sidewalks	2	2.70%	2	2.70%	6	8.11%	10	13.51%	7	9.46%	14	18.92%	6	8.11%	5	6.76%	4	5.41%	1	1.35%	0	0.00%	5.040540541	
Parks and recreational programming	0	0.00%	8	10.81%	8	10.81%	8	10.81%	8	10.81%	4	5.41%	12	16.22%	6	8.11%	3	4.05%	3	4.05%	1	1.35%	5.351351351	
Schools and educational opportunities	26	35.14%	15	20.27%	10	13.51%	2	2.70%	5	6.76%	1	1.35%	2	2.70%	3	4.05%	3	4.05%	0	0.00%	0	0.00%	8.297297297	
Crime, safety, and security	23	31.08%	23	31.08%	9	12.16%	3	4.05%	3	4.05%	2	2.70%	3	4.05%	1	1.35%	0	0.00%	0	0.00%	0	0.00%	8.648648649	
Accessible, efficient, and effective government	2	2.70%	0	0.00%	4	5.41%	9	12.16%	5	6.76%	6	8.11%	4	5.41%	6	8.11%	8	10.81%	6	8.11%	5	6.76%	3.864864865	
Commercial, shopping, and restaurants	0	0.00%	0	0.00%	3	4.05%	5	6.76%	7	9.46%	4	5.41%	3	4.05%	6	8.11%	13	17.57%	11	14.86%	1	1.35%	3.256756757	
Beauty of the City and natural environment	6	8.11%	4	5.41%	8	10.81%	10	13.51%	9	12.16%	6	8.11%	8	10.81%	6	8.11%	0	0.00%	1	1.35%	2	2.70%	5.743243243	
Availability of job opportunities	0	0.00%	0	0.00%	0	0.00%	0	0.00%	0	0.00%	0	0.00%	0	0.00%	1	1.35%	2	2.70%	12	16.22%	36	48.65%	0.945945946	
Answered	74																							
Skipped	7																							

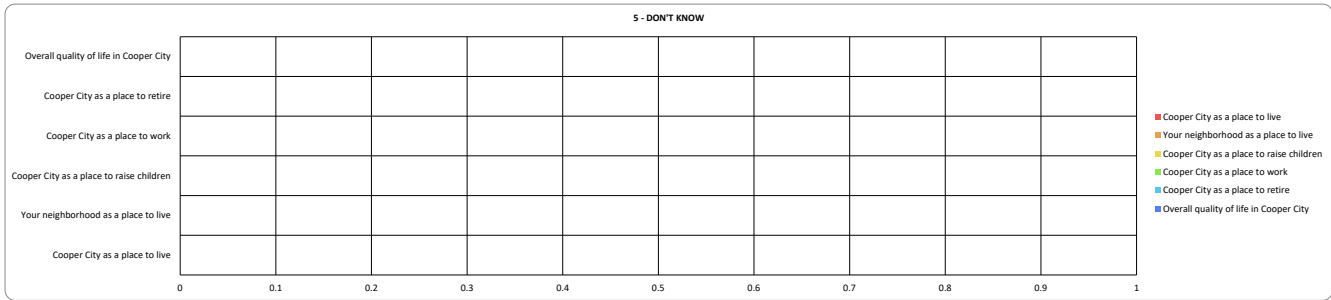
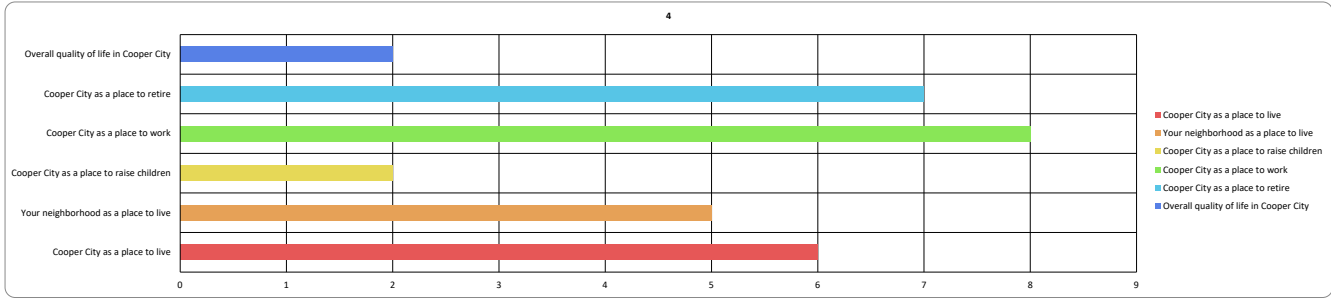


Cooper City Community Survey

2. On the following scale of 1 to 5, with 1 being "excellent" and 5 being "don't know," rate the following aspect of the quality of life in Cooper City

	1	2	3	4	5					
Cooper City as a place to live	53	66.25%	16	20.00%	2	2.50%	6	7.50%	0	0.00%
Your neighborhood as a place to live	48	60.00%	17	21.25%	6	7.50%	5	6.25%	0	0.00%
Cooper City as a place to raise children	56	70.00%	11	13.75%	3	3.75%	2	2.50%	0	0.00%
Cooper City as a place to work	11	13.75%	14	17.50%	15	18.75%	8	10.00%	0	0.00%
Cooper City as a place to retire	23	28.75%	22	27.50%	16	20.00%	7	8.75%	0	0.00%
Overall quality of life in Cooper City	36	45.00%	30	37.50%	7	8.75%	2	2.50%	0	0.00%
Answered	80									
Skipped	1									

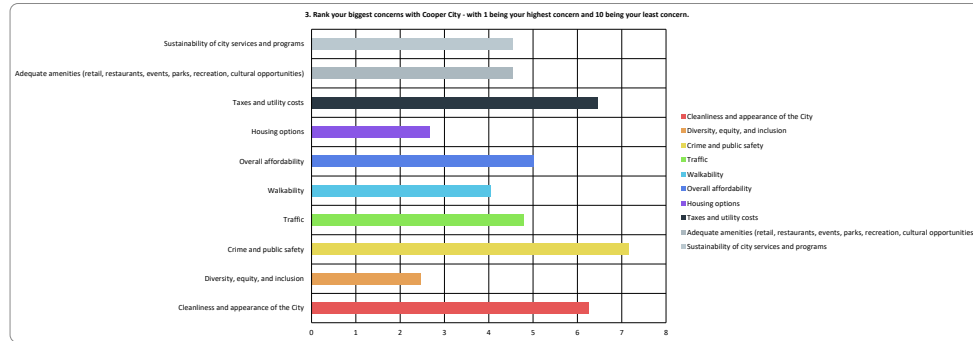




Cooper City Community Survey

3. Rank your biggest concerns with Cooper City - with 1 being your highest concern and 10 being your least concern.

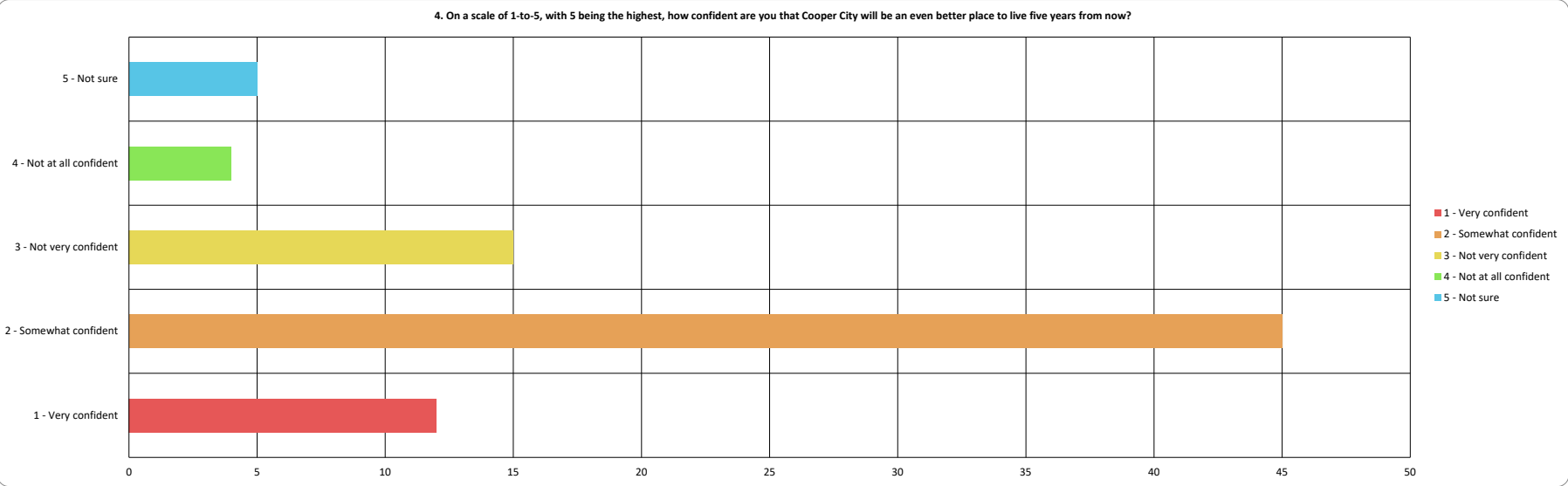
Choice	Ranking										Weighted Score										
	1	2	3	4	5	6	7	8	9	10											
Cleanliness and appearance of the City	10	13.89%	12	16.67%	7	9.72%	7	9.72%	10	13.89%	10	13.89%	5	6.94%	1	1.39%	2	2.78%	0	0.00%	6.25
Diversity, equity, and inclusion	3	4.17%	0	0.00%	2	2.78%	1	1.39%	2	2.78%	3	4.17%	10	13.89%	10	13.89%	4	5.56%	20	27.78%	2.472222222
Crime and public safety	26	36.11%	6	8.33%	6	8.33%	13	18.06%	6	8.33%	2	2.78%	2	2.78%	1	1.39%	2	2.78%	1	1.39%	7.152777778
Traffic	2	2.78%	10	13.89%	6	8.33%	8	11.11%	6	8.33%	11	15.28%	3	4.17%	4	5.56%	8	11.11%	0	0.00%	4.791666667
Walkability	1	1.39%	3	4.17%	5	6.94%	5	6.94%	9	12.50%	8	11.11%	8	11.11%	13	18.06%	6	8.33%	3	4.17%	4.055555556
Overall affordability	10	13.89%	8	11.11%	7	9.72%	5	6.94%	5	6.94%	4	5.56%	4	5.56%	7	9.72%	4	5.56%	3	4.17%	5.013888889
Housing options	0	0.00%	2	2.78%	7	9.72%	4	5.56%	2	2.78%	1	1.39%	3	4.17%	3	4.17%	19	26.39%	15	20.83%	2.680555556
Taxes and utility costs	14	19.44%	13	18.06%	10	13.89%	8	11.11%	3	4.17%	3	4.17%	6	8.33%	4	5.56%	1	1.39%	1	1.39%	6.458333333
Adequate amenities (retail, restaurants, events, parks, recreation, cultural opportunities)	1	1.39%	8	11.11%	10	13.89%	6	8.33%	4	5.56%	6	8.33%	10	13.89%	4	5.56%	5	6.94%	7	9.72%	4.541666667
Sustainability of city services and programs	5	6.94%	3	4.17%	4	5.56%	5	6.94%	13	18.06%	10	13.89%	5	6.94%	9	12.50%	3	4.17%	3	4.17%	4.555555556
Answered	72																				
Skipped	9																				



Cooper City Community Survey

4. On a scale of 1-to-5, with 5 being the highest, how confident are you that Cooper City will be an even better place to live five years from now?

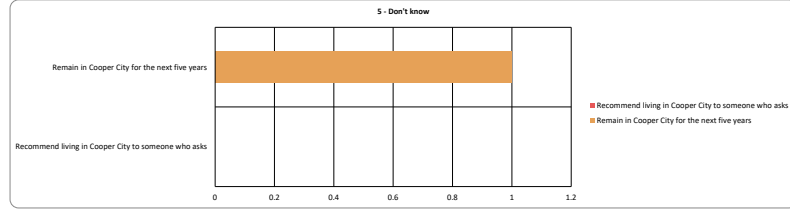
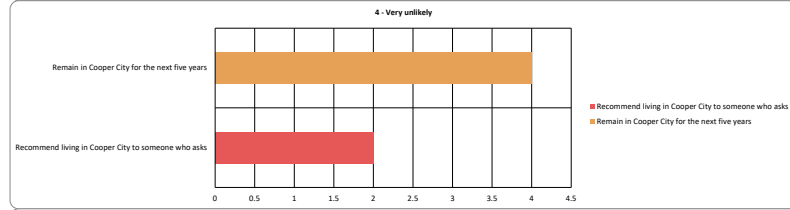
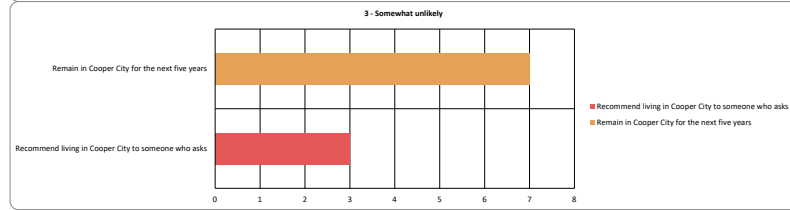
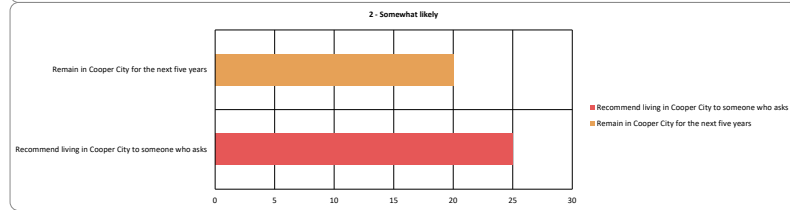
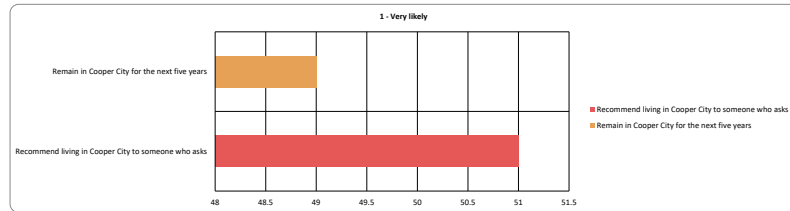
Choice	Responses
1 - Very confident	12 14.81%
2 - Somewhat confident	45 55.56%
3 - Not very confident	15 18.52%
4 - Not at all confident	4 4.94%
5 - Not sure	5 6.17%
Answered	81
Skipped	0



Cooper City Community Survey

5. How likely are you to do each of the following:

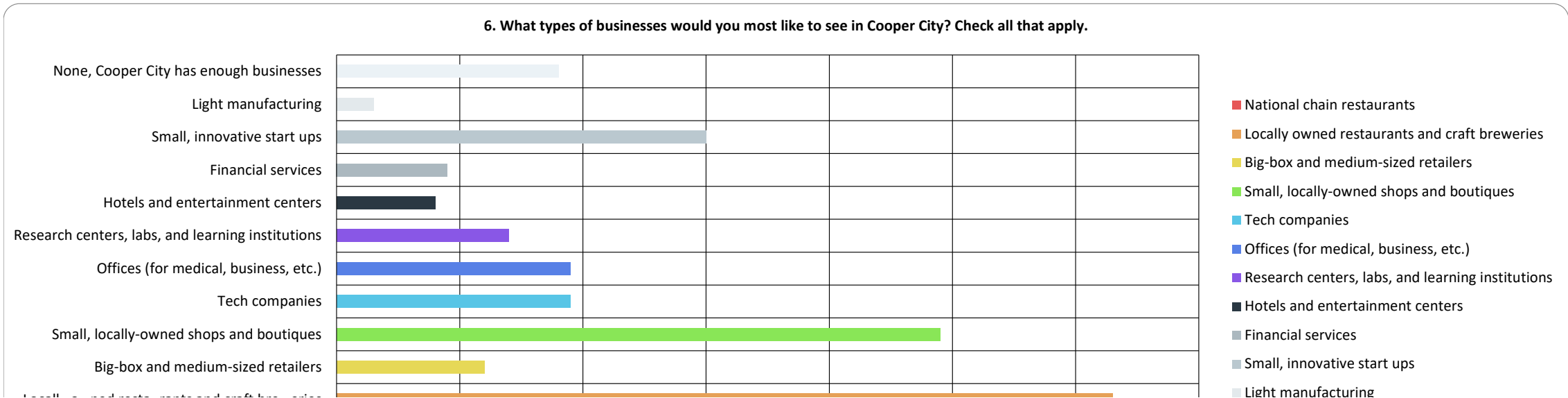
	1 - Very likely	2 - Somewhat likely	3 - Somewhat unlikely	4 - Very unlikely	5 - Don't know
Recommend living in Cooper City to someone who asks	51 62.96%	25 30.86%	3 3.70%	2 2.47%	0 0.00%
Remain in Cooper City for the next five years	49 60.49%	20 24.69%	7 8.64%	4 4.94%	1 1.23%
Answered	81				
Skipped	0				




Cooper City Community Survey

6. What types of businesses would you most like to see in Cooper City? Check all that apply.

Choice	Responses	
National chain restaurants	15	18.52%
Locally owned restaurants and craft breweries	63	77.78%
Big-box and medium-sized retailers	12	14.81%
Small, locally-owned shops and boutiques	49	60.49%
Tech companies	19	23.46%
Offices (for medical, business, etc.)	19	23.46%
Research centers, labs, and learning institutions	14	17.28%
Hotels and entertainment centers	8	9.88%
Financial services	9	11.11%
Small, innovative start ups	30	37.04%
Light manufacturing	3	3.70%
None, Cooper City has enough businesses	18	22.22%
Answered	81	
Skipped	0	

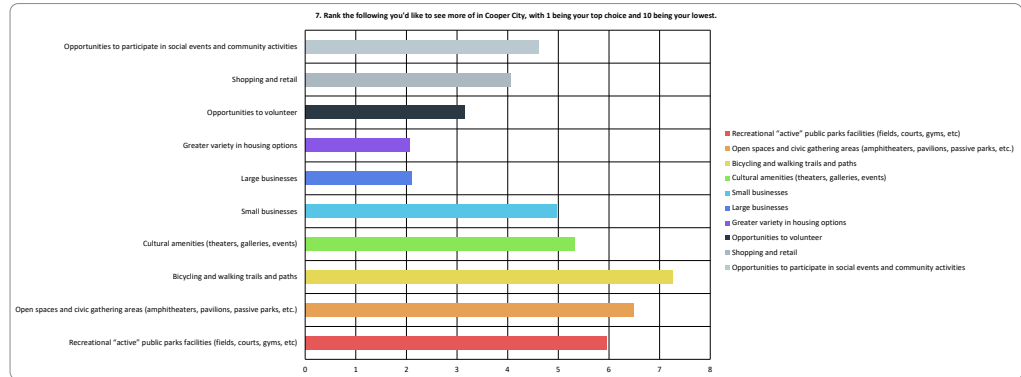




Cooper City Community Survey

7. Rank the following you'd like to see more of in Cooper City, with 1 being your top choice and 10 being your lowest.

Choice	Ranking										Weighted Score										
	1	2	3	4	5	6	7	8	9	10											
Recreational "active" public parks facilities (fields, courts, gyms, etc)	12	17.65%	10	14.71%	8	11.76%	7	10.29%	6	8.82%	3	4.41%	3	4.41%	3	4.41%	4	5.88%	2	2.94%	5.955882353
Open spaces and civic gathering areas (amphitheaters, pavilions, passive parks, etc.)	18	26.47%	8	11.76%	12	17.65%	5	7.35%	6	8.82%	2	2.94%	2	2.94%	0	0.00%	1	1.47%	2	2.94%	6.485294118
Bicycling and walking trails and paths	17	25.00%	19	27.94%	5	7.35%	8	11.76%	4	5.88%	4	5.88%	1	1.47%	2	2.94%	1	1.47%	0	0.00%	7.25
Cultural amenities (theaters, galleries, events)	11	16.18%	5	7.35%	4	5.88%	8	11.76%	6	8.82%	11	16.18%	5	7.35%	2	2.94%	1	1.47%	0	0.00%	5.323529412
Small businesses	4	5.88%	6	8.82%	6	8.82%	8	11.76%	8	11.76%	9	13.24%	6	8.82%	7	10.29%	1	1.47%	0	0.00%	4.970588235
Large businesses	1	1.47%	2	2.94%	0	0.00%	0	0.00%	3	4.41%	5	7.35%	5	7.35%	5	7.35%	12	17.65%	13	19.12%	2.102941176
Greater variety in housing options	1	1.47%	1	1.47%	2	2.94%	3	4.41%	1	1.47%	1	1.47%	4	5.88%	6	8.82%	10	14.71%	19	27.94%	2.058823529
Opportunities to volunteer	0	0.00%	1	1.47%	1	1.47%	7	10.29%	4	5.88%	9	13.24%	7	10.29%	12	17.65%	6	8.82%	3	4.41%	3.147058824
Shopping and retail	3	4.41%	3	4.41%	9	13.24%	3	4.41%	6	8.82%	4	5.88%	10	14.71%	5	7.35%	5	7.35%	5	7.35%	4.058823529
Opportunities to participate in social events and community activities	1	1.47%	7	10.29%	9	13.24%	6	8.82%	9	13.24%	5	7.35%	6	8.82%	4	5.88%	5	7.35%	2	2.94%	4.617647059
Answered	68																				
Skipped	13																				



Cooper City Community Survey

8. As a follow-up to question 7, if you have another option, please explain here:

Response

Community plaza and promenades

N/A

Stop turning into Davie. Keep some green spaces. Enough development.

Modernize the city

N/A

No more expensive parks. Stop raising taxes for things we don't need!

Update development signage . Many original developments signed are completely outdated (almost 40 yrs old) and still have same style signage . ie: flamingo gardens , bill lips park signs)

#7 was interesting. We seem to have enough of all choices. A better concern with neighborhood upkeep and public area maintenance. Code enough has almost disappeared since I moved here in 1989.

Entertainment venues (FUN)

Regarding #6, I don't think CC should fill up the empty spaces in current plazas (Embassy Lakes). A small grocery store like Sprouts or Trader Joe's would be nice. I do not think more plazas should be built.

I would love to see more cultural events/food/arts festivals in Cooper City.

n/a

We have enough parks

More expos.

Better recycling options among those for example for plastic bag. Educate residents on how to recycle.

I'd like to see more events that are directed towards our young adults(no kids), in my opinion that's the age group that will stick around and stay in the area.

Now the city has a goos balance of sports facilities and natural spaces. Worry about changing to much and becoming a big commercial city.

none

More kid events! For example, the Fireman's BBQ in Plantation is super fun for kids and families. Things like that. I'd LOVE a carnival - "Cooper City Days" similar to how I grew up.

None of the above. Cooper City needs better tree trimming services. Roots from oak trees tearing up sidewalks, black olive trees should be removed. Large oaks should be removed and new trees planted in residential areas.

Preserves

None

I hope Cooper City avoids the mistake so many cities make they follow the same flawed model of thinking grow - grow-grow is the path to a better city WRONG this non stop GROW GROW GROW model

leads to towns losing their charm and simply becoming just another overdeveloped, overpopualted uban cesspool with more problems with crime and bad neighborhoods

I would like to see more police presence on the street in areas like Rock Creek to ensure traffic rules, particularly speeding, are being followed and a clearer view of our police station. It is practically invisible and I see cars speed by it going 60 mph very often.

New codes and adherence to existing codes that maintain property values

Answered

27

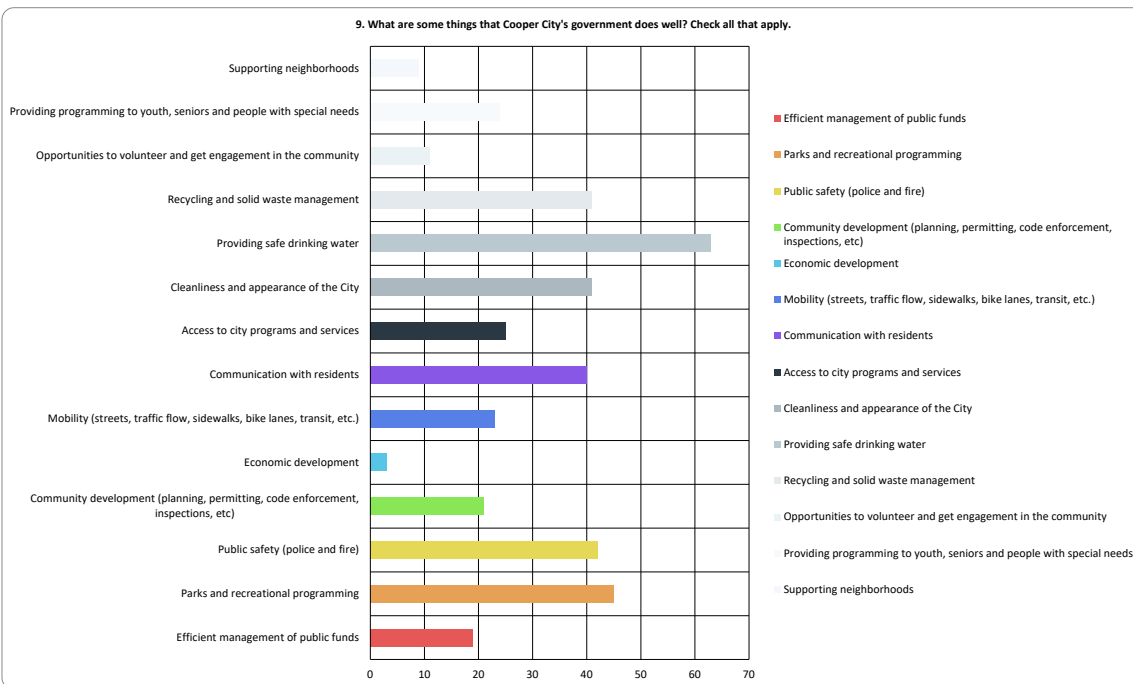
Skipped

54

Cooper City Community Survey

9. What are some things that Cooper City's government does well? Check all that apply.

Choice	Responses	
Efficient management of public funds	19	24.68%
Parks and recreational programming	45	58.44%
Public safety (police and fire)	42	54.55%
Community development (planning, permitting, code enforcement, inspection, etc.)	21	27.27%
Economic development	3	3.90%
Mobility (streets, traffic flow, sidewalks, bike lanes, transit, etc.)	23	29.87%
Communication with residents	40	51.95%
Access to city programs and services	25	32.47%
Cleanliness and appearance of the City	41	53.25%
Providing safe drinking water	63	81.82%
Recycling and solid waste management	41	53.25%
Opportunities to volunteer and get engagement in the community	11	14.29%
Providing programming to youth, seniors and people with special needs	24	31.17%
Supporting neighborhoods	9	11.69%
Answered	77	
Skipped	4	



Cooper City Community Survey

10. As a follow-up to question 9, please list areas where Cooper City's government can be improved:

Response

Control cars speeding

city appearance (more underground FPL cables) and tree canopy restoration

More involvement for local small businesses, more code enforcement for neighborhood sidewalks being constantly blocked by cars parked on it. Impossible

for strollers, kids on bicycles and pedestrians trying to walk around the neighborhood

be on top of code enforcement more for rundown homes

Stop the over development of housing and businesses.

N/a

N/A

Fiscal responsibility -

SAFETY

Focus on infrastructure needs - roads, sidewalks, water, sewer, etc. The big parks are already world-class, how about our roads?

A big part of the positives for the town are it's schools but the city doesn't add any \$\$ to them directly

Become better at how they use city finances instead of always increasing taxes. Which is driving families to move out of Cooper City. Our taxes are higher than luxury/high end cities.

Transparency

Cooper City

Recycling. It's not clear at all.

Job Opportunities

Limit the power of HOAs. Absolutely ridiculous and the amount of embezzlement needs to be investigated. Disgusting.

Most

Improve recycling education to residents and recycling options. Also create some Nice splash pads for the kids.

all the items items I didn't check off.

Code enforcement is embarrassing the way they pick and choose who to give citations to and when. .

Lol

All the space (orange groves, fields, etc have all disappeared. I think we have enough churches. And the traffic on my street (118 Ave) is downright

dangerous. You have speed humps on the street near Publix, why not here?

Code enforcement of fun down vacant residences; noise code enforcement

none

Tree pruning in the swale areas before Hurricanes.

I would like to suggest that Cooper City sets a goal for 80% of all plastic and paper products from households in the city be "actually" recycled. This most probably will incur in a higher cost than just the collection of such waste from waste management but we should strive to set an example of sustainability. It is

Code enforcement of yard and home curb appeal. Neighbor at 5132 SW 94 AVE has basically abandoned the home, allowing front and especially back yard to completely overgrow, paint peeling from house, roof in need of repair, trees actually growing out of the side of roof. Have noticed several other houses in

CC in similar disrepair.

City communication to city residents done by POSTAL SERVICE, especially to seniors ! Some seniors do not have family members to help with working with a computer, smart phone, tablet, etc.. !.

Tree trimming and/or removal and replant new smaller trees.

Cleaning up the four plex apartments, better management of tax revenue, look into replacing bso as our police provider

More focus on sustainability and green energy.

Our city trees need help...was told, by tree cutters, there are more then 200 oak trees that are dying.

Policing, public safety.

Again, better police presence. We pay enough to Broward County and they couldn't even get us the contracted police offers on the street daily.

Cooper City

Update the ugly orange community signs. Plus update the mismatched and ugly fences on Palm/100 Avenue from Stirling to Griffin. A nice wall on both sides would be awesome!

Lower property taxes and not putting 800\$ assessments on my Tax Bill

Stop spending, start gaining funds. Reduce taxes

Help fix areas that are zoned single family, but they become multi-family/multi-people dwellings with a parking lot in yards and the street. Also, enforce codes when homes/yards become un-kept.

Answered

40


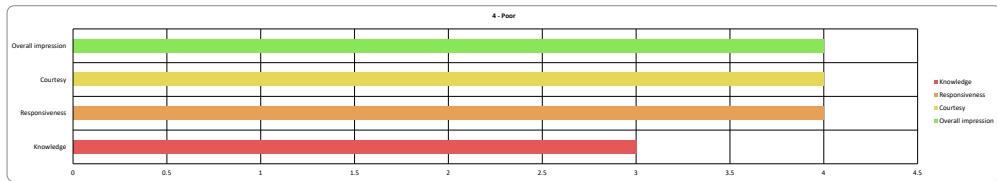
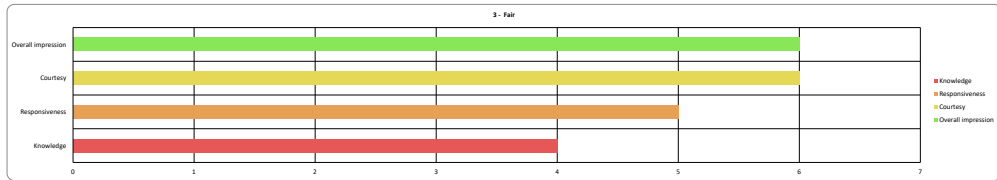
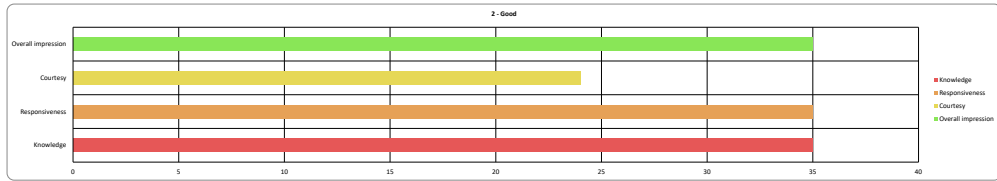
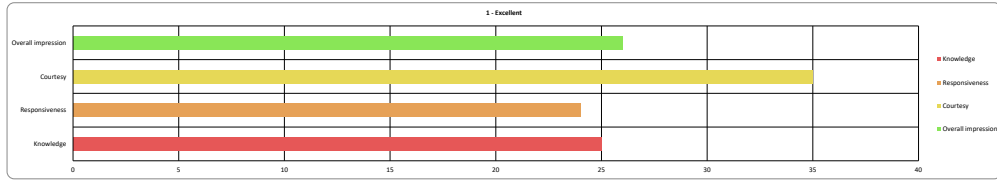
Skipped

41

Cooper City Community Survey

11. What is your impression of the employees of the City of Cooper City in your most recent contact (rate each characteristic below)

	1 - Excellent		2 - Good		3 - Fair		4 - Poor		5 - Don't know	
Knowledge	25	32.89%	35	46.05%	4	5.26%	3	3.95%	8	10.53%
Responsiveness	24	31.58%	35	46.05%	5	6.58%	4	5.26%	8	10.53%
Courtesy	35	46.05%	24	31.58%	6	7.89%	4	5.26%	7	9.21%
Overall impression	26	34.21%	35	46.05%	6	7.89%	4	5.26%	5	6.58%
Answered	76									
Skipped	5									



Cooper City Community Survey

12. What do you foresee as Cooper City's biggest challenge over the next 5 years?

Choice	Responses	
Economy (rebounding from COVID-19, etc.)	5	6.17%
Traffic congestion	8	9.88%
Cost of maintaining current city infrastructure (streets, city facilities, fire stations, recreation centers)	24	29.63%
Availability of housing options	0	0.00%
Cost of living	9	11.11%
Cost of adding needed or desired amenities (parks, trails, etc.)	2	2.47%
Crime and safety	14	17.28%
Maintaining a sense of community	1	1.23%
Population growth and new development	15	18.52%
Maintaining programs and services currently offered (recreation programs, special events)	3	3.70%
Answered	81	
Skipped	0	

