

COOPER CITY

DESIGN GUIDELINES MANUAL



chen moore and associates

ADOPTED - OCTOBER 22, 2024



COVER LETTER

Chen Moore and Associates (CMA) has developed this Design Guidelines Manual. The items detailed herein shall serve as a branding and specifications package, that supplements City Code and Ordinances, to define these elements and create a cohesive theme throughout the City's public spaces. During the master plan process, 28 sites were evaluated throughout Cooper City. These spaces have been prioritized based on their current conditions, present opportunities, constraints and their visibility.

This manual shall serve as a design guideline and specification package for these sites and other public spaces within the City.

- Monument and wayfinding signage
- Site furnishings
- Lighting
- Hardscape
- Walls
- Fences
- Public art
- Landscape

Each category includes examples and illustrations of ways in which the intent of the standard theme can be achieved.

This Manual has been prepared following a full Master Plan process. The master plan documents inventory and analysis, design options, and stakeholder and community input. Multiple site inspections, stakeholder meetings and public engagement meetings were held and drove the guidelines and specifications herein.

The Design Guidelines Manual identifies and categorizes the City's public spaces to receive improvements as funding becomes available. The Manual includes an estimated opinion of cost for improvements throughout the community and includes a priorities list that will aid the City in developing a Capital Improvements Plan.

The proposed Design Guidelines Manual will serve as a document to guide design of new or redeveloped public spaces in the City, providing a framework for Planning staff, the Planning Commission, and design professionals. The Design Guidelines are intended to guide design decisions and unify the City's open spaces through these standard specifications.

TABLE OF CONTENTS

Introduction	4	Landscape	21-28
Signage	5-9	Canopy Trees.....	21
Design and Materials	5	Small Trees.....	22
Monument Signs.....	6-8	Palms and Cycads	23
Primary.....	6	Shrubs	24
Secondary Sign.....	7	Ornamental Grasses.....	25
Tertiary Sign	8	Groundcovers.....	26
Wayfinding, Educational and Traffic Signs	9	Vines.....	27
Site Furnishings.....	10-12	Turf Grass.....	28
Bench, Receptacle & Table	10	Site Application Examples	29-31
Friendship Bench.....	11	Bill Lips Sports Complex.....	29
Bike Rack	12	Pine Island Rd.....	30
Lighting	13-14	Suellen Sports Complex	31
Hardscape	15-16	References.....	32
Brick Pavers	15		
Stamped Asphalt	16		
Fences.....	17		
Walls.....	18		
Public Art	19-20		
Vinyl Wrapping and Painted Crosswalks.....	19		
Sculptures and Furniture	20		

INTRODUCTION

A. PURPOSE OF DESIGN GUIDELINES

It is important to have a unified vision for a City and its future development. The specific purpose of this Design Guidelines Manual is to give design recommendations and goals for the current and future development of Cooper City's public and open spaces. This manual takes into consideration criteria outlined in the City's Landscape Code Ordinance, and is noted throughout the manual. Each category in the manual includes examples and illustrations of ways in which the intent of the standard theme can be achieved. The graphic images are meant to be examples and are not the only acceptable means towards accomplishing the intent of the theming package.

All information should be considered as recommendations. There are some innovative examples illustrated in this manual that may require prior approval.

The basic objective of the ordinance and manual is:

To provide design guidelines that create a consistent materials and theming palette that can be applied throughout the City for signage, site furnishings, lighting, hardscape, public art, and landscaping.

The manual is an illustration of recommended theming.

Included in the manual are:

- Examples of signage designs including recommended applications and materials
- Wayfinding, educational and traffic sign designs
- Furnishings including a bench, table, trash receptacle, and bike rack
- Lighting
- Hardscape with recommended applications
- Public art design ideas and recommended locations
- A native landscaping palette.





STACKED STONE SPECIFICATIONS:

TYPE: EL DORADO, CLIFFSTONE®
COLOR: MESQUITE®
SIZE: 1.25"-5.5" HEIGHT, 4"-21.25" LENGTH,
.625"-2.375" THICKNESS




VINYL WOOD LOOK SPECIFICATIONS:

TYPE: EMBOSSED VINYL
COLOR: DARK BROWN
SIZE: 2"X4" BOARDS, 6" SQUARE POSTS



NATURAL STONE SPECIFICATIONS:

TYPE: OOLITE LIMESTONE
COLOR: NATURAL BEIGE
SIZE: SOLID BLOCK, NATURAL EDGE



STUCCO SPECIFICATIONS:

TYPE: SHERWIN WILLIAMS
COLOR: 6099 SAND DOLLAR



SHIPLAP SPECIFICATIONS:

TYPE: RADIATA PINE NICKEL GAP SHIP LAP BOARD
COLOR: SW 7005 PURE WHITE
SIZE: 9/16" X 5 1/4" HEIGHT X 16' LENGTH



LOGO AND LETTERING SPECIFICATIONS:

TRADEMARK/LOGO WILL REQUIRE ADMINISTRATIVE
APPROVAL PRIOR TO PERMITTING
TYPE: ALUMINUM
COLOR: BRONZE
FONT: OPEN SANS
SIZE: DEPENDENT UPON LOCATION, MAX 18" HEIGHT



OPTIONAL POT SPECIFICATIONS:

TYPE: THE POTTERY PATCH
MODEL: IT204
COLOR: TERRA COTTA
SIZE: 16" HEIGHT X 36" DIAMETER
MATERIAL: CERAMIC
*OR APPROVED EQUAL

DESIGN INTENT:

THIS SELECTION OF MATERIALS IS MEANT TO MAINTAIN COOPER CITY'S TRADITIONAL AESTHETIC WHILE ALSO GIVING AN UPDATED LOOK FOR THE CITY'S PUBLIC SPACES.

ZONING REQUIREMENTS:


ALL SIGNAGE SHALL CONFORM TO THE PROVISIONS OF COOPER CITY'S CODE OF ORDINANCES, CHAPTER 25, ARTICLE II - SIGNS AS AMENDED AND REVISED.

ANY MODIFICATION OR REVISION TO THE DESIGN OF ANY TRAFFIC-CONTROL SIGNS SHALL BE APPROVED THROUGH THE STATE.

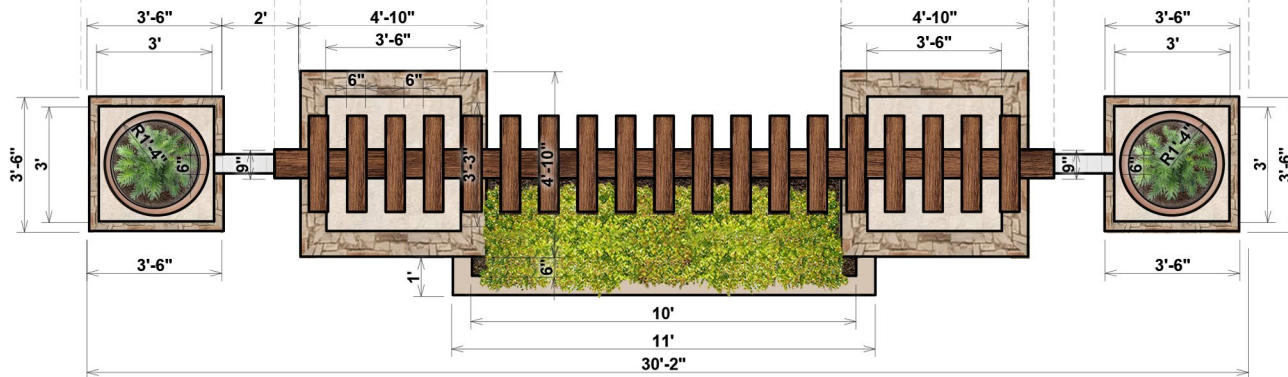
CODE PERMITS

- 25-23 (D) MUNICIPAL SIGNS.
THE CONSTRUCTION AND DESIGN OF MUNICIPAL SIGNS SHALL BE IN ACCORDANCE WITH CITY DESIGN CRITERIA AND SPECIFICATIONS FOR SIGNS, PROVIDED THAT THIS REQUIREMENT SHALL NOT APPLY TO ANY TRAFFIC-CONTROL SIGN, THE DESIGN OF WHICH IS PRESCRIBED BY STATE LAW.

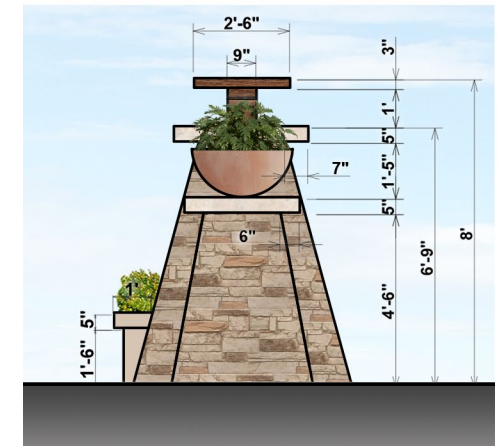
MONUMENT SIGNS - PRIMARY



ELEVATION VIEW



PLAN VIEW




SIDE ELEVATION VIEW

- ① SHIPLAP
- ② VINYL PERGOLA
- ③ STUCCO
- ④ METAL LETTERS
- ⑤ RAISED PLANTER
- ⑥ METAL LOGO
- ⑦ OPTIONAL POT
- ⑧ STONE COLUMN

PRIMARY SIGN SPECIFICATIONS:

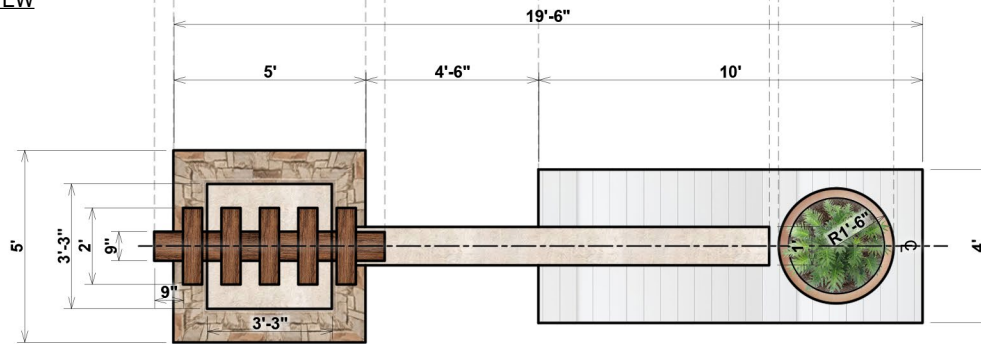
TO BE USED AT MAIN ENTRY POINTS AND INTERSECTIONS IN COOPER CITY.

MONUMENT SIGNS - SECONDARY

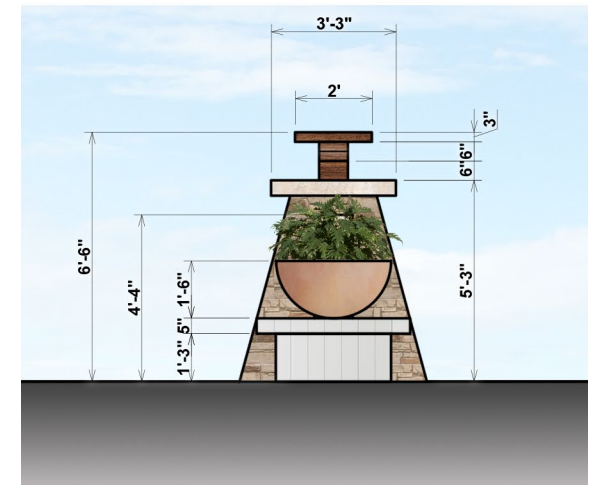


- ① VINYL PERGOLA
- ② STONE COLUMN
- ③ METAL LOGO
- ④ STUCCO
- ⑤ METAL LETTERS
- ⑥ OPTIONAL POT
- ⑦ SHIPLAP

ELEVATION VIEW



PLAN VIEW

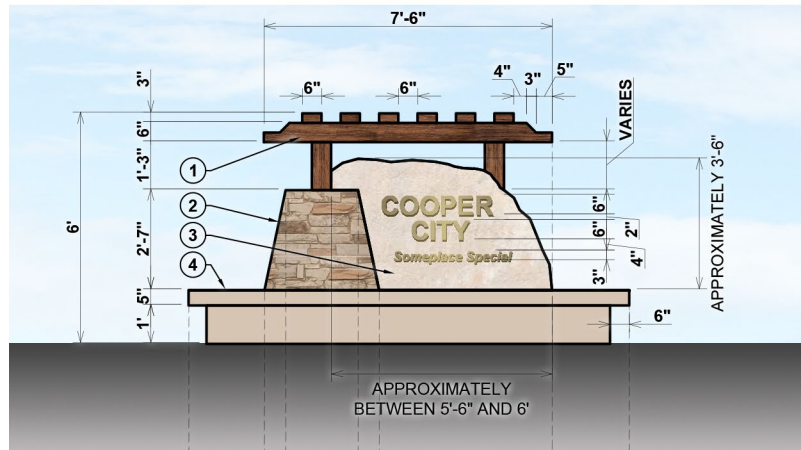


SIDE ELEVATION VIEW

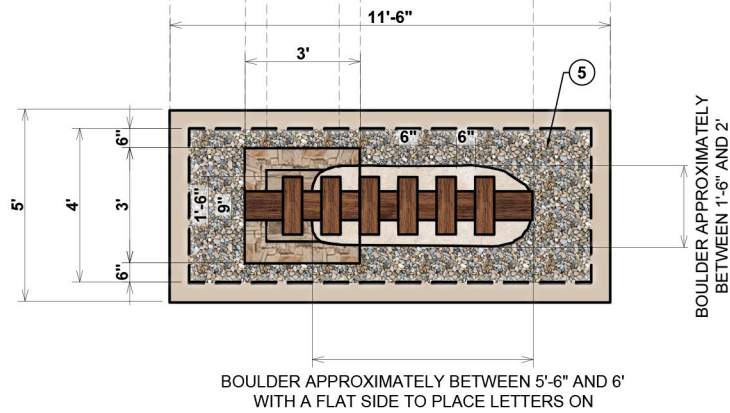
SECONDARY SIGN SPECIFICATIONS:

TO BE USED IN LARGE MEDIANS AND INTERSECTIONS.

MONUMENT SIGNS - TERTIARY

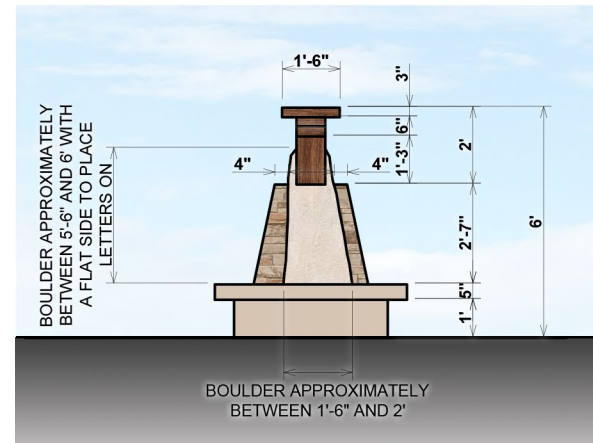


ELEVATION VIEW



PLAN VIEW

- ① VINYL PERGOLA
- ② STONE COLUMN
- ③ OOLITE BOULDER
- ④ RAISED PLANTER
- ⑤ RIVER ROCK

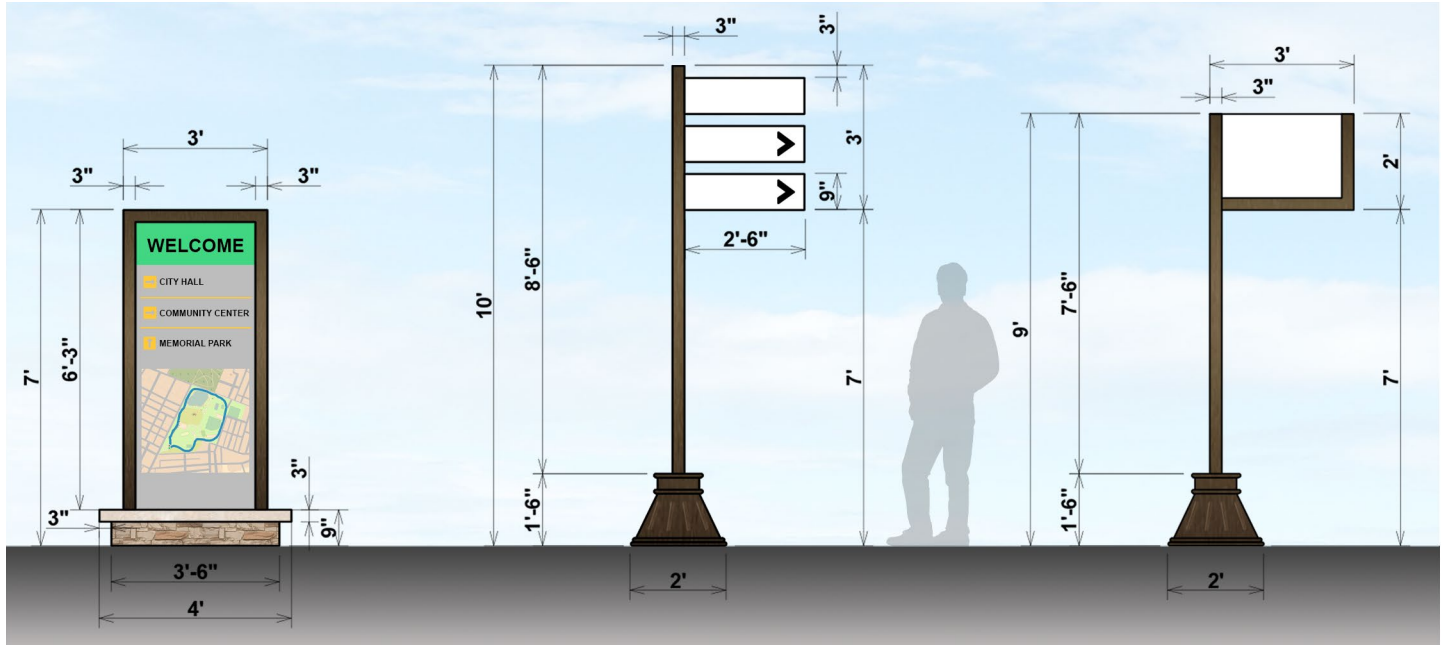


SIDE ELEVATION VIEW

PRIMARY SIGN SPECIFICATIONS:

TO BE USED IN SMALL MEDIANS AND NEAR PUBLIC/MUNICIPAL BUILDINGS
IN COOPER CITY.

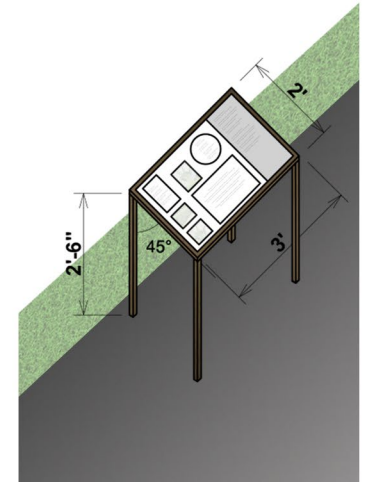
WAYFINDING, EDUCATIONAL AND TRAFFIC SIGNS



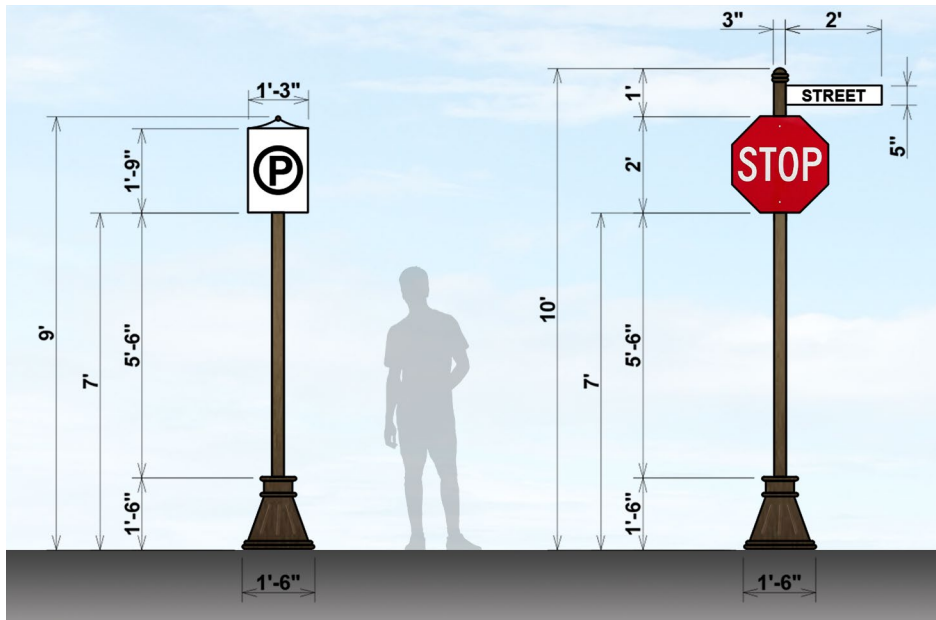
INFORMATION KIOSK

DIRECTIONAL SIGNAGE

DIRECTIONAL SIGNAGE



EDUCATIONAL SIGNAGE



PARKING SIGNAGE

TRAFFIC AND STREET SIGNAGE

WAYFINDING, EDUCATIONAL AND TRAFFIC SIGN SPECIFICATIONS:
TO BE USED THROUGHOUT THE CITY WHERE UPDATED OR NEW SIGNAGE IS NEEDED.

SITE FURNISHINGS



VICTOR STANLEY® **CS-10 BENCH**
Product may be purchased from VICTORSTANLEY.COM for details.


Create a timeless moment.™



VICTOR STANLEY® **S-42 TRASH**
Product may be purchased from VICTORSTANLEY.COM for details.

Create a timeless moment.™

MATERIALS



COLOR:
BRONZE POWDERCOAT



MATERIAL :
RECYCLED PLASTIC SLATS
COLOR:
ESPRESSO

FURNISHING SPECIFICATIONS:

BENCH: VICTOR STANLEY®, CLASSIC COLLECTION
 MODEL: CS-10, 6' LENGTH BENCH.
 ALTERNATE OPTIONS: 4' LENGTH BENCH OR BACKLESS BENCH,
 RECYCLED PLASTIC SLATS
 COLOR: BRONZE POWDERCOAT, ESPRESSO SLATS
 *OR APPROVED EQUAL

TABLE: VICTOR STANLEY®, CLASSIC COLLECTION
 MODEL: C-9, 6' LENGTH, RECYCLED PLASTIC SLATS
 COLOR: BRONZE POWDERCOAT, ESPRESSO SLATS
BENCHES (SEPARATE): VICTOR STANLEY®, CLASSIC COLLECTION
 MODEL: C-7, 6' LENGTH, BACKLESS BENCH , RECYCLED PLASTIC SLATS
 ALTERNATE OPTIONS: 4' LENGTH, 8' LENGTH
 COLOR: BRONZE POWDERCOAT, ESPRESSO SLATS
 *OR APPROVED EQUAL

TRASH RECEPTACLE: VICTOR STANLEY®, IRONSITES® COLLECTION
 MODEL: S-42, 36G, STANDARD TAPERED FORMED LID
 COLOR: BRONZE POWDERCOAT
 *OR APPROVED EQUAL

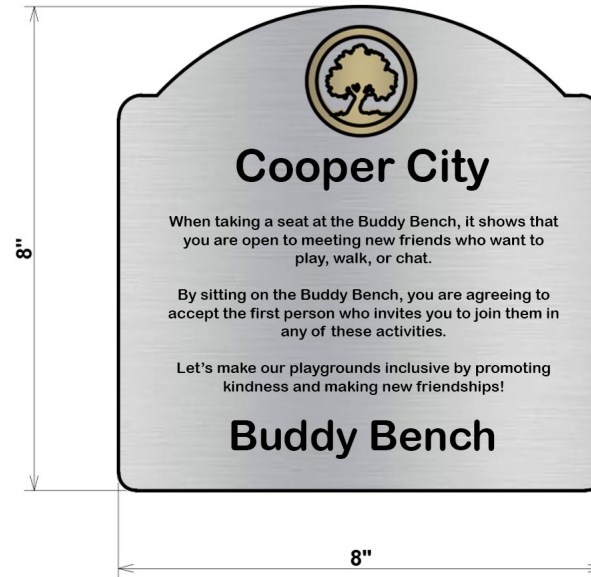


C-9 TABLE, C-7 BENCH

SITE FURNISHINGS




CS-10 BENCH WITH PLAQUE



ALUMINUM PLAQUE

MATERIALS



COLOR:
BRONZE POWDERCOAT

FURNISHING SPECIFICATIONS:

TO BE USED IN LOCATIONS NEAR SCHOOLS, PLAYGROUNDS, PUBLIC BUILDINGS SUCH AS LIBRARIES, MUSEUMS, GARDENS AND OTHER GATHERING SPACES OR WALKING PATHS/TRAILS.

FRIENDSHIP BENCH OPTION: VICTOR STANLEY®, CLASSIC COLLECTION

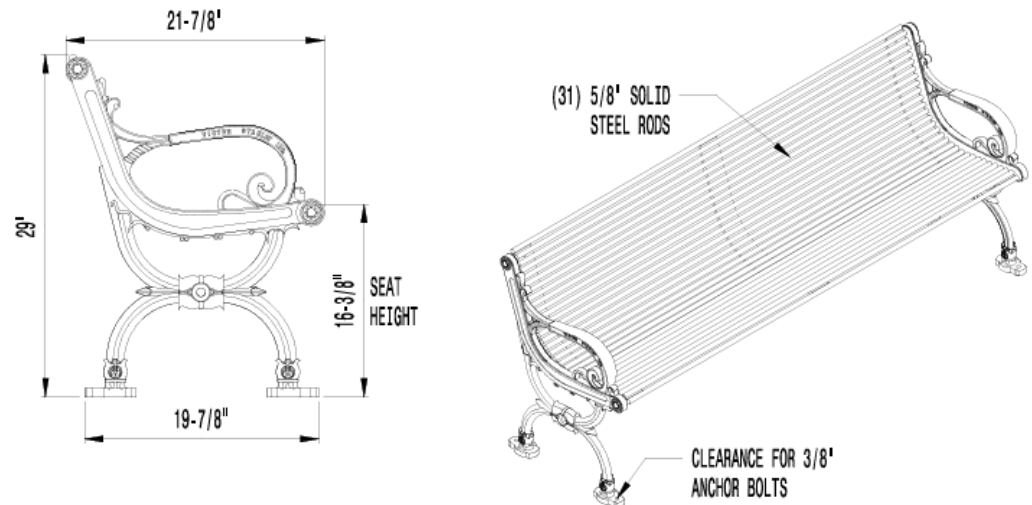
WITH CUSTOM ALUMINUM PLAQUE

MODEL: CS-10, 6' LENGTH BENCH

COLOR: BRONZE POWDERCOAT

ALTERNATE OPTIONS: 4' LENGTH BENCH OR BACKLESS BENCH, RECYCLED PLASTIC SLATS

*OR APPROVED EQUAL



CS-10 BENCH DETAILS

SITE FURNISHINGS




BRHS-101 BIKE RACK

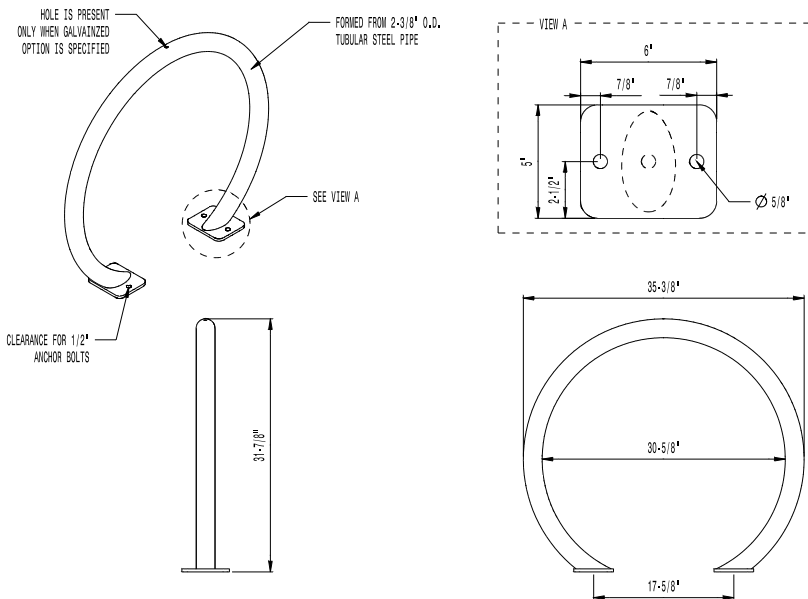


BRHS-101 BIKE RACK

MATERIALS



COLOR:
BRONZE POWDERCOAT



BIKE RACK SPECIFICATIONS:

TO BE USED NEAR WALKING PATHS, TRAILS, ALONG BIKE ROUTES, AND AT DESTINATION POINTS SUCH AS GROCERY STORES, SHOPPING CENTERS, LIBRARIES, AND OTHER PUBLIC BUILDINGS.

VICTOR STANLEY®, CYCLE SENTRY™ COLLECTION

MODEL: BRHS-101

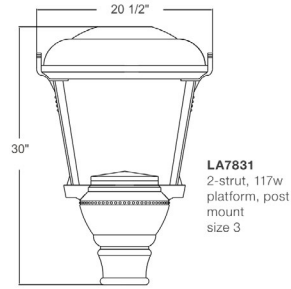
TYPE: SURFACE MOUNT

ALTERNATE OPTIONS: IN GROUND MOUNT

COLOR: BRONZE POWDERCOAT

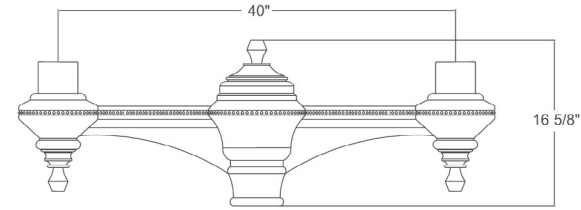
*OR APPROVED EQUAL

LIGHTING

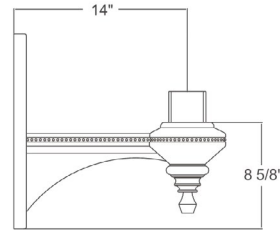


LUMINAIRE

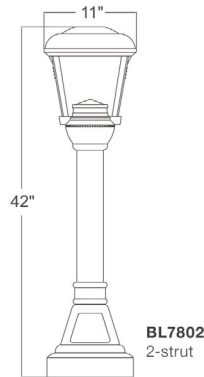
PA7411-2



DOUBLE POST ARM



WALL MOUNT



BOLLARD

MATERIALS



COLOR:
51M ARCHITECTURAL BRONZE, MARINE GRADE

LIGHTING SPECIFICATIONS:

ANP LIGHTING 780/790 COLLECTION

DOUBLE POST ARM

MODEL: PA7411-2-LA7831, 30" HEIGHT LUMINAIRE
 COLOR: 51M ARCHITECTURAL BRONZE, MARINE GRADE
 LOCATION: CENTRAL MEDIAN, ROADWAY LIGHTING, OR CELEBRATED ENTRANCE
 ALTERNATE OPTION: SINGLE MOUNT; FOR PARKING LOT, PEDESTRIAN/TRAIL LIGHTING
 *OR APPROVED EQUAL

WALL MOUNT

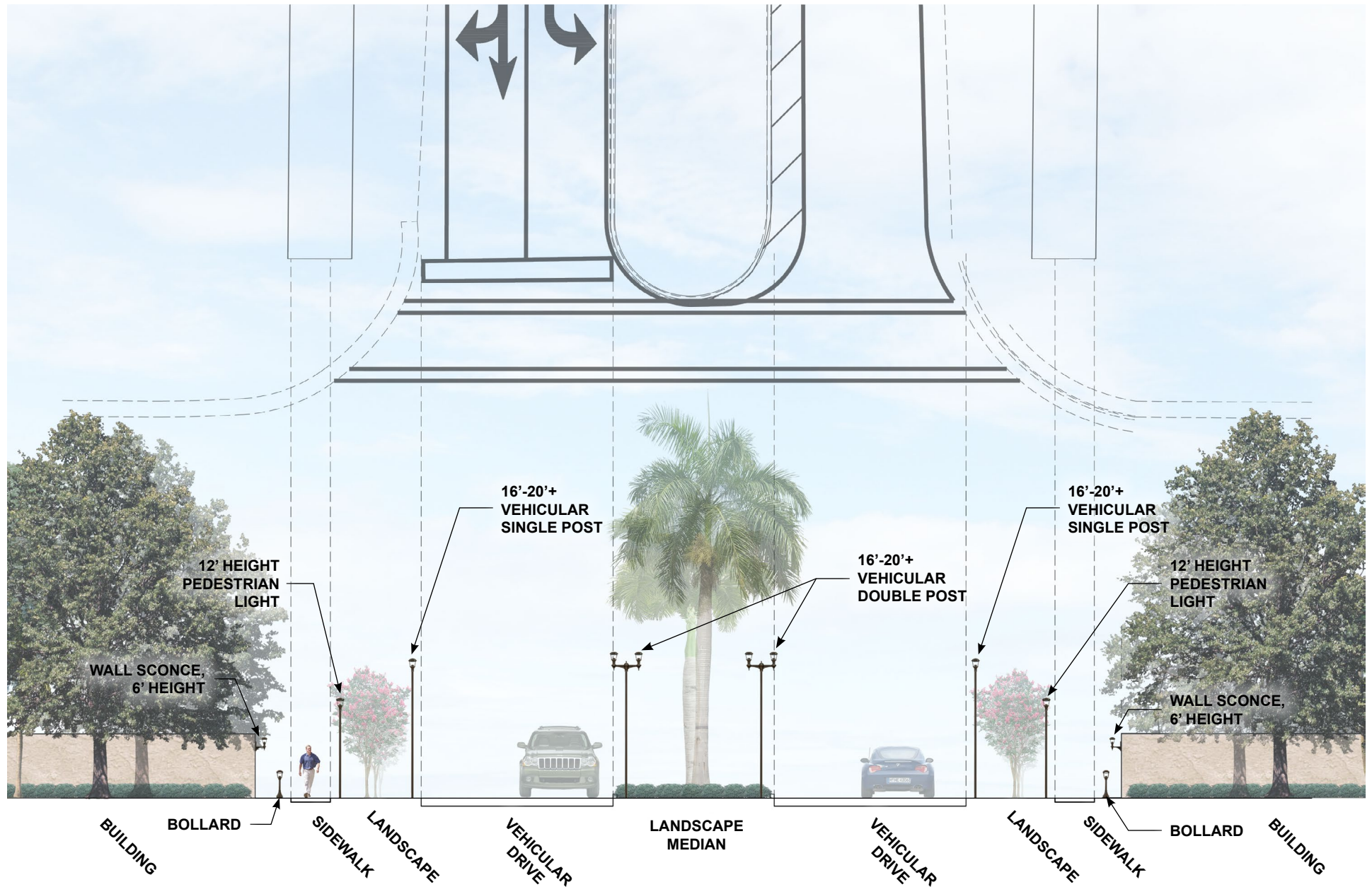
MODEL: WM7411-LA7811, 23" HEIGHT LUMINAIRE
 COLOR: 51M ARCHITECTURAL BRONZE, MARINE GRADE
 LOCATION: BUILDING OR SCENCE LIGHTING
 *OR APPROVED EQUAL

BOLLARD


MODEL: BL7802, 42" HEIGHT
 COLOR: 51M ARCHITECTURAL BRONZE, MARINE GRADE
 LOCATION: PATHWAY
 *OR APPROVED EQUAL

LIGHTING

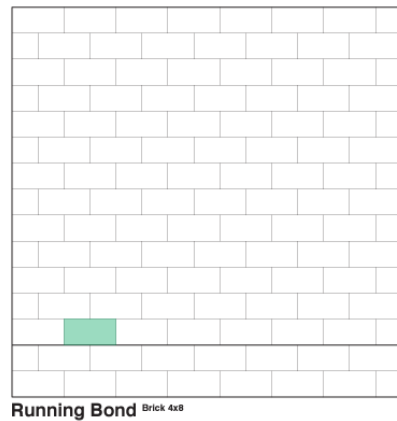
SECTION



HARDSCAPE



INSTALLATION PATTERN:



MATERIALS



FIELD:
SANDSTONE



BAND:
HERITAGE

PAVER SPECIFICATIONS:

PAVERS ARE TO BE USED ON NEW CONSTRUCTION SITES, OR REDEVELOPMENT WHERE PAVEMENT FOR SIDEWALKS OR ROADWAYS ARE REMOVED AND NEED TO BE REPLACED. THEY CAN ALSO BE USED IN INTERSECTIONS, PARKING LOTS, AND PLAZAS.

TREMRON 4X8 BRICK

MODEL: PV21040 (60MM)

PV31040 (80MM) FOR HIGH IMPACT AREAS (VEHICULAR TRAFFIC)

SURFACE: FLAT TOP

FIELD COLOR: SAND DUNE

BAND COLOR: HERITAGE


INSTALLATION PATTERNS:

FIELD: RUNNING BOND

BAND: SOLDIER COURSE

*OR APPROVED EQUAL

HARDSCAPE



HARDSCAPE SPECIFICATIONS:

STAMPED ASPHALT IS TO BE USED WHERE UPDATED CROSSWALKS ARE NEEDED FOR IMPROVED VISIBILITY. IT CAN ALSO BE USED IN INTERSECTIONS, WALKWAYS, TRAFFIC CALMING, PARKING LOTS, AND PLAZAS

DECORATIVE PATTERNED ASPHALT STAMPING

BY SURFACE KING

SURFACE: STAMPED AND PAINTED ASPHALT

COLOR: SHERWIN WILLIAMS PRO-PARK WATERBORNE TRAFFIC MARKING PAINT

FIELD COLOR: SW 6601 TANAGER

BAND COLOR: WHITE

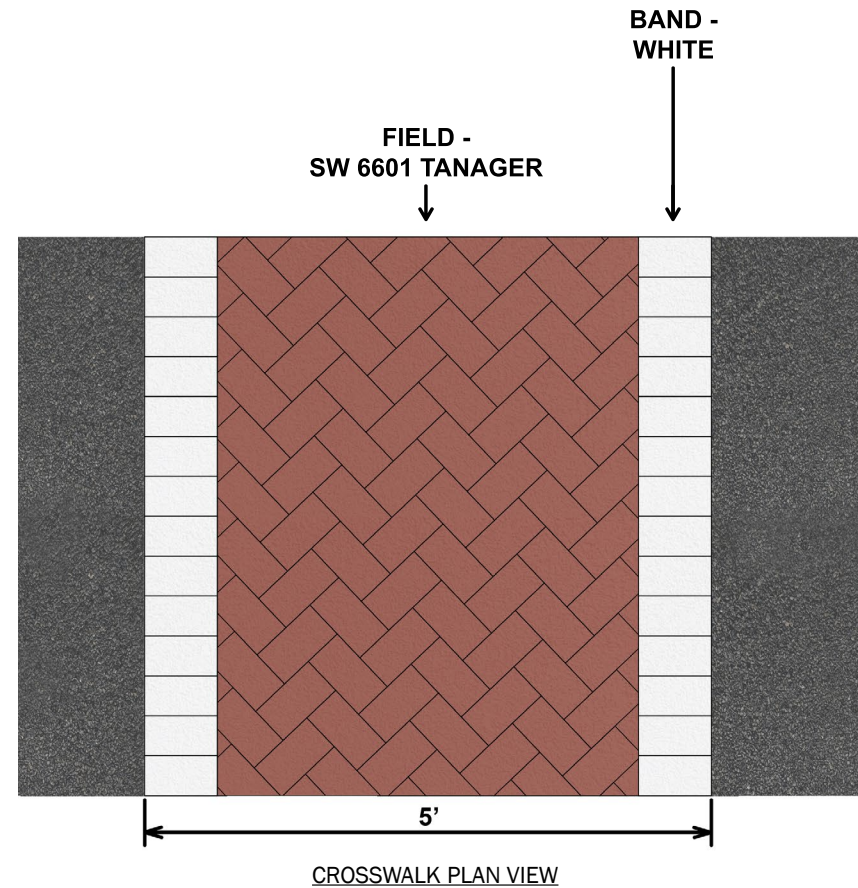
COATING: ULTRA BOND UB 300 TWO-PART EPOXY COATING SYSTEM

INSTALLATION PATTERNS:


FIELD: HERRINGBONE

BAND: SOLDIER COURSE


*OR APPROVED EQUAL




INSTALLATION PATTERN:



FENCES




FENCE



FENCE POST

MATERIALS



COLOR:
BLACK

ALUMINUM FENCE SPECIFICATIONS:

FENCES ARE TO BE USED AS BARRIERS BETWEEN PROPERTIES OR DIFFERENT USES WHERE VISIBILITY IS STILL DESIRED. THEY CAN BE USED TO FENCE PARKS, PLAYGROUNDS, RESIDENTIAL AREAS AND DOG PARKS.

FENCE: FENCE DISTRIBUTORS FL

MODEL: STYLE-1

SIZE: 6' HEIGHT, 10' PANEL WIDTH

ALTERNATE OPTION: 4' HEIGHT, 5' HEIGHT

COLOR: BLACK POWDERCOAT

ALTERNATE COLORS: BRONZE, WHITE

*OR APPROVED EQUAL

GATE: FENCE DISTRIBUTORS FL

MODEL: STYLE-1

SIZE: 6' HEIGHT, 4' WIDTH

ALTERNATE OPTION: 4' HEIGHT, 5' HEIGHT

FRAME: 2"X2", 1" PICKETS

COLOR: BLACK POWDERCOAT

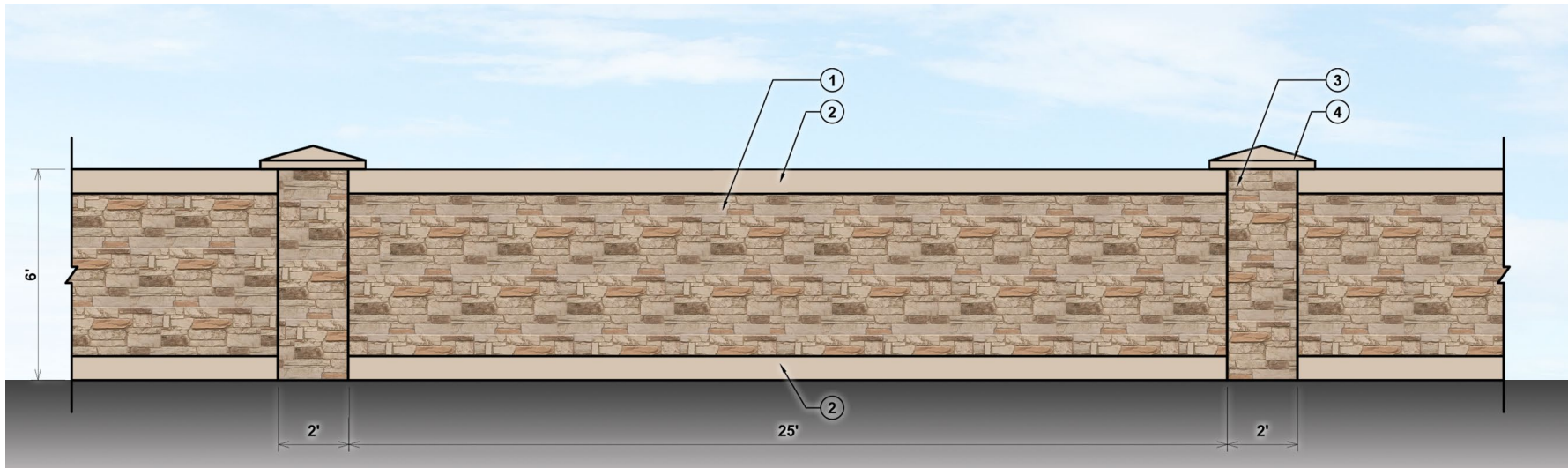
ALTERNATE COLORS: BRONZE, WHITE

*OR APPROVED EQUAL



GATE

WALLS



CONCRETE WALL SPECIFICATIONS:

WALLS ARE TO BE USED AS BARRIERS BETWEEN PROPERTIES OR DIFFERENT USES WHERE VISIBILITY IS NOT DESIRED. THEY CAN BE USED TO CREATE A BARRIER FOR RESIDENTIAL NEIGHBORHOODS OR ALONG ROADWAYS

FENCE: PERMACAST

TYPE: CONCRETE WALL WITH STONE AND STUCCO FINISHES

SIZE: 6' HEIGHT, 25' PANEL LENGTH

COLOR: SW6099 SAND DOLLAR


*OR APPROVED EQUAL

- ① STONE
- ② STUCCO
- ③ STONE COLUMN
- ④ STUCCO COLUMN CAP

MATERIALS



STACKED STONE VENEER



STUCCO
COLOR: SW6099 SAND DOLLAR

PUBLIC ART



VINYL WRAPPED UTILITY BOXES:

IMAGES PROVIDED ABOVE ARE FOR INFORMATIONAL PURPOSES. IMAGES FOR VINYL WRAPS CAN BE SOURCED FROM ARTISTS AND INCLUDE RECOGNITION. WHEN POSSIBLE, A LOCAL ARTIST OR RESIDENT ARTIST IS PREFERRED.

LOCATION: EXISTING UTILITY BOXES

COLOR: SUBTLE, NATURAL COLORS THAT BLEND WITH SURROUNDING LANDSCAPE

SUBJECTS: LOCAL PLANTS AND WILDLIFE

MEDIA: REAL IMAGES OR PAINTINGS

PAINTED CROSSWALKS:

CAN BE USED IN LOCATIONS WHERE IMPROVED VISIBILITY IS DESIRED; IN BUSY INTERSECTIONS, PROMINENT AREAS, SCHOOL WALKING ROUTES, NON-SIGNALIZED INTERSECTIONS, AND HIGH CONFLICT ZONES.

LOCATION: EXISTING INTERSECTIONS THAT NEED UPDATED CROSSWALKS FOR IMPROVED VISIBILITY AND TRAFFIC CALMING

COLOR: BRIGHT COLORS, WHITES

SUBJECTS: LOCAL PLANTS AND WILDLIFE

MATERIAL: PAINTINGS, BOLD COLORED STRIPES

PUBLIC ART



SCULPTURES:

IMAGES PROVIDED ABOVE ARE FOR INFORMATIONAL PURPOSES. SCULPTURES CAN BE SOURCED FROM ARTISTS AND INCLUDE RECOGNITION. WHEN POSSIBLE, A LOCAL ARTIST OR RESIDENT ARTIST IS PREFERRED.

LOCATION: OPEN SPACES, MEDIANS, PARKS

COLOR: SUBTLE, NATURAL COLORS

SUBJECTS: LOCAL WILDLIFE, INTERPRETIVE FIGURES

MATERIAL: METAL, CONCRETE

DECORATIVE BIKE RACK SPECIFICATIONS:

IMAGES PROVIDED ABOVE ARE FOR INFORMATIONAL PURPOSES. DESIGNS FOR CUSTOM BIKE RACKS CAN BE SOURCED FROM ARTISTS AND INCLUDE RECOGNITION. WHEN POSSIBLE, A LOCAL ARTIST OR RESIDENT ARTIST IS PREFERRED.

LOCATION: NEAR WALKING PATHS, TRAILS, ALONG BIKE ROUTES, AND AT DESTINATION POINTS SUCH AS GROCERY STORES, SHOPPING CENTERS, LIBRARIES, AND OTHER PUBLIC BUILDINGS WHERE PUBLIC ART IS DESIRED.

COLOR: BRIGHT AND PLAYFUL COLORS

SUBJECTS: LOCAL WILDLIFE

MATERIAL: METAL

BIKE RACK BY: MADRAX BICYCLE SECURITY

*OR APPROVED EQUAL

LANDSCAPE



GUMBO LIMBO
BURSERA SIMARUBA

GROWTH RATE: FAST
MATURE HEIGHT: 40-60'
LIGHT REQUIREMENTS: HIGH
USES: SHADE, PERIMETER, PARKING
LOTS, BOULEVARDS, RESIDENCE



SWEETBAY MAGNOLIA
MAGNOLIA VIRGINIANA

GROWTH RATE: MEDIUM
MATURE HEIGHT: 30-40'
LIGHT REQUIREMENTS: HIGH
USES: RESIDENCE, SHADE, PARKS,
MEDIANS, BOULEVARDS, WET SITES




SOUTH FLORIDA SLASH PINE
PINUS ELLIOTTII VAR. DENSA

GROWTH RATE: MEDIUM
MATURE HEIGHT: 70-80'
LIGHT REQUIREMENTS: HIGH
USES: PARKS, RESIDENCE, BUFFER,
BOULEVARDS



PARADISE TREE
SIMAROUBA GLAUCA

GROWTH RATE: MEDIUM
MATURE HEIGHT: 35-50'
LIGHT REQUIREMENTS: HIGH
USES: RESIDENCE, PARKS,
BOULEVARDS



BALD CYPRESS
TAXODIUM DISTICHUM

GROWTH RATE: MEDIUM
MATURE HEIGHT: 60-100'
LIGHT REQUIREMENTS: HIGH
USES: PARKS, SHADE, WET
SITES, RESIDENCE, BOULEVARDS



LIVE OAK
QUERCUS VIRGINIANA

GROWTH RATE: MEDIUM
MATURE HEIGHT: 40-50'
LIGHT REQUIREMENTS: HIGH
USES: SHADE, BOULEVARDS, RESIDENCE, PARKS



LAUREL OAK
QUERCUS LAURIFOLIA

GROWTH RATE: FAST
MATURE HEIGHT: 60-80'
LIGHT REQUIREMENTS: HIGH
USES: RESIDENCE, SHADE, PARKS,
BOULEVARDS



MAHOGANY
SWIETENIA MAHAGONI

GROWTH RATE: FAST
MATURE HEIGHT: 35-60'
LIGHT REQUIREMENTS: HIGH
USES: RESIDENCE, SHADE, PARKS,
BOULEVARDS, MEDIANS, PARKING

RECOMMENDED CANOPY TREES:

CANOPY TREES MAY BE APPLIED TO
STREETSCAPES, PARKS, AND BUFFERS.
ALL LANDSCAPE SHALL BE DESIGNED
AND INSTALLED IN ACCORDANCE WITH
THE CITY'S CODE OF ORDINANCES

CODE REQUIREMENTS

SECTION 25-49 (b)(2)
MINIMUM 14' HEIGHT, 2" (DBH)

SECTION 25-49 (c)(2)
MINIMUM 6' TREE CANOPY SPREAD

SECTION 25-49 (d)(4) SHADE TREES.
A MINIMUM OF 50% OF ALL TREES
REQUIRED TO BE PLANTED SHALL BE
SHADE TREES

LANDSCAPE



PITCH APPLE
CLUSIA ROSEA

GROWTH RATE: SLOW
MATURE HEIGHT: 25-35'
LIGHT REQUIREMENTS: HIGH
USES: PARKS, RESIDENCE



SEAGRAPE
COCOLOBA UVIFERA

GROWTH RATE: MEDIUM
MATURE HEIGHT: 15-30'
LIGHT REQUIREMENTS: HIGH
USES: EDIBLE FRUIT, BUFFER, PARKS



SILVER BUTTONWOOD
CONOCARPUS ERECTUS

GROWTH RATE: MEDIUM
MATURE HEIGHT: 10-25'
LIGHT REQUIREMENTS: HIGH
USES: YARD TREE, SPECIMEN, UNDER POWER LINES



GEIGER TREE
CORDIA SEBESTENA

GROWTH RATE: FAST
MATURE HEIGHT: 20-25'
LIGHT REQUIREMENTS: HIGH
USES: RESIDENCE, SHADE, PARKS, ACCENT/SPECIMEN



DAHOON HOLLY
ILEX CASSINE

GROWTH RATE: MEDIUM
MATURE HEIGHT: 20-30'
LIGHT REQUIREMENTS: LOW
USES: SPECIMEN, WET SITES, YARD TREE, UNDER POWER LINES



BLACK IRONWOOD
KRUGIODENDRON FERREUM

GROWTH RATE: MEDIUM
MATURE HEIGHT: 20-30'
LIGHT REQUIREMENTS: HIGH
USES: RESIDENCE, PARKS, BOULEVARDS



WAX MYRTLE
MORELLA (MYRICA) CERIFERA

GROWTH RATE: MEDIUM
MATURE HEIGHT: 15-25'
LIGHT REQUIREMENTS: LOW
USES: RESIDENCE, PARKS, BUFFER, YARD TREE

RECOMMENDED SMALL TREES:

SMALL TREES MAY BE APPLIED TO SITES WITH LIMITED PLANTING AREAS SUCH AS, STREET FRONTAGE AND PARKING AREA ISLANDS. ALL LANDSCAPE SHALL BE DESIGNED AND INSTALLED IN ACCORDANCE WITH THE CITY'S CODE OF ORDINANCES

CODE REQUIREMENTS

SECTION 25-49 (b)(2)
MINIMUM 14' HEIGHT, 2" (DBH)

SECTION 25-49 (c)(2)
MINIMUM 6' TREE CANOPY SPREAD



SILVER PALM

COCOTHRINAX ARGENTATA


GROWTH RATE: VERY SLOW
 MATURE HEIGHT: 10-20'
 LIGHT REQUIREMENTS: MEDIUM, HIGH
 USES: RESIDENCE, MEDIAN, PARKS, PARKING LOTS



BUCCANEER PALM

PSEUDOPHOENIX SARGENTII

GROWTH RATE: VERY SLOW
 MATURE HEIGHT: 10-15'
 LIGHT REQUIREMENTS: MEDIUM, HIGH
 USES: RESIDENCE, PARKS



FLORIDA ROYAL PALM

ROYSTONEA ELATA

GROWTH RATE: MEDIUM
 MATURE HEIGHT: 60-80'
 LIGHT REQUIREMENTS: HIGH
 USES: PARK, BOULEVARDS, PERIMETER, MEDIANS



SABAL PALM

SABAL PALMETTO

GROWTH RATE: SLOW
 MATURE HEIGHT: 40-60'
 LIGHT REQUIREMENTS: MEDIUM, HIGH
 USES: RESIDENCE, PARKS, BOULEVARDS, PARKING LOT, MEDIANS



NEEDLE PALM

RHAPIDOPHYLLUM HYSTRIX

GROWTH RATE: SLOW
 MATURE HEIGHT: 3-5'
 LIGHT REQUIREMENTS: LOW TO HIGH
 USES: SPECIMEN



SAW PALMETTO

SERENOA REPENS

GROWTH RATE: SLOW
 MATURE HEIGHT: 3-6'
 LIGHT REQUIREMENTS: MEDIUM, HIGH
 USES: SPECIMEN, GROUNDCOVER



FLORIDA THATCH PALM

THRINAX RADIATA

GROWTH RATE: SLOW
 MATURE HEIGHT: 15-20'
 LIGHT REQUIREMENTS: MEDIUM, HIGH
 USES: RESIDENCE, PARKS, MEDIANS, PARKING LOTS

RECOMMENDED LARGE PALMS

PALMS MAY BE APPLIED TO LARGE PARKING ISLANDS, AREAS NEAR BUILDINGS, AS STREET TREES, AND IN NARROW PLANTING AREAS. ALL LANDSCAPE SHALL BE DESIGNED AND INSTALLED IN ACCORDANCE WITH THE CITY'S CODE OF ORDINANCES

CODE REQUIREMENTS

SECTION 25-49 (d)(3) PALMS. EACH GROUP OF 3 PALMS EQUALS 1 TREE



AMERICAN BEAUTYBERRY
CALLICARPA AMERICANA

GROWTH RATE: FAST
MATURE HEIGHT: 4-8'
LIGHT REQUIREMENTS: HIGH
USES: SPECIMEN, HEDGE



RED TIP COCOPLUM
CHRYSOBALANUS ICACO 'RED TIP'

GROWTH RATE: MEDIUM
MATURE HEIGHT: 10-20'
LIGHT REQUIREMENTS: MEDIUM, HIGH
USES: HEDGE, YARD SHRUB, EDIBLE FRUIT



GREEN COCOPLUM
CHRYSOBALANUS ICACO

GROWTH RATE: MEDIUM
MATURE HEIGHT: 10-20'
LIGHT REQUIREMENTS: MEDIUM, HIGH
USES: HEDGE, YARD SHRUB, EDIBLE FRUIT



SILVER BUTTONWOOD
CONOCARPUS ERECTUS VAR. SERICEA

GROWTH RATE: MEDIUM
MATURE HEIGHT: 10-25'
LIGHT REQUIREMENTS: MEDIUM, HIGH
USES: SPECIMEN, YARD SHRUB, FORMAL HEDGE



FIREBUSH
HAMELIA PATENS

GROWTH RATE: FAST
MATURE HEIGHT: 6-12'
LIGHT REQUIREMENTS: LOW TO HIGH
USES: SPECIMEN, HEDGE, YARD SHRUB



SIMPSON STOPPER
MYRCIANTHES FRAGRANS VAR. SIMPSONII

GROWTH RATE: MEDIUM
MATURE HEIGHT: 15-25'
LIGHT REQUIREMENTS: LOW TO HIGH
USES: RESIDENCE, PARKS, MEDIANS, YARD SHRUB, BOULEVARDS, HEDGE



SWORD FERN
NEPHROLEPIS BISERRATA

GROWTH RATE: MEDIUM
MATURE HEIGHT: 3-4'
LIGHT REQUIREMENTS: LOW TO HIGH
USES: SHADY SITES, OPEN AREAS, BEDS, BANKS, WET SITES

RECOMMENDED SHRUBS

SHRUBS MAY BE APPLIED TO PARKING LOT ISLANDS, AS BUFFERS, AND AS ORNAMENTALS.

ALL LANDSCAPE SHALL BE DESIGNED AND INSTALLED IN ACCORDANCE WITH THE CITY'S CODE OF ORDINANCES

CODE REQUIREMENTS

SECTION 25-49 (f) HEDGES AND SHRUBS.

MINIMUM OF 12"-24" HEIGHT
MINIMUM SPREAD OF 12"-18"



WIREFRASS
ARISTIDA STRICTA

MATURE HEIGHT: 2-3'
LIGHT REQUIREMENTS: HIGH
USES: ACCENT, CLUMPS, TOLERATES MOIST AREAS, GROUND COVER



DWARF PAMPAS GRASS
CORTADERIA SELLOANA 'PUMILA'

MATURE HEIGHT: 6-8'
LIGHT REQUIREMENTS: HIGH
USES: ACCENT, CLUMPS, GROUND COVER



PANICGRASS
DICHANTHELIUM

MATURE HEIGHT: 6-10"
LIGHT REQUIREMENTS: HIGH
USES: GROUND COVER, CLUMPS



MUHLY GRASS
MUHLENBERGIA CAPILLARIS

MATURE HEIGHT: 2-3'
LIGHT REQUIREMENTS: HIGH
USES: WET OR DRY SITES, TOLERATES POOR SOIL, VERY ADAPTABLE



LOPSIDED INDIANGRASS
SORGHASTRUM SECUNDUM

MATURE HEIGHT: 4'
LIGHT REQUIREMENTS: MEDIUM, HIGH
USES: INFORMAL GARDEN



SAND CORDGRASS
SPARTINA BAKERI

MATURE HEIGHT: 3-6'
LIGHT REQUIREMENTS: HIGH
USES: AQUATIC GRASS, TOLERATES DRY PERIOD



FAKAHATCHEE GRASS
TRIPSACUM DACTYLOIDES

MATURE HEIGHT: 6-8'
LIGHT REQUIREMENTS: MEDIUM, HIGH
USES: ACCENT, CLUMPS, TOLERATES MOIST AREAS, GROUND COVER

RECOMMENDED GRASSES

GRASSES CAN BE USED AS SPECIMENS, MASSED IN THE LANDSCAPE, WILDLIFE HABITAT, SOIL STABILIZATION, AND RUNOFF FILTRATION. GRASSES CAN ALSO BE ADDED AS PERENNIAL BORDERS OR ACCENTS.

ALL LANDSCAPE SHALL BE DESIGNED AND INSTALLED IN ACCORDANCE WITH THE CITY'S CODE OF ORDINANCES

CODE REQUIREMENTS

SECTION 25-49 (f) HEDGES AND SHRUBS.
MINIMUM OF 12"-24" HEIGHT
MINIMUM SPREAD OF 12"-18"

LANDSCAPE



COPPERLEAF


ACALYPHA WILKESIANA

GROWTH RATE: FAST

MATURE HEIGHT: 2-6'

LIGHT REQUIREMENTS: HIGH

USES: HEDGE, SPECIMEN



COASTAL COCO PLUM

CHRYSOBALANUS ICACO 'HORIZONTALIS'

GROWTH RATE: SLOW

MATURE HEIGHT: 1-4'

LIGHT REQUIREMENTS: HIGH

USES: BORDER, GROUND COVER



SPIDER LILY


HYMENOCALLIS LATIFOLIA

GROWTH RATE: MEDIUM

MATURE HEIGHT: 2-3'

LIGHT REQUIREMENTS: HIGH

USES: ACCENT, EDGES, DRY SITES



DWARF YAUPON HOLLY

ILEX VOMITORIA

GROWTH RATE: MEDIUM

MATURE HEIGHT: 2-4'

LIGHT REQUIREMENTS: MEDIUM, HIGH

USES: OPEN AREAS, EDGES



DWARF WAX MYRTLE

MYRICA PUMILA

GROWTH RATE: SLOW

MATURE HEIGHT: 2-3'

LIGHT REQUIREMENTS: HIGH

USES: OPEN AREAS, BANKS, SLOPES, EDGES



TROPICAL RED SAGE

SALVIA COCCINEA

GROWTH RATE: FAST

MATURE HEIGHT: 1-2'

LIGHT REQUIREMENTS: MEDIUM, HIGH

USES: ROCK GARDENS, MIXED FLOWER BED



SEASIDE GOLDENROD

SOLIDAGO SEMPERVIRENS

GROWTH RATE: FAST

MATURE HEIGHT: 4-6'

LIGHT REQUIREMENTS: HIGH

USES: MIXED FLOWER BED

RECOMMENDED GROUNDCOVERS

GROUNDCOVERS CAN BE USED IN BORDERS, ACCENTS, EDGES, AND OPEN AREAS.

ALL LANDSCAPE SHALL BE DESIGNED AND INSTALLED IN ACCORDANCE WITH THE CITY'S CODE OF ORDINANCES

CODE REQUIREMENTS

SECTION 25-49 (h)(1) GROUND COVER. MINIMUM OF 50% COVERAGE UPON PLANTING AND 100% COVERAGE WITHIN TWO YEARS AFTER PLANTING

LANDSCAPE



CORAL HONEYSUCKLE
Lonicera sempervirens

GROWTH RATE: FAST
LIGHT REQUIREMENTS: MEDIUM, HIGH
USES: FENCES, TRELLISES



GLADES MORNING GLORY
Ipomoea sagittata

GROWTH RATE: FAST
LIGHT REQUIREMENTS: HIGH
USES: FENCES, TRELLISES, WALLS



BLUE JACQUEMONTIA
Jacquemontia pentanthos

GROWTH RATE: FAST
LIGHT REQUIREMENTS: MEDIUM TO HIGH
USES: FENCES, TRELLISES, WALLS



CROSSVINE
Bignonia capreolata

GROWTH RATE: FAST
LIGHT REQUIREMENTS: MEDIUM TO HIGH
USES: FENCES, TRELLISES, WALLS



PASSION FLOWER
Passiflora incarnata

GROWTH RATE: FAST
LIGHT REQUIREMENTS: HIGH
USES: FENCES, TRELLISES

RECOMMENDED VINES

VINES CAN BE USED ON FENCES, TRELLISES, AND WALLS

ALL LANDSCAPE SHALL BE DESIGNED AND INSTALLED IN ACCORDANCE WITH THE CITY'S CODE OF ORDINANCES

CODE REQUIREMENTS

25-49 (g) VINES.

VINES SHALL HAVE A MINIMUM OF FIVE RUNNERS, WITH EACH A MINIMUM OF 24 INCHES IN LENGTH IMMEDIATELY UPON PLANTING. VINES MAY BE USED IN CONJUNCTION WITH FENCES, SCREENS OR WALLS TO MEET THE VISUAL BARRIER REQUIREMENTS OF THIS ARTICLE. IF VINES ARE USED IN CONJUNCTION WITH FENCES, SCREENS, OR WALLS, THEIR RUNNERS WILL BE ATTACHED TO THE FENCE, SCREEN, OR WALL IN A WAY THAT ENCOURAGES PROPER PLANT GROWTH.

LANDSCAPE



BERMUDA

CYNODON DACTYLON

MOWING HEIGHT: 1-2"

LIGHT REQUIREMENTS: MEDIUM

MAINTENANCE: LOW

NATIVE: NO



ST. AUGUSTINE

STENOTAPHRUM SECUNDATUM

MOWING HEIGHT: 2.5-3.5"

LIGHT REQUIREMENTS: MEDIUM-HIGH

MAINTENANCE: MODERATE

NATIVE: YES



ZOYSIA

ZOYSIA JAPONICA

MOWING HEIGHT: 1-2"

LIGHT REQUIREMENTS: MEDIUM-HIGH

MAINTENANCE: MODERATE

NATIVE: NO



BAHIAGRASS

PASPALAM NOTATUM

MOWING HEIGHT: 3-4"

LIGHT REQUIREMENTS: HIGH

MAINTENANCE: LOW

NATIVE: NO

RECOMMENDED TURF GRASS

TURF GRASS MAY BE APPLIED TO ANY SITE WITH OPEN AREA

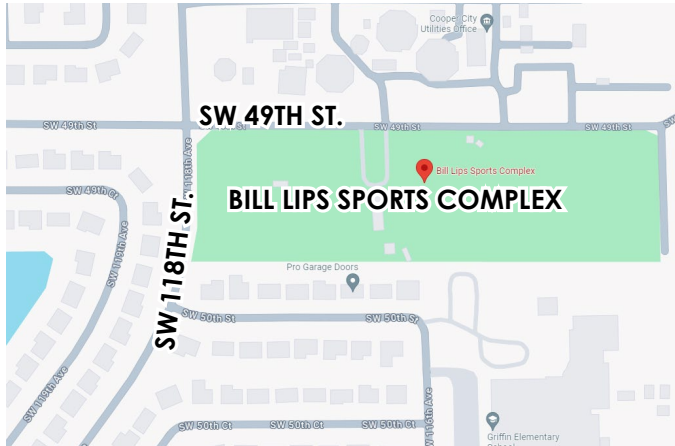
ALL LANDSCAPE SHALL BE DESIGNED AND INSTALLED IN ACCORDANCE WITH THE CITY'S CODE OF ORDINANCES

CODE REQUIREMENTS

25-49 (h)(4) TURF AREAS.

TURF AREAS ON DEVELOPED LOTS SHALL BE SODDED WITH BERMUDA, ST. AUGUSTINE, ZOYSIA OR SIMILAR DROUGHT-TOLERANT GRASS SPECIES. TURF SHALL BE PLACED SO THAT IT CAN BE IRRIGATED USING SEPARATE ZONES.

SITE APPLICATION EXAMPLE - BILL LIPS SPORTS COMPLEX



LOCATION MAP



CURRENT STATE



DWARF
FAKAHATCHEE
GRASS

ANP BL7802
BOLLARD

VICTOR STANLEY
S-42 TRASH
RECEPTACLE

TREMRON
4X8 PAVER BRICKS
COLOR: HERITAGE

TREMRON
4X8 PAVER BRICKS
COLOR: SANDSTONE

SILVER
BUTTONWOOD

VICTOR STANLEY
CS-10 BENCH

RED TIP
COCOPLUM

RECOMMENDED APPLICATION
OF TRADITIONAL SITE
FURNITURE AND HARDSCAPE,
WITH NATIVE FLORIDA
LANDSCAPE.

SITE APPLICATION EXAMPLE - PINE ISLAND RD.



LOCATION MAP



CURRENT STATE



SITE APPLICATION EXAMPLE - SUELLEN SPORTS COMPLEX



LOCATION MAP



CURRENT STATE



RECOMMENDED APPLICATION OF TRADITIONAL SIGNAGE AND NATIVE FLORIDA LANDSCAPE TO PARK SITE

REFERENCES

A. APPLICABLE CODES

1. BROWARD COUNTY ZONING CODE

https://library.municode.com/fl/broward_county/codes/code_of_ordinances?nodeId=PTIIC0OR_CH39ZO

2. COOPER CITY ZONING CODE, CHAPTER 25 - DEVELOPMENT STANDARDS

HTTPS://LIBRARY.MUNICODE.COM/FL/COOPER_CITY/CODES/CODE_OF_ORDINANCES?NODEID=CH25DEST

B. RELEVANT STANDARDS

1. A GREENPRINT FOR OUR FUTURE: STREET TREE MASTER PLAN, 2007

<https://www.miamidade.gov/zoning/library/studies/street-tree-master-plan-rev-sept-2007.pdf>

2. TALLAHASSEE TREE PLANTING DETAILS

<https://www.talgov.com/Uploads/Public/Documents/place/uf-planting-solutions.pdf>

C. PLANT LISTS

1. SOUTH FLORIDA PLANT GUIDE

<https://www.south-florida-plant-guide.com/>

2. FFL PLANT GUIDE

<https://ffl.ifas.ufl.edu/plants/>

3. UNIVERSITY OF FLORIDA LANDSCAPING FOR SPECIFIC SITES

<https://gardeningsolutions.ifas.ufl.edu/design/landscaping-for-specific-sites/>

- GROUNDCOVERS FOR SHADE
<https://gardeningsolutions.ifas.ufl.edu/design/landscaping-for-specific-sites/groundcovers-for-shade.html>

4. LOW MAINTENANCE PLANTS FOR SOUTH FLORIDA, 2001

<https://www.miamidade.gov/zoning/library/studies/low-maintenance-plants.pdf>

5. SOUTH FLORIDA WATER MANAGEMENT DISTRICT'S WATERWISE GUIDE

chrome-extension://efaidnbmnnnibpcajpcglclefindmkaj/https://www.sfwmd.gov/sites/default/files/documents/ww0_waterwise_all.pdf

D. SUSTAINABLE IRRIGATION AND MAINTENANCE RESOURCES

1. LANDSCAPE DESIGN: TWENTY-TWO IDEAS FOR A LOW-CARE, LOW-COST LANDSCAPE, 2011

<https://edis.ifas.ufl.edu/publication/EP442>

2. THE LANDSCAPE MANUAL, SEVENTH EDITION, 2005

<https://www.miamidade.gov/zoning/library/studies/landscape-manual-adopted-2005.pdf>

3. LANDSCAPE IRRIGATION BEST MANAGEMENT PRACTICES, 2014

<https://www.irrigation.org/IA/FileUploads/IA/Advocacy/Landscape-Irrigation-BMP.pdf>

E. FURNITURE AND HARDSCAPE

1. BUDDY BENCH

<https://www.cbc.ca/news/canada/windsor/friendship-buddy-benches-bullying-1.3538935>

<https://www.tapinto.net/towns/parkland/sections/giving-back/articles/friendship-bench-dedicated-to-alyssa-alhadef>

<https://www.tcpalm.com/picture-gallery/news/2022/03/23/buddy-benches-going-up-schools-and-communities-internationally/9453017002/>

2. VICTOR STANLEY

<https://www.victorstanley.com/>

3. ANP LIGHTING

<https://www.anplighting.com/>

4. SURFACE KING

<https://surfaceking.com/>

5. MADRAX BICYCLE SECURITY

<https://www.madrax.com/>

6. FENCE DISTRIBUTORS FL

<https://fencedistributorsfl.com/>

7. PERMACAST

<https://www.permacastwalls.com/>