






CITY OF  
**Cooper City**  
 Alternative 3C

-  District 1
-  District 2
-  District 3
-  District 4



Alternative 3C	2023 Population	% of City	Deviation From Average
District 1	8,520	24.48	-2.07%
District 2	8,680	24.94	-0.23%
District 3	8,694	24.98	-0.07%
District 4	8,907	25.59	2.38%
<b>Total</b>	<b>34,801</b>	<b>100</b>	<b>4.75%</b>
<b>Average</b>	<b>8,700</b>	<b>25</b>	<b>1.19%</b>