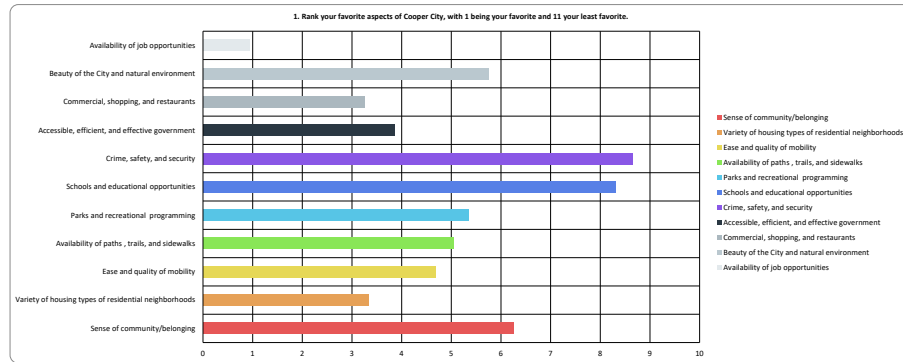


Cooper City Community Survey

1. Rank your favorite aspects of Cooper City, with 1 being your favorite and 11 your least favorite.


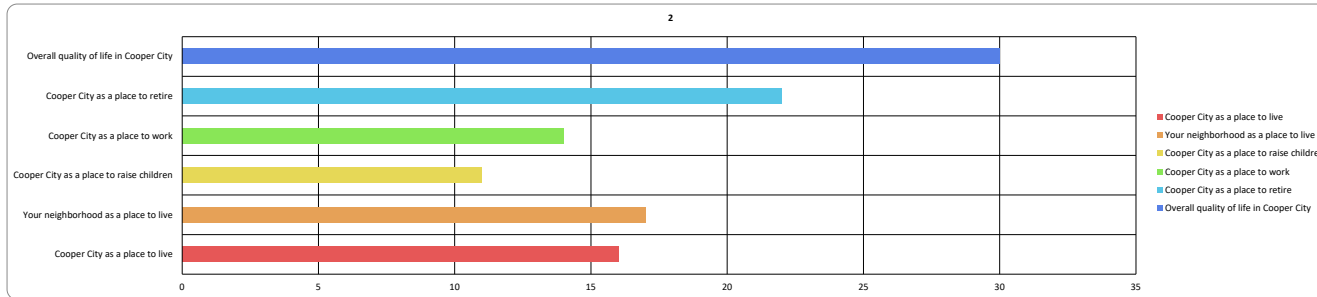
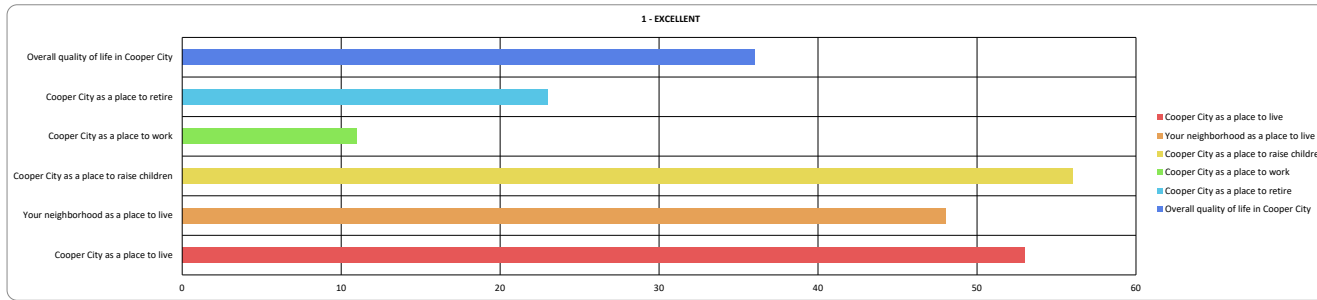
Choice	Ranking											Weighted Score												
	1	2	3	4	5	6	7	8	9	10	11													
Sense of community/belonging	8	10.81%	10	13.51%	9	12.16%	5	6.76%	9	5	12.16%	7	9.46%	6	8.11%	3	4.05%	2	2.70%	0	0.00%	1	1.35%	6.256756757
Variety of housing types of residential neighborhoods	3	4.05%	0	0.00%	4	5.41%	3	4.05%	2	2.70%	5	6.76%	4	5.41%	6	8.11%	11	14.86%	14	18.92%	4	5.41%	3.324324324	
Ease and quality of mobility	4	5.41%	5	6.76%	3	4.05%	9	12.16%	3	4.05%	5	6.76%	6	8.11%	11	14.86%	7	9.46%	3	4.05%	1	1.35%	4.675675676	
Availability of paths , trails, and sidewalks	2	2.70%	2	2.70%	6	8.11%	10	13.51%	7	9.46%	14	18.92%	6	8.11%	5	6.76%	4	5.41%	1	1.35%	0	0.00%	5.040540541	
Parks and recreational programming	0	0.00%	8	10.81%	8	10.81%	8	10.81%	8	10.81%	4	5.41%	12	16.22%	6	8.11%	3	4.05%	3	4.05%	1	1.35%	5.351351351	
Schools and educational opportunities	26	35.14%	15	20.27%	10	13.51%	2	2.70%	5	6.76%	1	1.35%	2	2.70%	3	4.05%	3	4.05%	0	0.00%	0	0.00%	8.297297297	
Crime, safety, and security	23	31.08%	23	31.08%	9	12.16%	3	4.05%	3	4.05%	2	2.70%	3	4.05%	1	1.35%	0	0.00%	0	0.00%	0	0.00%	8.648648649	
Accessible, efficient, and effective government	2	2.70%	0	0.00%	4	5.41%	9	12.16%	5	6.76%	6	8.11%	4	5.41%	6	8.11%	8	10.81%	6	8.11%	5	6.76%	3.864864865	
Commercial, shopping, and restaurants	0	0.00%	0	0.00%	3	4.05%	5	6.76%	7	9.46%	4	5.41%	3	4.05%	6	8.11%	13	17.57%	11	14.86%	1	1.35%	3.256756757	
Beauty of the City and natural environment	6	8.11%	4	5.41%	8	10.81%	10	13.51%	9	12.16%	6	8.11%	8	10.81%	6	8.11%	0	0.00%	1	1.35%	2	2.70%	5.743243243	
Availability of job opportunities	0	0.00%	0	0.00%	0	0.00%	0	0.00%	0	0.00%	0	0.00%	0	0.00%	1	1.35%	2	2.70%	12	16.22%	36	48.65%	0.945945946	
Answered	74																							
Skipped	7																							



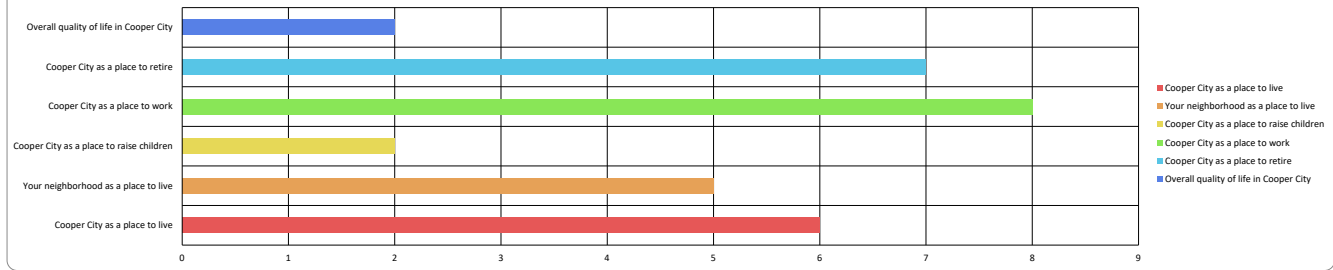
Cooper City Community Survey

2. On the following scale of 1 to 5, with 1 being "excellent" and 5 being "don't know," rate the following aspect of the quality of life in Cooper City

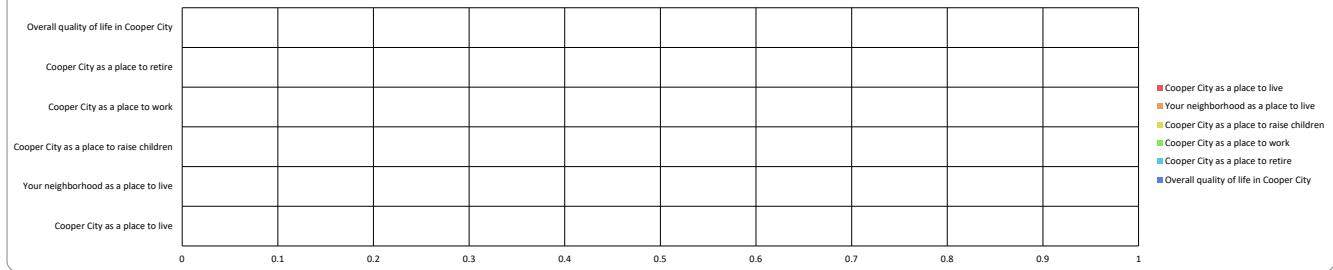
	1	2	3	4	5					
Cooper City as a place to live	53	66.25%	16	20.00%	2	2.50%	6	7.50%	0	0.00%
Your neighborhood as a place to live	48	60.00%	17	21.25%	6	7.50%	5	6.25%	0	0.00%
Cooper City as a place to raise children	56	70.00%	11	13.75%	3	3.75%	2	2.50%	0	0.00%
Cooper City as a place to work	11	13.75%	14	17.50%	15	18.75%	8	10.00%	0	0.00%
Cooper City as a place to retire	23	28.75%	22	27.50%	16	20.00%	7	8.75%	0	0.00%
Overall quality of life in Cooper City	36	45.00%	30	37.50%	7	8.75%	2	2.50%	0	0.00%
Answered	80									
Skipped	1									



4



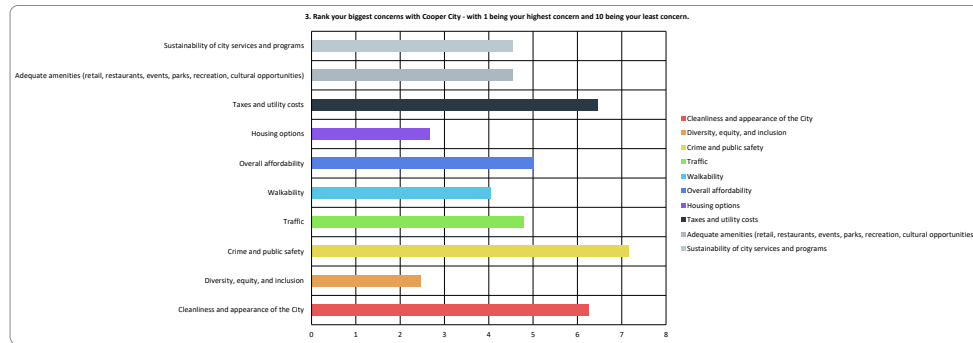
5 - DON'T KNOW



Cooper City Community Survey

3. Rank your biggest concerns with Cooper City - with 1 being your highest concern and 10 being your least concern.

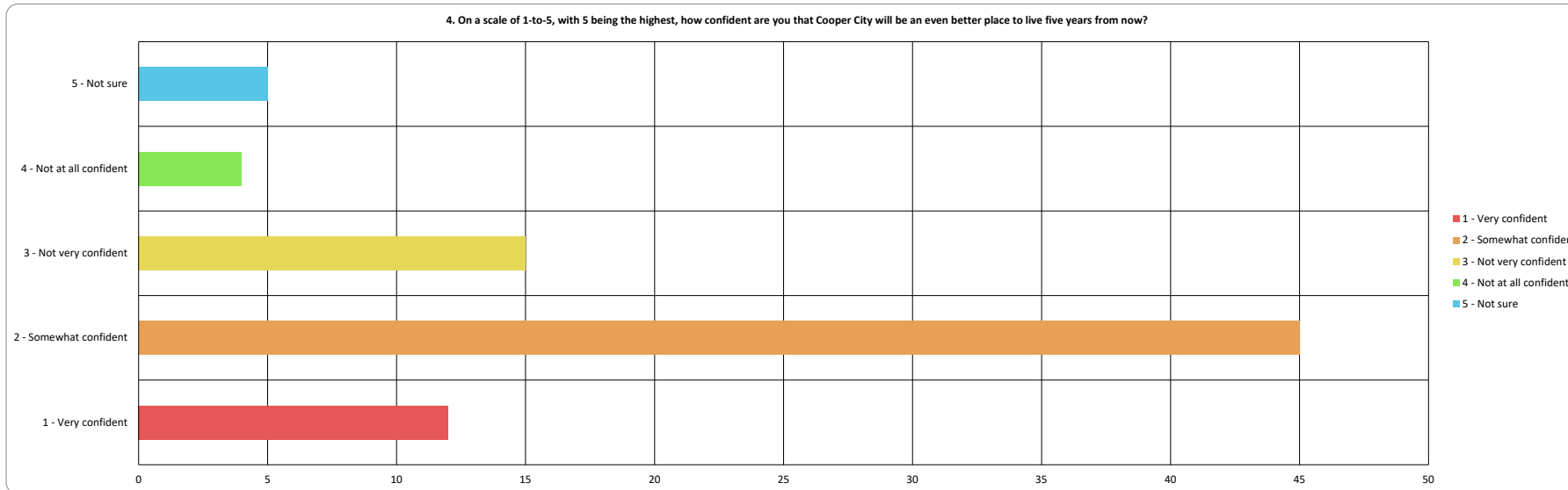
Choice	Ranking										Weighted Score										
	1	2	3	4	5	6	7	8	9	10											
Cleanliness and appearance of the City	10	13.89%	12	16.67%	7	9.72%	7	9.72%	10	13.89%	10	13.89%	5	6.94%	1	1.39%	2	2.78%	0	0.00%	6.25
Diversity, equity, and inclusion	3	4.17%	0	0.00%	2	2.78%	1	1.39%	2	2.78%	3	4.17%	10	13.89%	10	13.89%	4	5.56%	20	27.78%	2.472222222
Crime and public safety	26	36.11%	6	8.33%	6	8.33%	13	18.06%	6	8.33%	2	2.78%	2	2.78%	1	1.39%	2	2.78%	1	1.39%	7.152777778
Traffic	2	2.78%	10	13.89%	6	8.33%	8	11.11%	6	8.33%	11	15.28%	3	4.17%	4	5.56%	8	11.11%	0	0.00%	4.791666667
Walkability	1	1.39%	3	4.17%	5	6.94%	5	6.94%	9	12.50%	8	11.11%	8	11.11%	13	18.06%	6	8.33%	3	4.17%	4.055555556
Overall affordability	10	13.89%	8	11.11%	7	9.72%	5	6.94%	5	6.94%	4	5.56%	4	5.56%	7	9.72%	4	5.56%	3	4.17%	5.013888889
Housing options	0	0.00%	2	2.78%	7	9.72%	4	5.56%	2	2.78%	1	1.39%	3	4.17%	3	4.17%	19	26.39%	15	20.83%	2.680555556
Taxes and utility costs	14	19.44%	13	18.06%	10	13.89%	8	11.11%	3	4.17%	3	4.17%	6	8.33%	4	5.56%	1	1.39%	1	1.39%	6.458333333
Adequate amenities (retail, restaurants, events, parks, recreation, cultural opportunities)	1	1.39%	8	11.11%	10	13.89%	6	8.33%	4	5.56%	6	8.33%	10	13.89%	4	5.56%	5	6.94%	7	9.72%	4.541666667
Sustainability of city services and programs	5	6.94%	3	4.17%	4	5.56%	5	6.94%	13	18.06%	10	13.89%	5	6.94%	9	12.50%	3	4.17%	3	4.17%	4.555555556
Answered	72																				
Skipped	9																				



Cooper City Community Survey

4. On a scale of 1-to-5, with 5 being the highest, how confident are you that Cooper City will be an even better place to live five years from now?

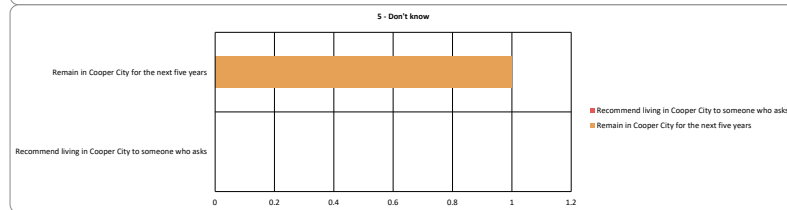
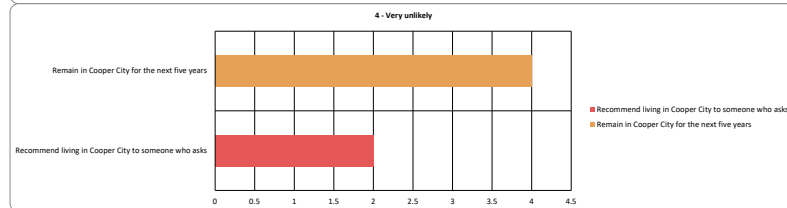
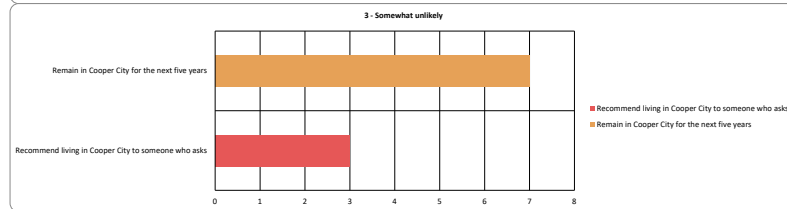
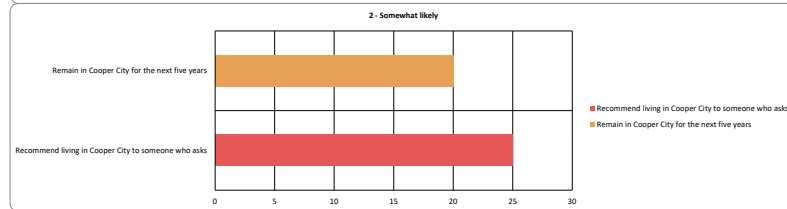
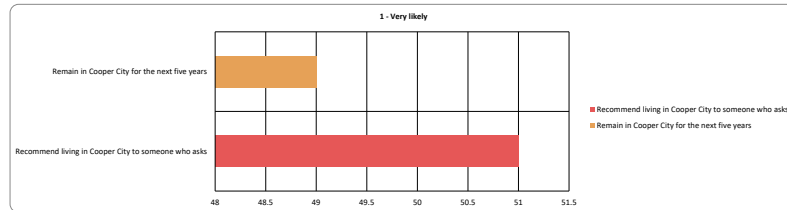
Choice	Responses
1 - Very confident	12 14.81%
2 - Somewhat confident	45 55.56%
3 - Not very confident	15 18.52%
4 - Not at all confident	4 4.94%
5 - Not sure	5 6.17%
Answered	81
Skipped	0



Cooper City Community Survey

5. How likely are you to do each of the following:

	1 - Very likely	2 - Somewhat likely	3 - Somewhat unlikely	4 - Very unlikely	5 - Don't know
Recommend living in Cooper City to someone who asks	51 62.96%	25 30.86%	3 3.70%	2 2.47%	0 0.00%
Remain in Cooper City for the next five years	49 60.49%	20 24.69%	7 8.64%	4 4.94%	1 1.23%
Answered	81				
Skipped	0				





Cooper City Community Survey

6. What types of businesses would you most like to see in Cooper City? Check all that apply.

Choice	Responses	
National chain restaurants	15	18.52%
Locally owned restaurants and craft breweries	63	77.78%
Big-box and medium-sized retailers	12	14.81%
Small, locally-owned shops and boutiques	49	60.49%
Tech companies	19	23.46%
Offices (for medical, business, etc.)	19	23.46%
Research centers, labs, and learning institutions	14	17.28%
Hotels and entertainment centers	8	9.88%
Financial services	9	11.11%
Small, innovative start ups	30	37.04%
Light manufacturing	3	3.70%
None, Cooper City has enough businesses	18	22.22%
Answered	81	
Skipped	0	

6. What types of businesses would you most like to see in Cooper City? Check all that apply.

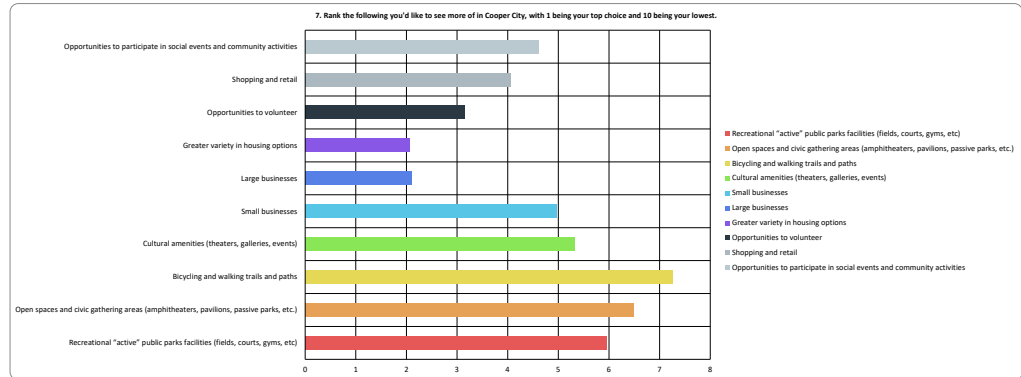




Cooper City Community Survey

7. Rank the following you'd like to see more of in Cooper City, with 1 being your top choice and 10 being your lowest.

Choice	Ranking										Weighted Score										
	1	2	3	4	5	6	7	8	9	10											
Recreational "active" public parks facilities (fields, courts, gyms, etc)	12	17.65%	10	14.71%	8	11.76%	7	10.29%	6	8.82%	3	4.41%	3	4.41%	3	4.41%	4	5.88%	2	2.94%	5.955882353
Open spaces and civic gathering areas (amphitheaters, pavilions, passive parks, etc.)	18	26.47%	8	11.76%	12	17.65%	5	7.35%	6	8.82%	2	2.94%	2	2.94%	0	0.00%	1	1.47%	2	2.94%	6.485294118
Bicycling and walking trails and paths	17	25.00%	19	27.94%	5	7.35%	8	11.76%	4	5.88%	4	5.88%	1	1.47%	2	2.94%	1	1.47%	0	0.00%	7.25
Cultural amenities (theaters, galleries, events)	11	16.18%	5	7.35%	4	5.88%	8	11.76%	6	8.82%	11	16.18%	5	7.35%	2	2.94%	1	1.47%	0	0.00%	5.323529412
Small businesses	4	5.88%	6	8.82%	6	8.82%	8	11.76%	8	11.76%	9	13.24%	6	8.82%	7	10.29%	1	1.47%	0	0.00%	4.970588235
Large businesses	1	1.47%	2	2.94%	0	0.00%	0	0.00%	3	4.41%	5	7.35%	5	7.35%	5	7.35%	12	17.65%	13	19.12%	2.102941176
Greater variety in housing options	1	1.47%	1	1.47%	2	2.94%	3	4.41%	1	1.47%	1	1.47%	4	5.88%	6	8.82%	10	14.71%	19	27.94%	2.058823529
Opportunities to volunteer	0	0.00%	1	1.47%	1	1.47%	7	10.29%	4	5.88%	9	13.24%	7	10.29%	12	17.65%	6	8.82%	3	4.41%	3.147058824
Shopping and retail	3	4.41%	3	4.41%	9	13.24%	3	4.41%	6	8.82%	4	5.88%	10	14.71%	5	7.35%	5	7.35%	5	7.35%	4.058823529
Opportunities to participate in social events and community activities	1	1.47%	7	10.29%	9	13.24%	6	8.82%	9	13.24%	5	7.35%	6	8.82%	4	5.88%	5	7.35%	2	2.94%	4.617647059
Answered	68																				
Skipped	13																				



Cooper City Community Survey

8. As a follow-up to question 7, if you have another option, please explain here:

Response

Community plaza and promenades

N/A

Stop turning into Davie. Keep some green spaces. Enough development.

Modernize the city

N/A

No more expensive parks. Stop raising taxes for things we don't need!

Update development signage . Many original developments signed are completely outdated (almost 40 yrs old) and still have same style signage . ie: flamingo gardens , bill lips park signs)

#7 was interesting. We seem to have enough of all choices. A better concern with neighborhood upkeep and public area maintenance. Code enough has almost disappeared since I moved here in 1989.

Entertainment venues (FUN)

Regarding #6, I don't think CC should fill up the empty spaces in current plazas (Embassy Lakes). A small grocery store like Sprouts or Trader Joe's would be nice. I do not think more plazas should be built.

I would love to see more cultural events/food/arts festivals in Cooper City.

n/a

We have enough parks

More expos.

Better recycling options among those for example for plastic bag. Educate residents on how to recycle.

I'd like to see more events that are directed towards our young adults(no kids), in my opinion that's the age group that will stick around and stay in the area.

Now the city has a goos balance of sports facilities and natural spaces. Worry about changing to much and becoming a big commercial city.

none

More kid events! For example, the Fireman's BBQ in Plantation is super fun for kids and families. Things like that. I'd LOVE a carnival - "Cooper City Days" similar to how I grew up.

None of the above. Cooper City needs better tree trimming services. Roots from oak trees tearing up sidewalks, black olive trees should be removed. Large oaks should be removed and new trees planted in residential areas.

Preserves

None

I hope Cooper City avoids the mistake so many cities make they follow the same flawed model of thinking grow - grow-grow is the path to a better city WRONG this non stop GROW GROW GROW model

leads to towns losing their charm and simply becoming just another overdeveloped, overpopualted uban cesspool with more problems with crime and bad neighborhoods

I would like to see more police presence on the street in areas like Rock Creek to ensure traffic rules, particularly speeding, are being followed and a clearer view of our police station. It is practically invisible and I see cars speed by it going 60 mph very often.

New codes and adherence to existing codes that maintain property values

Answered

27

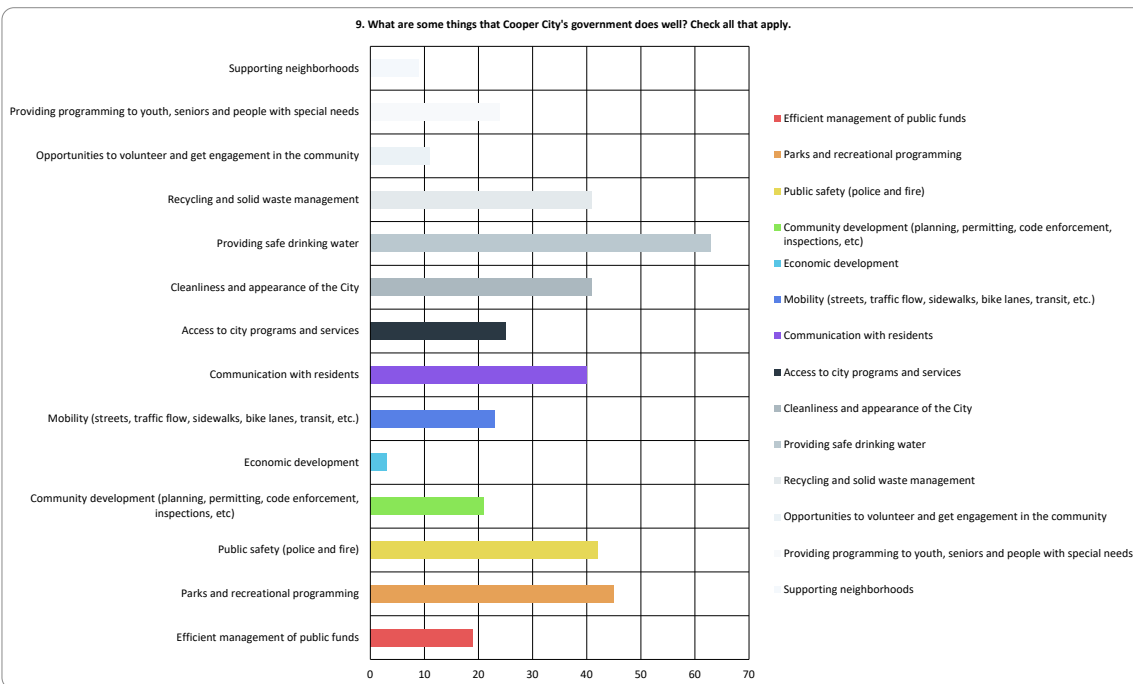
Skipped

54

Cooper City Community Survey

9. What are some things that Cooper City's government does well? Check all that apply.

Choice	Responses	
Efficient management of public funds	19	24.68%
Parks and recreational programming	45	58.44%
Public safety (police and fire)	42	54.55%
Community development (planning, permitting, code enforcement, inspection, etc.)	21	27.27%
Economic development	3	3.90%
Mobility (streets, traffic flow, sidewalks, bike lanes, transit, etc.)	23	29.87%
Communication with residents	40	51.95%
Access to city programs and services	25	32.47%
Cleanliness and appearance of the City	41	53.25%
Providing safe drinking water	63	81.82%
Recycling and solid waste management	41	53.25%
Opportunities to volunteer and get engagement in the community	11	14.29%
Providing programming to youth, seniors and people with special needs	24	31.17%
Supporting neighborhoods	9	11.69%
Answered	77	
Skipped	4	



Cooper City Community Survey

10. As a follow-up to question 9, please list areas where Cooper City's government can be improved:

Response

Control cars speeding

city appearance (more underground FPL cables) and tree canopy restoration

More involvement for local small businesses, more code enforcement for neighborhood sidewalks being constantly blocked by cars parked on it. Impossible

for strollers, kids on bicycles and pedestrians trying to walk around the neighborhood

be on top of code enforcement more for rundown homes

Stop the over development of housing and businesses.

N/a

N/A

Fiscal responsibility -

SAFETY

Focus on infrastructure needs - roads, sidewalks, water, sewer, etc. The big parks are already world-class, how about our roads?

A big part of the positives for the town are it's schools but the city doesn't add any \$\$ to them directly

Become better at how they use city finances instead of always increasing taxes. Which is driving families to move out of Cooper City. Our taxes are higher than luxury/high end cities.

Transparency

Cooper City

Recycling. It's not clear at all.

Job Opportunities

Limit the power of HOAs. Absolutely ridiculous and the amount of embezzlement needs to be investigated. Disgusting.

Most

Improve recycling education to residents and recycling options. Also create some Nice splash pads for the kids.

all the items items I didn't check off.

Code enforcement is embarrassing the way they pick and choose who to give citations to and when. .

Lol

All the space (orange groves, fields, etc have all disappeared. I think we have enough churches. And the traffic on my street (118 Ave) is downright

dangerous. You have speed humps on the street near Publix, why not here?

Code enforcement of fun down vacant residences; noise code enforcement

none

Tree pruning in the swale areas before Hurricanes.

I would like to suggest that Cooper City sets a goal for 80% of all plastic and paper products from households in the city be "actually" recycled. This most

probably will incur in a higher cost than just the collection of such waste from waste management but we should strive to set an example of sustainability. It is

Code enforcement of yard and home curb appeal. Neighbor at 5132 SW 94 AVE has basically abandoned the home, allowing front and especially back yard

to completely overgrow, paint peeling from house, roof in need of repair, trees actually growing out of the side of roof. Have noticed several other houses in

CC in similar disrepair.

City communication to city residents done by POSTAL SERVICE, especially to seniors ! Some seniors do not have family members to help with working

with a computer, smart phone, tablet, etc.. !.

Tree trimming and/or removal and replant new smaller trees.

Cleaning up the four plex apartments, better management of tax revenue, look into replacing bso as our police provider

More focus on sustainability and green energy.

Our city trees need help...was told, by tree cutters, there are more then 200 oak trees that are dying.

Policing, public safety.

Again, better police presence. We pay enough to Broward County and they couldn't even get us the contracted police offers on the street daily.

Cooper City

Update the ugly orange community signs. Plus update the mismatched and ugly fences on Palm/100 Avenue from Stirling to Griffin. A nice wall on both sides would be awesome!

Lower property taxes and not putting 800\$ assessments on my Tax Bill

Stop spending, start gaining funds. Reduce taxes

Help fix areas that are zoned single family, but they become multi-family/multi-people dwellings with a parking lot in yards and the street. Also, enforce codes when homes/yards become un-kept.

Answered

40

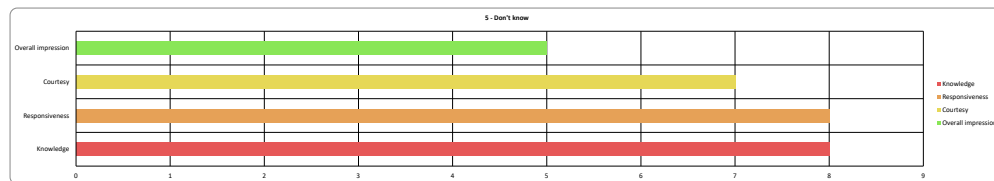
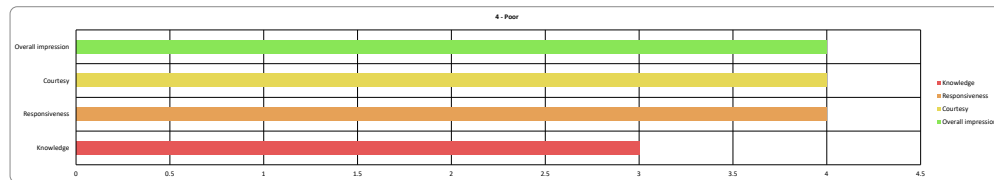
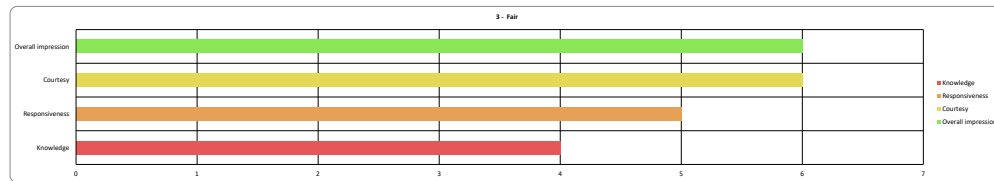
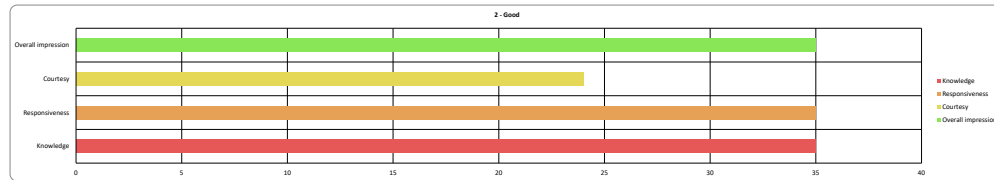
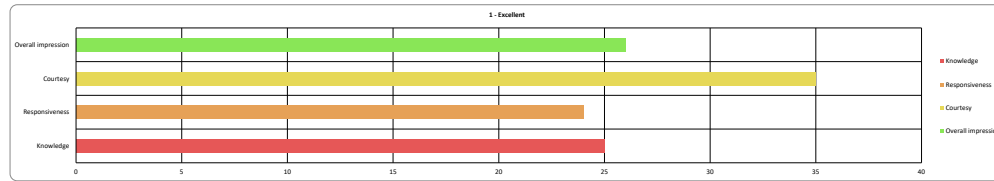
Skipped

41

Cooper City Community Survey

11. What is your impression of the employees of the City of Cooper City in your most recent contact (rate each characteristic below)

	1 - Excellent		2 - Good		3 - Fair		4 - Poor		5 - Don't know	
Knowledge	25	32.89%	35	46.05%	4	5.26%	3	3.95%	8	10.53%
Responsiveness	24	31.58%	35	46.05%	5	6.58%	4	5.26%	8	10.53%
Courtesy	35	46.05%	24	31.58%	6	7.89%	4	5.26%	7	9.21%
Overall impression	26	34.21%	35	46.05%	6	7.89%	4	5.26%	5	6.58%
Answered	76									
Skipped	5									



Cooper City Community Survey

12. What do you foresee as Cooper City's biggest challenge over the next 5 years?

Choice	Responses	
Economy (rebounding from COVID-19, etc.)	5	6.17%
Traffic congestion	8	9.88%
Cost of maintaining current city infrastructure (streets, city facilities, fire stations, recreation centers)	24	29.63%
Availability of housing options	0	0.00%
Cost of living	9	11.11%
Cost of adding needed or desired amenities (parks, trails, etc.)	2	2.47%
Crime and safety	14	17.28%
Maintaining a sense of community	1	1.23%
Population growth and new development	15	18.52%
Maintaining programs and services currently offered (recreation programs, special events)	3	3.70%
Answered	81	
Skipped	0	

