

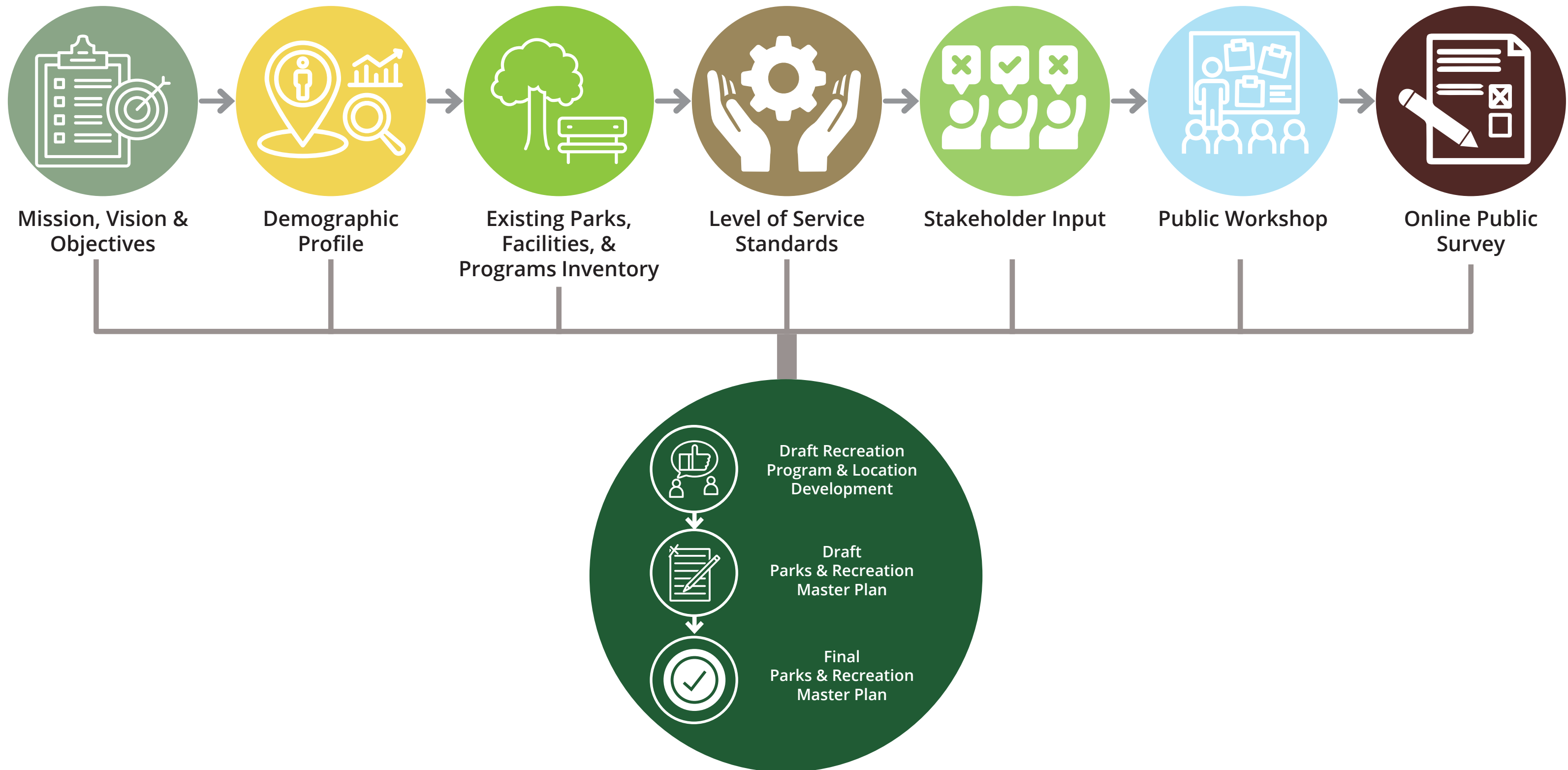
# Cooper City PARKS and RECREATION Master Plan



## Commission Workshop

May 27, 2025

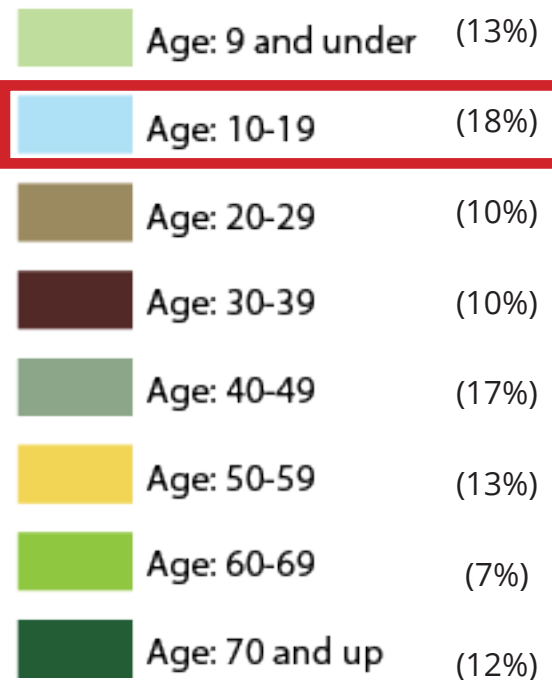
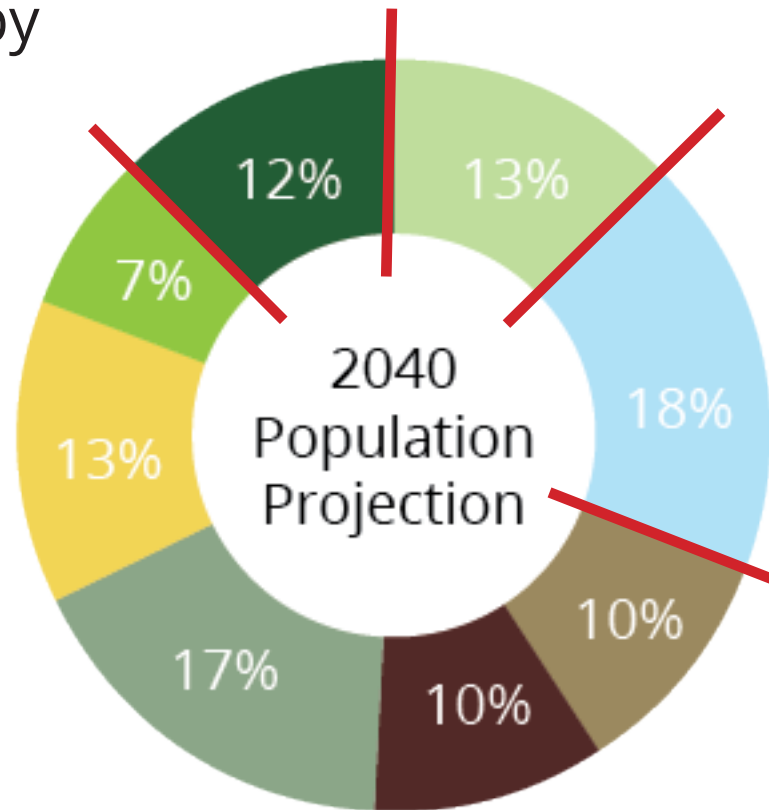
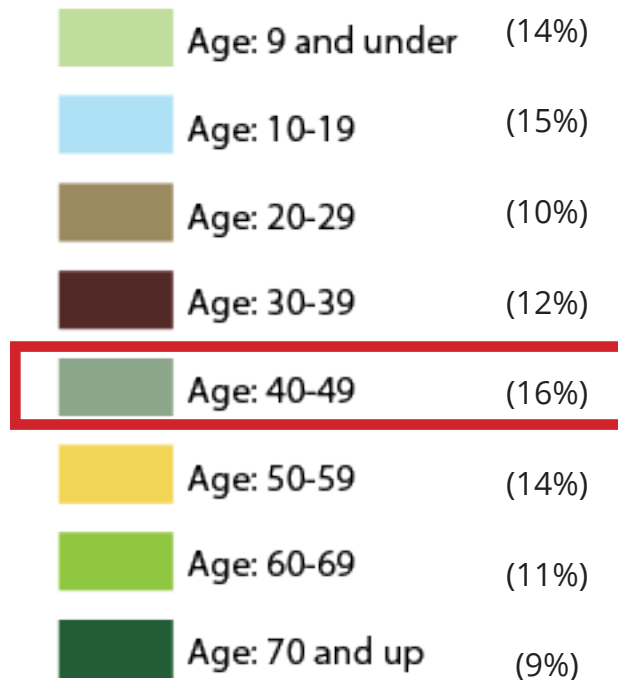
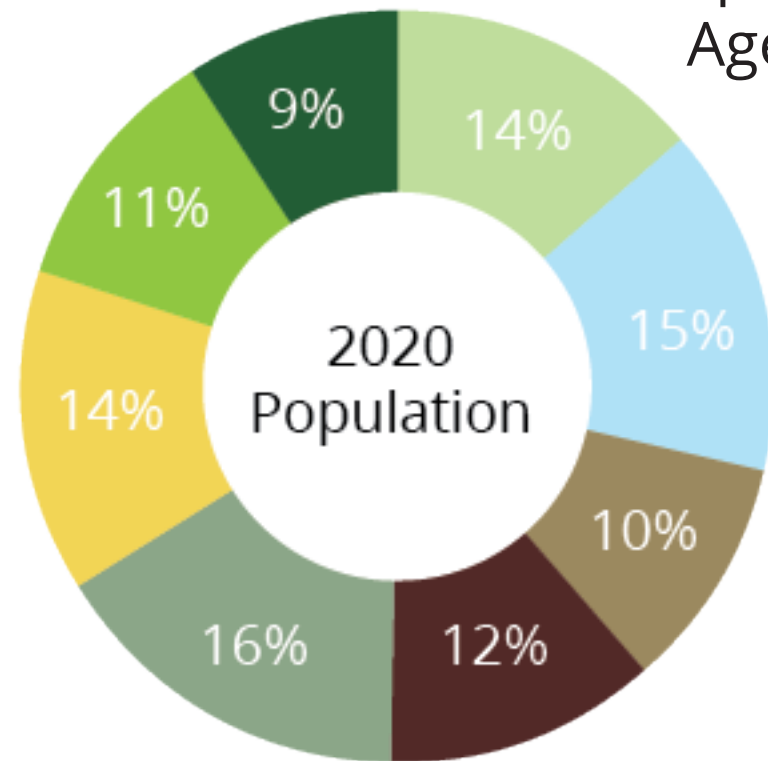
# Planning Process Overview





# Community Profile

Population by Age Group

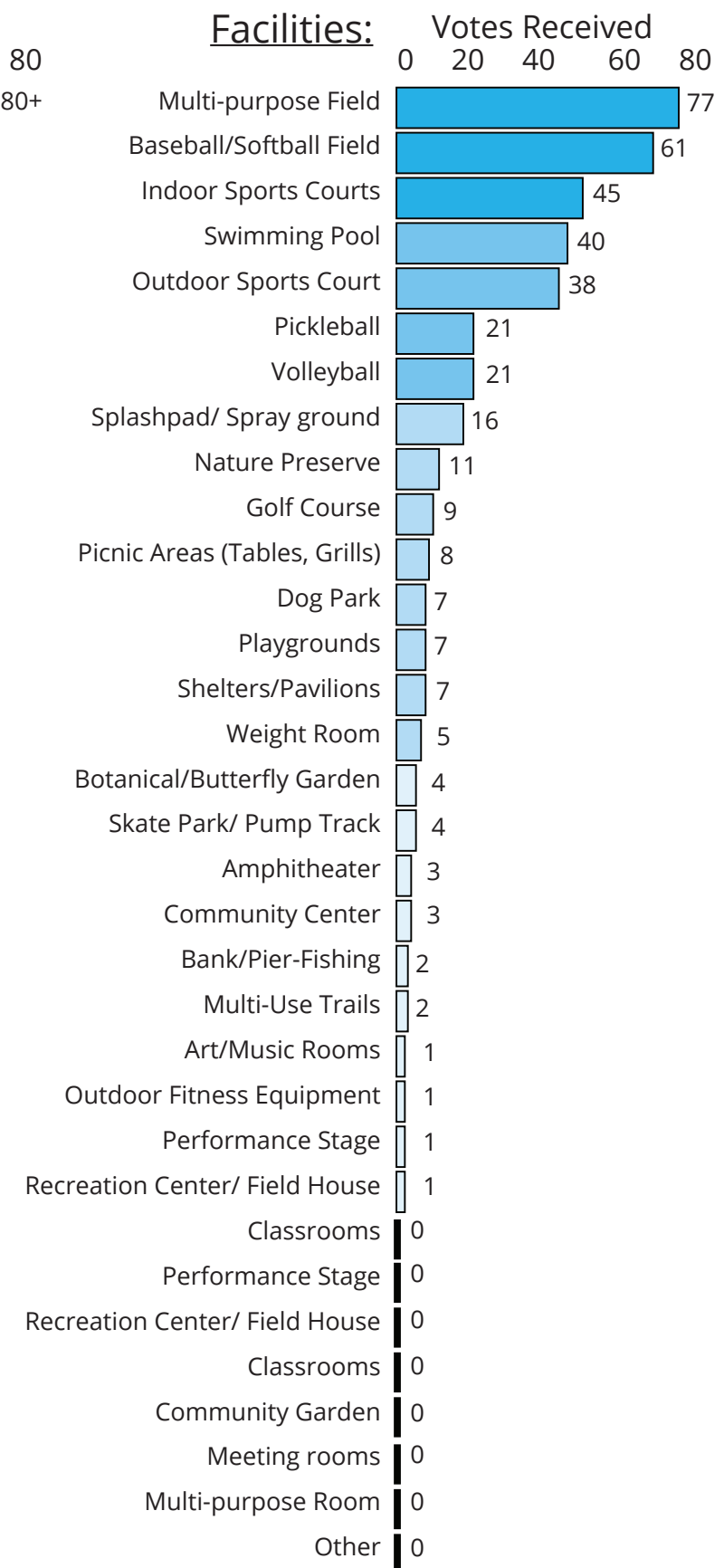

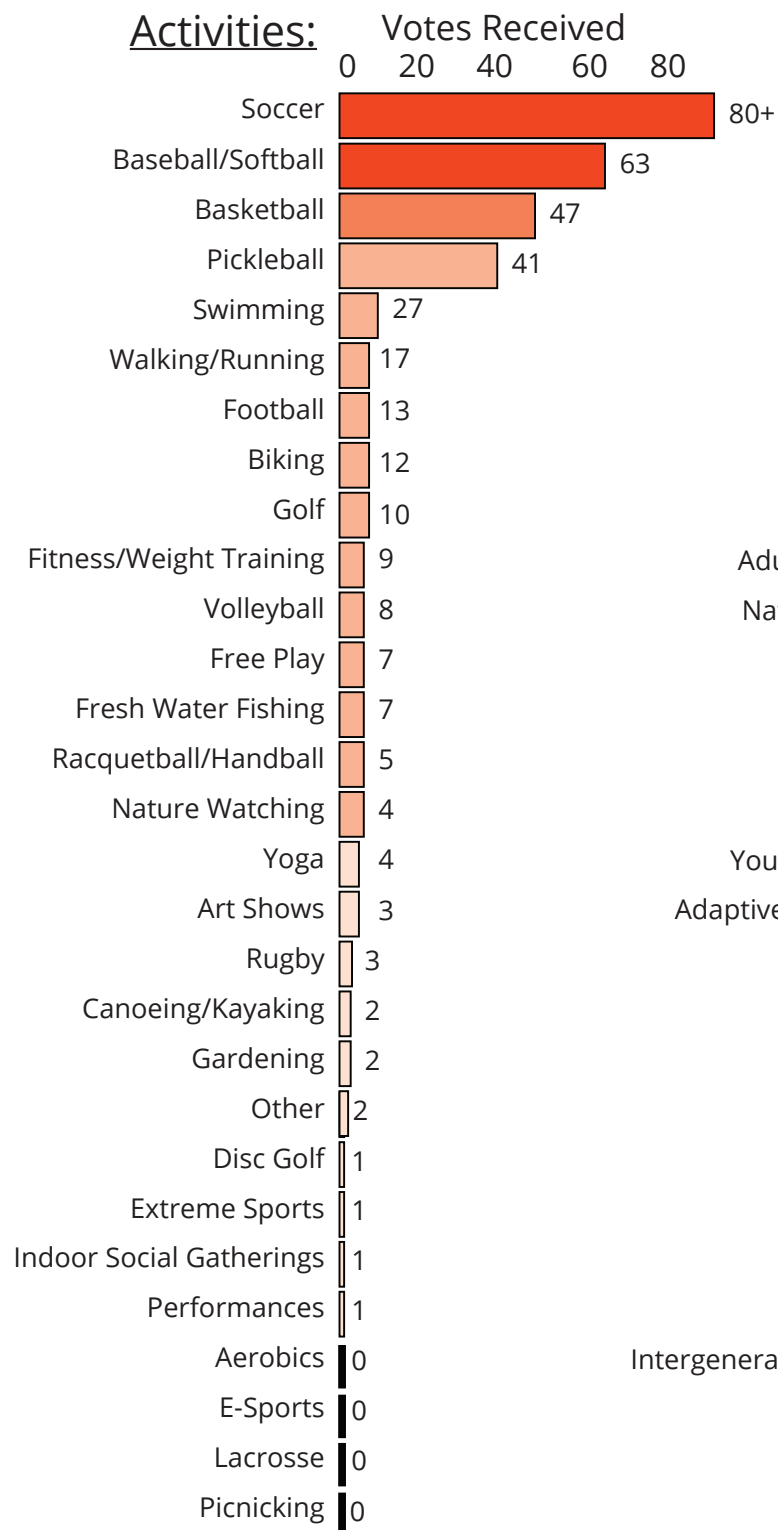


34,321  
(2024)

Future Projections

2020	34,401
2025	34,685
2030	37,704
2035	39,069
2040	40,234

# What We Want - Our Community and Identified Needs





# What We Want - Our Community and Identified Needs

Cooper City wants to hear from you! Help us better understand our community's needs and desires for parks, programs, and facilities into the future.



c/o RRC Associates  
P.O. Box 17880  
Boulder, CO 80308

Name  
Address

Primary methods:

- 1 = Statistically Valid (Invitation Survey)  
Mailed survey with an option to complete online through password protected website
- 2 = Open Link Survey  
Online survey available to all residents of the City

If you have already completed the survey, we appreciate your input!

Please scan the QR code or visit:

[COOPERCITYPARKSURVEY.ORG](https://COOPERCITYPARKSURVEY.ORG)



Enter the passcode

La encuesta también está en español  
**COMPLETE THE SURVEY**  
**1 OF 3 \$100**

All responses are collected and will be used to inform the Master Plan.



**YOU ARE INVITED TO PARTICIPATE IN THE CITY OF COOPER CITY PARKS AND RECREATION MASTER PLAN SURVEY!**

**We want to hear from you!**

Complete the survey for a chance to win one of three \$100 Visa gift cards.

**4,940 Surveys Delivered**

**963**

Total surveys Completed



**656** - Invitation Surveys Completed  
+/- 3.8%  
Margin of Error



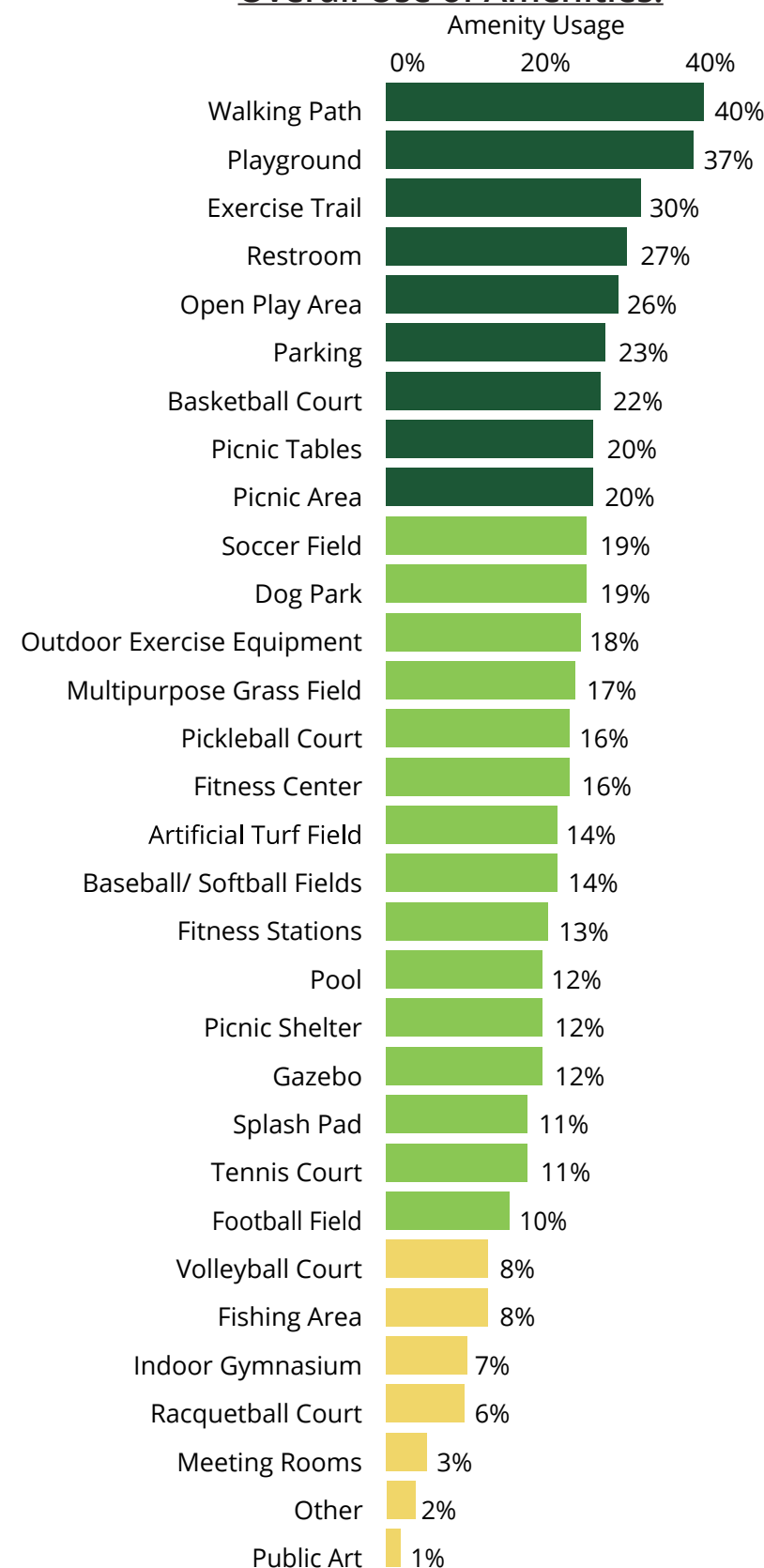
**307** - Open Link Surveys Completed

# What We Want - Our Community and Identified Needs


## Survey Key Take-aways

- **Most Used Amenities:**
  - Walking Paths
  - Playground
  - Exercise Trail
  - Restroom
- **Importance/Increase Use**
  - **Top Priorities**
    - Additional Shade in Parks
    - Improved Communication about offerings
    - Enhancement/Maintenance of parks & facilities
    - More Facilities/Amenities
  - **Secondary Priorities**
    - Expanded hours, better access, and enhanced safety
    - Lower fees and WiFi connectivity both around

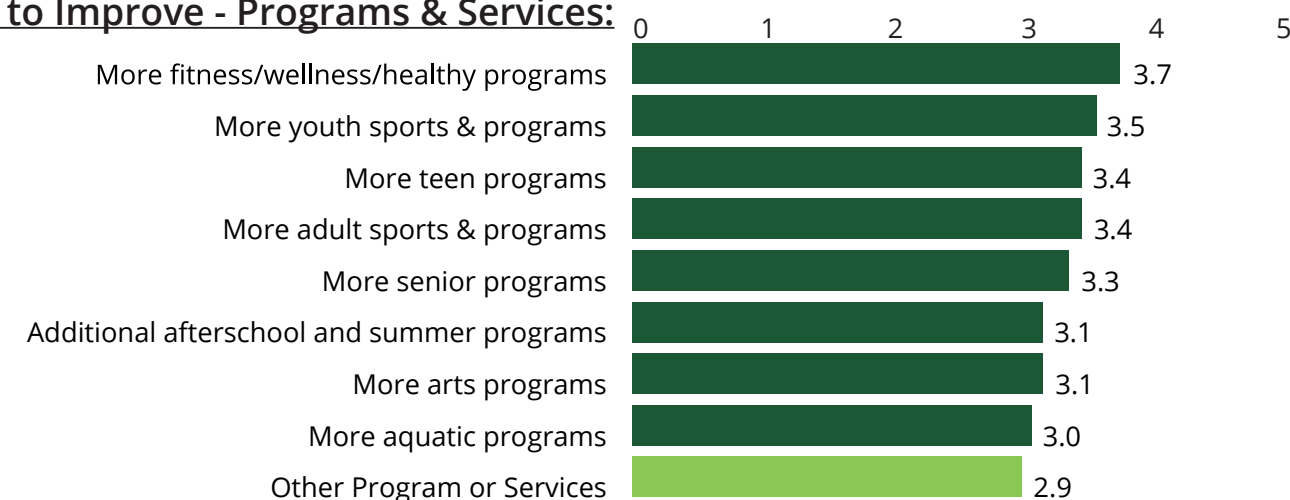
## Overall Use of Amenities:



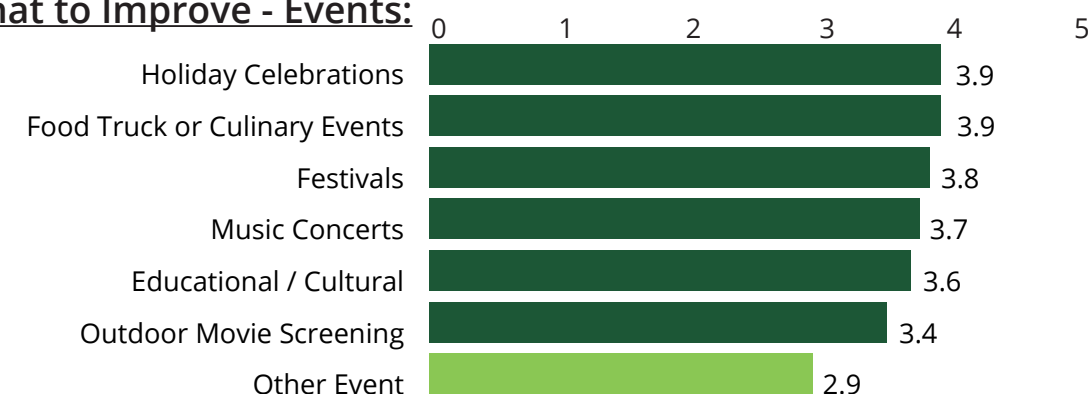
## What to Improve - Facilities & Amenities:



## What to Improve - Programs & Services:

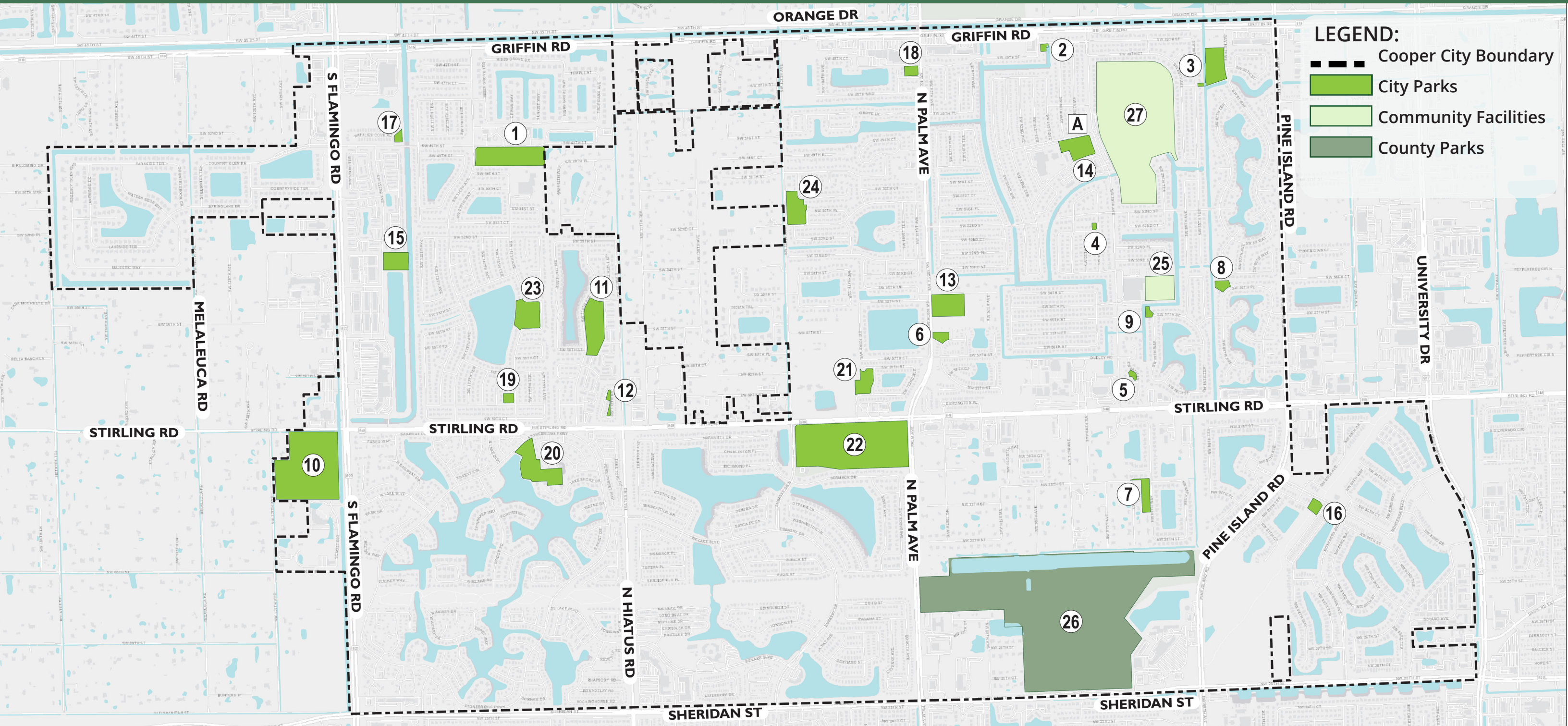


## What to Improve - Events:





# What We Have Now - Inventory & LOS Analysis



- LEGEND:**
- Cooper City Boundary
  - City Parks
  - Community Facilities
  - County Parks

- |                                      |                        |                                      |  |                               |
|--------------------------------------|------------------------|--------------------------------------|--|-------------------------------|
| 1. Bill Lips Sports Complex          | 6. Dawn Park           | 11. Forest Lake Park                 | 17. Natalie's Cove Park                  | 23. Tamarind Park             |
| 2. Chase Park                        | 7. Diamond Head Park   | 12. Homes of Forest Lakes Park       | 18. Pine Lake Park                       | 24. Ted Ferone Park           |
| 3. Christie Schafale Park & Dog Park | 8. Ellie Kozak Park    | 13. Jerry Morgan Park                | 19. Poinciana Park                       | 25. Pioneer Middle School     |
| 4. Colony Park                       | 9. Encore Park         | 14. Memorial Park                    | 20. Pool & Tennis Center Park            | 26. Brian Piccolo Park        |
| 5. Cooper's Point Park               | 10. Flamingo West Park | 15. Michael "City Mike" Riordan Park | 21. Stirling Palm Park                   | 27. Cooper Colony Golf Course |
|                                      |                        | 16. Monterra Community Dog Park      | 22. Suellen H. Fardelmann Sports Complex |                               |
|                                      |                        |                                      |  | A. Community Center           |



# What We Have Now - Inventory & LOS Analysis

## Parks and Facilities Inventory

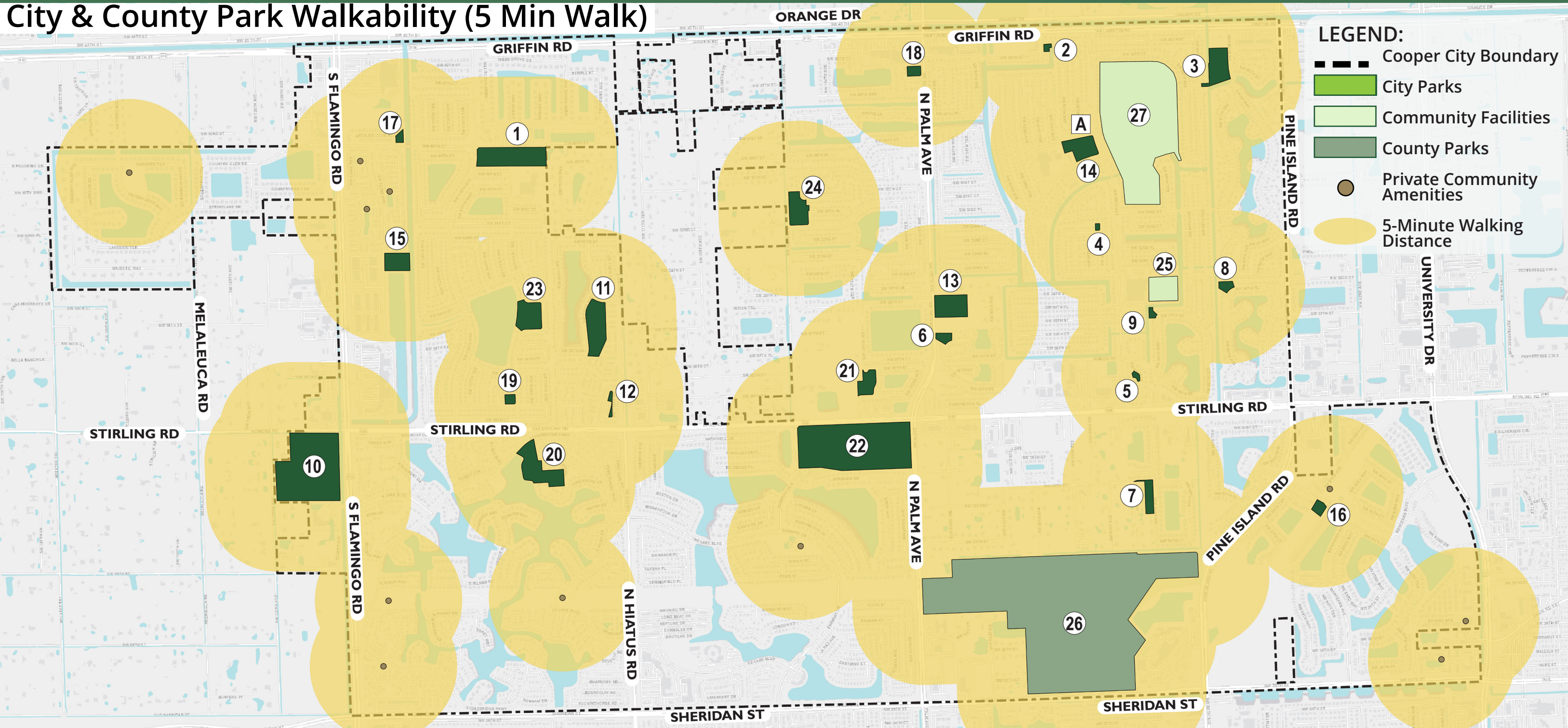
	Basketball Court	Concession	Diamond Field	Dog Park	Fitness Equipment	Fishing Dock/Access	Gazebo	Multi-Purpose Field	Natural Area	Open Play Area	Pickleball Court	Picnic Area	Pavilion	Playground	Racquetball Courts	Sand Volleyball	Soccer/football/Field	Splashpad	Swimming Pool	Tennis Court	Walking Path
1. Bill Lips Sports Complex Park		1	4					2				1	1	1			2				
2. Chase Park						1						1		1							1
3. Christie Schafale Park & Dog Park	1			1	1					1		1		1		1					1
4. Colony Park												1		1							
5. Cooper's Point Park												1		1							
6. Dawn Park										1		1		1							
7. Diamond Head Park	1									1		1		1	2						1
8. Ellie Kozak Park					1					1		1		1							
9. Encore Park										1				1							
10. Flamingo West Park		1				1		4	1			1	4	1			4				1
11. Forest Lake Park	1									1	2			1		1				1	1
12. Homes of Forest Lakes Park										1		1		1							
13. Jerry Morgan Park									1												1
14. Memorial Park							1					1		1							
15. Michael "City Mike" Riordan Park	1			1						1				1		1				1	1
16. Monterra Community Dog Park				1																	
17. Natalie's Cove Park										1		1		1							
18. Pine Lake Park										1				1							
19. Poinciana Park										1				1							
20. Pool & Tennis Center Park	2										4	1	1	1		2		1	1	8	
21. Stirling Palm Park	1									1		1		1		1					1
22. Suellen H. Fardelmann Sports Complex	2	1	7					3			6	1	1	1		4	3				1
23. Tamarind Park					1					1		1		1	4	1				2	1
24. Ted Ferone Park	1				1					1				1	4	1				2	1
25. Pioneer Middle School	3		2					1									1			3	
<b>Total</b>	<b>13</b>	<b>4</b>	<b>13</b>	<b>3</b>	<b>4</b>	<b>1</b>	<b>1</b>	<b>10</b>	<b>2</b>	<b>15</b>	<b>12</b>	<b>16</b>	<b>7</b>	<b>22</b>	<b>10</b>	<b>12</b>	<b>10</b>	<b>1</b>	<b>1</b>	<b>17</b>	<b>11</b>

- 22 Playgrounds
- 10 Multi-purpose Fields
- 13 Baseball/Softball Fields  
(Including Pioneer Middle School)
- 13 Basketball Courts
- 17 Tennis Courts
- 12 Pickleball Courts
- 10 Racquetball Courts
- 12 Sand Volleyball Courts



# What We Have Now - Inventory & LOS Analysis

## City & County Park Walkability (5 Min Walk)



1. Bill Lips Sports Complex
2. Chase Park
3. Christie Schafale Park & Dog Park
4. Colony Park
5. Cooper's Point Park

6. Dawn Park
7. Diamond Head Park
8. Ellie Kozak Park
9. Encore Park
10. Flamingo West Park

11. Forest Lake Park
12. Homes of Forest Lakes Park
13. Jerry Morgan Park
14. Memorial Park
15. Michael "City Mike" Riordan Park
16. Monterra Community Dog Park

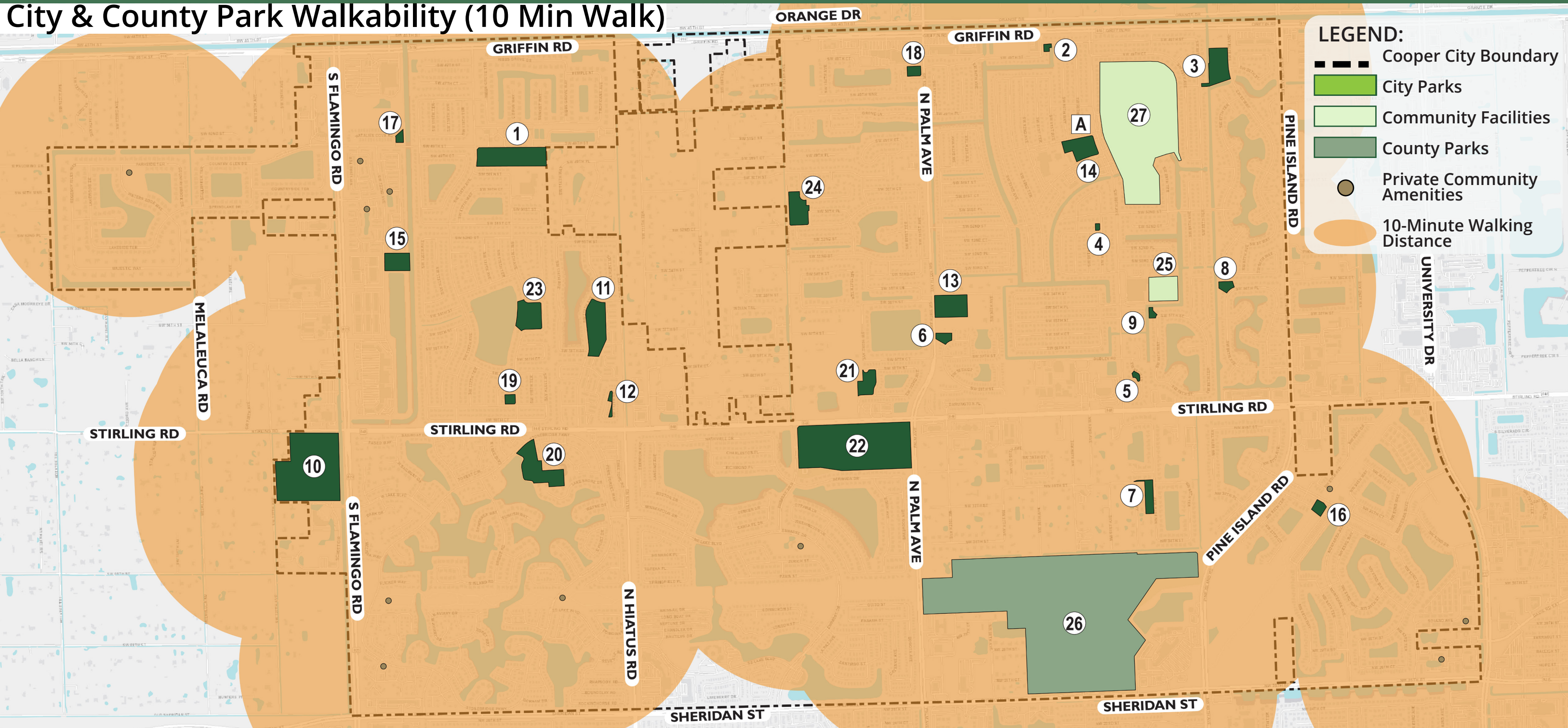
17. Natalie's Cove Park
18. Pine Lake Park
19. Poinciana Park
20. Pool & Tennis Center Park
21. Stirling Palm Park
22. Suellen H. Fardelmann Sports Complex

23. Tamarind Park
  24. Ted Ferone Park
  25. Pioneer Middle School
  26. Brian Piccolo Park
  27. Cooper Colony Golf Course
- A. Community Center



# What We Have Now - Inventory & LOS Analysis

## City & County Park Walkability (10 Min Walk)



1. Bill Lips Sports Complex
2. Chase Park
3. Christie Schafale Park & Dog Park
4. Colony Park
5. Cooper's Point Park

6. Dawn Park
7. Diamond Head Park
8. Ellie Kozak Park
9. Encore Park
10. Flamingo West Park

11. Forest Lake Park
12. Homes of Forest Lakes Park
13. Jerry Morgan Park
14. Memorial Park
15. Michael "City Mike" Riordan Park
16. Monterra Community Dog Park

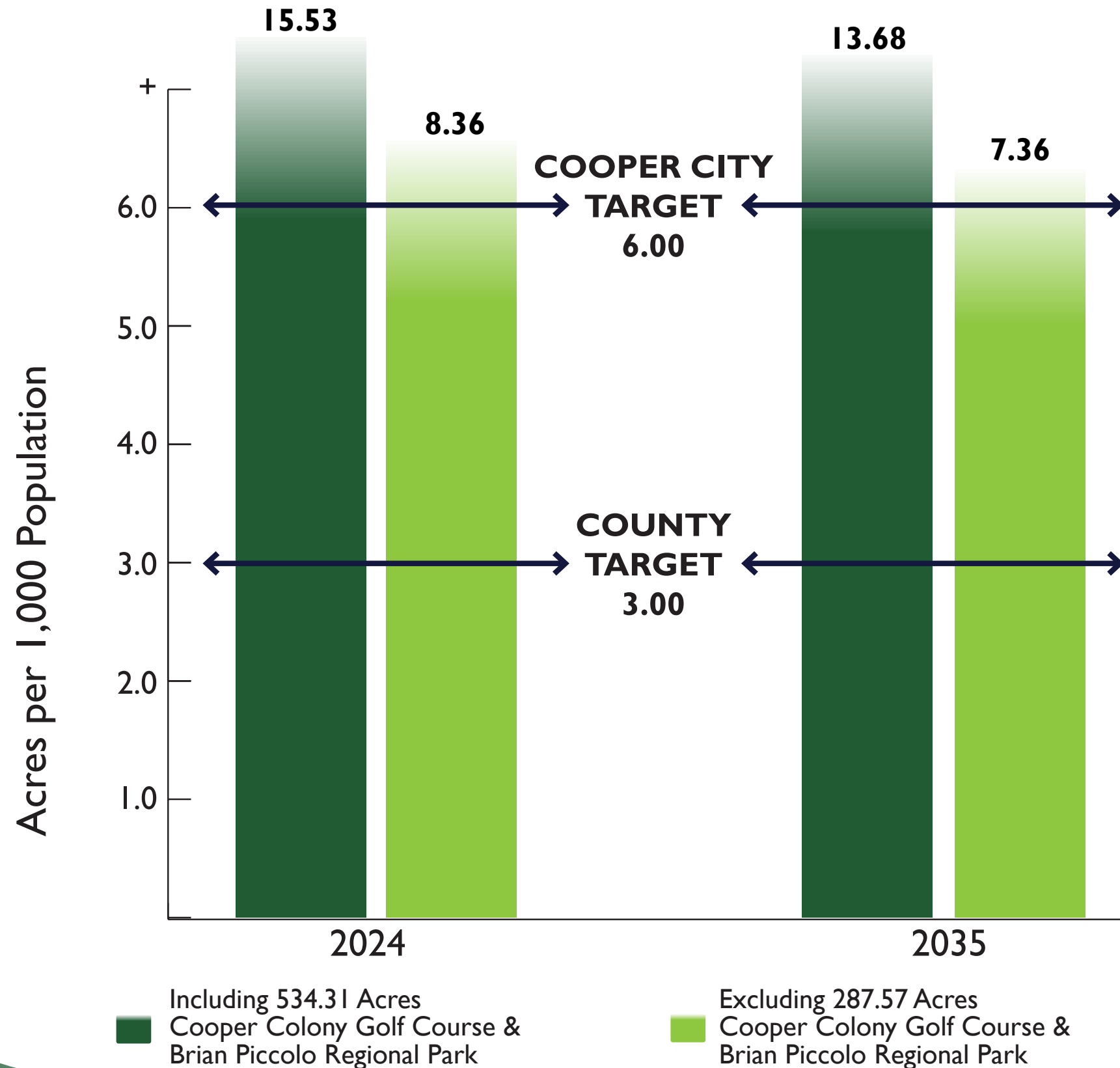
17. Natalie's Cove Park
18. Pine Lake Park
19. Poinciana Park
20. Pool & Tennis Center Park
21. Stirling Palm Park
22. Suellen H. Fardelmann Sports Complex

23. Tamarind Park
  24. Ted Ferone Park
  25. Pioneer Middle School
  26. Brian Piccolo Park
  27. Cooper Colony Golf Course
- A. Community Center



# What We Have Now - Inventory & LOS Analysis

## Parkland & Open Space Acres Benchmarks



- Cooper City's Comprehensive Plan sets required park and open space acres standard to be **6 acres per 1,000 persons**
- **County and State** sets required park and open space to be **3 acres per 1,000 persons**
- Citywide level of service including **Cooper Colony Golf Course and Brian Piccolo Regional Park** areas is **15.53 per 1,000 residents**
- Citywide level of service w/o **Cooper Colony Golf Course and Brian Piccolo Regional Park** areas is **8.36 acres per 1,000 residents**
- **2035** projected City population **39,069**
- Future population level of service including **Cooper Colony Golf Course and Brian Piccolo Regional Park** areas is **13.68 per 1,000 residents**
- Future population level of service w/o **Cooper Colony Golf Course and Brian Piccolo Regional Park** areas is **7.36 acres per 1,000 residents**

# What We Have Now - Inventory & LOS Analysis

## SCORP & NRPA Benchmarks

### Statewide Comprehensive Outdoor Recreation Plan

SCORP Population Guidelines for Outdoor Recreation Activities					
Activity	Facility Type	Current Number of Facilities	Participants Annually	Cooper City Level of Service	SCORP Level of Service 2025
Swimming Outdoor Pool	Pool	1	14792	0.068	0.045
Tennis	Court	17	7912	0.885	0.78
Football	Field	10	7224	1.661	0.2
Baseball/ Softball	Field	13	7224	1.800	0.49
Basketball	Court	13	4816	2.699	0.63
Soccer	Field	10	7912	1.517	0.07

### National Recreation & Park Association

City Facilities Required to meet NRPA Benchmarks		
Type of Facility	Cooper City	Median for Jurisdictions between 20,000 and 40,000 Population
Playgrounds/Totlots	22	10
Basketball Courts	13	4
Tennis Courts (outdoor only)	17	5
Diamond Fields	13	12
Rectangular Fields: multi-purpose	10	10
Dog park	2	1
Swimming pools (outdoor only)	1	1
Pickleball (outdoor only)	12	2
Splashpads/Spraygrounds	1	1
Community gardens	0	1
Volleyball	12	2
Community/Recreation Centers	2	1
Performance Amphitheater/ Outdoor Stage	0	1

## LEGEND

	Meets Benchmarks
	Below Benchmarks



# Key Input Findings Summary Key Input Findings Summary

Key Issue - Rating Scale  
First Priority = 3 pts  
Second Priority = 2 pts  
Third Priority = 1 pt

\*Public Workshop counted for 2x times the pts  
\*Public Survey counted for 3x times the pts

Note: A community center typically offers a variety of social, educational, and cultural activities for all ages, while a recreation center focuses more on physical activities and sports programs.

Key Issue - Rating Scale First Priority = 3 pts Second Priority = 2 pts Third Priority = 1 pt  *Public Workshop counted for 2x times the pts *Public Survey counted for 3x times the pts  Note: A community center typically offers a variety of social, educational, and cultural activities for all ages, while a recreation center focuses more on physical activities and sports programs.	TOTAL	Qualitative									Quantitative		
		COMMISSIONERS	PARKS AND REC STAFF	REC. ADVISORY BOARD	SENIOR CITIZEN ADV. BOARD	OPTIMIST	TOT PARENT	PICKLEBALL GROUP	PUBLIC WORKSHOP	RECREATION TRENDS	PROGRAM PARTICIPATION	SURVEY	NRPA & SCORP BENCHMARKS
Improve existing facilities/amenities	29	3	3	2	2	3	2	2	3			9	
Additional shaded outdoor areas	22	1	2	2	2	3		3				9	
Additional walking/biking trails and connect existing trails	20	1	1	2				2	2	3		9	
Expand pickleball courts	19	3	3	3	3			3	4				
Upgrade sports fields and outdoor courts	17								6	2	3	6	
Playgrounds (e.g. inclusive, destination, upgrades)	16	2	2	3		1	3		2			3	
Amenities (e.g. picnic areas, seating, drinking fountains, restrooms, parking)	15	1		2			3	3				6	
Autism and ADA-friendly features	15	3	3	3	3							3	
Improve park maintenance	15					3		3				9	
Develop a new aquatics facility (e.g. splash pad)	15	2	2	2				2	2	2		3	
Advertising/marketing parks and facilities better (e.g. email, social media, website)	14			2			3					9	
Security improvements (e.g. lighting, security cameras)	12			3		3						6	
Parking improvements	10	1	3	3	3								
Expand youth programs	10						3	1				6	
Expand senior, teen, and adult programs	6											6	
More holiday celebrations, festivals, culinary events	6											6	
More fitness/wellness/health programs	6											6	
Recreation Center/Field House	6	1						2					3
Increase senior programming and expand space	5			2	3								
Community garden and associated programming	4			1									3
Art in parks (murals, sculptures)	3	1	1	1									
Outdoor games and activities (e.g. chess, tables)	3	1	1	1									
Increase staff	3	3											
Promote and enhance safety initiatives (home safety, CPR courses, CERT presentations)	3				3								
Field drainage improvements	3					3							




**Maintain and improve existing City parks & facilities**



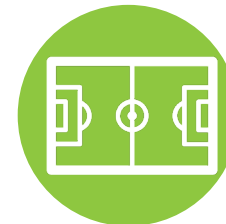
**Additional shaded outdoor areas**



**Develop interconnected open space system of parks, greenways, and trails**



**Expand pickleball courts**



**Provide additional multi-purpose fields and courts**



**Update and improve playgrounds (e.g. inclusive, destination)**



**Provide and improve comfort amenities (e.g., restrooms, lighting, seating, parking)**



**Provide and improve autism and ADA-friendly features**



**Improve park maintenance**



**Develop a new aquatic feature (splashpad/ sprayground)**

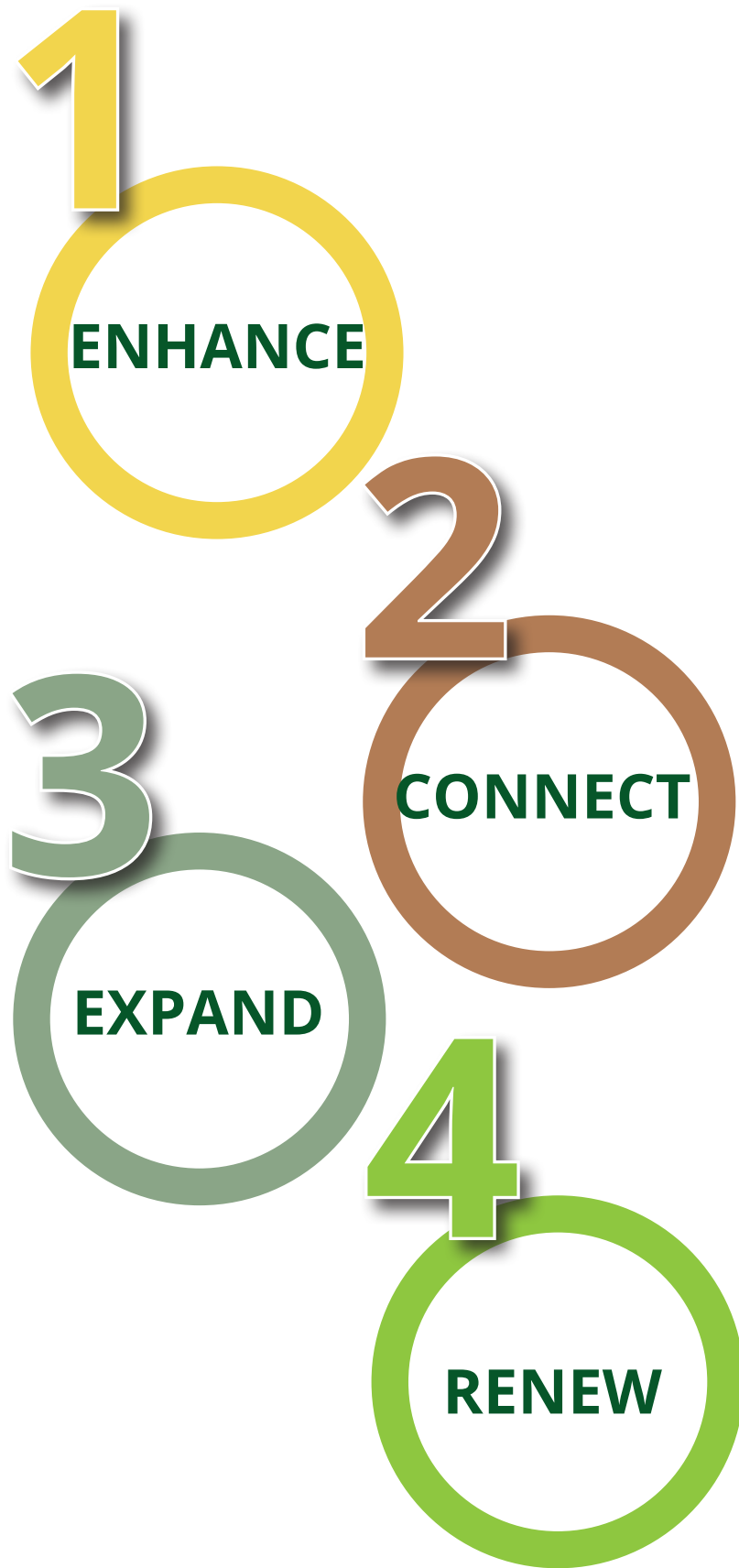


**Advertising/marketing parks and facilities better (e.g. email, social media, website)**



**Security improvements (e.g. lighting, security cameras)**

# Vision



1. **Enhance** existing facilities and amenities to update and maximize user comfort and convenience. Enhancement focuses on athletic fields, courts, playgrounds, shade structures, pavilions, restrooms, and parking.
2. **Connect** the park system's bicycle, pedestrian and parking facilities seamlessly within the parks and throughout the community. Connections focus on greenways, bike paths, multi-purpose paths and trails.
3. **Expand** the City's outdoor and indoor recreation facilities to keep pace with the City's growth. Expansion focuses on the indoor recreation multipurpose space.
4. **Renew** management & operational systems to ensure efficient and effective stewardship of park and recreation lands, facilities and programs. Renew focuses on maintenance, communications methods, marketing, partnerships, signage, accessibility, and funding.



# Vision

Park Improvements		
Park	Recreational Facility / Amenity Modifications & Additions	
Cooper City Community Center	<ul style="list-style-type: none"> <li>Electronic upgrade (projector &amp; screen)</li> <li>Security cameras</li> </ul>	<ul style="list-style-type: none"> <li>Outdoor terrace area (seating, added shade, game tables)</li> <li>Repainting (2025)</li> </ul>
Bill Lips Sports Complex	<ul style="list-style-type: none"> <li>Shaded playground upgrade 2023 - Add PIP and shade</li> <li>Softball fields upgrade 2025 - clayed and temporary fencing</li> <li>Multipurpose field upgrade 2025</li> <li>Lighting upgrade (2026-2027)</li> </ul>	<ul style="list-style-type: none"> <li>Side parking pavers (2026) (40 spaces)</li> <li>Improve landscape buffer residential side (upgrade 2025)</li> <li>Restroom/storage/concession stand</li> <li>Site Amenities (20) (2026)</li> <li>Wayfinding signage (2026)</li> </ul>
Chase Park	<ul style="list-style-type: none"> <li>Shaded playground upgrade</li> <li>Shade Fitness Area</li> </ul>	<ul style="list-style-type: none"> <li>Site Amenities (4)</li> </ul>
Christie Schafale Park & Dog Park	<ul style="list-style-type: none"> <li>Shaded playground upgrade (destination)</li> <li>Basketball upgrade</li> <li>Dog park upgrade</li> </ul>	<ul style="list-style-type: none"> <li>Sand volleyball upgrade</li> <li>Site Amenities (15) (2026)</li> <li>Wayfinding signage (2026)</li> </ul>
Colony Park	<ul style="list-style-type: none"> <li>Shaded Playground upgrade (teen age group)</li> </ul>	<ul style="list-style-type: none"> <li>Site Amenities (4)</li> </ul>
Cooper's Point Park	<ul style="list-style-type: none"> <li>Shaded Playground upgrade (older age group)</li> </ul>	<ul style="list-style-type: none"> <li>Site Amenities (4)</li> </ul>
Dawn Park	<ul style="list-style-type: none"> <li>Playground upgrade</li> </ul>	<ul style="list-style-type: none"> <li>Site Amenities (4)</li> </ul>
Diamond Head Park	<ul style="list-style-type: none"> <li>Shaded Playground upgrade</li> <li>Basketball upgrade</li> </ul>	<ul style="list-style-type: none"> <li>Add (2) Shelters</li> <li>Site Amenities (8)</li> </ul>
Ellie Kozak Park	<ul style="list-style-type: none"> <li>Shaded Playground upgrade (2025)</li> <li>Add (2) Shelters</li> </ul>	<ul style="list-style-type: none"> <li>Site Amenities (4)</li> </ul>
Encore Park	<ul style="list-style-type: none"> <li>Shaded Playground upgrade</li> </ul>	<ul style="list-style-type: none"> <li>Site Amenities (4)</li> </ul>
Flamingo West Park	<ul style="list-style-type: none"> <li>Shaded Fitness Area</li> <li>Enhance Landscape tree canopy</li> </ul>	<ul style="list-style-type: none"> <li>Site Amenities (15)</li> </ul>
Forest Lake Park	<ul style="list-style-type: none"> <li>Shaded Playground upgrade</li> <li>Basketball courts upgrade</li> <li>Side parking pavers (30 spaces)</li> </ul>	<ul style="list-style-type: none"> <li>Sand Volleyball upgrade</li> <li>Site Amenities (10)</li> </ul>

Park Improvements		
Park	Recreational Facility / Amenity Modifications & Additions	
Homes of Forest Lakes Park	<ul style="list-style-type: none"> <li>Shaded Playground upgrade</li> </ul>	<ul style="list-style-type: none"> <li>Site Amenities (4)</li> </ul>
Jerry Morgan Park	<ul style="list-style-type: none"> <li>Wayfinding</li> </ul>	<ul style="list-style-type: none"> <li>Site amenities (10)</li> </ul>
Memorial Park	<ul style="list-style-type: none"> <li>Fitness stations (10)</li> <li>Sprayground</li> </ul>	<ul style="list-style-type: none"> <li>Site amenities (15)</li> </ul>
Michael “City Mike” Riordan Park	<ul style="list-style-type: none"> <li>Site amenities (10)</li> </ul>	<ul style="list-style-type: none"> <li>Side parking pavers (10 spaces)</li> </ul>
Monterra Community Dog Park	<ul style="list-style-type: none"> <li>Wayfinding</li> </ul>	<ul style="list-style-type: none"> <li>Site amenities (5)</li> </ul>
Natalie’s Cove Park	<ul style="list-style-type: none"> <li>Shaded playground upgrade</li> </ul>	<ul style="list-style-type: none"> <li>Site amenities (4)</li> </ul>
Pine Lake Park	<ul style="list-style-type: none"> <li>Shaded playground upgrade</li> </ul>	<ul style="list-style-type: none"> <li>Site amenities (4)</li> </ul>
Poinciana Park	<ul style="list-style-type: none"> <li>Playground upgrade</li> </ul>	<ul style="list-style-type: none"> <li>Site amenities (4)</li> </ul>
Pool & Tennis Center Park	<ul style="list-style-type: none"> <li>Electronic upgrade</li> <li>Playground upgrade (destination)</li> <li>Splash pad expansion upgrade</li> <li>Add shade structure areas</li> <li>Pavilion/restroom upgrade</li> </ul>	<ul style="list-style-type: none"> <li>Basketball court upgrade</li> <li>Tennis courts upgrade</li> <li>Sand volleyball upgrade</li> <li>Pump room area upgrade</li> <li>Wayfinding signage</li> </ul>
Stirling Palm Park	<ul style="list-style-type: none"> <li>Shaded playground upgrade</li> <li>Basketball courts upgrade</li> </ul>	<ul style="list-style-type: none"> <li>Sand volleyball upgrade</li> <li>Site amenities (5)</li> </ul>
Suellen H. Fardelmann Sports Complex	<ul style="list-style-type: none"> <li>Shaded playground upgrade (2025)</li> <li>Baseball fields upgrade (2025)</li> <li>Restroom upgrade (2025)</li> <li>Multipurpose field upgrade</li> <li>Sand volleyball upgrade</li> <li>Pickleball complex (10 courts)</li> </ul>	<ul style="list-style-type: none"> <li>Walking trail</li> <li>Shaded fitness stations</li> <li>Maintenance facility upgrade</li> <li>Landscape buffer</li> <li>Site Amenities (20)</li> <li>Wayfinding signage</li> </ul>
Tamarind Park	<ul style="list-style-type: none"> <li>Shaded playground upgrade</li> <li>Sand volleyball relocate</li> <li>Removal racquet courts</li> </ul>	<ul style="list-style-type: none"> <li>Site amenities (10)</li> <li>Side parking pavers (20 spaces)</li> </ul>
Ted Ferone Park	<ul style="list-style-type: none"> <li>Basketball court nets</li> <li>Shaded playground upgrade</li> <li>Sand volleyball relocate</li> </ul>	<ul style="list-style-type: none"> <li>Removal racquet courts</li> <li>Side parking pavers (30 spaces)</li> <li>Site amenities (10)</li> </ul>
Pioneer Middle School	<ul style="list-style-type: none"> <li>Track upgrade</li> <li>Multipurpose field upgrade</li> </ul>	<ul style="list-style-type: none"> <li>Basketball courts upgrade</li> <li>Sports lighting upgrade</li> </ul>

# Implementation Plan Cost



## **SHORT TERM** (1-3 YRS)

### **NEW DEVELOPMENT**

- Marketing
- ADA accessibility
- Greenways

### **IMPROVEMENTS**

- Bill Lips Sports Complex
- Suellen H. Fardmann Sports Complex
- Pioneer Middle School
- Dawn Park



## **MID-TERM** (4-6 YRS)

### **NEW DEVELOPMENT**

- Marketing
- ADA accessibility
- Greenways

### **IMPROVEMENTS**

- Community Center
- Pool & Tennis Center
- Christie Schafale Park
- Ellie Kozak Park
- Encore Park
- Forest Lake Park
- Stirling Park
- Tamarind Park
- Ted Ferone Park



## **LONG TERM** (7-10 YRS)

### **NEW DEVELOPMENT**

- Expand Community Center
- Outdoor event space (amphitheater)
- Marketing
- ADA accessibility
- Greenways

### **IMPROVEMENTS**

- Chase Park
- Colony Park
- Cooper's Point Park
- Flamingo West Park
- Homes of Forest Lakes Park
- Jerry Morgan Park
- Michael "City Mike" Riordan Park
- Monterra Community Dog Park
- Natalie's Cove Park
- Pine Lake Park
- Poinciana Park



# Implementation Plan Cost

## 1 ENHANCE

- Improve existing facilities
- Renovate existing restrooms (Suellen, Pool & Tennis Center (3), Flamingo West)
- Refines and expand recreational facilities
- New facilities and amenities
- Acquisition of property
- Upgrade convenience & customer service amenities (shade structure, receptacles, bench, etc.)
- Continue to improve ADA accessibility and implement Autism Friendly standards

Subtotal of I. Enhance:			
SHORT TERM (1-3YRS)	MID-TERM (4-6YRS)	LONG TERM (7-10YRS)	TEN YEAR TOTAL
\$13,384,000	\$10,645,800	\$5,295,000	\$29,324,800

# Implementation Plan Cost



1. Enhance Facilities and Amenities				
OBJECTIVES	SHORT TERM (1-3YRS)	MID-TERM (4-6YRS)	LONG TERM (7-10YRS)	TEN YEAR TOTAL
<b>Objective 1.2 – Renovate or replace outdated or failing facilities, amenities, parks, and open spaces.</b>				
1.2.a Renovate existing restrooms (1,000 SF @ \$250/SF) (Suellen, Pool & Tennis Center (3), Flamingo West)	\$250,000	\$750,000	\$250,000	\$1,250,000
1.2.b Update convenience amenities (\$20,000 per year)	\$60,000	\$60,000	\$80,000	\$200,000
<b>Objective 1.3 – Continually refine recreational facilities to respond to current and future population demands.</b>				
Objective 1.3 – Continually refine recreational facilities to respond to current and future population demands.				
1.3.a Continual evaluation of current facilities and future population demands.	Department Staff	Department Staff	Department Staff	N/A
Community Center		\$91,800		\$91,800
Bill Lips Sports Complex Park	\$6,543,000			\$6,543,000
Chase Park			\$849,000	\$849,000
Christie Schafale Park & Dog Park		\$1,506,000		\$1,506,000
Colony Park			\$396,000	\$396,000
Cooper’s Point Park			\$396,000	\$396,000
Dawn Park	\$396,000			\$396,000
Diamond Head Park		\$720,000		\$720,000
Ellie Kozak Park		\$744,000		\$744,000
Encore Park		\$396,000		\$396,000
Flamingo West Park			\$540,000	\$540,000
Forest Lake Park		\$852,000		\$852,000
Homes of Forest Lakes Park			\$396,000	\$396,000
Jerry Morgan Park			\$60,000	\$60,000
Memorial Park			\$1,050,000	\$1,050,000
Michael “City Mike” Riordan Park			\$60,000	\$60,000
Monterra Community Dog Park			\$30,000	\$30,000
Natalie’s Cove Park			\$396,000	\$396,000
Pine Lake Park			\$396,000	\$396,000
Poinciana Park			\$396,000	\$396,000
Pool & Tennis Center Park		\$2,736,000		\$2,736,000
Stirling Palm Park		\$606,000		\$606,000
Suellen H. Fardelmann Sports Complex	\$4,479,000			\$4,479,000
Tamarind Park		\$1,104,000		\$1,104,000
Ted Ferone Park		\$1,080,000		\$1,080,000
Pioneer Middle School	\$1,656,000			\$1,656,000
TOTAL:	\$13,074,000	\$9,835,800	\$4,965,000	\$27,874,800



# Implementation Plan Cost

Bill Lips Sports Complex				
Amenity/ Service	Unit	QTY.	Unit Price	Total
Landscaping Buffer	SF	25,000	\$2.50	\$62,500.00
Sports Lighting (field)	LS	I	\$1,000,000.00	\$1,000,000.00
Parking Area (pavers)	SPACE	40	\$6,000.00	\$240,000.00
Restrooms/storage/concession stand	SF	6000	\$650.00	\$3,900,000.00
Playground Shade Structure and PIP)	EA	I	\$150,000.00	\$150,000.00
Site Amenities	EA	20	\$5,000.00	\$100,000.00
Design and Permitting	LS	I	10.0%	\$545,250.00
Construction Mobilization & Administration	LS	I	10%	\$545,250.00
Total:				<b>\$6,543,000.00</b>

# Implementation Plan Cost

Christie Schafale Park & Dog Park				
Amenity/ Service	Unit	QTY.	Unit Price	Total
Basketball Court Upgrade	EA	1	\$60,000.00	\$60,000.00
Sand Volleyball Upgrade	EA	1	\$20,000.00	\$20,000.00
Shaded Playground Upgrade (Destination)	EA	1	\$750,000.00	\$750,000.00
Shaded Fitness Area	EA	1	\$250,000.00	\$250,000.00
Site Amenities	EA	15	\$5,000.00	\$75,000.00
Dog Park Upgrade	LS	1	\$100,000.00	\$100,000.00
Design and Permitting	LS	1	10.0%	\$125,500.00
Construction Mobilization & Administration	LS	1	10%	\$125,500.00
Total:				<b>\$1,506,000.00</b>



# Implementation Plan Cost

Memorial Park				
Amenity/ Service	Unit	QTY.	Unit Price	Total
Sprayground	EA	1	\$500,000.00	\$500,000.00
Fitness Stations (10)	EA	1	\$300,000.00	\$300,000.00
Site Amenities	EA	15	\$5,000.00	\$75,000.00
Design and Permitting	LS	1	10.0%	\$87,500.00
Construction Mobilization & Administration	LS	1	10%	\$87,500.00
Total:				<b>\$1,050,000.00</b>

# Implementation Plan Cost

Pool & Tennis Center Park				
Amenity/ Service	Unit	QTY.	Unit Price	Total
Sports Lighting upgrade	LS	1	\$500,000.00	\$500,000.00
Pump Room Area	LS	1	\$250,000.00	\$250,000.00
Electronic Upgrades	SF	1	\$10,000.00	\$10,000.00
Shelter	EA	1	\$50,000.00	\$50,000.00
Basketball Court Upgrade	EA	2	\$60,000.00	\$120,000.00
Tennis Court	EA	4	\$60,000.00	\$240,000.00
Sand Volleyball Court	EA	2	\$20,000.00	\$40,000.00
Shaded Playground Upgrade	EA	1	\$550,000.00	\$550,000.00
Splash Pad Upgrade	EA	1	\$500,000.00	\$500,000.00
Site Amenities (shade)	EA	4	\$5,000.00	\$20,000.00
Design and Permitting	LS	1	10.0%	\$228,000.00
Construction Mobilization & Administration	LS	1	10%	\$228,000.00
Total:				<b>\$2,736,000.00</b>



# Implementation Plan Cost

Suellen H. Fardelmann Sports Complex				
Amenity/ Service	Unit	QTY.	Unit Price	Total
Utilities (Maintenance Area)	SF	20,000	\$3.00	\$60,000.00
Landscaping & Irrigation	SF	25,000	\$2.50	\$62,500.00
Site Lighting/ Parking Lot	LS	1	\$100,000.00	\$100,000.00
Sports Lighting (field)	LS	1	\$1,000,000.00	\$1,000,000.00
Restrooms upgrade	SF	2,000	\$250.00	\$500,000.00
Multipurpose Field	EA	3	\$100,000.00	\$300,000.00
Pickleball Complex (10)	EA	10	\$60,000.00	\$600,000.00
Sand Volleyball relocation	EA	4	\$40,000.00	\$160,000.00
Shaded Playground upgrade	EA	1	\$600,000.00	\$600,000.00
Site Amenities	EA	20	\$5,000.00	\$100,000.00
Maintenance Facility	LS	1	\$250,000.00	\$250,000.00
Design and Permitting	LS	1	10.0%	\$373,250.00
Construction Mobilization & Administration	LS	1	10%	\$373,250.00
Total:				<b>\$4,479,000.00</b>

# Implementation Plan Cost

Tamarind Park				
Amenity/ Service	Unit	QTY.	Unit Price	Total
Parking Area	SPACE	20	\$4,000.00	\$80,000.00
Sand Volleyball upgrade	EA	1	\$40,000.00	\$40,000.00
Racquet courts demolition	LS	1	\$50,000.00	\$50,000.00
Shaded Playground	EA	1	\$400,000.00	\$400,000.00
Shaded Fitness Area upgrade	EA	1	\$300,000.00	\$300,000.00
Site Amenities	EA	10	\$5,000.00	\$50,000.00
Design and Permitting	LS	1	10.0%	\$92,000.00
Construction Mobilization & Administration	LS	1	10%	\$92,000.00
Total:				<b>\$1,104,000.00</b>



# Implementation Plan Cost







Ted Ferone Park				
Amenity/ Service	Unit	QTY.	Unit Price	Total
Parking Area (pavers	SPACE	30	\$6,000.00	\$180,000.00
Basketball Court upgrade	EA	1	\$60,000.00	\$60,000.00
Tennis Court upgrade	EA	2	\$60,000.00	\$120,000.00
Sand Volleyball upgrade	EA	1	\$40,000.00	\$40,000.00
Racquet courts demolition	LS	1	\$50,000.00	\$50,000.00
Shaded Playground	EA	1	\$400,000.00	\$400,000.00
Site Amenities	EA	10	\$5,000.00	\$50,000.00
Design and Permitting	LS	1	10.0%	\$110,000.00
Construction Mobilization & Administration	LS	1	10%	\$110,000.00
Total:				<b>\$1,080,000.00</b>

# Implementation Plan Cost

Pioneer Middle School				
Amenity/ Service	Unit	QTY.	Unit Price	Total
Sports Lighting	LS	1	\$200,000.00	\$200,000.00
Field Track upgrade	LS	1	\$500,000.00	\$500,000.00
Multipurpose Field	EA	2	\$250,000.00	\$500,000.00
Basketball Court Upgrade	EA	3	\$60,000.00	\$180,000.00
Design and Permitting	LS	1	10.0%	\$138,000.00
Construction Mobilization & Administration	LS	1	10%	\$138,000.00
Total:				<b>\$1,656,000.00</b>



# Implementation Plan Cost



## Action Plan - Playground

Facility Location:	SHORT TERM (1-3YRS)	MID-TERM (4-6YRS)	LONG TERM (7-10YRS)
1. Bill Lips Sports Complex Park	\$150,000		
2. Chase Park			\$400,000
3. Christie Schafale Park & Dog Park		\$750,000	
4. Colony Park			\$300,000
5. Cooper's Point Park			\$300,000
6. Dawn Park	\$300,000		
7. Diamond Head Park		\$400,000	
8. Ellie Kozak Park		\$400,000	
9. Encore Park		\$300,000	
10. Forest Lake Park		\$400,000	
11. Homes of Forest Lakes Park			\$300,000
12. Natalie's Cove Park			\$300,000
13. Pine Lake Park			\$300,000
14. Poinciana Park			\$300,000
15. Pool & Tennis Center Park		\$550,000	
16. Stirling Palm Park		\$400,000	
17. Tamarind Park		\$400,000	
18. Ted Ferone Park		\$400,000	



# Implementation Plan Cost



2. Connect the park system's facilities and its bicycle, pedestrian, and parking facilities seamlessly within the parks and throughout the community.				
OBJECTIVES	SHORT TERM (1-3YRS)	MID-TERM (4-6YRS)	LONG TERM (7-10YRS)	TEN YEAR TOTAL
<b>Objective 2.1 – Expand greenways and trails connectivity.</b>				
2.1.a Annually develop greenways and expand to connect neighborhoods and parks. (1/2 mile per year @ \$750,000)	\$2,250,000	\$2,250,000	\$4,000,000	\$8,500,000
2.1.b Consider adding fitness stations and family fun stations in appropriate locations on trails throughout parks and new greenways. Dedicated golf cart parking areas. @ \$20,000 per station (6 stations per year)	\$360,000	\$360,000	\$480,000	\$1,200,000
<b>Objective 2.2 – Connectivity within Parks</b>				
2.2.1 Expand and improve existing parking areas and construct new parking areas.	\$350,000	\$350,000	\$450,000	\$1,150,000

- Develop and expand greenways and trails
- Fitness stations
- Dedicated golf cart parking areas
- Expand and improve existing parking areas
- New parking areas

Subtotal of 2. Connect:			
SHORT TERM (1-3YRS)	MID-TERM (4-6YRS)	LONG TERM (7-10YRS)	TEN YEAR TOTAL
\$2,960,000	\$2,960,000	\$4,930,000	\$10,850,000



# Implementation Plan Cost

## 3 EXPAND

3. Expand the City's Outdoor/Indoor Recreation Facilities to keep pace with the City's Growth				
OBJECTIVES	SHORT TERM (1-3YRS)	MID-TERM (4-6YRS)	LONG TERM (7-10YRS)	TEN YEAR TOTAL
<b>Objective 3.1 – Identify and implement expansion of indoor and outdoor recreation spaces.</b>				
<b>3.1.a Proposed Indoor Recreation space</b>				
Reconfigure Community Center into Recreation Center (40,000 sf @ \$650/sf)	\$0	\$0	\$26,000,000	\$26,000,000
3.1.b Develop indoor program space (furniture, sport equip., computers, etc.) ( \$500,000 initial setup + \$10,000/ year)	\$0	\$0	\$520,000	\$520,000
3.1.c Additional staff for Indoor Spaces	Department Staff	Department Staff	Department Staff	N/A
3.1.d New event space (amphitheater)			\$1,500,000	
3.1.e Continue to partner with Broward County to provide programming at Brian Piccolo Park.	Department Staff	Department Staff	Department Staff	N/A

- Community Center expansion
- Multi functional indoor space
- Additional indoor program space (furniture, sports equipment, computers, etc.)
- Outdoor event space (amphitheater) - parcel across Suellen H. Fardelmann Sports Complex

Subtotal of 3. Expand:			
SHORT TERM (1-3YRS)	MID-TERM (4-6YRS)	LONG TERM (7-10YRS)	TEN YEAR TOTAL
\$0	\$0	\$28,020,000	\$28,020,000

# Implementation Plan Cost

## 4 RENEW

- Enhance maintenance plan
- Update marketing and brand campaign
- Expand wi-fi
- Diversify methods of communication (social media, email, mobile application, City website, etc.)
- Expand partnership opportunities with schools, private & non-profit organizations
- Further enhance and expand signage agency-wide
- Continue to improve ADA accessibility

Subtotal of 4. Renew:			
SHORT TERM (1-3YRS)	MID-TERM (4-6YRS)	LONG TERM (7-10YRS)	TEN YEAR TOTAL
Department Staff	Department Staff	Department Staff	N/A

# Implementation Plan Cost

Grand Total:	SHORT TERM (1-3YRS)	MID-TERM (4-6YRS)	LONG TERM (7-10YRS)	TEN YEAR TOTAL
	\$16,344,000	\$13,605,800	\$38,245,000	\$68,194,800



# PARKS and RECREATION



## Thank You!



CITY OF  
**Cooper City**  
*Someplace Special*

**MILLER**  **LEGG**  
IMPROVING COMMUNITIES. CREATING ENVIRONMENTS.