



AMERICAN RESCUE PLAN ACT OF 2021

U.S. TREASURY GUIDANCE



CITY OF
Cooper City
Someplace Special

AMERICAN RESCUE PLAN ACT

- \$1.9 Trillion TOTAL
- Florida's total NEU allocation is \$1,416,425,123.00
- For Non-Entitlement Units (NEUs), such as Cooper City, funding will flow through the state
- Cooper City has received first tranche of \$8,965,280.00
 - Remainder to be received within a year
- Funds must be obligated by December 31, 2024 and spent by December 31, 2026



ELIGIBLE EXPENDITURES




CITY OF
Cooper City
Someplace Special

ELIGIBLE EXPENDITURES

- **Support public health expenditures**
 - Funding COVID-19 mitigation efforts, medical expenses, behavioral healthcare, and certain public health and safety staff
- **Address negative economic impacts caused by the public health emergency**
 - Including economic harms to workers, households, small businesses, impacted industries, and the public sector
- **Replace lost public sector revenue**
 - Using funding to provide government services to the extent of reduction in revenue experienced due to the pandemic
- **Provide premium pay for essential workers**
 - Offering additional support to those have borne and will bear the greatest health risks because of their service in critical infrastructure sectors
- **Invest in water, sewer, and broadband infrastructure**
 - Making necessary investments to improve access to clean drinking water, support vital wastewater and storm water infrastructure, and to expand access to broadband internet





ELIGIBLE SUPPORTING THE PUBLIC HEALTH RESPONSE EXPENDITURES



CITY OF
Cooper City
Someplace Special

SUPPORTING THE PUBLIC

Eligible Uses	Details
Containing/Mitigating COVID-19	<ul style="list-style-type: none">• Vaccine programs, PPE, medical expenses• Enhancing public health data systems• Capital investments in public facilities to meet pandemic operational needs, etc.
Behavioral Healthcare Needs	<ul style="list-style-type: none">• Mental health/substance abuse treatment• Crisis intervention/hotlines• Services to promote access to social services
Payroll/Benefits for: Public health/safety Human services Similar employees	<ul style="list-style-type: none">• Eligible to the extent that the work completed was for COVID-19 response/mitigation• For administrative convenience, public health/safety workers, recipients can use funds to cover the full payroll and covered benefits costs for employees or operating units or divisions primarily dedicated to the COVID-19 response.• Payroll and covered benefits can also be used for an employee's pension benefits as part of their payroll contributions to their pensions.



ELIGIBLE
ADDRESSING NEGATIVE ECONOMIC IMPACT
EXPENDITURES
BY THE PUBLIC HEALTH EMERGENCY



CITY OF
Cooper City
Someplace Special

ADDRESSING NEGATIVE

Eligible Uses

Details

Impacted Industries
(Tourism/Travel/Hospitality etc.)

- Implement COVID-19 mitigation/prevention measures to enable safe resumption of tourism, travel, and hospitality services

*E.g. – improvements to ventilation, physical barriers or partitions, signage to facilitate social distancing, provision of masks or personal protective equipment, or consultation with infection prevention professionals to develop safe reopening plans

Rebuilding Public Sector Capacity to Pre-Pandemic Levels

Small Business Support

Hardest-hit Communities

- **Payroll benefits**
- **Rehiring public-sector staff**
- **Replenishing UI trust**
- **Loans, grants, in-kind assistance for operation continuity, mitigation/prevention, and counseling programs to rebound from the downturn**
- Investing in socioeconomic disparities, housing/communities
- Addressing disparities in education
- **Investing in housing and neighborhoods**
- New or expanded high quality childcare



ELIGIBLE EXPENDITURES

Replacing lost public sector revenue



CITY OF
Cooper City
Someplace Special

REVENUE CALCULATION

What is OUT of the revenue calculation?

- Federal transfers (even those flowing through the state)
- Intergovernmental transfers
- Revenues from utilities (water supply, electric power, gas supply, and public mass transit systems)
- Refunds and other correcting transactions
- Proceeds from the issuance of debt
- Liquor store revenues

What is IN?

- Everything not listed above
 - Taxes, fees, and other revenues to support public services
- Including fees generated by the underlying economy
 - Component units and enterprise funds
 - Civic center, zoo, parking, ports, sports stadiums, etc.




PROCESS FOR REVENUE

- How do recipients compute the extent of their reduction in revenue?
 - Compare actual revenue to an alternative representing what could have been expected to occur in the absence of the pandemic
 - Analysis of this expected trend begins with the last full fiscal year prior to the pandemic (2019) and projects forward at either:
 - a. The recipient's average annual revenue growth over the three full fiscal years prior to the pandemic, or
 - b. 4.1%, which is the national average state and local revenue growth rate from 2015-2018
- Cooper City has performed a revenue replacement calculation and is now seeking validation on the calculation from the Treasury
- Once a shortfall in revenue is identified, recipients have broad latitude to use this funding to support government services, up to this amount of lost revenue
- Recipients have the opportunity to re-calculate revenue loss at several points throughout the program





ELIGIBLE PREMIUM PAY FOR ELIGIBLE EMPLOYEES



PREMIUM PAY


- Employees of the jurisdiction designated as essential
- Can be used retroactively from March 2021 to December 2024
- Can be provided directly, or through grants to private employers to public health/safety staff and essential workers outside the public sector
- Workers at food production facilities, grocery stores, and restaurants, janitors/sanitation workers, truck drivers, and warehouse workers etc.
 - E.g. if a municipality contracts with a third party to perform sanitation work, the third-party contractor could be eligible to receive a grant to provide premium pay for these eligible workers






ELIGIBLE

Investments in water, sewer and
EXPANDED INFRASTRUCTURE
readband infrastructure



Water/sewer infrastructure

- ❑ Necessary investments are designed to provide an adequate minimum level of service and are unlikely to be made using private sources of funds
- ❑ Uses aligned with Environmental Protection Agency's Clean Water Revolving Fund and Drinking Water State Revolving Fund to expedite project identification
 - Building/upgrading facilities and transmission, distribution, and storage systems, including the replacement of lead service lines
 - Invest in wastewater infrastructure projects
 - E.g. constructing publicly-owned treatment infrastructure, managing and treating storm water or subsurface drainage water, facilitating water reuse, and securing publicly-owned treatment works
- ❑ Recipients retain substantial flexibility to identify those water and sewer infrastructure investments that are of the highest priority for their own communities




Broadband infrastructure

- ❑ Build broadband infrastructure, with modern technologies in mind, to improve connectivity for remote school, healthcare, and work.
- ❑ Eligible projects are expected to be designed to deliver:
 - Reliable 100 megabytes per second (Mbps) download and 100 Mbps upload speeds, unless impractical due to topography, geography, or financial restraint
 - Assistance to households to support internet access or digital literacy



Restrictions & reporting



CITY OF
Cooper City
Someplace Special



Restrictions on use

WHAT FUNDING CANNOT BE USED FOR

Direct or indirect offset for reduction in net tax revenue due to a change in law, regulation or administrative interpretation

Deposit into any pension fund

Rainy day funds or financial reserves

Payment of financial indebtedness for borrowed money or interest or principal on any outstanding debt

Settlement agreement, judgement, or consent decree

Federal matching requirements

Infrastructure not directly addressed in ARPA



CITY OF
Cooper City
Someplace Special

REPORTING & compliance


Annual Project and Expenditure Reports for NEUs

- Initial report from receipt to April 30, 2022
- DEADLINE: April 30, 2022 (and then annually thereafter)

All recipients must develop and implement policies and procedures, record retention, determine and monitor implementation of criteria, and determine eligibility of beneficiaries and/or sub recipients.



proactive approach



proactive approach : steps we are

- ARPA Steering Committee has been formed (multi-departmental staff)
- Staff has been monitoring changes in rules & interpretations
- Calculated current and future (3 years) revenue loss for City operations
- Developed preliminary list for City Commission review
- Developing framework and spending plan
- Staffing support anticipated
 - E.g. Overall program manager, project manager for specific projects, technical staff for design, inspection, construction services, accounting compliance and reporting



Projects for consideration

- Community Accessibility & Connectivity
- Service Restoration & Continuity
- Community support & Assistance
- Health & Social Distancing
- Service Enhancements & Efficiencies
- Water/Sewer/Broadband Investments

Community accessibility & connectivity

Project List	Estimated Cost
--------------	----------------

Electronic Permitting – Community Development	\$1,468,000
---	-------------

Records Management System	\$60,000
---------------------------	----------

Transparency Portal for Budget & Financials	\$50,310
---	----------

WiFi at 3 Regional Parks & Dog Park	\$68,000
-------------------------------------	----------

JustFOIA (or similar) Public Records Request Solution	\$5,000
---	---------

Audio/Visual Improvements for Chambers	\$30,000
--	----------

QLESS System – Building Department Queueing System	\$6,000
--	---------

Contract Services for Digitizing Services	\$60,000
---	----------

Total	\$1,747,310
--------------	--------------------

Service restoration & continuity

Project List	Estimated Cost
Reinstate Furloughed & Part-time Employees	\$113,000
COVID Leave – Costs Reimbursement	\$44,000
Potential Premium Pay for Essential Staff	\$50,000
Reimbursement for Unemployment Insurance	\$4,200
BSO – Restoration of Detective (Technology)	\$175,000
Total	\$386,200

Community support & assistance

Project List	Estimated Cost
Small Business Grants	\$300,000
Utility Assistance – Residential	\$200,000
Mortgage Assistance – Residential	\$250,000
Rental Assistance – Residential	\$50,000
Potential Non-Profit Assistance	\$50,000
Partial Funding for Communications Coordinator – Public Outreach	\$14,000
Partial Funding for Quest Corp – Social Media/Marketing	\$10,000
Senior Transportation	\$2,000
Business Expo & Taste of the City	\$11,000
Economic Development Printing for Marketing	\$1,200
Advisory Board Senior Expo (3 Years)	\$12,600
Total	\$900,800

Health & social distancing

Project List	Estimated Cost
Renovations for City Hall, Pool & Tennis Center, etc.	\$1,500,000
HVAC Improvements (Police \$100,000 & Citywide \$25,000)	\$125,000
Pool & Tennis Center Re-Marciting	\$75,000
Certified Information Officer – Contracted	\$50,000
Cybersecurity Penetration Test	\$10,000
HYCU Officer 365 SAAS Backup	\$5,800
Network Switch Replacement	\$40,000
On the Spot Cleaning – Fitness Center	\$3,600
Total	\$1,809,400

Service enhancements & efficiencies

Project List	Estimated Cost
Contracts Management Software Implementation	\$20,000
Sharepoint	\$20,000
GIS (Community Development <i>e. PW</i>)	\$10,000 <i>20,000</i>
GIS - Public Works	\$10,000
ERP Cloud Conversion – BS&A	\$300,000
Desktop Central Cloud	\$12,000
Cybersecurity Infrastructure Improvements	\$100,000
Nutanix Cluster	\$135,000
Capital Projects Supervisor – Contracted	\$96,000
Automated License Plate Reader Program	\$600,000
Smart Camera Program	\$223,000

Service enhancements & efficiencies

Project List	Estimated Cost
Real-Time Crime Center	\$320,000
Short-term Rental Software	\$10,000
ARPA Administrative Costs	\$896,528
TOTAL	\$2,752,528

Water/sewer/broadband enhancements

Project List – Phase I

Estimated Cost

SW 49 Street Culvert Replacement	\$960,000
Waste Water Treatment Plant Headworks Facility	\$5,000,000
Waste Water Treatment Plant Effluent Pump & VFD Replacement	\$250,000
Drainage for Bill Lips Sports Complex	\$250,000
Street Sweeper	\$350,000
TOTAL	\$6,810,000

Project List – Phase II

Estimated Cost

Waste Water Treatment Plan Sludge Maintenance Building	\$3,000,000
Sewer Re-Pump Station 55	\$2,200,000
Water Meter Replacement	\$1,900,000
Gravity Sewer System Rehabilitation	\$8,400,00
TOTAL	\$15,500,000
GRAND TOTAL	\$22,310,000

PROPOSED PROJECT LIST

Project List	Estimated Cost
Community Accessibility & Connectivity	\$1,747,310
Service Restoration & Continuity	\$386,200
Community Support & Assistance	\$900,800
Health & Social Distancing	\$1,809,400
Service Enhancement & Efficiencies	\$2,752,528
Water/Sewer/Broadband Investments – Phase I	\$6,810,000
Water/Sewer/Broadband Investments – Phase II	\$15,500,000
Total	\$29,906,238

NEXT STEPS

- Commission:
 - Review project list & develop consensus
 - Receive stakeholder input
 - Develop consensus on significant future revisions
 - Receive updates from staff
 - Approve agreements
- Staff:
 - Develop framework, master spending plan
 - Project Implementation
 - Project monitoring, project reporting; compliance
 - Monitor revisions to rules/regulations/policies
 - Update Commission