



CITY OF  
**Cooper City**  
Florida

# Monthly Financial Report

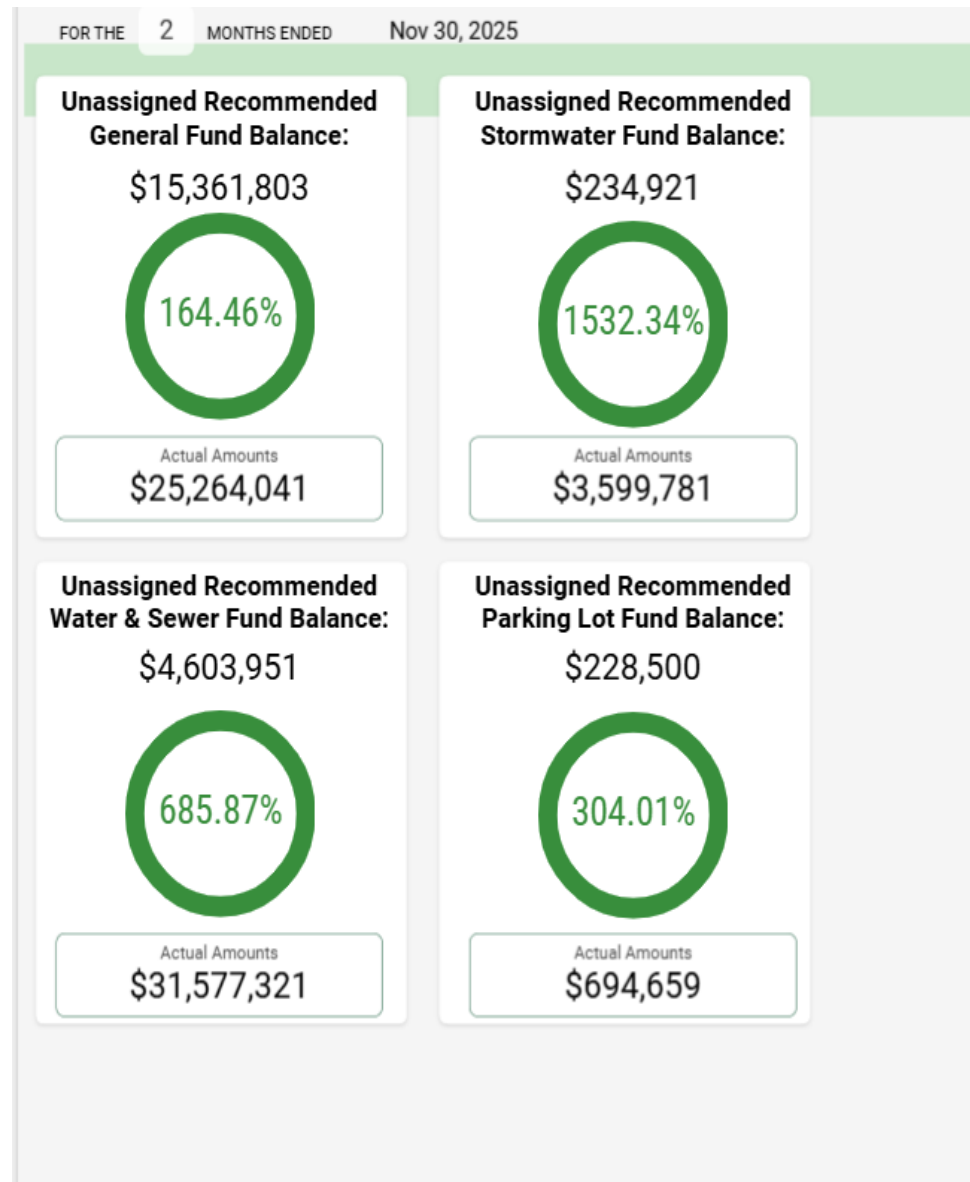
**AS OF  
NOVEMBER 30,  
2025**





## TABLE OF CONTENTS

Schedule of Revenues, Expenditures and Changes in Fund Balances - Budget and Actual General Fund	4
Budget and Actual - Capital Improvement Fund	7
Schedule of Revenues, Expenditures and Changes in Fund Balances - Budget and Actual Arpa Fund	8
Budget and Actual - Building Inspection Fund	9
Budget and Actual - Road and Bridge Fund	10
Budget and Actual - Police Confiscation Fund	11
Budget And Actual - Tree Trust Fund	12
Parking Lot Fund	13
Stormwater Fund	14
Water and Sewer Fund	15
Capital Improvement Fund	16
Solid Waste Fund	17
Total Cash	19
Assessed and Estimated Actual Value of Taxable Property	19
Water & Sewer: 450 Vacant Positions	19
Total Investments	19
Total City Millage Rate	19
General Fund: 001 Vacant Positions	19
Total Interest	19
City of Cooper City Population	19
Employees by Function (FTE) Total	19
Check Register November 2025	20



**City of Cooper City, Florida**  
**General Fund**  
**Schedule of Revenues, Expenditures and**  
**Changes in Fund Balances - Budget and Actual**  
**Two Months Ended November 30, 2025**

**16.67% of Fiscal Year Completed**

	<b>Budgeted Amounts</b>		<b>YTD</b>	<b>Variance with</b>	<b>% of Budget</b>
	<b>Original</b>	<b>Final</b>	<b>Actual</b>	<b>Final Budget</b>	<b>Used</b>
<b>Revenues:</b>					
Property taxes	\$ 26,302,648	\$ 26,302,648	\$ 3,635,384	\$(22,667,264)	13.82%
Franchise fees and utility taxes	7,092,544	7,092,544	748,863	(6,343,681)	10.56%
Licenses and permits	725,000	725,000	51,655	(673,345)	7.12%
Intergovernmental revenues	4,452,079	4,612,079	521,078	(4,091,001)	11.30%
Charges for services	9,952,443	9,952,443	1,273,192	(8,679,251)	12.79%
Fines and forfeitures	230,000	230,000	28,990	(201,010)	12.60%
Investment income	1,700,000	1,700,000	93,770	(1,606,230)	5.52%
Miscellaneous	417,308	417,308	23,265	(394,043)	5.58%
Total revenues	50,872,022	51,032,022	6,376,197	(44,655,825)	12.49%
<b>Expenditures:</b>					
Current:					
General government					
City Commission	436,964	436,964	44,724	392,240	10.24%
Administrative	688,841	688,841	120,286	568,555	17.46%
City Clerk	600,770	600,770	72,069	528,701	12.00%
Human resources	462,965	462,965	68,807	394,158	14.86%
Finance	1,848,381	1,848,381	231,095	1,617,286	12.50%
Legal	531,500	531,500	33,104	498,396	6.23%
Boards and committees	25,500	25,500	1,498	24,002	5.87%
Community development	472,859	472,859	60,537	412,322	12.80%
Public works administration	877,777	877,777	110,272	767,505	12.56%
Fleet services	501,657	501,657	39,380	462,277	7.85%
Street Maintenance	870,836	870,836	33,811	837,025	3.88%
Communications	1,229,546	1,235,946	121,901	1,114,045	9.86%
Nondepartmental	2,124,583	2,118,183	74,076	2,044,107	3.50%
Total general government	10,672,179	10,672,179	1,011,560	9,660,619	9.48%
<b>Public safety:</b>					
Code enforcement	918,468	918,468	143,064	775,404	15.58%
Police	18,189,323	18,349,323	2,976,740	15,372,583	16.22%
Fire	15,695,311	15,695,311	2,688,485	13,006,826	17.13%
Building	-	-	-	-	-
Total public safety	34,803,102	34,963,102	5,808,289	29,154,813	16.61%
<b>Physical environment:</b>					
Physical environment					
Property maintenance	784,135	784,135	93,639	690,496	11.94%
Total physical environment	784,135	784,135	93,639	690,496	11.94%

**Culture and recreation:**

Parks	2,826,577	2,826,577	329,021	2,497,556	11.64%
Recreation	2,975,937	2,975,937	363,813	2,612,124	12.23%
Total culture and recreation	5,802,514	5,802,514	692,834	5,109,680	11.94%

**Debt service:**

Debt service principal	-	-	-	-	
Interest and other fiscal charges on line of credit	4,000	4,000	-	4,000	0.00%
Total debt service	4,000	4,000	-	4,000	0.00%

**Capital Outlay:**

Capital Outlay	789,000	789,000	413,222	375,778	52.37%
Total expenditures	52,854,930	53,014,930	8,019,544	44,995,386	15.13%
Excess of revenues (deficiency) over (under) expenditures	(1,982,908)	(1,982,908)	(1,643,347)	339,561	82.88%

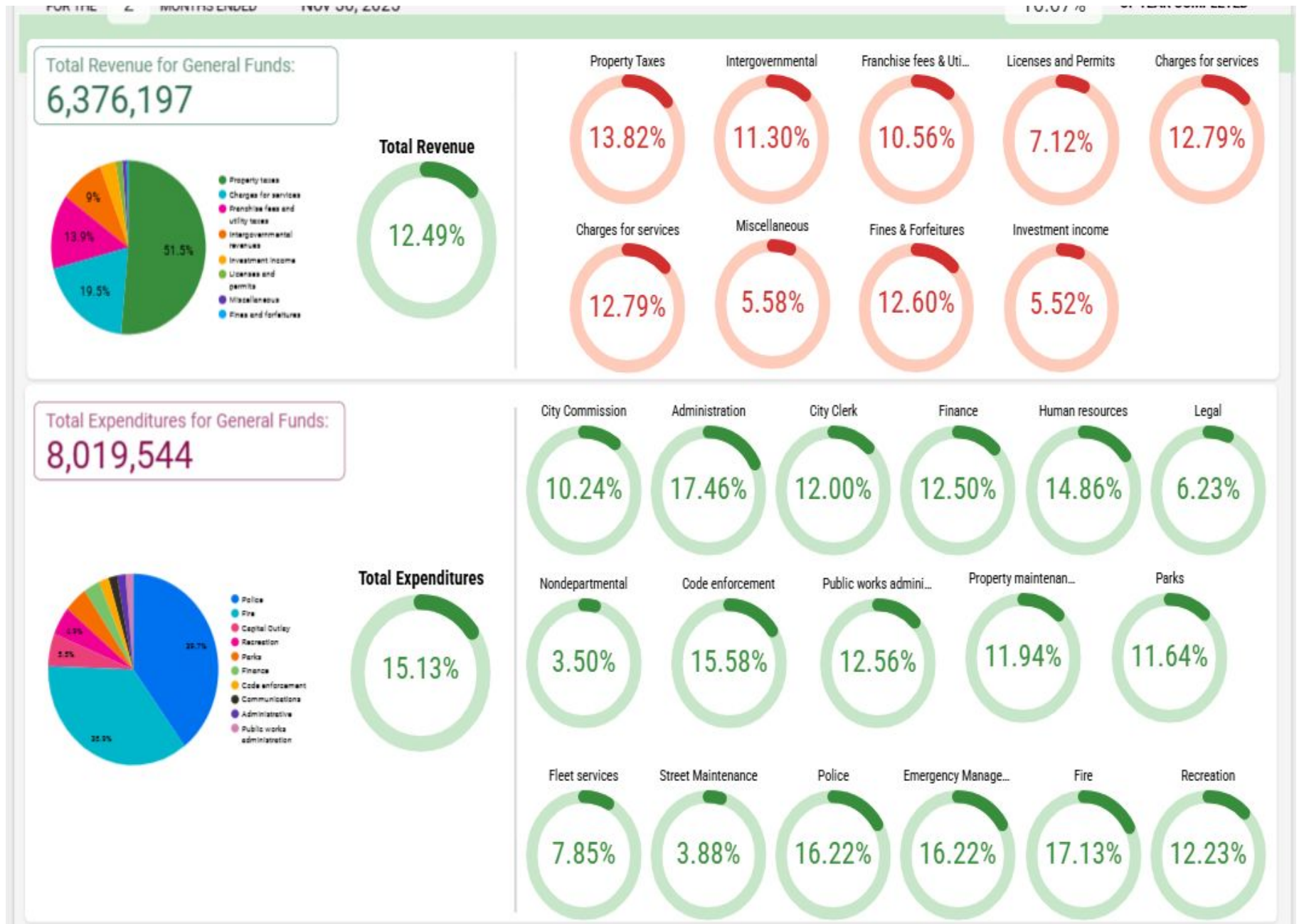
**Other financing sources (uses):**

Proceeds from debt	-	-	-	-	
Transfers in	4,259,465	4,259,465	709,911	(3,549,554)	16.67%
Transfers out	(8,387,963)	(8,387,963)	(1,397,994)	6,989,969	16.67%
Total other financing sources (uses)	(4,128,498)	(4,128,498)	(688,083)	3,440,415	16.67%

**Change in fund balance**

Fund Balances, Beginning of Year	(6,111,406)	(6,111,406)	(2,331,430)	3,779,976	38.15%
Fund Balances, End of Year			30,451,466		
			<u>\$ 28,120,036</u>		





City of Cooper City, Florida  
Capital Improvement Fund  
Schedule of Revenues, Expenditures and Changes in Fund Balances -  
Budget and Actual  
Two Months Ended November 30, 2025

16.67% of Fiscal Year Completed

	Amended Budget		YTD	Variance	% of Budget
	Original	Amounts	Actual	with Final Budget	Used
<b>Revenues:</b>					
Public safety	\$ 1,500	\$ 1,500	\$ -	\$ (1,500)	0.00%
Park improvement-Impact Fees	20,000	20,000	-	(20,000)	0.00%
General government	15,000	15,000	-	(15,000)	0.00%
Intergovernmental	6,189,160	6,189,160	-	(6,189,160)	0.00%
Investment income	30,000	30,000	27,719	(2,281)	92.40%
Total revenues	6,255,660	6,255,660	27,719	(6,227,941)	0.44%
<b>Expenditures:</b>					
Interest on interfund loan	-	-	-	-	
Capital outlay	12,532,960	12,532,960	140,772	12,392,188	1.12%
Culture and recreation	-	-	-	-	
Debt service principal	-	-	-	-	
Total expenditures	12,532,960	12,532,960	140,772	12,392,188	1.12%
Excess (deficiency) of revenues over (under) expenditures	(6,277,300)	(6,277,300)	(113,053)	6,164,247	1.80%
<b>Other Financing Sources (Uses):</b>					
Transfers in	6,277,300	6,277,300	1,046,217	(5,231,083)	16.67%
Transfers out	-	-	-	-	
Total other financing sources (Uses)	6,277,300	6,277,300	1,046,217	(5,231,083)	16.67%
<b>Net Change in fund balance</b>	\$ -	\$ -	933,164	\$ 933,164	
<b>Fund balance, beginning of year</b>			8,108,018		
<b>Fund balance, end of year</b>			\$ 9,041,182		

**City of Cooper City, Florida**  
**ARPA Fund**  
**Schedule of Revenues, Expenditures and Changes in Fund Balances -**  
**Budget and Actual**  
**Two Months Ended November 30, 2025**

**16.67% of Fiscal Year Completed**

	Budgeted Amounts		YTD Actual	Variance with Final Budget	% of Budget Used
	Original	Final			
<b>Revenues:</b>					
Intergovernmental	\$ -	\$ -	\$ 90,316	\$ 90,316	
Investment earnings			-		
Total revenues	-	-	90,316	90,316	
<b>Expenditures:</b>					
Current:					
General government	541,880	541,880	79,986	461,894	14.76%
Capital outlay	-	-	10,330	(10,330)	
Total expenditures	541,880	541,880	90,316	451,564	16.67%
Excess (deficiency) of revenues over (under) expenditures	(541,880)	(541,880)	-	541,880	0.00%
<b>Other Financing Sources (Uses):</b>					
Transfers out	-	-	-	-	
<b>Net Change in Fund Balance</b>	<u>\$ (541,880)</u>	<u>\$ (541,880)</u>	<u>\$ -</u>	<u>\$ 541,880</u>	<u>0.00%</u>
<b>Fund Balance, Beginning of Year</b>					
<b>Fund Balance, End of Year</b>					



**City of Cooper City, Florida**  
**Building Inspection Fund**  
**Schedule of Revenues, Expenditures and Changes in Fund Balances -**  
**Budget and Actual**  
**Two Months Ended November 30, 2025**

**16.67% of Fiscal Year Completed**

	Budgeted Amounts		YTD Actual	Variance with Final Budget	% of Budget Used
	Original	Amended			
<b>Revenues:</b>					
Licenses and permits	\$ 1,535,000	\$ 1,535,000	\$ 223,371	\$ (1,311,629)	14.55%
Intergovernmental	-	-	-	-	
Charges for services	50,000	50,000	10,286	(39,714)	20.57%
Fines and forfeitures	-	-	-	-	
Investment income	50,000	50,000	3,504	(46,496)	7.01%
Miscellaneous	3,000	3,000	127	(2,873)	4.23%
Total revenues	<u>1,638,000</u>	<u>1,638,000</u>	<u>237,288</u>	<u>(1,400,712)</u>	<u>14.49%</u>
<b>Expenditures:</b>					
Current:	-	-	-	-	
Public safety	1,706,525	1,706,525	222,920	1,483,605	13.06%
Transportation	-	-	-	-	
Culture and recreation	-	-	-	-	
Total Expenditures	<u>1,706,525</u>	<u>1,706,525</u>	<u>222,920</u>	<u>1,483,605</u>	<u>13.06%</u>
Excess (deficiency) of revenues over (under) expenditures	(68,525)	(68,525)	14,368	82,893	-20.97%
<b>Other Financing Sources (Uses):</b>					
Transfers in	-	-	-	-	
Transfers out	(607,866)	(607,866)	(101,311)	506,555	16.67%
Total other financing sources (uses)	<u>(607,866)</u>	<u>(607,866)</u>	<u>(101,311)</u>	<u>506,555</u>	<u>16.67%</u>
<b>Net Change in fund balance</b>	<u>\$ (676,391)</u>	<u>\$ (676,391)</u>	<u>(86,943)</u>	<u>\$ 589,448</u>	<u>12.85%</u>
<b>Fund balance, beginning of year</b>			1,124,891		
<b>Fund balance, end of year</b>			<u>\$ 1,037,948</u>		

**City of Cooper City, Florida**  
**Road and Bridge Fund**  
**Schedule of Revenues, Expenditures and Changes in Fund Balances -**  
**Budget and Actual**  
**Two Months Ended November 30, 2025**

**16.67% of Fiscal Year Completed**

	Budgeted Amounts		YTD	Variance	% of Budget
	Original	Amended	Actual	with Final Budget	Used
<b>Revenues:</b>					
Intergovernmental	\$ 880,721	\$ 880,721	\$ 71,130	\$ (809,591)	8.08%
Investment income	48,000	48,000	4,691	(43,309)	9.77%
Total revenues	928,721	928,721	75,821	(852,900)	8.16%
<b>Expenditures:</b>					
Transportation	2,856,482	2,856,482	343,046	2,513,436	12.01%
Total expenditures	2,856,482	2,856,482	343,046	2,513,436	12.01%
Excess (deficiency) of revenues over (under) expenditures	(1,927,761)	(1,927,761)	(267,225)	1,660,536	13.86%
<b>Other Financing Sources (Uses):</b>					
Transfers in	1,927,761	1,927,761	321,294	(1,606,467)	16.67%
Total other financing sources (uses)	1,927,761	1,927,761	321,294	(1,606,467)	16.67%
<b>Net Change in fund balance</b>	<u>\$ -</u>	<u>\$ -</u>	54,069	<u>\$ 54,069</u>	
<b>Fund balance, beginning of year</b>			1,207,697	(2)	
<b>Fund balance, end of year</b>			<u>\$ 1,261,766</u>		

City of Cooper City, Florida  
Police Confiscation Fund  
Schedule of Revenues, Expenditures and Changes in Fund Balances -  
Budget and Actual  
Two Months Ended November 30, 2025

16.67% of Fiscal Year Completed

	Budgeted Amounts		YTD	Variance with	% of Budget
	Original	Amended	Actual	Final Budget	Used
<b>Revenues:</b>					
Fines and forfeitures	\$ 1,000	\$ 1,000	\$ -	\$ (1,000)	0.00%
Investment income	3,000	3,000	801	(2,199)	26.70%
Total revenues	4,000	4,000	801	(3,199)	20.03%
<b>Expenditures:</b>					
Current:	4,000	4,000	-	4,000	0.00%
Total expenditures	4,000	4,000	-	4,000	0.00%
Excess (deficiency) of revenues over (under) expenditures	-	-	801	801	
<b>Other Financing Sources (Uses):</b>					
<b>Net Change in fund balance</b>	\$ -	\$ -	801	\$ 801	
<b>Fund balance, beginning of year</b>			242,693		
<b>Fund balance, end of year</b>			\$ 243,494		

**City of Cooper City, Florida**  
**Tree Trust Fund**  
**Schedule of Revenues, Expenditures and Changes in Fund Balances -**  
**Budget and Actual**  
**Two Months Ended November 30, 2025**

**16.67% of Fiscal Year Completed**

	Budgeted Amounts		YTD	Variance	% of Budget
	Original	Amended	Actual	with Final Budget	Used
<b>Revenues:</b>					
Investment income	\$ 2,000	\$ 2,000	\$ 716	\$ (1,284)	35.80%
Miscellaneous	11,500	11,500	3,450	(8,050)	30.00%
Total revenues	13,500	13,500	4,166	(9,334)	30.86%
<b>Expenditures:</b>					
Culture and recreation	13,500	13,500	-	13,500	0.00%
Total expenditures	13,500	13,500	-	13,500	0.00%
Excess (deficiency) of revenues over (under) expenditures	-	-	4,166	4,166	
<b>Other Financing Sources (Uses):</b>					
<b>Net Change in fund balance</b>	<u>\$ -</u>	<u>\$ -</u>	4,166	<u>\$ 4,166</u>	
<b>Fund balance, beginning of year</b>			212,878		
<b>Fund balance, end of year</b>			<u>\$ 217,044</u>		

**City of Cooper City, Florida**  
**Parking Lot Fund Schedule of**  
**Revenues, Expenditures and Changes in Fund Balances - Budget and Actual**  
**Two Months Ended November 30, 2025**

**16.67% of Fiscal Year Completed**

	Budgeted Original	Amounts	YTD Actual	Variance with Final Budget	% of Budget Used
<b>Operating Revenues:</b>					
Charges for services	\$ 161,000	\$ 161,000	\$ 30,161	\$ (130,839)	18.73%
Appropriation of fund balance	750,000	750,000	-	(750,000)	0.00%
Miscellaneous	-	-	50	50	
Total operating revenues	911,000	911,000	30,211	(880,789)	3.32%
<b>Operating Expenses:</b>					
Personnel services and benefits	21,784	21,784	3,245	18,539	14.90%
Professional services	18,000	18,000	-	18,000	0.00%
Materials and supplies	2,000	2,000	-	2,000	0.00%
Utilities	8,338	8,338	1,154	7,184	13.84%
Repairs and maintenance	17,513	17,513	-	17,513	0.00%
Miscellaneous	-	-	8,969 (1)	(8,969)	
Total operating expenses	67,635	67,635	13,368	54,267	19.76%
<b>Operating income</b>	843,365	843,365	16,843	826,522	2.00%
<b>Nonoperating Revenues (Expenses):</b>					
Investment income	3,000	3,000	791	2,209	26.37%
Total nonoperating revenues and (expenses)	3,000	3,000	791	2,209	26.37%
Income before capital contributions and transfers	846,365	846,365	17,634	828,731	2.08%
<b>Capital Contributions and Transfers:</b>					
Transfers out	(846,365)	(846,365)	(141,061)	(705,304)	16.67%
Total capital contributions and transfers	(846,365)	(846,365)	(141,061)	(705,304)	16.67%
<b>Change in net position</b>	-	-	(123,427)	123,427	

**City of Cooper City, Florida  
Stormwater Fund  
Schedule of Revenues, Expenditures and  
Changes in Fund Balances - Budget and Actual  
for the Two Months Ended November 30, 2025**

**16.67% of Fiscal Year Completed**

	<b>Budgeted Original</b>	<b>Amounts</b>	<b>YTD Actual</b>	<b>Variance with Final Budget</b>	<b>% of Budget Used</b>
<b>Operating Revenues:</b>					
Charges for services	\$709,283	\$709,283	\$82,946	\$(626,337)	11.69%
Total operating revenues	709,283	709,283	82,946	(626,337)	11.69%
<b>Operating Expenses:</b>					
Personnel services and benefits	150,226	150,226	25,874	124,352	17.22%
Professional services	507,000	507,000	550	506,450	0.11%
Materials and supplies	10,200	10,200	1,740	8,460	17.06%
Repairs and maintenance	15,900	15,900	-	15,900	0.00%
Miscellaneous	31,800	31,800	-	31,800	0.00%
Total operating expenses	715,126	715,126	28,164	686,962	3.94%
<b>Operating income</b>	(5,843)	(5,843)	54,782	(60,625)	-937.57%
<b>Nonoperating Revenues (Expenses):</b>					
Investment income	9,000	9,000	2,117	6,883	23.52%
Interest expense	(212,556)	(212,556)	-	(212,556)	0.00%
Total nonoperating revenues and (expenses)	(203,556)	(203,556)	2,117	(205,673)	-1.04%
Income before capital contributions and transfers	(209,399)	(209,399)	56,899	(266,298)	-27.17%
<b>Capital Contributions and Transfers:</b>					
Transfers in	221,399	221,399	36,900	184,499	16.67%
Transfers out	(12,000)	(12,000)	(2,000)	(10,000)	16.67%
Total capital contributions and transfers	209,399	209,399	34,900	174,499	16.67%
<b>Change in net position</b>	-	-	91,799	(91,799)	



**City of Cooper City, Florida  
Water and Sewer Fund  
Schedule of Revenues, Expenditures and  
Changes in Fund Balances - Budget and Actual  
for the Two Months Ended November 30, 2025**

**16.67% of Fiscal Year Completed**

	<b>Budgeted Original</b>	<b>Budgeted Amounts</b>	<b>YTD Actual</b>	<b>Variance with Final Budget</b>	<b>% of Budget Used</b>
<b>Operating Revenues:</b>					
Charges for services	\$ 15,400,560	\$ 15,400,560	\$ 2,088,203	\$ (13,312,357)	13.56%
Miscellaneous	74,000	74,000	10,439	(63,561)	14.11%
				-	
Total operating revenues	15,474,560	15,474,560	2,098,642	(13,375,918)	13.56%
<b>Operating Expenses:</b>					
Personnel services and benefits	5,831,014	5,831,014	864,570	4,966,444	14.83%
Professional services	2,096,114	2,096,114	10,588	2,085,526	0.51%
Materials and supplies	2,029,185	2,032,735	157,858	1,874,877	7.77%
Utilities	938,000	938,000	69,077	868,923	7.36%
Insurance	968,752	968,752	224,027	744,725	23.13%
Repairs and maintenance	1,466,863	1,466,863	32,156	1,434,707	2.19%
Miscellaneous	1,232,270	1,228,720	9,685	1,219,035	0.79%
Total operating expenses	14,562,198	14,562,198	1,367,961	13,194,237	9.39%
<b>Operating income</b>	912,362	912,362	730,681	181,681	80.09%
<b>Nonoperating Revenues (Expenses):</b>					
Investment income	400,000	400,000	13,094	386,906	3.27%
Total nonoperating revenues and (expenses)	400,000	400,000	13,094	386,906	3.27%
Income before capital contributions and transfers	1,312,362	1,312,362	743,775	568,587	56.67%
<b>Capital Contributions and Transfers:</b>					
Capital outlays	(1,021,875)	(1,021,875)	(754,340)(1)	(267,535)	73.82%
Transfers in	2,541,244	2,541,244	-	2,541,244	0.00%
Transfers out	(2,831,731)	(2,831,731)	(471,955)	(2,359,776)	16.67%
Total capital contributions and transfers	(1,312,362)	(1,312,362)	(1,226,295)	(86,067)	93.44%
<b>Change in net position</b>	-	-	(482,520)	482,520	

(1) Budget Amendment Rollover Not Yet Approved

**City of Cooper City, Florida  
Capital Improvement Fund -Water & Sewer  
Schedule of Revenues, Expenditures and  
Changes in Fund Balances - Budget and Actual  
For The Two Months Ended November 30, 2025**

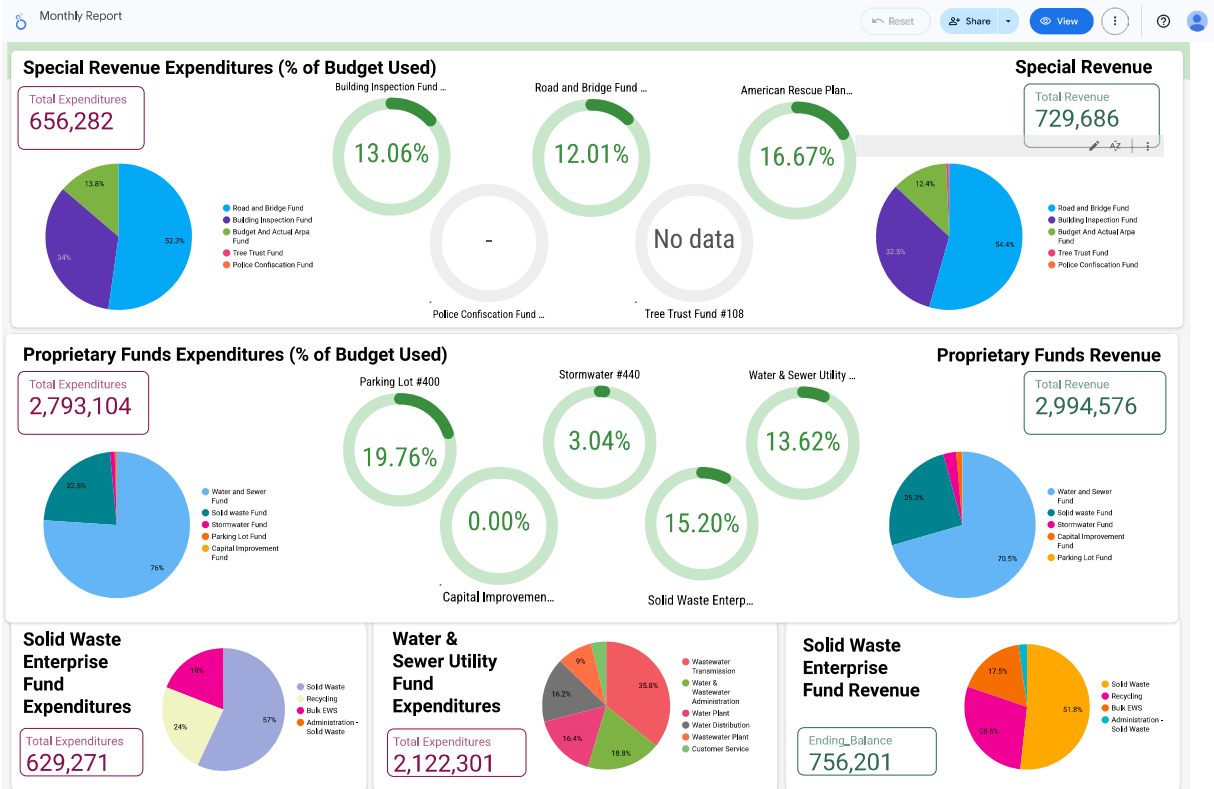
**16.67% of Fiscal Year Completed**

	Budgeted		YTD	Variance	% of Budget
	Original	Amounts	Actual	with Final Budget	Used
<b>Operating Revenues:</b>					
Appropriations from net position	\$ 14,098,244	\$ 14,098,244	\$ -	\$ (14,098,244)	0.00%
Grants Revenue	8,200,000	8,200,000	-	(8,200,000)	0.00%
Total operating revenues	22,298,244	14,098,244	-	(14,098,244)	0.00%
<b>Operating income</b>	22,298,244	14,098,244	-	14,098,244	0.00%
<b>Nonoperating Revenues (Expenses):</b>					
Investment income	400,000	400,000	37,407	362,593	9.35%
Total nonoperating revenues and (expenses)	400,000	400,000	37,407	362,593	9.35%
Income before capital contributions and transfers	22,698,244	14,498,244	37,407	14,460,837	0.26%
<b>Capital Contributions and Transfers:</b>					
Capital outlays	(20,157,000)	(20,157,000)		#VALUE!	#VALUE!
Transfers out	(2,541,244)	(2,541,244)	-	(2,541,244)	0.00%
Total capital contributions and transfers		(22,698,244)	-	(22,698,244)	0.00%
<b>Change in net position</b>	-	(8,200,000)	37,407	(8,237,407)	-0.46%

City of Cooper City, Florida  
Solid Waste Fund  
Schedule of Revenues, Expenditures and  
Changes in Fund Balances - Budget and Actual  
for the Two Months Ended November 30, 2025

16.67% of Fiscal Year Completed

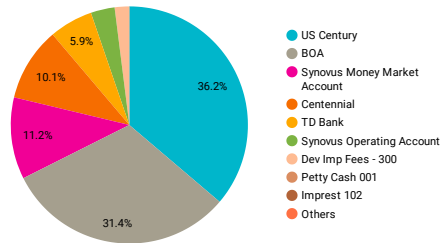
	Budgeted Original	Amounts	YTD Actual	Variance with Final Budget	% of Budget Used
<b>Operating Revenues:</b>					
Charges for services	\$ 4,330,476	\$ 4,330,476	\$ 739,364	\$ (3,591,112)	17.07%
Miscellaneous	62,342	62,342	16,837	(45,505)	27.01%
Total operating revenues	4,392,818	4,392,818	756,201	(3,636,617)	17.21%
<b>Operating Expenses:</b>					
Professional services	4,140,223	4,140,223	629,050	3,511,173	15.19%
Materials and supplies	1,000	1,000	221	779	22.10%
Total operating expenses	4,141,223	4,141,223	629,271	3,511,952	15.20%
<b>Operating income</b>	251,595	251,595	126,930	124,665	50.45%
<b>Nonoperating Revenues (Expenses):</b>					
Income before capital contributions and transfers	251,595	251,595	126,930	124,665	50.45%
<b>Capital Contributions and Transfers:</b>					
<b>Change in net position</b>	251,595	251,595	126,930	124,665	50.45%



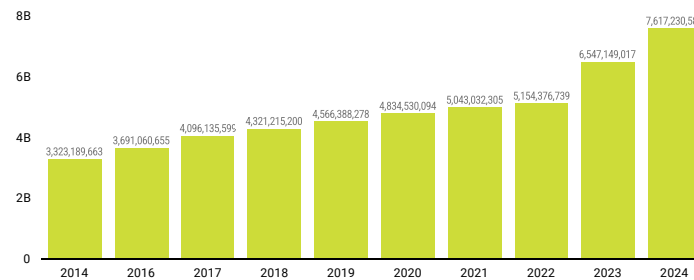
FOR THE **2** MONTHS ENDED **Nov 30, 2025**

**16.67%** OF YEAR COMPLETED

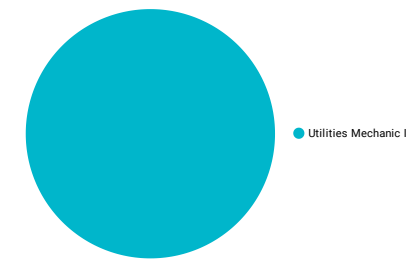
TOTAL CASH:  
**30,594,628.86**



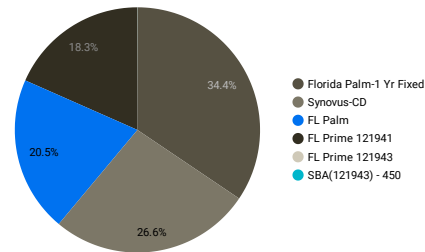
## Assessed and Estimated Actual Value of Taxable Property



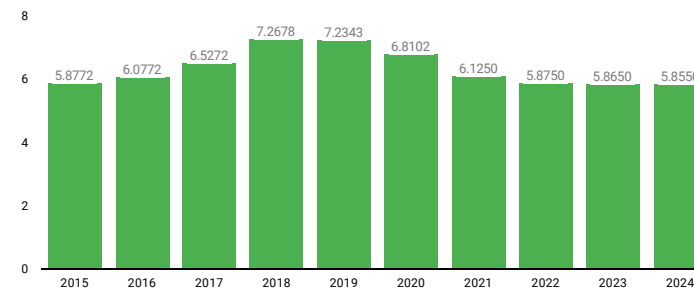
## Water & Sewer: 450 Vacant Positions



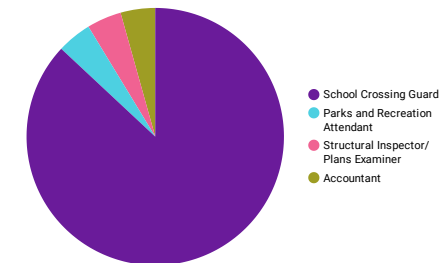
TOTAL INVESTMENTS:  
**29,803,515.22**



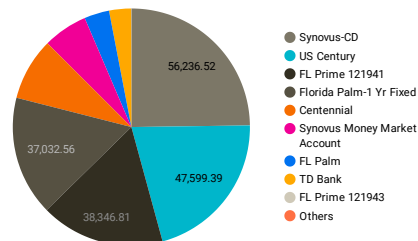
## Total City Millage Rate



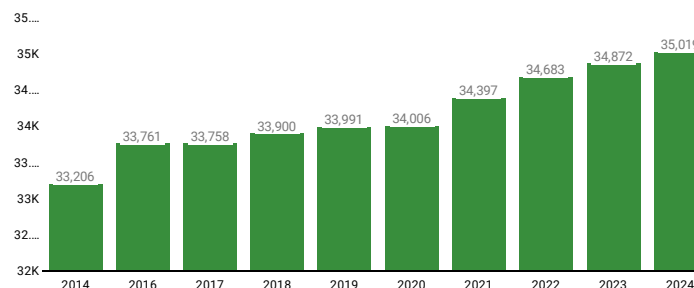
## General Fund: 001 Vacant Positions



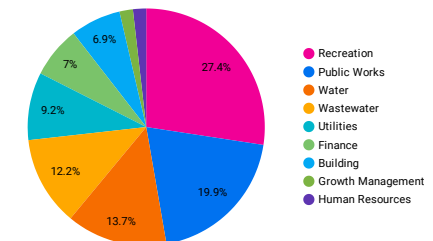
TOTAL INTEREST:  
**226,933**



## City of Cooper City Population



Employees by Function (FTE) Total:  
**130.96**



Check Date	Bank	Check	Vendor Name	Description	Amount
Bank 00001 BANK OF AMERICA					
10/03/2025	00001	1210(A)	CORE & MAIN LP	MUELLER HYD REP KIT	372.96
10/03/2025	00001	1211(A)	EAST COAST MULCH CORP	NEIGHBORHOOD PARKS PLAYGROUNDS RE-MUL	17,798.40
10/03/2025	00001	1212(A)	LEHMAN PIPE AND PLUMBING SUPPLY INC	IMPORT BRASS UNION	723.53
10/03/2025	00001	1213(A)	MILLENNIUM PRODUCTS INC.	SURVEILLANCE EQUIPMENT, LIGHT TOWERS, TR	10,390.34
10/03/2025	00001	1214(A)	PSI TECHNOLOGIES INC	WILO PUMP REPLACEMENT, PARTS AND REPAIRS	5,940.00
10/03/2025	00001	1215(A)	THE CORRADINO GROUP, INC.	MISC TRAFFIC ENGINEERING SERVICES PROJEC	10,006.00
10/03/2025	00001	1216(A)	USA BLUE BOOK	HACH FERROZINE, POWDER PILLOWS, ETC.	1,252.90
10/03/2025	00001	1217(A)	W. W. GRAINGER, INC	GLOVES	1,613.41
10/03/2025	00001	1218(A)	WEEKLEY ASPHALT PAVING, INC.	S-3 2.010 TON	160.80
10/03/2025	00001	1219(A)	WESCO TURF INC.	HARPER TURBO VAC TV60 RHD	51,199.36
10/06/2025	00001	211213	ACCESS FLOORS SYSTEM.COM INC	REPLACING ACCESS FLOOR PANELS CONTROL R	8,593.10
10/06/2025	00001	211214	ADP, INC.	ADP PAYROLL & HR MODULES PROCESSING FOR	5,621.80
10/06/2025	00001	211215	ALLIED UNIVERSAL CORP.	SODIUM HYPOCHLORITE BULK	7,458.94
10/06/2025	00001	211216	AMERICAN FIDELITY ASSURANCE CO	AF FLEX 09-22-2025	1,006.51
10/06/2025	00001	211217	AT&T	SERVICE 09/16/2025 - 10/15/2025	170.49
10/06/2025	00001	211218	AT&T	TELEPHONE 09/04/2025 - 10/03/2025	903.26
10/06/2025	00001	211219	AT&T WIRELESS	TELEPHONE 09/20/2025 - 10/19/2025	158.48
10/06/2025	00001	211220	BAUER, GARY	UB refund for account: 15732	18.07
10/06/2025	00001	211221	BERWIN, INC.	TABLES AND CHAIRS REPLACEMENT	5,151.99
10/06/2025	00001	211222	BILL FISHER	SECURITY DEPOSIT REFUND - BILL FISHER	100.00
10/06/2025	00001	211223	BLACK, QUILLAN	UB refund for account: 49229	0.14
10/06/2025	00001	211224	BROWARD BOLT	WASHER, WEDGE BOLT AND DRILL	76.96
10/06/2025	00001	211225	BROWARD METROPOLITAN	BMPO LOCAL CONTRIBUTION DUES FY 25-26	5,504.16
10/06/2025	00001	211226	BS&A SOFTWARE	BS&A ONLINE SERVICES ( BUILDING DIVISION	5,979.00
10/06/2025	00001	211227	BURKHARD'S TRACTOR & EQUIPMENT, INC	STH-SLEEVE, STH-DRIVE TUBE ASSEMBLY, STH	175.94
10/06/2025	00001	211228	CADET2FLIGHT INC	SECURITY DEPOSIT REFUND	100.00
10/06/2025	00001	211229	CARASOFT TECHNOLOGY CORPORATION	ACCELA AND EPERMITHUB SAAS	64,809.46
10/06/2025	00001	211230	CHERYL SELWOOD	BREAKFAST FOR OPEN ENROLLMENT	39.66
10/06/2025	00001	211231	CIVICPLUS, LLC	FOIA WORKFLOW PLATFORM-STANDARD/ANNUA	12,820.20
10/06/2025	00001	211232	CLASSIC CONTROLS INC.	YOKOGAWA PRESSURE TRANSMITERS FOR WATI	8,126.00
10/06/2025	00001	211233	COMCAST	SERVICES 09/17/2025 - 10/16/2025	390.60
10/06/2025	00001	211234	COMCAST	SERVICE 09/23/2025 - 10/22/2025	24.10
10/06/2025	00001	211235	COMCAST	SERVICES 10/08/2025 - 11/07/2025	330.11
10/06/2025	00001	211236	COMCAST	SERVICES 10/07/2025 - 11/06/2025	91.90
10/06/2025	00001	211237	COMCAST	SERVICES 09/29/2025 - 10/28/2025	12.84
10/06/2025	00001	211238	CRISTINA MONROE	SECURITY DEPOSIT REFUND - CRISTINA MONRO	250.00
10/06/2025	00001	211239	DAVID DI PIETRO AND ASSOCIATES	MUELLER WATER METER LITIGATION	350.00
10/06/2025	00001	211240	DELL MARKETING L.P.	CITY MANAGER'S LAPTOP	1,660.52
10/06/2025	00001	211241	DUARTE, NICOLAS	UB refund for account: 52548	172.98
10/06/2025	00001	211242	EDDIE C. BEECHER	PROFESSIONAL SERVICES -RISK MANAGEMENT C	4,237.50
10/06/2025	00001	211243	EDWIN MONTOYA	SECURITY DEPOSIT REFUND - EDWIN MONTOYA	100.00
10/06/2025	00001	211244	EDWIN MONTOYA	SECURITY DEPOSIT REFUND - EDWIN MONTOYA	50.00
10/06/2025	00001	211245	EPSTEIN, RICHARD	UB refund for account: 08740	11.55
10/06/2025	00001	211246	FLORIDA DEPARTMENT OF TRANSPORTATIO	TOLL TRANSACTIONS XJ9551	2.50
10/06/2025	00001	211247	FLORIDA POOL FILLS, INC.	SWIMMING POOL CHEMICALS AT POOL AND TENI	695.40
10/06/2025	00001	211248	FLORIDATOURS.COM	ROUND TRIP TO MAI KAI FROM COMMUNITY CEN	700.00
10/06/2025	00001	211249	FPL	SERVICE 07/17/2025 - 08/18/2025	23,994.77
10/06/2025	00001	211250	FPL	SERVICE 08/19/2025 - 09/18/2025	39,791.72
10/06/2025	00001	211251	FPL	SERVICE 08/18/2025 - 09/17/2025	8,541.84
10/06/2025	00001	211252	FPL	SERVICE 08/22/2025 - 09/23/2025	6,548.68
10/06/2025	00001	211253	FPL	SERVICE 08/22/2025 - 09/23/2025	65,332.35
10/06/2025	00001	211254	GABRIEL CAMEJO	SECURITY DEPOIT REFUND - GABRIEL CAMEJO	100.00
10/06/2025	00001	211255	GABRIEL CAMEJO	SECURITY DEPOSIT REFUND - GABRIEL CAMEJO	50.00



Check Date	Bank	Check	Vendor Name	Description	Amount
10/06/2025	00001	211256	GABRIEL CAMEJO	SECURITY DEPOSIT REFUND - GABRIEL CAMEJO	50.00
10/06/2025	00001	211257	GO PRO PROFESSIONAL TREE CARE INC	PINE LAKE PARK LIVE OAK TREE TRIMMING	1,200.00
10/06/2025	00001	211258	GREEN DREAMS PARADISE CORP	DELIVERY & INSTLLATION OF MULCH @ TOT LO	4,300.00
10/06/2025	00001	211259	HEMER HUNTER EQUIPMENT SERVICE, LLC	EQUIPMENT REPAIR	1,970.45
10/06/2025	00001	211260	ILLINOIS TOOL WORKS (ITW)	CLAMP AND SIGHT GLASS	148.90
10/06/2025	00001	211261	KEMIRA WATER SOLUTIONS, INC.	LIQUID FERROUS AND FERRIC SULFATE BLEND	7,080.45
10/06/2025	00001	211262	KOZIOL, LARRY	UB refund for account: 03814	39.43
10/06/2025	00001	211263	LANDSCAPE SERVICE PROFESSIONALS INC	CITYWIDE LANDSCAPE SERVICES - GROUP B -	25,401.00
10/06/2025	00001	211264	LISA MALLOZZI	SUPPLIES-UNIFORMS ALLOWANCE	195.64
10/06/2025	00001	211265	LOPEZ, JAREL T & MICHELLE	UB refund for account: 54238	1,100.00
10/06/2025	00001	211266	MIAMI TIRESOLES	FIELD TRAX	1,741.70
10/06/2025	00001	211267	MOMAR, INC	LIQUID BLOSSOM 20X ODOR CONTROL	13,134.00
10/06/2025	00001	211268	MUELLER SYSTEMS, LLC	FIVE MONTHS FEES 2025 - MIHOST/MI.HUB/MI	2,700.17
10/06/2025	00001	211269	NATIONAL CENTER FOR SAFETY INITIATI	BACKGROUND CHECK - CASTRO, RAMIREZ, MAS	115.50
10/06/2025	00001	211270	OCCUPATIONAL HEALTH CTRS OF SW P.A.	RAPID E-CUP - LASSACK, DANIEL	45.00
10/06/2025	00001	211271	OFFICE DEPOT	ROLLING CART, PAPER, TAPE	787.24
10/06/2025	00001	211272	ON THE SPOT SOLUTIONS LLC	ONCE A MONTH DEEP CLEANING OF POOL & TEN	250.00
10/06/2025	00001	211273	POLYDYNE, INC.	CLARIFLOC SE-1385C POLYMER 2300 LB TOTE	4,522.95
10/06/2025	00001	211274	POWER-TEL UTILITY PRODUCTS, INC.	SAMSUNG GALAXY TAB	1,062.50
10/06/2025	00001	211275	QUADIENT LEASING USA, INC	POSTAGE METER MACHINE LEASE	204.45
10/06/2025	00001	211276	RACHEL SHAW	SECURITY DEPOSIT REFUND - RACHEL SHAW	50.00
10/06/2025	00001	211277	RAFAEL HUAYAS	SECURITY DEPOSIT REFUND - RAFAEL HUAYAS	50.00
10/06/2025	00001	211278	RICE PUMP & MOTOR REPAIR, INC.	3HP 56J AOS POOL/SPKL MOTOR	679.00
10/06/2025	00001	211279	RINGCENTRAL, INC.	SUBSCRIPTION - SEPTEMBER 2025	2,265.99
10/06/2025	00001	211280	RITZ SAFETY EQUIPMENT INC.	LIGHTWEIGHT POP-UP TENT, UMBRELLA STAND	1,949.29
10/06/2025	00001	211281	ROBERT SAIZ	SECURITY DEPOSIT REFUND - ROBERT SAIZ	50.00
10/06/2025	00001	211282	ROGERS, LOREAL	UB refund for account: 50244	26.90
10/06/2025	00001	211283	ROSENBERG, GREGORY R	UB refund for account: 55164	96.01
10/06/2025	00001	211284	RUBINA SULTANA	SECURITY DEPOSIT REFUND - RUBINA SULTANA	50.00
10/06/2025	00001	211285	RUBINA SULTANA	SECURITY DEPOSIT REFUND - RUBINA SULTANA	50.00
10/06/2025	00001	211286	RUBINA SULTANA	SECURITY DEPOSIT REFUND - RUBINA SULTANA	50.00
10/06/2025	00001	211287	SHIRTS N THINGS	CITY POLOS	78.00
10/06/2025	00001	211288	SK FLORIDA HOMES LLC	UB refund for account: 54704	15.98
10/06/2025	00001	211289	STAR CLEANING USA, INC.	MONTHLY STREET SWEEPING FY25	910.11
10/06/2025	00001	211290	STEPHEN OTTAPPALLIL	SECURITY DEPOSIT REFUND - STEPHEN OTTAPP	250.00
10/06/2025	00001	211291	SUNSHINE STATE ONE CALL OF FL INC.	MONTHLY ASSESSMENT BILLING FY2024-2025	156.37
10/06/2025	00001	211292	TEXAS UNDERGROUND INC	NOZZLE FOR XVAC	1,097.05
10/06/2025	00001	211293	THE SHERWIN-WILLIAMS CO.	PRO PARK WB YELLOW - STREET MARKING	578.01
10/06/2025	00001	211294	TOSHIBA FINANCIAL SERVICES	TOSIBA COPIER POOL & TENNIS 09/10/25 - 1	1,610.33
10/06/2025	00001	211295	TROPHIES BY EDCO INC	SCHOLAR MEDALS	679.00
10/06/2025	00001	211296	TROPICAL FENCE & DESIGN, LLC	INSTALL NEW PVC FENCE AROUND LS # 21	8,500.00
10/06/2025	00001	211297	VERIZON CONNECT FLEET USA LLC	VEHICLE TRACKING YR-LONG SUBSCRIPTION -	2,164.46
10/06/2025	00001	211298	VERIZON WIRELESS	DATA PLANS ON TABLETS & HOTSPOTS	3,922.97
10/06/2025	00001	211299	WINZER FRANCHISE COMPANY	RX100 INSTANT ADHESIVE, AIR FRSHNR, TIRE	75.52
10/09/2025	00001	1220(A)	ADVANCED ENVIRONMENTAL LABORATORIE	TESTING SERVICES	4,563.00
10/09/2025	00001	1221(A)	APPLIED CONCEPTS, INC.	RADAR WITH FAST LOCK REMOTE	5,958.00
10/09/2025	00001	1222(A)	CARLON, INC	CO2 MANIFOLD	168.63
10/09/2025	00001	1223(A)	CAY INDUSTRIES, INC.	BUSINESS CARDS - CARLOS, ANDREA, DAVE, E	762.00
10/09/2025	00001	1224(A)	CITY ELECTRIC SUPPLY COMPANY	EXIT COMBO AND EMERGENCY LIGHT	1,975.54
10/09/2025	00001	1225(A)	COMMERCIAL ENERGY SPECIALISTS, INC	FUSE	37.31
10/09/2025	00001	1226(A)	COMMERCIO LLC	PORTABLE POOL LIFT	8,864.00
10/09/2025	00001	1227(A)	FLORIDA TECHNICAL CONSULTANTS, LLC	GIS - COMMUNTY DEVELOPMENT	320.00
10/09/2025	00001	1228(A)	FULL MOON CREATIVE LLC	COMMISSION MEETING 9/9/2025, 9/11/2025,	1,300.00
10/09/2025	00001	1229(A)	GARTH SOLUTIONS, INC	GARTH SOLUTIONS COMMUNICATIONS FIRM	5,500.00
10/09/2025	00001	1230(A)	GOREN, CHEROF, DOODY & EZROL, P.A.	GENERAL MATTERS	27,678.05

Check Date	Bank	Check	Vendor Name	Description	Amount
10/09/2025	00001	1231(A)	HAZEN & SAWYER, D.P.C.	ARPA   EFFLUENT PUMP AND VFD REPLACEMENT	10,969.92
10/09/2025	00001	1232(A)	JAIME GARMIZO	PALLET OF SOD	630.00
10/09/2025	00001	1233(A)	KLAUSNER & KAUFMAN, P.A.	COOPER CITY PENSION CONSULTATION SEPTEMBER	9,142.50
10/09/2025	00001	1234(A)	MERCHANTS ASSOCIATION COLLECTION D	09/01/2025 - 09/30/2025	188.11
10/09/2025	00001	1235(A)	NEXTAFF GROUP, LLC	SCHOOL GUARD CROSSING SERVICES	13,078.36
10/09/2025	00001	1236(A)	PERRY WEATHER	LIGHTNING DETECTION SYSTEM WITH A FOUR Y	48,100.00
10/09/2025	00001	1237(A)	POWERWASHING AND MORE LLC	POOL & TENNIS CENTER PRESSURE CLEANING -	4,400.00
10/09/2025	00001	1238(A)	SCOTT KLEIMAN, ESQ.	AUGUST 2025 MAGISTRATE DOCKET	150.00
10/09/2025	00001	1239(A)	SEYMOUR MIDWEST LLC	36" ABSORBENT PVA ROLLER SQUEEGEE, 60" B	2,306.22
10/09/2025	00001	1240(A)	SUNSHINE ENTERPRISES, INC.	CITY APPAREL FOR COMMUNITY DEVELOPMENT	324.67
10/09/2025	00001	1241(A)	UNITED WAY OF BROWARD COUNTY, INC	UNITED WAY 08222025	28.00
10/09/2025	00001	1242(A)	USA BLUE BOOK	GLOVES, JACKET, MASK, ETC.	855.06
10/09/2025	00001	1243(A)	W. W. GRAINGER, INC	AEROSOL	422.88
10/09/2025	00001	1244(A)	WEEKLEY ASPHALT PAVING, INC.	RESURFACE PARKING LOT SUELLEN SPORTS CO	124,332.55
10/16/2025	00001	1245(A)	BROWARD COUNTY SHERIFF'S OFFICE	FUEL SEPTEMBER 2025	9,823.28
10/16/2025	00001	1246(A)	CITY ELECTRIC SUPPLY COMPANY	TWO 13 X 24 X 12 TIER 15 POLYMER BOX	744.04
10/16/2025	00001	1247(A)	COMMERCIAL ENERGY SPECIALISTS, INC	SERVICE CALL FOR SOLENOID VALVE, PVC AND	1,283.51
10/16/2025	00001	1248(A)	CONCRETE WORKS & PAVING INC	ASPHALT AND CONCRETE RESTORATION SERVIC	119,652.25
10/16/2025	00001	1249(A)	HAZEN & SAWYER, D.P.C.	ENGINEERING ASSISTANCE FY 2023-2024	7,637.08
10/16/2025	00001	1250(A)	INVOICE CLOUD	SERVICE PERIOD 09/01/2025 - 09/30/2025	310.00
10/16/2025	00001	1251(A)	LEHMAN PIPE AND PLUMBING SUPPLY INC	PVC NIPPLE	6.20
10/16/2025	00001	1252(A)	PH CONSULTING INC	PROFESSIONAL SERVICES - ARBORIST CONSULT	1,950.00
10/16/2025	00001	1253(A)	R J BEHAR & COMPANY, INC	STIRLING ROAD ROADWAY & DRAINAGE IMPROVI	29,178.52
10/16/2025	00001	1254(A)	SFM LANDSCAPE SERVICES LLC	CONTRACT TREE TRIMMING	2,650.00
10/16/2025	00001	1255(A)	SYNAGRO-WWT, INC	SLUDGE DISPOSAL SERVICES	30,474.40
10/16/2025	00001	1256(A)	TOSHIBA AMERICA BUSINESS SOLUTIONS	KIP 7170 NETWORK PRINTER OCT/24- SEP/25	859.50
10/16/2025	00001	1257(A)	USA BLUE BOOK	FIRST AID KIT, GLOVES, ETC.	1,161.39
10/17/2025	00001	211300	84 LUMBER COMPANY	BLSC SOFTBALL DUGOUT BENCHES WOOD	4,851.00
10/17/2025	00001	211301	AFLAC	AFLAC OCTOBER 2025	17.31
10/17/2025	00001	211302	ALEXANDER, MAUREEN	UB refund for account: 41019	164.66
10/17/2025	00001	211303	ALISON VEGA	PROGRAM CANCELLATION - ALLISON VEGA	969.00 V
10/17/2025	00001	211304	ALL AMERICAN PEST CONTROL OF FLORID	MONTHLY PEST CONTROL OCT 24 - SEPT 25	265.00
10/17/2025	00001	211305	ANGEL PETTI ROSENBERG, P. A.	SPECIAL MAGISTRATE CODE & BUILDING MEETI	350.00
10/17/2025	00001	211306	ANGEL PETTI ROSENBERG, P. A.	SPECIAL MAGISTRATE HEARING	350.00
10/17/2025	00001	211307	AT&T	SERVICE 10/04/2025 - 11/03/2025	588.50
10/17/2025	00001	211308	AUDIA RILEY	SECURITY DEPOSIT REFUND - AUDIA RILEY	250.00
10/17/2025	00001	211309	BIFANI, CATHY	UB refund for account: 08813	45.85
10/17/2025	00001	211310	BROWARD COUNTY RECORDS	SEPTEMBER RECORDINGS	441.00
10/17/2025	00001	211311	BSN SPORTS	RAWLINGS BASES	15,980.00
10/17/2025	00001	211312	BUDGET RESTAURANT SUPPLY INC	UB refund for account: 29490	154.73
10/17/2025	00001	211313	C'EST CLAIR HOLISTIC THERAPY LLC	UB refund for account: 49979	95.31
10/17/2025	00001	211314	C.C. CONTROL CORPORATION	PINE ISLAND REPUMP STATION SCADA UPGRADE	14,300.00
10/17/2025	00001	211315	CH2M HILL, INC.	ANNUAL SCADA MAINTENANCE-2025	2,694.26
10/17/2025	00001	211316	COMCAST	SERVICES 10/17/2025 - 11/16/2025	186.85
10/17/2025	00001	211317	COMCAST	SERVICES 10/17/2025 - 11/16/2025	189.85
10/17/2025	00001	211318	COOPER CITY CRIME PREVENTION	DISBURSE BUDGET TO CRIME PREVENTION FUNI	20,000.00
10/17/2025	00001	211319	DELL MARKETING L.P.	LAPTOPS FOR PARKS & REC	5,004.80
10/17/2025	00001	211320	EDDIE C. BEECHER	PROFESSIONAL SERVICES -RISK MANAGEMENT C	1,800.00
10/17/2025	00001	211321	EDWIN MONTOYA	SECURITY DEPOSIT REFUND - EDWIN MONTOYA	50.00
10/17/2025	00001	211322	ENGINEERED SERVICES, INC.	FLEET ALARM MONITORING OCTOBER - DECEMB	120.12
10/17/2025	00001	211323	EVERGLADES EQUIPMENT GROUP	GG 920HDE W/ SPRING TINE RAKE & BRUSH	5,806.50
10/17/2025	00001	211324	EVERYTHING BRANDED USA INC	BUSINESS EVENT - BRANDED PROMO	2,460.00
10/17/2025	00001	211325	EXPERT TECH SERVICE INC	UB refund for account: 54814	1,103.79
10/17/2025	00001	211326	FERGUSON ENTERPRISES, LLC	COUP AND GATE VLV	6,316.15
10/17/2025	00001	211327	FLORIDA MUNICIPAL INSURANCE TRUST	FIRST INSTALLMENT 25/26	307,895.50

Check Date	Bank	Check	Vendor Name	Description	Amount
10/17/2025	00001	211328	FPL	SERVICE 08/22/2025 - 09/23/2025	955.47
10/17/2025	00001	211329	FRIEDA MELTZER	PAID SAME INVOICE TWICE	70.00
10/17/2025	00001	211330	FUN EXPRESS	CANDY FOR BOOPER CITY EVENT	673.88
10/17/2025	00001	211331	GABRIEL CAMEJO	SECURITY DEPOSIT REFUND - GABRIEL CAMEJ	50.00
10/17/2025	00001	211332	GABRIEL CAMEJO	SECURITY DEPOSIT REFUND - GABRIEL CAMEJO	50.00
10/17/2025	00001	211333	GOMEZ & SON FENCE CORP.	GATE POST	120.00
10/17/2025	00001	211334	GRANT SKOLNICK	COINSURANCE WAS OVERPAID	147.54
10/17/2025	00001	211335	HAVILAND-LOPEZ, CHERYL	UB refund for account: 41003	117.41
10/17/2025	00001	211336	HERRERA, JESUS	UB refund for account: 41136	119.34
10/17/2025	00001	211337	HIGUAIN, FEDERICO	UB refund for account: 50289	40.64
10/17/2025	00001	211338	HOME DEPOT	RENOWN PREMIUM SINGLE ROLL BATH TIS	2,667.60
10/17/2025	00001	211339	HOROVITZ, ANDREI	UB refund for account: 41122	100.00
10/17/2025	00001	211340	HUMANA INSURANCE CO	DENTAL & VISION SEPTEMBER 2025	10,704.20
10/17/2025	00001	211341	HYDROCORP, LLC	BACKFLOW PREVENTION PROGRAM MANAGEME	985.00
10/17/2025	00001	211342	INFOSEND, INC.	PRINTING AND POSTAGE - SEPTEMBER 2025	4,546.30
10/17/2025	00001	211343	JAIN, ANKUR	UB refund for account: 46400	27.63
10/17/2025	00001	211344	JENA MCCLURE	CIVIC SCHOLAR PROGRAM PRINT ORDER	289.46
10/17/2025	00001	211345	JILL ANKNEY	CYCLONES SWIM PROGRAM	3,004.75
10/17/2025	00001	211346	KASHMIRA BHADHA	SECURITY DEPOSIT REFUND - KASHMIRA BHADH	250.00
10/17/2025	00001	211347	LANDRIAN, RICARDO	UB refund for account: 54087	985.20
10/17/2025	00001	211348	LIFE INSURANCE COMPANY OF NORTH AME	LIFE & DISABILITY SEPTEMBER 2025	3,715.91
10/17/2025	00001	211349	LOWRY, ANNA	UB refund for account: 55088	100.00
10/17/2025	00001	211350	MAN PARLOR BARBERSHOP, LLC	UB refund for account: 47569	20.27
10/17/2025	00001	211351	MASSACHUSETTS MUTUAL LIFE	FARRELL LIFE OCTOBER 2025	29.12
10/17/2025	00001	211352	MATTAMY PALM BEACH LLC	UB refund for account: 54743	78.22
10/17/2025	00001	211353	MCGEE, IRIS	UB refund for account: 46770	81.99
10/17/2025	00001	211354	MFLP PINE LAKES LLC	UB refund for account: 54744	38.33
10/17/2025	00001	211355	NALCO COMPANY, LLC.	PERMACLEAN PC-77 MEMBRANE CLEANER - DEB	9,987.14
10/17/2025	00001	211356	O'REILLY AUTOMOTIVE STORES, INC	2" DISC KIT, LED SWITCH, BREAKAWAY SW S	190.58
10/17/2025	00001	211357	OBREGON, JILMER J	UB refund for account: 53712	40.94
10/17/2025	00001	211358	OCCUPATIONAL HEALTH CTRS OF SW P.A.	RAPID E-CUP - FLEURANVIL, ESTIN	117.00
10/17/2025	00001	211359	OFFICE DEPOT	POSTERBOARD	111.57
10/17/2025	00001	211360	ON THE SPOT SOLUTIONS LLC	ONCE A MONTH DEEP CLEANING INCLUDING TOF	550.00
10/17/2025	00001	211361	PINES FORD LINCOLN MERCURY	ANTI-FREEZE	39.90
10/17/2025	00001	211362	PROJECT PERCH	RELOCATE OWL BURROW AT SFSC	1,000.00
10/17/2025	00001	211363	RAFAEL HUAYAS	SECURITY DEPOSIT REFUND - RAFAEL HUAYAS	50.00
10/17/2025	00001	211364	RAFAEL HUAYAS	SECURITY DEPOSIT REFUND - RAFAEL HUAYAS	50.00
10/17/2025	00001	211365	RAFEEL MOHAMMED	SECURITY DEPOSIT REFUND - RAFEEL MOHAMME	250.00
10/17/2025	00001	211366	RASIER, MOSHE	UB refund for account: 54050	100.00
10/17/2025	00001	211367	RECHTIEN INTERNATIONAL TRUCKS	GLASS, DROP WINDOW, DOOR # 3429	122.75
10/17/2025	00001	211368	REXEL, INC.	QUA CVR BD HD (2), QUA FDOT BOX (2)	2,582.33
10/17/2025	00001	211369	RUBINA SULTANA	SECURITY DEPOSIT REFUND - RUBINA SULTANA	50.00
10/17/2025	00001	211370	RUBINA SULTANA	SECURITY DEPOSIT REFUND - RUBINA SULTANA	50.00
10/17/2025	00001	211371	SALIN KIIM	SECURITY DEPOSIT REFUND - SALIN KIIM	50.00
10/17/2025	00001	211372	SHECTER, BRAD	UB refund for account: 51254	121.13
10/17/2025	00001	211373	SHRIEVE CHEMICAL COMPANY LLC	SULPHURIC ACID 93%	12,605.16
10/17/2025	00001	211374	SHRIEVE CHEMICAL COMPANY LLC	SULPHURIC ACID 93%	6,441.89
10/17/2025	00001	211375	SICILIAN OVEN	STAFF HALLOWEEN LUNCHEON 2025	2,347.88
10/17/2025	00001	211376	STEFANIE SICRE	SECURITY DEPOSIT REFUND - STEFANIE SICRE	250.00
10/17/2025	00001	211377	SUN-SENTINEL	SEPTEMBER 2025 ADVERTISING	1,579.00
10/17/2025	00001	211378	SUNBELT RENTALS	52" DOUBLE DRUM RIDE-ON ROLLER	2,113.00
10/17/2025	00001	211379	SUNSHINE STATE ONE CALL OF FL INC.	MONTHLY ASSESSMENT BILLING FY2025-2026	156.37
10/17/2025	00001	211380	TEDRA ALLEN	FALL ACADEMY - FCPC CERTIFICATION	576.00
10/17/2025	00001	211381	THE CORRADINO GROUP, INC.	COOPER COLONY GOLF COURSE REDEVELOPME	900.00
10/17/2025	00001	211382	THE PARTS HOUSE	LED BEACON VEH #9399	371.03

Check Date	Bank	Check	Vendor Name	Description	Amount
10/17/2025	00001	211383	TROPHIES BY EDCO INC	SILVER FRAMED NAME BADGE	30.52
10/17/2025	00001	211384	TROPICAL APIARIES, INC.	BEE HIVE REMOVAL AT 11600 STONEBRIDGE PK	150.00
10/17/2025	00001	211385	ULINE	NITRILE GLOVES	720.61
10/17/2025	00001	211386	UNITED HEALTHCARE	MED SUPP OCTOBER 2025	5,293.87
10/17/2025	00001	211387	VERMONT SYSTEMS, INC.	TRAINING	1,050.00
10/17/2025	00001	211388	WATERFALL POOLS INC	POOL BOND REFUND - WATERFALL POOLS INC	1,000.00
10/17/2025	00001	211389	WHEELABRATOR SOUTH BROWARD INC.	MONTHLY HOUSEHOLD HAZARDOUS WASTE EVE	6,615.00
10/17/2025	00001	211390	WINZER FRANCHISE COMPANY	DISC AND WIPER BLADE	1,373.37
10/17/2025	00001	211391	WITT O BRIENS LLC	ARPA   PROFESSIONAL SERVICES - FEDERAL A	10,062.50
10/17/2025	00001	211392	WM RECYCLE AMERICA, LLC	NET BALANCE DUE FOR RECYCLING - SEPTEMBE	18,825.65
10/23/2025	00001	1258(A)	FLORIDA TECHNICAL CONSULTANTS, LLC	GIS UTILITY UPDATES AND MAINTENANCE	1,615.00
10/23/2025	00001	1259(A)	TOSHIBA AMERICA BUSINESS SOLUTIONS	KIP COPIER - OCTOBER 2025 UTILITIES	433.87
10/23/2025	00001	1260(A)	W. W. GRAINGER, INC	BLUE BUFFER SOLUTION, RED BUFFER SOLUTIO	176.00
10/23/2025	00001	1261(A)	WEEKLEY ASPHALT PAVING, INC.	S-3 3.020 TON	241.60
10/30/2025	00001	1262(A)	A QUALITY BUSHOG	BUSHOG MOWING- BI-MONTHLY- PINE ISLAND P	300.00
10/30/2025	00001	1263(A)	BRADY PLUS	HAND SANITIZER	1,489.70
10/30/2025	00001	1264(A)	CITY FIRE, INC.	FIRE ALARM MONITORING- BILLED QUARTERLY	584.10
10/30/2025	00001	1265(A)	COMMERCIAL ENERGY SPECIALISTS, INC	MONTHLY SITE ASSESSMENT: OCTOBER, 2025 -	258.00
10/30/2025	00001	1266(A)	R J BEHAR & COMPANY, INC	STIRLING ROAD ROADWAY & DRAINAGE IMPROVI	8,923.61
10/30/2025	00001	1267(A)	RONALD L. BOOK, P.A.	LEGISLATIVE RELATIONS AND LOBBYING SERV	5,000.00
10/30/2025	00001	1268(A)	SB EVENTS & PRODUCTIONS	SPEAKERS, DJ AND GENERATOR	500.00
10/30/2025	00001	1269(A)	WESCO TURF INC.	TINE SPOON	652.04
10/31/2025	00001	243(S)	MIAMI TIRESOLES	PROCONTACT TX	0.00
10/31/2025	00001	244(S)	THE PARTS HOUSE	VALVE	0.00
10/31/2025	00001	211393	24 HOURS, INC	JANITORIAL SERVICES - PW - CITY HALL - P	3,053.00
10/31/2025	00001	211394	ABI ATTACHMENTS INC	340 GAL. (COMPACT) MULTI-USE WATER TRAIL	8,263.34
10/31/2025	00001	211395	ACCESS FLOORS SYSTEM.COM INC	REPLACING ACCESS FLOOR PANELS CONTROL R	8,593.10
10/31/2025	00001	211396	AFLAC	AFLAC OCTOBER 2025	17.31
10/31/2025	00001	211397	ALEXIS DAGER	XYLEM SENSUS CONFERENCE	109.50
10/31/2025	00001	211398	AMERICAN FIDELITY ASSURANCE	AF PRODUCT SEPTEMBER 2025	6,431.70
10/31/2025	00001	211399	AMERICAN FIDELITY ASSURANCE CO	AF FLEX 10-07-2025	2,360.32
10/31/2025	00001	211400	AT&T	831-001-2341-559 TELEPHONE 09/01/2025 -	1,436.12
10/31/2025	00001	211401	AT&T	SERVICE 10/01/2025 - 10/31/2025	340.98
10/31/2025	00001	211402	AT&T	TELEPHONE 10/04/2025 - 11/03/2025	888.26
10/31/2025	00001	211403	BISCAYNE 135 LTD	UB refund for account: 54290	58.38
10/31/2025	00001	211404	BRADY PLUS	RESTROOM DISPENSERS (TP, SOAP, PAPER TOW	5,244.38
10/31/2025	00001	211405	BROWARD COUNTY SHERIFF'S OFFICE	COSTS INCURRED FOR ENHANCED SERVICES FO	16,228.30
10/31/2025	00001	211406	BSN SPORTS	TOOL	3,740.00
10/31/2025	00001	211407	BUZZI, ELIZABETH	UB refund for account: 53224	132.48
10/31/2025	00001	211408	CHARLES, PIERRE	UB refund for account: 41981	177.56
10/31/2025	00001	211409	CITY ELECTRIC SUPPLY COMPANY	BATTERY	2,694.00
10/31/2025	00001	211410	COMCAST	SERVICES 10/09/2025 - 11/08/2025	58.46
10/31/2025	00001	211411	COMCAST	SERVICES 10/17/2025 - 11/16/2025	375.60
10/31/2025	00001	211412	DOBBS EQUIPMENT	PIN AND IN BOUND FREIGHT	158.57
10/31/2025	00001	211413	DURO-LAST, INC.	PATCH KIT AND TECH REP	350.00
10/31/2025	00001	211414	ECHEMENDIA, IDALBERTO	UB refund for account: 40984	663.83
10/31/2025	00001	211415	EDDIE C. BEECHER	PROFESSIONAL SERVICES -RISK MANAGEMENT C	1,762.50
10/31/2025	00001	211416	EDWIN MONTOYA	SECURITY DEPOSIT REFUND - EDWIN MONTOYA	100.00
10/31/2025	00001	211417	EGGEN, MAEVA & MATTHEW	UB refund for account: 53505	103.54
10/31/2025	00001	211418	FANTASY THEATRE FACTORY, INC	WALKERS AND COSTUMED COORDINATOR	2,500.00
10/31/2025	00001	211419	FAST-DRY COURTS, INC.	SHFCCSC BASKETBALL HOOP ASSEMBLY & INST	8,950.00
10/31/2025	00001	211420	FLORIDA DEPARTMENT OF TRANSPORTATIO	TOLL TRANSACTIONS XK5496	4.61
10/31/2025	00001	211421	FLORIDA POOL FILLS, INC.	SWIMMING POOL CHEMICALS AT POOL AND TENI	530.70
10/31/2025	00001	211422	FLORIDA UNEMPLOYMENT COMPENSATION F	UNEMPLOYMENT TAX	1,266.97
10/31/2025	00001	211423	FPL	ELECTRICITY	10,517.49



Check Date	Bank	Check	Vendor Name	Description	Amount
10/31/2025	00001	211424	FPL	SERVICE 09/19/2025 - 10/21/2025	45,090.66
10/31/2025	00001	211425	FPL	SERVICE 09/17/2025 - 10/17/2025	171.67
10/31/2025	00001	211426	FRANCO, THOMAS	UB refund for account: 17194	35.09
10/31/2025	00001	211427	GLOBALTECH, INC.	ARPA   EFFLUENT PUMP # 3 REPLACEMENT	73,643.41
10/31/2025	00001	211428	GOMEZ & SON FENCE CORP.	CHAIN LINK AND POST	3,672.00
10/31/2025	00001	211429	GOODI-LAND ENTERPRISES, INC	'25 HALLOWEEN COSTUME CONTEST	1,560.00
10/31/2025	00001	211430	HUMANA INSURANCE CO	DENTAL & VISION OCTOBER 2025	10,481.50
10/31/2025	00001	211431	INSURANCE & FINANCIAL PLANNERS LLC	CONSULTATION SERVICES	400.00
10/31/2025	00001	211432	KEVIN WILLIAMS	SECURITY DEPOSIT REFUND - KEVIN WILLIAMS	100.00
10/31/2025	00001	211433	KFIR, DROR	UB refund for account: 53568	122.30
10/31/2025	00001	211434	LIFE INSURANCE COMPANY OF NORTH AME	LIFE & DISABILITY OCTOBER 2025	4,030.49
10/31/2025	00001	211435	MASCH, DOROTHEA	UB refund for account: 26853	11.80
10/31/2025	00001	211436	MASSACHUSETTS MUTUAL LIFE	FARRELL LIFE SEPTEMBER 2025	29.12
10/31/2025	00001	211437	MATHESON TRI-GAS INC.	CYLINDER RENTAL	734.79
10/31/2025	00001	211438	MFLP PINE LAKES, LLC	UB refund for account: 54460	46.36
10/31/2025	00001	211439	O'REILLY AUTOMOTIVE STORES, INC	TRI-PWR BELT	81.23
10/31/2025	00001	211440	OCCUPATIONAL HEALTH CTRS OF SW P.A.	RAPID E-CUP - WILLIAMS, ROBERT	90.00
10/31/2025	00001	211441	OSBORNE, SHAYNE W	UB refund for account: 53406	102.40
10/31/2025	00001	211442	PABLO CURET	SECURITY DEPOSIT REFUND - PABLO CURET	50.00
10/31/2025	00001	211443	PINES FORD LINCOLN MERCURY	PART INTERCHANGE	762.31
10/31/2025	00001	211444	PREFERRED IDENTITY PLAN, INC	ID WORKS SEPTEMBER 2025	277.00
10/31/2025	00001	211445	PREMIER BOUNCE N SLIDE PARTY RENTAL	ZAP A MOLE, HI STRIKER, ETC.	3,465.00
10/31/2025	00001	211446	RACHEL SHAW	SECURITY DEPOSIT REFUND - RACHEL SHAW	50.00
10/31/2025	00001	211447	RAFAEL HUAYAS	SECURITY DEPOSIT REFUND - RAFAEL HUAYAS	50.00
10/31/2025	00001	211448	RAY E. WILLIAMS, INC.	POWER FOR NEW INSTALLATION	9,388.00
10/31/2025	00001	211449	RAYMOND NOEL	BAND FOR HALLOWEEN	2,000.00
10/31/2025	00001	211450	RECHTIEN INTERNATIONAL TRUCKS	SENSOR # 9385	170.07
10/31/2025	00001	211451	RINGCENTRAL, INC.	SUBSCRIPTION - OCTOBER 2025	2,611.66
10/31/2025	00001	211452	RUBINA SULTANA	SECURITY DEPOSIT REFUND - RUBINA SULTANA	50.00
10/31/2025	00001	211453	SAMUEL GREG LOMBARDO	XYLEM REACH CONFERENCE	109.50
10/31/2025	00001	211454	SHIHADA, YOUSEF	UB refund for account: 46465	41.06
10/31/2025	00001	211455	SIEGEL, KAREN	UB refund for account: 02255	979.30
10/31/2025	00001	211456	SITEONE LANDSCAPE SUPPLY HOLDING LL	CORE EXPANSION MODULE	4,043.53
10/31/2025	00001	211457	STAR CLEANING USA, INC.	MONTHLY STREET SWEEPING- PARKING LOT SWI	2,350.11
10/31/2025	00001	211458	SUNSHINE STATE ONE CALL OF FL INC.	MONTHLY ASSESSMENT BILLING - SEPTEMBER 2	67.21
10/31/2025	00001	211459	SUPERIOR LANDSCAPING& LAWN SVC INC.	CITYWIDE LANDSCAPE SERVICES - GROUP A -	25,853.30
10/31/2025	00001	211460	TARASKA, MICHELLE	UB refund for account: 45015	45.80
10/31/2025	00001	211461	TERRACON CONSULTANTS, INC	MOLD TESTING AT FIRE STATION	3,073.40
10/31/2025	00001	211462	TEXAS LIFE INSURANCE COMPANY	OCTOBER 2025	860.76
10/31/2025	00001	211463	THE LEGAL PLAN, INC	LEGAL SEPTEMBER 2025	487.95
10/31/2025	00001	211464	TOSHIBA FINANCIAL SERVICES	TOSHIBA COPIER COMMUNITY CENTER 10/10/20	900.74
10/31/2025	00001	211465	TRANE U.S. INC	DRIER AND THERMOSTAT	1,488.67
10/31/2025	00001	211466	ULINE	HUCK TOWELS	1,523.40
10/31/2025	00001	211467	UNITED HEALTHCARE	MED SUPP OCTOBER 2025	1,588.80
10/31/2025	00001	211468	UTILITY COMPLIANCE CONSULTANT	SIGN BRACKET	1,560.94
10/31/2025	00001	211469	VERIZON WIRELESS	DATA PLANS ON TABLETS & HOTSPOTS	2,017.26
10/31/2025	00001	211470	VICTORES MACHINE SHOP	REPAIR # 343	845.00
10/31/2025	00001	211471	VITIELLO, CATHERINE	UB refund for account: 47180	67.68
10/31/2025	00001	211472	W. W. GRAINGER, INC	FH HOOK-UPS FOR WASHDOWNS, ETC.	130.63
10/31/2025	00001	211473	WESCO TURF INC.	BELT-V (2)	373.23
10/31/2025	00001	211474	WINZER FRANCHISE COMPANY	TUBE, WASHER, ETC.	128.43
10/31/2025	00001	211475	WOMEN'S CLUB	SECURITY DEPOSIT REFUND - WOMENS CLUB	200.00
10/31/2025	00001	211476	WORRELL, RON LEE CHARLES	UB refund for account: 52611	82.77
10/31/2025	00001	211477	WRK LAB, INC.	UTILITIES OFFICE INTERIOR BUILD-OUT SPAC	28,564.69
11/06/2025	00001	1270(A)	COMMERCIAL ENERGY SPECIALISTS, INC	REMOTE CONTROL	410.06

Check Date	Bank	Check	Vendor Name	Description	Amount
11/06/2025	00001	1271(A)	CORE & MAIN LP	INSTALLATION OF 5/8 - INCH METERS AND SO	244,466.45
11/06/2025	00001	1272(A)	EWING IRRIGATION PRODUCTS INC	BILL LIPS RENOVATION MATERIALS	15,429.97
11/06/2025	00001	1273(A)	FLORIDA TECHNICAL CONSULTANTS, LLC	0942 - PARKS GRANTS	3,635.00
11/06/2025	00001	1274(A)	FULL MOON CREATIVE LLC	LOW VOLTAGE CONTRACTOR SERVICES FOR AUI	4,985.00
11/06/2025	00001	1275(A)	GOREN, CHEROF, DOODY & EZROL, P.A.	GENERAL MATTERS	19,753.50
11/06/2025	00001	1276(A)	HOSES PLUS, INC.	HOSE ASSEMBLY	673.31
11/06/2025	00001	1277(A)	JILL ANKNEY	WOOLGER IMX CHALLENGE & DEVELOPMENTAL S	300.00
11/06/2025	00001	1278(A)	MERCHANTS ASSOCIATION COLLECTION DI	10/01/2025 - 10/31/2025	302.24
11/06/2025	00001	1279(A)	MILLER PIPELINE LLC	SEWER REHABILITATION - 2025 EX LINING	57,408.36
11/06/2025	00001	1280(A)	MUSCO LIGHTING	REMOTE EQUIPMENT CONTROLLERS YEARLY FEE	1,698.00
11/06/2025	00001	1281(A)	PSI TECHNOLOGIES INC	WILO PUMP REPLACEMENT, PARTS AND REPAIRS	2,530.00
11/06/2025	00001	1282(A)	RES FLORIDA CONSULTING, LLC	NPDES PERMIT#FL000016-004- ASSIST. IN IM	2,787.50
11/06/2025	00001	1283(A)	SUPERIOR LANDSCAPING& LAWN SVC INC.	CITYWIDE LANDSCAPE SERVICES - GROUP A -	25,853.30
11/06/2025	00001	1284(A)	VERIZON CONNECT FLEET USA LLC	VEHICLE TRACKING YR-LONG SUBSCRIPTION	1,028.55
11/06/2025	00001	1285(A)	WEEKLEY ASPHALT PAVING, INC.	MILLING AND RESURFACING DESIGNATED ROAD	413,461.45
11/13/2025	00001	1286(A)	ACE PUMP AND SUPPLY	STARITE	62.28
11/13/2025	00001	1287(A)	ALL POWER GENERATORS, CORP.	PREVENTIVE MAINTENANCE	350.00
11/13/2025	00001	1288(A)	ALLSTATE RESOURCE MANAGEMENT, INC	RETENTION POND MAINTENANCE	550.00
11/13/2025	00001	1289(A)	BARCO PRODUCTS LLC	NOTICE BOARDS FOR SPORTS COMPLEXES	1,466.36
11/13/2025	00001	1290(A)	BRADY PLUS	KC LUXURY FOAM SOAP	171.96
11/13/2025	00001	1291(A)	CORE & MAIN LP	ANNUAL MAINTENANCE & SENSUS AMI SOFTWARE	138,000.00
11/13/2025	00001	1292(A)	FLORIDA TECHNICAL CONSULTANTS, LLC	GIS SUPPORT FOR PW (ROADWAY/ASPHALT PCI,	3,405.00
11/13/2025	00001	1293(A)	JAIME GARMIZO	PIECE OF SOD	303.50
11/13/2025	00001	1294(A)	JILL ANKNEY	CYCLONES SWIM PROGRAM	5,000.33
11/13/2025	00001	1295(A)	KLAUSNER & KAUFMAN, P.A.	COOPER CITY PENSION CONSULTATION OCTOBE	3,350.00
11/13/2025	00001	1296(A)	LEHMAN PIPE AND PLUMBING SUPPLY INC	SEALANT, BRASS CAP, ETC.	1,834.49
11/13/2025	00001	1297(A)	MAIN EVENTS UNLIMITED, INC.	THE GIN AND TONICS BAND FULL PRODUCTION	2,000.00
11/13/2025	00001	1298(A)	NEXTAFF GROUP, LLC	SCHOOL GUARD CROSSING SERVICES	16,258.83
11/13/2025	00001	1299(A)	RONALD L. BOOK, P.A.	LEGISLATIVE RELATIONS AND LOBBYING SERV	5,000.00
11/13/2025	00001	1300(A)	THE FITNESS SOLUTION, INC.	PARTS, INSTALLATION, SHIPPING AND HANDLI	558.02
11/13/2025	00001	1301(A)	TOSHIBA AMERICA BUSINESS SOLUTIONS	KIP 7170 NETWORK PRINTER - PUBLIC WORKS	867.74
11/13/2025	00001	1302(A)	UNITED WAY OF BROWARD COUNTY, INC	UNITED WAY 10172025	14.00
11/13/2025	00001	1303(A)	USA BLUE BOOK	SULFURIC ACID, POWDER PILLOWS, ETC.	3,372.50
11/13/2025	00001	1304(A)	VEHICLE SERVICE GROUP	4 POST LIFT	40,007.25
11/13/2025	00001	1305(A)	WEEKLEY ASPHALT PAVING, INC.	S-3 2.560 AND 1.670 TON	338.40
11/13/2025	00001	1306(A)	WESCO TURF INC.	SEAT	671.18
11/14/2025	00001	211478	ACOSTA, SANDRA	UB refund for account: 54361	49.02
11/14/2025	00001	211479	ADP SCREENING AND SELECTION SERVICE	BACKGROUND CHECK - FLEURANBVIL AND NIXO	74.50
11/14/2025	00001	211480	AFLAC	AFLAC NOVEMBER 2025	34.62
11/14/2025	00001	211481	ALL AMERICAN PEST CONTROL OF FLORID	MONTHLY PEST CONTROL OCT 25- SEPT 26	265.00
11/14/2025	00001	211482	ALTEC INDUSTRIES INC.	PURCHASE OF NEW BUCKET TRUCK MODEL# LR	238,880.00
11/14/2025	00001	211483	AMERICAN FIDELITY ASSURANCE	AF PRODUCT OCTOBER 2025	8,486.47
11/14/2025	00001	211484	AMERICAN WATER CHEMICALS INC.	MEGAFLUX FE	15,900.00
11/14/2025	00001	211485	AT&T	SERVICE 11/01/2025 - 11/30/2025	544.99
11/14/2025	00001	211486	AT&T WIRELESS	TELEPHONE 10/20/2025 - 11/19/2025	158.48
11/14/2025	00001	211487	BLUE CROSS & BLUE SHIELD OF FLORIDA	GEORGE MILORDIS	1,903.46 V
11/14/2025	00001	211488	BONAWITZ, PAULA	UB refund for account: 06004	6.91
11/14/2025	00001	211489	BRENNTAG MID-SOUTH, INC.	ANHYDROUS AMMONIA	1,084.50
11/14/2025	00001	211490	BROWARD COUNTY MUNICIPAL CLERKS'	TEDRA ALLEN & JENNA MONTOYA CITY CLERK M	200.00
11/14/2025	00001	211491	BROWARD COUNTY RECORDS	OCTOBER RECORDINGS	10.00
11/14/2025	00001	211492	BROWARD COUNTY TAX COLLECTOR	AD VALOREM TAXES	9,427.29
11/14/2025	00001	211493	BROWARD LEAGUE OF CITIES	2025 - 2026 MUNICIPAL DUES	2,606.00
11/14/2025	00001	211494	BSN SPORTS	CCO FUA - YOUTH SPORTS EQUIPMENT	10,870.00
11/14/2025	00001	211495	CARAHSOFT TECHNOLOGY CORPORATION	OPENGOV PROCUREMENT YEAR 2	21,222.00
11/14/2025	00001	211496	CARLINE SANZ	SECURITY DEPOSIT REFUND - CARLINE SANZ	250.00



Check Date	Bank	Check	Vendor Name	Description	Amount
11/14/2025	00001	211497	COMCAST	SERVICES 11/08/2025 - 12/07/2025	315.11
11/14/2025	00001	211498	COMCAST	SERVICE 10/23/2025 - 11/22/2025	24.10
11/14/2025	00001	211499	COMCAST	SERVICES 11/17/2025 - 12/16/2025	189.85
11/14/2025	00001	211500	COMCAST	SERVICES 10/29/2025 - 11/28/2025	12.84
11/14/2025	00001	211501	COMCAST	SERVICES 11/17/2025 - 12/16/2025	186.85
11/14/2025	00001	211502	COMCAST	ACCT 935492151 10/15/2025 - 11/14/2025	4,388.66
11/14/2025	00001	211503	CORREA, KEVIN	UB refund for account: 54608	39.69
11/14/2025	00001	211504	DELL MARKETING L.P.	LAPTOP	1,760.25
11/14/2025	00001	211505	ELIZABETH NERIS	SECURITY DEPOSIT REFUND - ELIZABTEH NERI	75.00
11/14/2025	00001	211506	FBEA FEDERAL BENEFITS EDUCATION	SECURITY DEPOSIT REFUND - FBEA	200.00
11/14/2025	00001	211507	FENCESCREEN.COM	SHFCCSC BB BACKSTOP WINDSCREENS - BRANC	2,464.33
11/14/2025	00001	211508	FERGUSON ENTERPRISES, LLC	TRFC REP KIT	10,808.20
11/14/2025	00001	211509	FLORIDA UNEMPLOYMENT COMPENSATION F	UNEMPLOYMENT TAX	825.00
11/14/2025	00001	211510	FPL	SERVICE 08/18/2025 - 09/17/2025	15,671.84
11/14/2025	00001	211511	FPL	ELECTRICITY 09/23/2025 - 10/23/2025	71,528.87
11/14/2025	00001	211512	FPL	SERVICE 09/23/2025 - 10/23/2025	547.83
11/14/2025	00001	211513	GIOSVEL CARRIL	SECURITY DEPOSIT REFUND - GIOSVEL CARRIL	50.00
11/14/2025	00001	211514	GUILLAMA, IRENE, RAUL & FAYTH	UB refund for account: 50309	144.11
11/14/2025	00001	211515	HAKES, DONAVAN	UB refund for account: 29265	56.29
11/14/2025	00001	211516	IMPERIAL ELECTRICAL INC	REMOVAL OF (2) SCOREBOARDS SHF SPORTS CC	18,783.95
11/14/2025	00001	211517	INDUSTRIAL CHEM LABS & SERVICES, IN	LIFT STATION DEGREASER	252.10
11/14/2025	00001	211518	INFOSEND, INC.	PAPER STOCK - OCTOBER 2025	4,469.49
11/14/2025	00001	211519	J&J INC, D/B/A EAGLE PAINTING	(LWC) SHFCCSC BUILDING(S) EXTERIOR PAINT	15,821.45
11/14/2025	00001	211520	JAMES CURRAN	HEALTH INSURANCE REIMBURSEMENT FOR 2024	642.89
11/14/2025	00001	211521	JONES, DANIELE	UB refund for account: 48934	125.84
11/14/2025	00001	211522	KAUFF'S OF MIAMI	SERVICE	200.00
11/14/2025	00001	211523	KEITH WOOD	CDL LICENSE RENEWAL	75.00
11/14/2025	00001	211524	LANDSCAPE SERVICE PROFESSIONALS INC	CITYWIDE LANDSCAPE SERVICES - GROUP B -	5,381.00
11/14/2025	00001	211525	LEROUX, MARTHINUS	UB refund for account: 16365	264.36
11/14/2025	00001	211526	LIFE INSURANCE COMPANY OF NORTH AME	LIFE & DISABILITY NOVEMBER 2025	4,046.04
11/14/2025	00001	211527	LISA MALLOZZI	FLC LEGISLATIVE POLICY COMMITTEE MTGS	1,387.78
11/14/2025	00001	211528	MARINA CARBY	FACILITY RENTAL REFUND - MARINA CARBY	80.00
11/14/2025	00001	211529	MARINA CARBY	SECURITY DEPOSIT REFUND - MARINA CARBY	250.00
11/14/2025	00001	211530	MARK YOUNG	SECURTY DEPOSIT REFUND - MARK YOUNG	50.00
11/14/2025	00001	211531	MARK YOUNG	SECURITY DEPOSIT REFUND - MARK YOUNG	50.00
11/14/2025	00001	211532	MBI ELECTRIC	INSTALLED OUTLETS IN KITCHEN	736.50
11/14/2025	00001	211533	MONTALVO, NICOLE & RANDY	UB refund for account: 51083	116.33
11/14/2025	00001	211534	MUNDO CONSTRUCTION	41 LF OF 6' HEIGHT PVC PRIVACY FENCE	3,490.00
11/14/2025	00001	211535	O'REILLY AUTOMOTIVE STORES, INC	BRAKE PADS # 9382	1,999.22
11/14/2025	00001	211536	OCCUPATIONAL HEALTH CTRS OF SW P.A.	RAPID E-CUP AND PRE-EMPLOYMENT SERVICE -	328.00
11/14/2025	00001	211537	ON THE SPOT SOLUTIONS LLC	ONCE A MONTH DEEP CLEANING OF POOL & TEN	250.00
11/14/2025	00001	211538	OTIS ELEVATOR COMPANY	HYDRAULIC ELEVATOR	440.00
11/14/2025	00001	211539	PAN, AILI	UB refund for account: 55071	304.53
11/14/2025	00001	211540	PAT'S PUMP & BLOWER	CYLINDER # 9419	3,461.54
11/14/2025	00001	211541	PEREZ, LUIS O	UB refund for account: 28872	9.06
11/14/2025	00001	211542	PINES FORD LINCOLN MERCURY	SENSOR KIT # 9382	540.71
11/14/2025	00001	211543	PROJECT PERCH	PERCHES AND OWL SIGN	600.00
11/14/2025	00001	211544	QUADIENT LEASING USA, INC	POSTAGE METER MACHINE LEASE	204.45
11/14/2025	00001	211545	RAY E. WILLIAMS, INC.	FIRE STATION CORD REEL REPLACEMENT	450.00
11/14/2025	00001	211546	RECHTIEN INTERNATIONAL TRUCKS	SENSOR # 9385	1,005.82
11/14/2025	00001	211547	RUBINA SULTANA	SECURITY DEPOSIT REFUND - RUBINA SULTANA	50.00
11/14/2025	00001	211548	SAIN KIIM	SECURITY DEPOSIT REFUND - SAIN KIIM	50.00
11/14/2025	00001	211549	SHI INTERNATIONAL CORP.	SENTINELONE EDR & EPP	9,208.23
11/14/2025	00001	211550	SHRIEVE CHEMICAL COMPANY LLC	SULPHURIC ACID 93%	24,975.98
11/14/2025	00001	211551	SHYLA MARTINEZ	SECURITY DEPOIT REFUND - SHYLA MARTINEZ	250.00

Check Date	Bank	Check	Vendor Name	Description	Amount
11/14/2025	00001	211552	SIAN KIIM	SECURITY DEPOSIT REFUND - SIAN KIIM	50.00
11/14/2025	00001	211553	SILVERSTEIN, JEFFREY & JOANNE	UB refund for account: 30333	248.99
11/14/2025	00001	211554	SOUTHEASTERN WASTEWATER EQUIP	PUMP REPLACEMENT	2,877.84
11/14/2025	00001	211555	STAR CLEANING USA, INC.	MONTHLY STREET SWEEPING- PARKING LOT SWI	2,880.00
11/14/2025	00001	211556	TEXAS LIFE INSURANCE COMPANY	NOVEMBER 2025	1,026.16
11/14/2025	00001	211557	THE AMUSEMENT SOURCE LLC	BUNNY PETTING ZOO	500.00
11/14/2025	00001	211558	THE AMUSEMENT SOURCE LLC	BARNYARD PETTING ZOO	650.00
11/14/2025	00001	211559	TRANE U.S. INC	AC FILTERS (36)	147.00
11/14/2025	00001	211560	TRINOVA - FLORIDA	SERVICE ON CHEMICAL FEED PUMPS	1,885.00
11/14/2025	00001	211561	ULINE	BLK TRASH	3,150.30
11/14/2025	00001	211562	UNITED HEALTHCARE	MED SUPP NOVEMBER 2025	5,293.87
11/14/2025	00001	211563	UNITED HEALTHCARE	MED SUPP NOVEMBER 2025	1,588.80
11/14/2025	00001	211564	USA AUTO GLASS, INC.	WINDSHIELD TINT # 7362	345.00
11/14/2025	00001	211565	VELEZ, GUSTAVO & DAOUDI, NOURA	UB refund for account: 48916	157.33
11/14/2025	00001	211566	VERMONT SYSTEMS, INC.	PARKS AND RECREATION SOFTWARE	19,540.81
11/14/2025	00001	211567	VERONICA SINCLAIR	SECURITY DEPOSIT REFUND - VERONICA SINCL	250.00
11/14/2025	00001	211568	WELLS, JOHN	UB refund for account: 05078	115.60
11/14/2025	00001	211569	WEMAKEFOOTBALLERS	SECURITY DEPOSIT REFUND AND CANCELLATIO	115.00
11/14/2025	00001	211570	WITT O BRIENS LLC	ARPA   PROFESSIONAL SERVICES - FEDERAL A	12,537.50
11/14/2025	00001	211571	WM RECYCLE AMERICA, LLC	NET BALANCE DUE FOR RECYCLING - OCTOBER	22,186.76
11/18/2025	00001	211572	ALEXANDER FERMAN	SECURITY DEPOSIT REFUND - ALEXANDER FERM	50.00
11/18/2025	00001	211573	AMERICAN WATER CHEMICALS INC.	MEGAFLUX FE	3,975.00
11/18/2025	00001	211574	ANA UPEGUI	SECURITY DEPOSIT REFUND - ANA UPEGUI	50.00
11/18/2025	00001	211575	AT&T	831-001-2341-559 TELEPHONE 10/01/2025 -	1,436.12
11/18/2025	00001	211576	AT&T	SERVICE 11/09/2025 - 12/08/2025	214.00
11/18/2025	00001	211577	BURKHARD'S TRACTOR & EQUIPMENT, INC	TRIMMER, BLOWER AND BATTERY	605.98
11/18/2025	00001	211578	DARREN KAHANYSHYN	VACATION BUYOUT	3,156.96
11/18/2025	00001	211579	DENNIS JAMES WILLIAMS	VACATION BUYOUT	976.23
11/18/2025	00001	211580	DUVAL FORD	2025 FORD F350 UTILITY BODY PICKUP TRUCK	79,314.00
11/18/2025	00001	211581	FLORIDA LEAGUE OF CITIES	FLORIDA LEAGUE OF CITIES ANNUAL MEMBERSH	6,121.00
11/18/2025	00001	211582	GABRIEL CAMEJO	SECURITY DEPOSIT REFUND - GABRIEL CAMEJO	50.00
11/18/2025	00001	211583	GOMEZ & SON FENCE CORP.	RE-INSTALLATION OF 6' HIGH ROLL GATE - B	2,750.00
11/18/2025	00001	211584	HD SUPPLY FACILITIES MAINTENANCE, L	PURELL AND SOAP	388.04
11/18/2025	00001	211585	IVANA LEVINSON	SECURITY DEPOSIT REFUND - IVANA LEVINSON	250.00
11/18/2025	00001	211586	J&J INC, D/B/A EAGLE PAINTING	SHFCCSC PUMP HOUSE & DUMPSTER ENCLOSUF	1,613.48
11/18/2025	00001	211587	POLYDYNE, INC.	CLARIFLOC SE-1385C POLYMER 2300 LB TOTE	8,740.00
11/18/2025	00001	211588	QUENTIN T WILLIAMS	VACATION BUYOUT	2,389.05
11/18/2025	00001	211589	ROBERT MILIAN	VACATION BUYOUT	1,384.17
11/18/2025	00001	211590	SIAN KIIM	SECURITY DEPOSIT REFUND - SIAN KIIM	50.00
11/20/2025	00001	1307(A)	ADVANCED ENVIRONMENTAL LABORATORIE	TESTING SERVICES	4,187.00
11/20/2025	00001	1308(A)	BROWARD COUNTY SHERIFF'S OFFICE	FUEL OCTOBER 2025	5,550,190.50
11/20/2025	00001	1309(A)	CITY ELECTRIC SUPPLY COMPANY	WAX, GEL, FUSE, ETC.	817.56
11/20/2025	00001	1310(A)	EWING IRRIGATION PRODUCTS INC	PRC 40LB EASY MOUND	698.31
11/20/2025	00001	1311(A)	FLORIDA TECHNICAL CONSULTANTS, LLC	CAPITAL IMPROVEMENT PROJECT MAPPING SUP	15,000.00
11/20/2025	00001	1312(A)	INVOICE CLOUD	SERVICE PERIOD 10/01/2025 - 10/31/2025	130.00
11/20/2025	00001	1313(A)	LAAS 88 LLC	REFLECTIVE MAXMETAL SIGN	3,613.00
11/20/2025	00001	1314(A)	LEHMAN PIPE AND PLUMBING SUPPLY INC	BRASS	991.56
11/20/2025	00001	1315(A)	MILLER LEGG & ASSOCIATES, INC.	PROJECT FOR PARKS AND RECREATION MASTER	13,715.00
11/20/2025	00001	1316(A)	TOSHIBA AMERICA BUSINESS SOLUTIONS	ALLOWANCE 11/01/2025 - 11/30/2025 BUILD	425.63
11/20/2025	00001	1317(A)	W. W. GRAINGER, INC	ROLLING LADDER	6,428.45
11/20/2025	00001	1318(A)	WESCO TURF INC.	COUPLER	390.98

00001 TOTALS:

Total of 489 Checks:  
Less 3 Void Checks:

9,128,754.97  
11,465.56

Check Date	Bank	Check	Vendor Name	Description	Amount
Total of 486 Disbursements:					9,117,289.41
Bank 00002 TD BANK					
10/01/2025	00002	1358(E)	TD BANK	5 cases of toilet paper	5,414.39
10/01/2025	00002	1359(E)	TD BANK	building supplies	9,271.02
10/01/2025	00002	1360(E)	TD BANK	bldg supplies	119,174.32
10/01/2025	00002	1361(E)	TD BANK	wire	3,180.95
10/01/2025	00002	1362(E)	TD BANK	decorations	13,390.80
10/01/2025	00002	1363(E)	TD BANK	Zoom Monthly	1,716.18
10/01/2025	00002	1364(E)	TD BANK	mailing passports with tracking	5,063.96
10/01/2025	00002	1365(E)	TD BANK	nrpa conference	4,477.64
10/01/2025	00002	1366(E)	TD BANK	Docking Station	336,322.02
10/01/2025	00002	1367(E)	TD BANK	chess pieces	5,267.81
10/01/2025	00002	1368(E)	TD BANK	supplies	4,644.53
10/01/2025	00002	1369(E)	TD BANK	return postage	1,745.91
11/24/2025	00002	1370(E)	TD BANK	custodial supplies	11,392.27
11/24/2025	00002	1371(E)	TD BANK	rat traps	3,489.41
11/24/2025	00002	1372(E)	TD BANK	Pest Controls Services - September	94,646.99
11/24/2025	00002	1373(E)	TD BANK	AMAZON	7,297.89
11/24/2025	00002	1374(E)	TD BANK	office supplies	4,708.19
11/24/2025	00002	1375(E)	TD BANK	mailing passports with tracking	1,556.99
11/24/2025	00002	1376(E)	TD BANK	Food/Dessert for Cooper Academy- 9/29/25	5,983.77
11/24/2025	00002	1377(E)	TD BANK	Repair Kits	37,058.85
11/24/2025	00002	1378(E)	TD BANK	Office Renovation Furniture	8,068.79
11/24/2025	00002	1379(E)	TD BANK	mop refill	5,269.80
11/24/2025	00002	1380(E)	TD BANK	supplies	4,123.82
11/24/2025	00002	1381(E)	TD BANK	packing for return	2,340.58
00002 TOTALS:					
Total of 24 Checks:					695,606.88
Less 0 Void Checks:					0.00
Total of 24 Disbursements:					695,606.88
REPORT TOTALS:					
Total of 513 Checks:					9,824,361.85
Less 3 Void Checks:					11,465.56
Total of 510 Disbursements:					9,812,896.29