







CITY OF  
**Cooper City**  
 Alternative 1

-  District 1
-  District 2
-  District 3
-  District 4



Alternative 1	2023 Population	% of City	Deviation From Average
District 1	8,683	24.95	-0.20%
District 2	9,125	26.22	4.88%
District 3	8,275	23.78	-4.89%
District 4	8,718	25.05	0.20%
<b>Total</b>	<b>34,801</b>	<b>100</b>	<b>10.17%</b>
<b>Average</b>	<b>8,700</b>	<b>25</b>	<b>2.54%</b>