





CITY OF
Cooper City
 Alternative 3

-  District 1
-  District 2
-  District 3
-  District 4



Alternative 3	2023 Population	% of City	Deviation From Average
District 1	8,424	24.21	-3.18%
District 2	8,680	24.94	-0.23%
District 3	8,790	25.26	1.03%
District 4	8,907	25.59	2.38%
Total	34,801	100	6.82%
Average	8,700	25	1.70%