

# **CONFIRE 911 Call Processing Time Analysis**

## **July 2024**



# July 2024

## Contents

Call Answering Time from Primary PSAP .....	2
Emergency Call Processing.....	3
<i>EMS Call Processing</i> .....	3
Fire/Rescue Related Calls.....	6

## Figures

Figure 1: Visual display of elements captured in the analysis of call processing times at CONFIRE communications center.....	2
Figure 2: CONFIE PSAP 911 Call Pickup Times for Primary PSAP Transfers per ECaTS Reporting System.....	3
Figure 3: EMS Call Pickup to First Unit Assigned. Includes all Emergency Call Types, and Calls With and Without Determinant Codes.....	4
Figure 4: EMS Call Pickup to Queue. Includes all Emergency Call Types, and Calls with and Without Determinant Codes.....	4
Figure 5: EMS Queue to First Unit Assigned. Includes all Emergency Call Types, and Calls with and Without Determinant Codes.....	5
Figure 6: EMS Call Pickup to First Unit Assigned by EMD Determinant Code.....	5
Figure 7: Fire/Rescue Call Pickup to First Unit Assigned.....	6
Figure 8: Fire/Rescue Call Pickup to Queue.....	6
Figure 9: Fire/Rescue Queue to First Unit Assigned.....	7

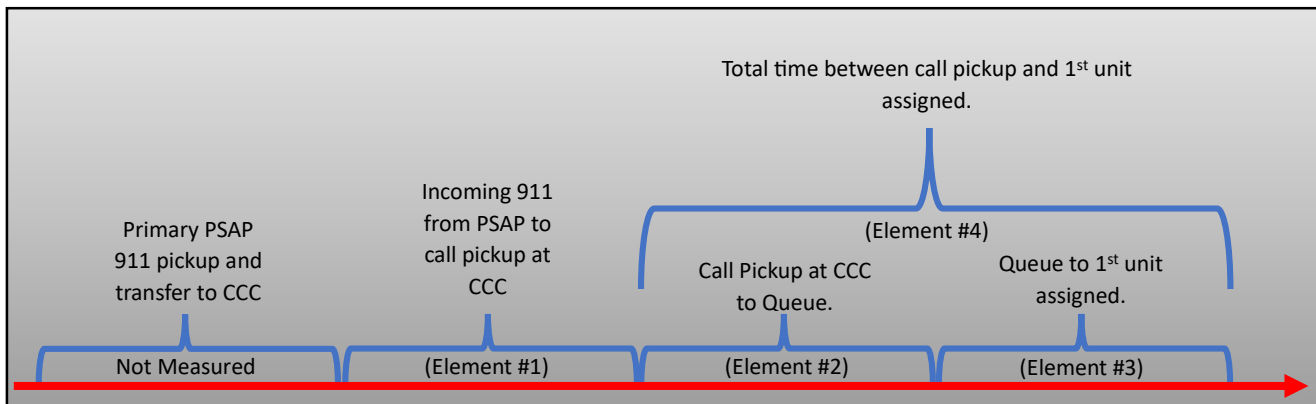
# CONFIRE Emergency Call Processing Times.

July 2024

The following analysis covers four key elements of call processing times by CONFIRE Communications Center (CCC):

1. The time interval between the alert of an incoming 911 call from a primary PSAP and when the call is answered by a CCC dispatcher.
2. The time interval between when an emergency 911 call is answered by a CCC dispatcher to the time where it is entered into queue.
3. The time interval between when an emergency 911 call is entered into queue to the time when the first responding unit is alerted and assigned to call.
4. The total time interval between when an emergency 911 call is answered by a CCC dispatcher to the time when the first responding unit is alerted and assigned to the call.

*Figure 1: Visual display of elements captured in the analysis of call processing times at CONFIRE communications center.*

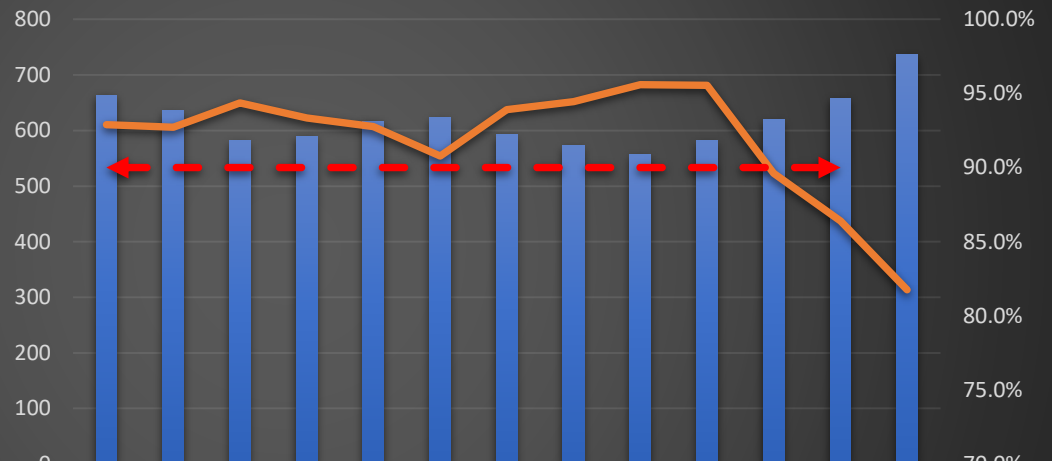


## Call Answering Time from Primary PSAP

CONFIRE receives 911 calls from multiple law enforcement agencies' primary Public Safety Answering Points (PSAPs). As a secondary PSAP, CONFIRE has set a goal of answering incoming 911 calls from primary PSAPs in 10 seconds or less on 90% of the calls. Because the incoming 911 calls are not recorded in CONFIRE's CAD until after the call pickup time, the interval from first ring to call pickup must be measured from another source. CONFIRE uses a reporting software called Emergency Call Tracking System (ECaTS) to capture this data and uses it to measure performance benchmarks and quality control. This data was used to illustrate the call volumes and 911 answering times shown in Figure 2.

Figure 2: CONFIRE PSAP 911 Call Pickup Times for Primary PSAP Transfers per ECaTS Reporting System.

## CONFIRE Incoming 911 Call Volume and Pickup Times July 2023 to July 2024 (10 sec. or less answer time)



	Jul-23	Aug-23	Sep-23	Oct-23	Nov-23	Dec-23	Jan-24	Feb-24	Mar-24	Apr-24	May-24	Jun-24	Jul-24
<span style="color: blue;">█</span> Average Calls per 24-hr Period	664	636	582	590	617	624	593	573	557	582	619	658	737
<span style="color: orange;">—</span> % of Calls Picked up in Target Time (10 sec. or less)	92.9%	92.7%	94.4%	93.4%	92.8%	90.8%	93.9%	94.4%	95.6%	95.5%	89.6%	86.4%	81.8%
<span style="color: red;">↔</span> 90% Target													

### Emergency Call Processing

Once the call is answered by CCC dispatchers, all call activity is captured in CONFIRE’s CAD server. The following table illustrates multiple elements of the call processing continuum in terms of call volume and call processing times for various call types. For the purposes of this analysis, only calls that meet the definition of “emergency” per NFPA 1221 and CONFIRE Administrative Chiefs’ directive are included in the calculations. Because of the nuances of both Fire and EMS related call types, the following sections analyze the call processing elements separately.

#### *EMS Call Processing*

EMS Calls include all CAD problem codes that reference a medical emergency, trauma, or traffic collisions.

Figure 3: EMS Call Pickup to First Unit Assigned. Includes all Emergency Call Types, and Calls With and Without Determinant Codes.

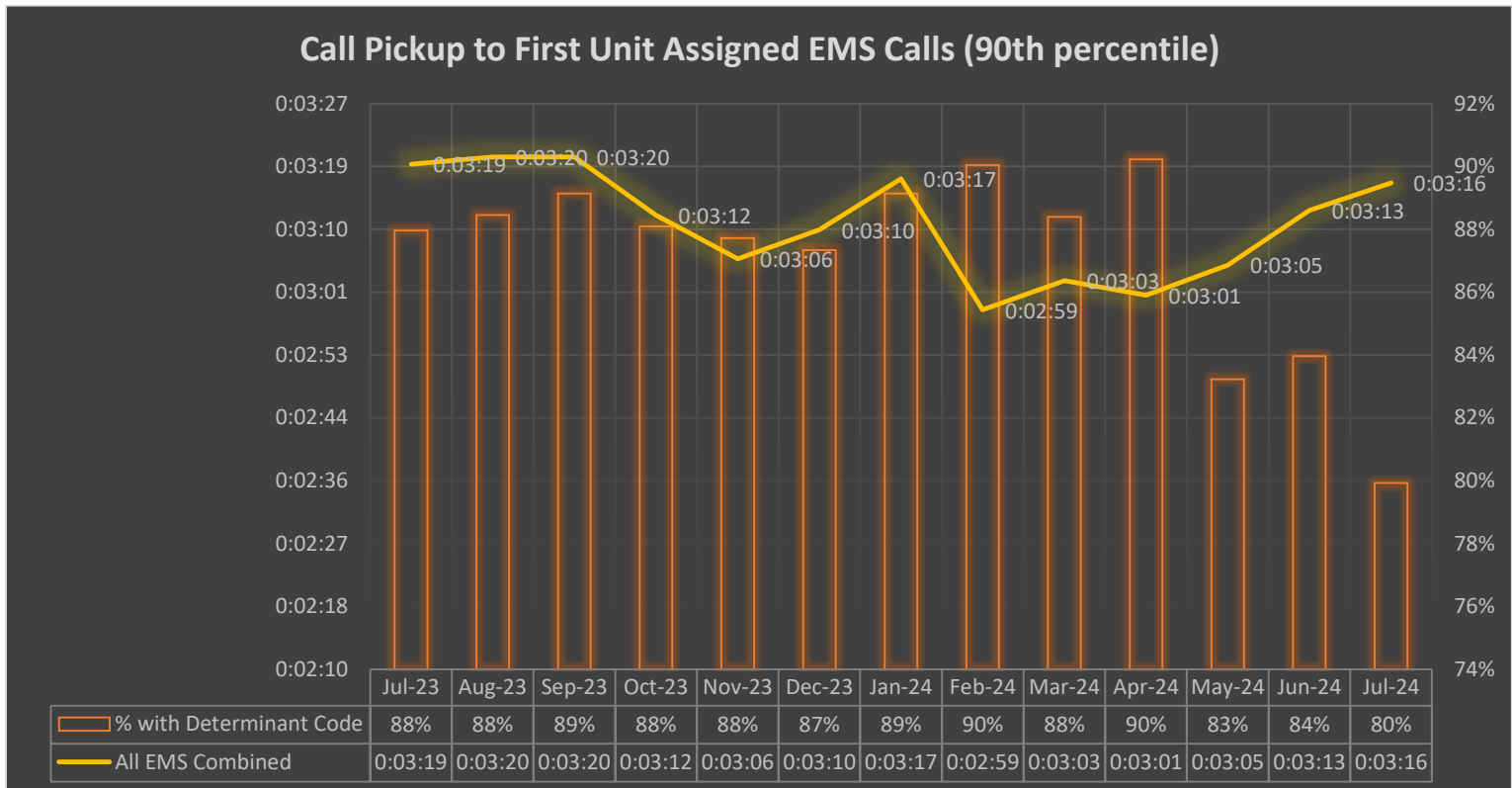


Figure 4: EMS Call Pickup to Queue. Includes all Emergency Call Types, and Calls with and Without Determinant Codes.

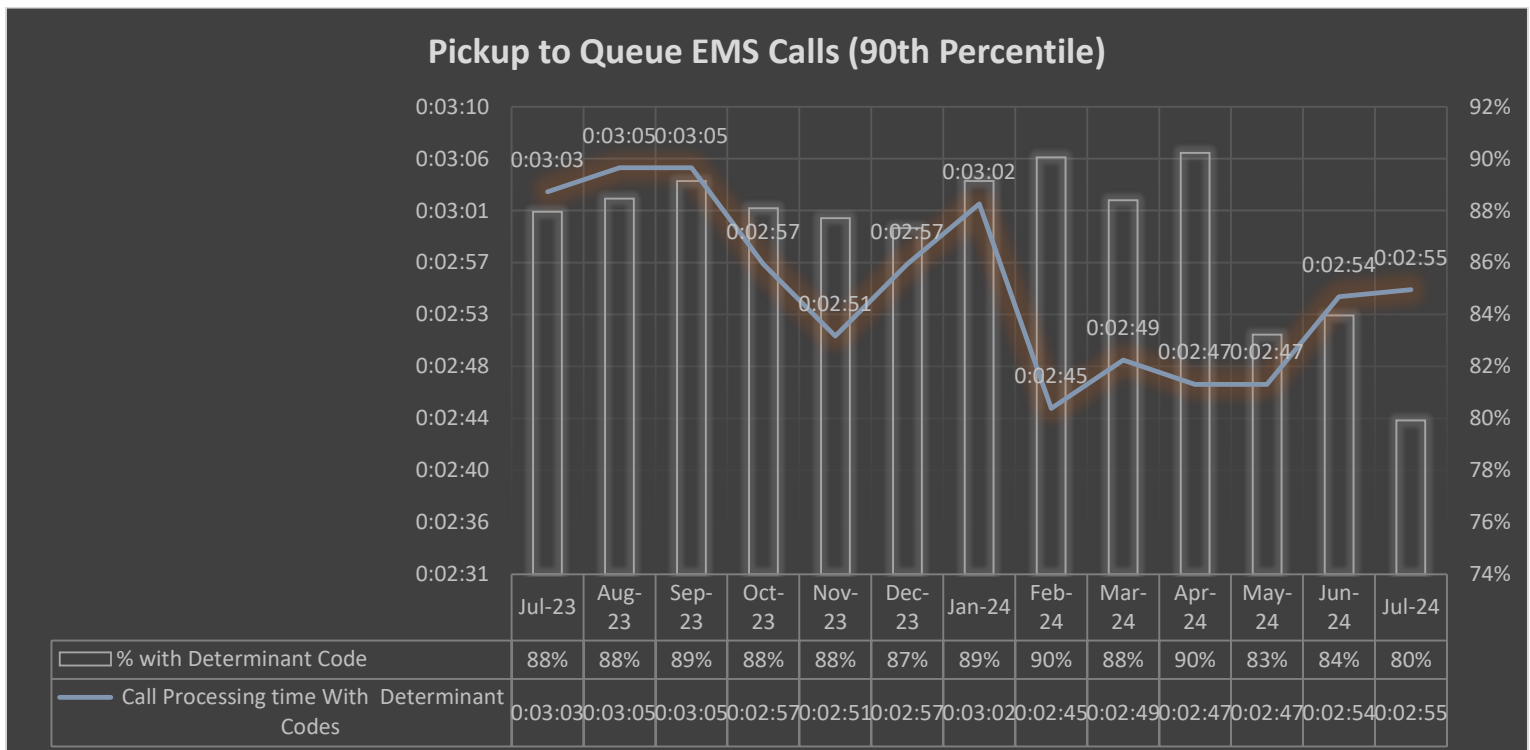


Figure 5: EMS Queue to First Unit Assigned. Includes all Emergency Call Types, and Calls with and Without Determinant Codes.

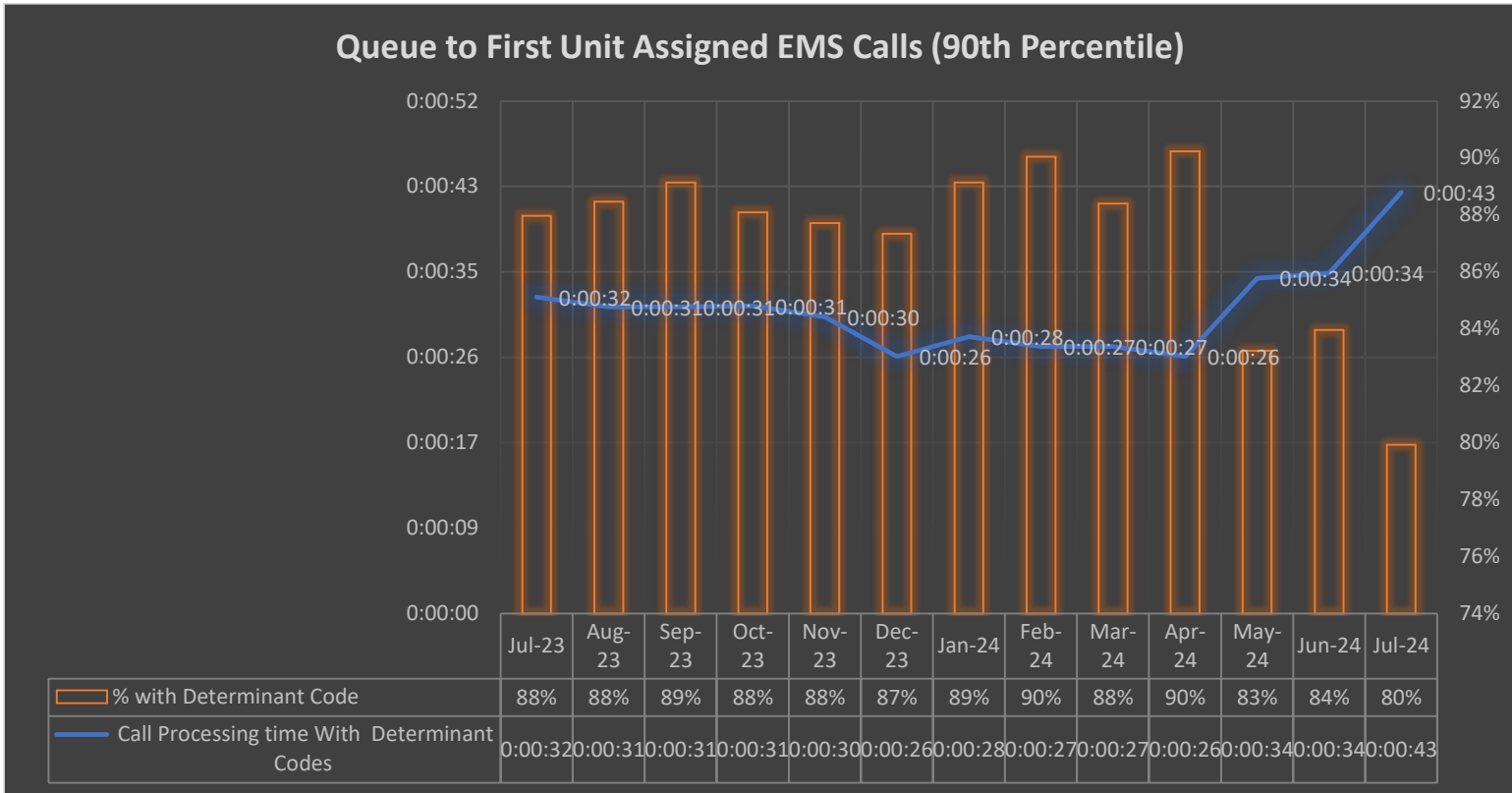
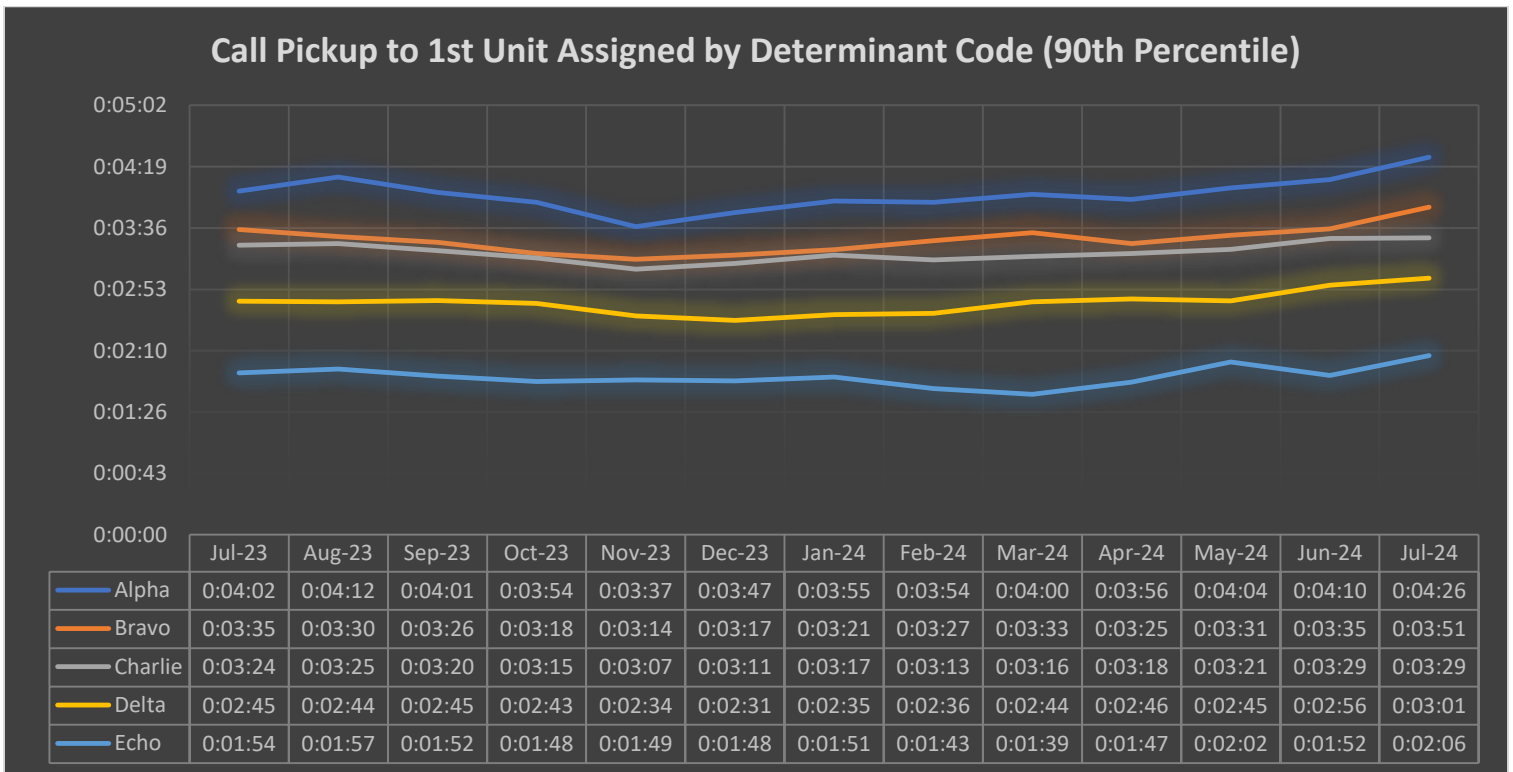


Figure 6: EMS Call Pickup to First Unit Assigned by EMD Determinant Code.



## Fire/Rescue Related Calls

Fire/Rescue related calls include all CAD problem codes that reference specific fire types as well as technical rescue and Haz-mat calls.

Figure 7: Fire/Rescue Call Pickup to First Unit Assigned.

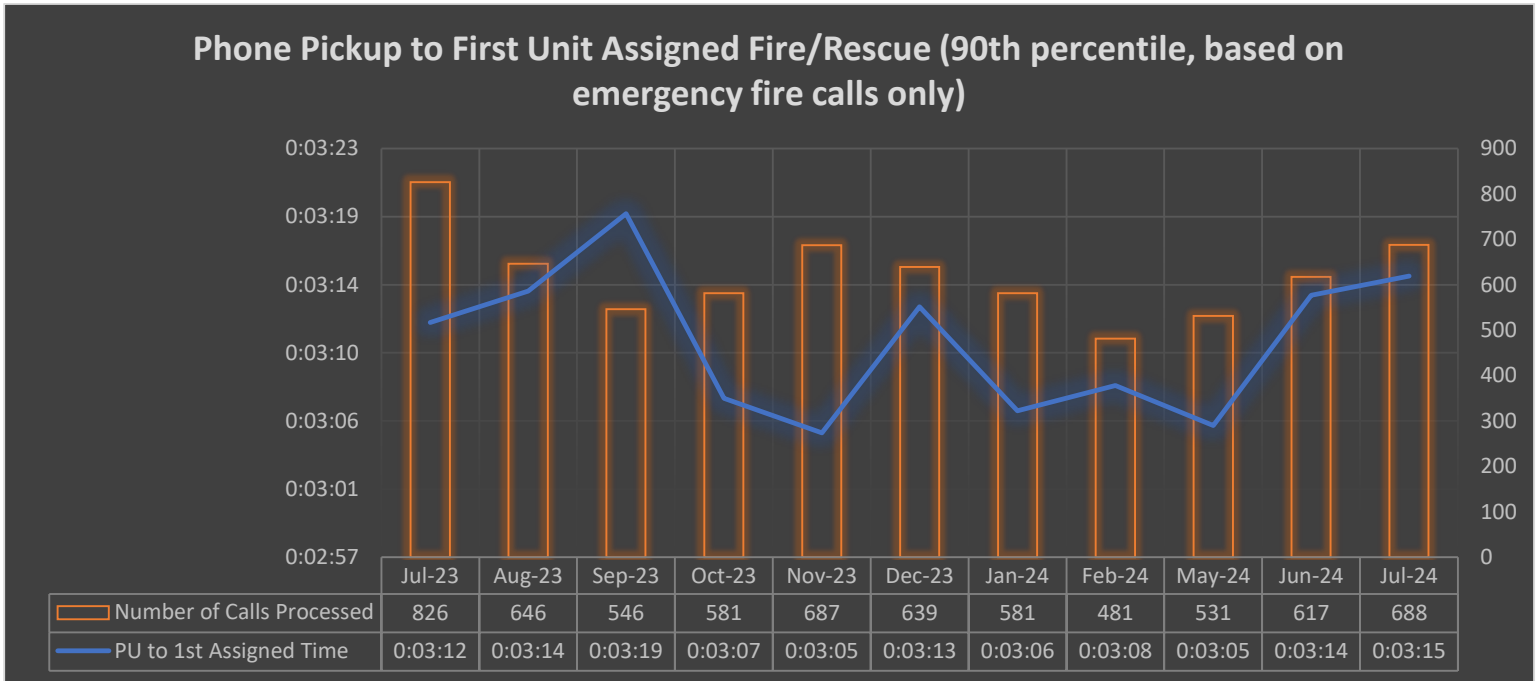


Figure 8: Fire/Rescue Call Pickup to Queue.

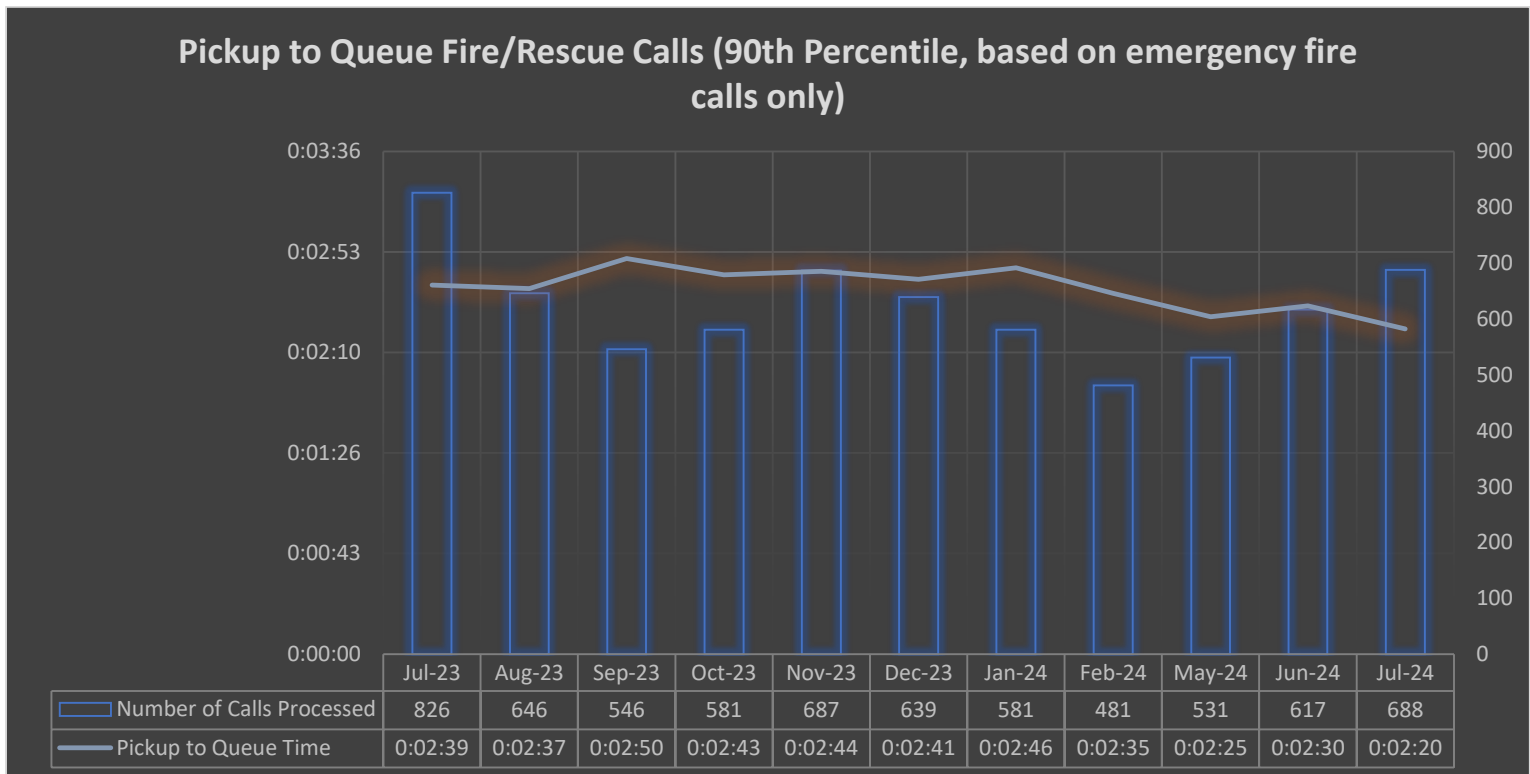


Figure 9: Fire/Rescue Queue to First Unit Assigned.

