



Park Planet
 a Division of Park Associates, Inc.
 415 Elm Street
 Red Bluff CA 96080

Quote# Q24-3294
 CD Semple Park - City of Colusa

Bill To:

City of Colusa
 425 Webster Street
 Colusa CA 95932
 United States

Quote Date: 07/19/2024
Quote Expires: 08/18/2024

Terms: Net 30dys / Shipment

Quote Total: \$277,109.05

Contact Name	Contact Phone	Contact Email	Sales Rep	Sales Rep Email
Accounts Payable	+15304584740	accounting@cityofcolusa.com	Kyle Knox	kyle@parkplanet.com

Description	Vendor	Qty	Rate	Amount
CD SEMPLE PARK - PLAYGROUND EQUIPMENT OPTION 2				
PR-R5 Custom Round 5 Steel Play System..SN: R50C7B25A	Playcraft Systems, Inc	1	\$76,712.00	\$76,712.00
PR-R5 Custom Round 5 Steel Play System..SN: R50389D1A	Playcraft Systems, Inc	1	\$3,096.00	\$3,096.00
A2-2120 8ft Arch Swing Bay (2 Seat)	Playcraft Systems, Inc	1	\$4,031.00	\$4,031.00
A2-313010 Belt Seat	Playcraft Systems, Inc	4	\$181.00	\$724.00
A2-2120-AB 8ft Arch Swing Bay (2 Seat) Additional Swing Bay	Playcraft Systems, Inc	1	\$2,540.00	\$2,540.00
A2-1347 PC 1347 Astro Rider	Playcraft Systems, Inc	1	\$1,799.00	\$1,799.00
CMAS DISCOUNT				
CMAS Discount CMAS Discount - Vendor ID: 4-16-78-0038E-Sup 3:	CMAS	1	(\$9,210.00)	(\$9,210.00)
SHIPPING				
PlayCraft Freight Playcraft Freight **PlayCraft shipping pallet dimensions can reach upwards of 4'W x 8'H x 18'L and will be delivered on a 53' dry-van WITHOUT a liftgate. Offloading is the CUSTOMER'S responsibility and is NOT included in shipping costs. (2) Forklifts or (1) Forklift with extended forks and a capacity of greater than 5,000lbs will be required to offload the pallet(s). Please discuss offloading options with an Park Planet representative PRIOR to placing an order.	Playcraft Systems, Inc	1	\$3,286.00	\$3,286.00



Park Planet
 a Division of Park Associates, Inc.
 415 Elm Street
 Red Bluff CA 96080

Quote# Q24-3294
 CD Semple Park - City of Colusa

Description	Vendor	Qty	Rate	Amount
INSTALLATION & PiP SURFACING				
Installation by Park Associates Inc. CA - Lic# 959805 DIR# PW-LR-1000423561 Wage Rate: Prevailing Installation assumes normal digging conditions with standard bobcat & auger. Bobcat & concrete truck access required.				
Install - CA Supply & Install 2,990sqft of Compacted Base Rock @ Approx. 6" Depth Security Fencing	Ryan Shaw Construction	1	\$57,857.00	\$57,857.00
Install - CA Installation of Playcraft Equipment Receive & Offload Equipment	Ryan Shaw Construction	1	\$48,571.00	\$48,571.00
Install - CA Provide & Install 2,990sqft of IPEMA Certified PLACRAFT Poured in Place Safety Surfacing 3.75" Depth (8' CFH) 50/50 Standard/Black Aromatic Urethane Binder Base & Borders by Others	TotTurf - Robertson Industries, Inc	2,990	\$30.00	\$89,700.00
CMAS DISCOUNT				
CMAS Discount CMAS Discount - Vendor ID: 4-16-78-0038E-Sup 3:	CMAS	1	(\$8,970.00)	(\$8,970.00)

EXCLUSIONS

IF APPLICABLE:

1. Park Planet installers are not signatory to any unions and will not sign any PLA for the installation of the playground or special playground surfacing. The following supply and/or installation estimates do not include signing a PLA or paying any union labor or fees. All of the labor quoted herein will need to be excluded from a PLA agreement and union labor requirement waived by the purchasing agency, owner or District.

2. Skilled & Trained Workforce: If this project is a Lease Lease-Back, or Design-Build Project, or a contract that triggers the Skilled and Trained Workforce requirements for a Public Works project, please contact Park Planet immediately. The Following estimate for equipment and/or labor does NOT include such compliance. Park Planet and their subcontractors will NOT comply with Skilled and Trained Workforce labor and reporting. Park Planet's portion of work (and our subcontractor's work) will need to fall within an exception or waiver to the Skilled and Trained Workforce requirements or our estimate will not be valid.



Park Planet
 a Division of Park Associates, Inc.
 415 Elm Street
 Red Bluff CA 96080

Quote# Q24-3294
 CD Semple Park - City of Colusa

Description	Vendor	Qty	Rate	Amount
-------------	--------	-----	------	--------

EXCLUSIONS

- Location/Marking of utility, plumbing and irrigation lines
- Dumpster for trash and packaging materials
- Storage of equipment
- Moving equipment from storage site to construction site
- Site preparation not specifically stated
- Drainage Consideration
- Inspections, material testing, or applicable permits and fees
- Removal of obstacles in access route
- Landscape/Hardscape repair based on access route
- Cleaning of structure(s) is excluded unless otherwise stated
- Site security
- Bonding or Special Insurance - fees may apply if required

By signing below, you acknowledge and agree to our Contract; Exclusions, Conditions & Payment Terms, which are to be included in, and supersede any additional contracts or sub-contract agreements made separately based on this "Estimate". Unless otherwise specified above we Exclude Responsibility for: additional mobilizations due to delays or layout conflicts, conditions unforeseen and/or not disclosed at time of estimate, repairing unmarked underground utilities and pipes. Site Conditions Prior to Installation: Grades; stable, compacted, & workable (rough grade to be taken + or - one tenth of one inch), adequate access to work site provided for workmen, materials, tools & equipment. Quote assumes all labor to be completed without interruption.

Subtotal	\$270,136.00
Tax Total (%)	\$6,973.05
Total	\$277,109.05



Park Planet
a Division of Park Associates, Inc.
415 Elm Street
Red Bluff CA 96080

Quote# Q24-3294
CD Semple Park - City of Colusa

A PURCHASE ORDER OR SIGNED CHANGE ORDER MUST BE RECEIVED BEFORE ADDITIONAL EQUIPMENT, INSTALLATION, OR SERVICES CAN PROCEED. IF PAYING BY CREDIT CARD, A SURCHARGE WILL BE ASSESSED ON PAYMENT AMOUNT FOR 3.5% VISA/MC OR 5% AMEX.

Printed Name: _____ Title: _____

Authorized Signature: _____ Date: _____

**Purchasing agent who is authorized to enter into binding agreement for quoted entity.

**By signing this quote, I have read and agree to the quote Terms & Conditions listed below, on the following page.



Park Planet
a Division of Park Associates, Inc.
415 Elm Street
Red Bluff CA 96080

Quote# Q24-3294
CD Semple Park - City of Colusa

TERMS & CONDITIONS

1. General Notes Assembly, Installation and Offloading NOT included unless otherwise noted.
Payment and Performance bonds, Builder's Risk and special insurance NOT included unless stated and quoted.
Customer responsible for quantities and model numbers. Revised quote needed if quantities revised.
2. Payment / Ordering Credit terms specific to each customer. See terms in upper right corner of Park Planet quotes..
Purchase orders or purchase contracts are needed to order. If none available, a signed Park Planet quote may be used in lieu of a formal PO.
All past due accounts subject to 1 ½ % monthly finance charge. In the event legal action is required to effect collection, venue shall be Red Bluff, CA.
3. Shipping / Unloading Shipped by Common Carrier – Customer will need 2 to 4 people to unload. Liftgate NOT included unless quoted. Items will be boxed and / or stretch wrapped to pallets and customer is responsible for offloading. Delivery Drivers do NOT unload.
IMPORTANT: Customer is responsible for receiving and checking quantities and condition at time of delivery Please note any shortages or damages on delivery copy.
Notwithstanding anything to the contrary in any Contract Documents, Customer understands that estimated shipment times for materials are an estimate only.
We have no control over shipment dates. We thus make no guarantee to Owner or Customer regarding the projected shipment dates for materials and shall not be liable for any loss caused by the timing of shipments.
4. Engineered Wood Fiber
Customer to provide access for Engineered Wood Fiber delivery with tractor truck and 53' trailer.
Compaction of the Engineered Wood Fiber is NOT included in the installation cost, if desired, please request an updated proposal.
5. General Notes for Purchased Installation
Installation does NOT include ground preparation, excavation, safety surfacing, and/or safety surfacing borders, prep work, flat work, grading, rerouting of water, electric, drainage or sprinkler lines unless otherwise noted in the proposal.
Demo of existing equipment or safety surfacing is NOT included unless otherwise stated in the proposal.
ROCK CLAUSE: Pricing is based on normal soil conditions which would allow an auger on a tractor to dig footings. If rocks/boulders interfere with the progress of the excavation, additional fees may apply.
ACCESS CLAUSE: Installation based on clear access to area. Crane service is NOT included. Customer to provide access for bobcat to work area, bobcat will be provided by the installer. Minimum access shall be 7' wide and 7' high. If adequate access is not provided additional charges may apply and repairs to landscape and irrigation may be required. Customer is responsible for any repairs to landscape if proper access is not provided.
UTILITY CLAUSE: Unless stated in writing in the quote proposal, installation does not include marking of utilities by Dig Alert or other similar entities. Customer can, however, call Dig Alert directly. Dig Alert CANNOT locate any private lines, PVC or plastic water lines. Installation does NOT include repair or relocating any underground utilities, such as drainage, irrigation, live water lines, main low voltage lines, gas, electrical, communication, or sewer etc.
Customers responsibility to provide locations of any utilities prior to commencement of work.
Customer is responsible for all landscape repairs such as, but not limited to damaged trees, bushes, lawn, curbing, sidewalks and/or asphalt paving caused by materials truck and/or 2ton bobcat needed to complete project.
6. Temporary Fencing
Security guards and/or temporary fencing to prevent injuries, vandalism and/or accidental damage to install area or to the rubberized surface while it sets is NOT included unless noted on quote. If desired, the installers can put up caution tape, but Temporary Fencing is recommended. Although the fencing, if provided, is intended to provide this security, the overall security of the property is ultimately the responsibility of customer. We are not responsible for any vandalism or injuries even with the provision of the fencing.
7. ADA Access
Play Equipment MUST be installed over an impact absorbing surface such as ADA compliant Engineered Wood Fiber or Rubber Surfacing. If not quoted, please call for details.
This area is NOT ADA compliant without the installation of compliant surfacing and an accessible route up to and into the playground area. Please call for details.
8. Poured in Place Rubber Surfacing
Rubber Surfacing cannot be installed during extreme weather conditions and may not be installed if rain or frost is forecasted during 48-72 hr. cure time. 24 Hour Manned Security is NOT included in Park Planet quotes.
9. Shade Shelters (non DSA)
Shade Shelter installation price EXCLUDES – unless otherwise stated in this quote engineering, drawings, calculations, permits, permit submittal, site plans, special inspections, soil reports, impact fees, special assessment fees. Customer is responsible for any and all of these items if required by the City/County.
PLEASE NOTE: Shade Orders are NOT released into production until permit is issued!
Shade Shelter installation price EXCLUDES concrete pad, footings, masonry columns, electrical wiring and lights unless otherwise noted.
10. Shade Shelters (DSA)
Fabrication cannot begin until AFTER DSA approval by your architect
DSA in-plant Welding Inspector to be hired by the School District. Welding Inspector fee has NOT been quoted.
School District / Architect responsible for submission of plans to DSA for DSA approval
Pricing does NOT include footings, steel cages, anchor bolts, or erecting of shade shelter unless otherwise noted.
11. Prevailing Wages – assumed and quoted unless specifically excluded due to private works.
Park Planet does not meet the Skilled & Trained Workforce Requirements and will not participate in same. Park Planet will not sign any PLA's for Union Work and is not signatory to any unions.
12. Indemnity Provision
Notwithstanding anything to the contrary in any Contract Documents we shall have no duty to defend or indemnify Owner, Customer, or any other party we agree to defend or indemnify in any Contract Documents for that portion of any claim arising out of the comparative fault of any party we agree to defend or indemnify in any Contract Documents.

C.D. SEMPLE PARK - OPTION 1

TOP VIEW

ADA ACCESSIBILITY GUIDELINES - ADAAG CONFORMANCE

ELEVATED	ACCESSIBLE	RAMP ACCESSIBLE	GROUND	TYPES
9	9/5	4/0	12/3	4/3
CHILD CAPACITY	98	MAX FALL HEIGHT	84	

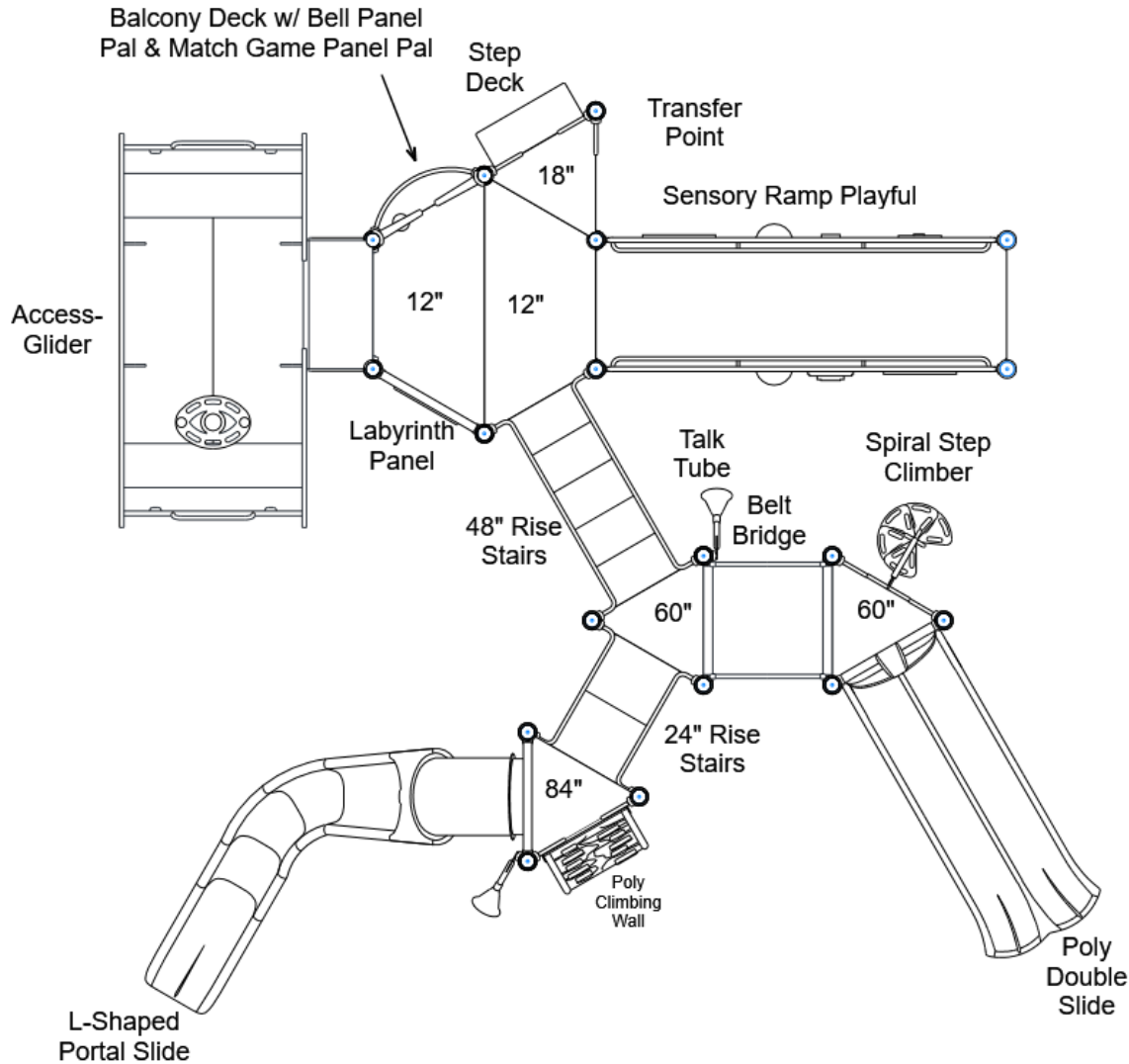


FOR KIDS
AGES
5-12

GENERAL NOTES

This conceptual plan is based on information provided prior to construction. Detailed site information, including the following, should be obtained, evaluated, and utilized in the final project design. Exact site dimensions, topography, existing utilities, soil conditions and drainage solutions.

WARNING: Accessible safety surfacing material is required beneath and around this equipment that has a critical height value (Fall Height) appropriate for the highest accessible part of this equipment. Refer to the CPSC'S Handbook For Public Playground Safety, Section 4: Surfacing.



STRUCTURE # R50C7B25A
PROJECT # PPT24AB71DB-1
DATE 7/19/2024

Park Planet

MIN. USE ZONE 41' x 40' (12.367m x 12.183m)



C.D. SEMPLE PARK - OPTION 1

TOP VIEW

ADA ACCESSIBILITY GUIDELINES - ADAAG CONFORMANCE

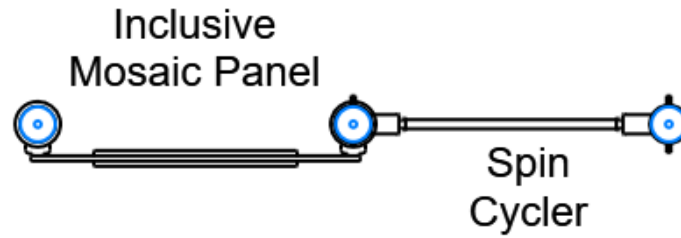
ELEVATED	ACCESSIBLE	RAMP ACCESSIBLE	GROUND	TYPES
0	0/0	0/0	2/0	2/0
CHILD CAPACITY	4	MAX FALL HEIGHT	0	



GENERAL NOTES

This conceptual plan is based on information provided prior to construction. Detailed site information, including the following, should be obtained, evaluated, and utilized in the final project design. Exact site dimensions, topography, existing utilities, soil conditions and drainage solutions.

WARNING: Accessible safety surfacing material is required beneath and around this equipment that has a critical height value (Fall Height) appropriate for the highest accessible part of this equipment. Refer to the CPSC'S Handbook For Public Playground Safety, Section 4: Surfacing.



STRUCTURE # R50389D1A
PROJECT # PPT24AB71DB-1
DATE 7/19/2024

Park Planet
MIN. USE ZONE 0' x 0' (0m x 0m)



C.D. SEMPLE PARK - OPTION 1

TOP VIEW

ADA ACCESSIBILITY GUIDELINES - ADAAG CONFORMANCE

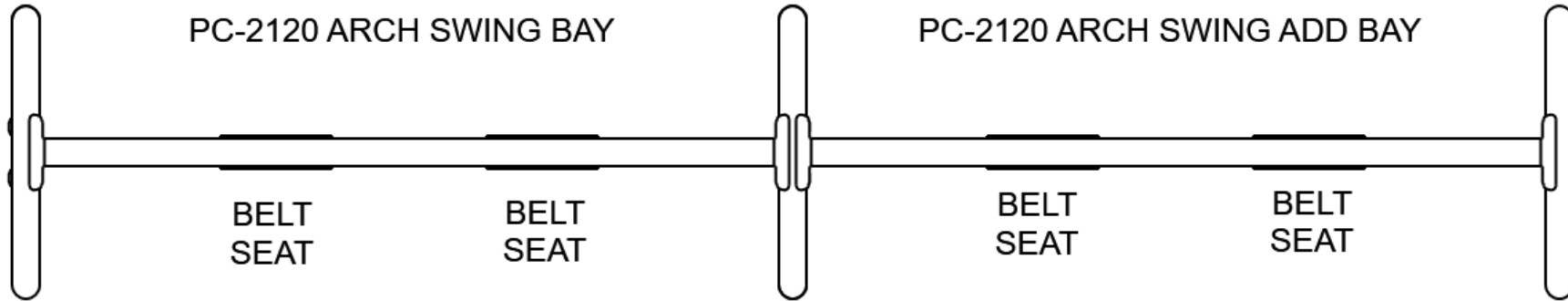
ELEVATED	ACCESSIBLE	RAMP ACCESSIBLE	GROUND	TYPES
0	0/0	0/0	4/0	1/0
CHILD CAPACITY	4	MAX FALL HEIGHT	96	

FOR KIDS
AGES
5-12

GENERAL NOTES

This conceptual plan is based on information provided prior to construction. Detailed site information, including the following, should be obtained, evaluated, and utilized in the final project design. Exact site dimensions, topography, existing utilities, soil conditions and drainage solutions.

WARNING: Accessible safety surfacing material is required beneath and around this equipment that has a critical height value (Fall Height) appropriate for the highest accessible part of this equipment. Refer to the CPSC'S Handbook For Public Playground Safety, Section 4: Surfacing.



STRUCTURE # FREPC2120
PROJECT # PPT24AB71DB-1
DATE 7/19/2024

Park Planet

MIN. USE ZONE 36' x 30' (10.911m x 9.144m)



C.D. SEMPLE PARK - OPTION 1

TOP VIEW

ADA ACCESSIBILITY GUIDELINES - ADAAG CONFORMANCE

ELEVATED	ACCESSIBLE	RAMP ACCESSIBLE	GROUND	TYPES
0	0/0	0/0	1/0	1/0
CHILD CAPACITY	1	MAX FALL HEIGHT	24	

FOR KIDS
AGES
5-12

GENERAL NOTES

This conceptual plan is based on information provided prior to construction. Detailed site information, including the following, should be obtained, evaluated, and utilized in the final project design. Exact site dimensions, topography, existing utilities, soil conditions and drainage solutions.

WARNING: Accessible safety surfacing material is required beneath and around this equipment that has a critical height value (Fall Height) appropriate for the highest accessible part of this equipment. Refer to the CPSC'S Handbook For Public Playground Safety, Section 4: Surfacing.



PC 1347
Astro
Rider

STRUCTURE # FREPC1347
PROJECT # PPT24AB71DB-1
DATE 7/19/2024

Park Planet

MIN. USE ZONE 14' x 16' (4.173m x 4.851m)



C.D. SEMPLE PARK - OPTION 1

SITE PLAN

ADA ACCESSIBILITY GUIDELINES - ADAAG CONFORMANCE

ELEVATED	ACCESSIBLE	RAMP ACCESSIBLE	GROUND	TYPES
9	9/5	4/0	19/0	4/0



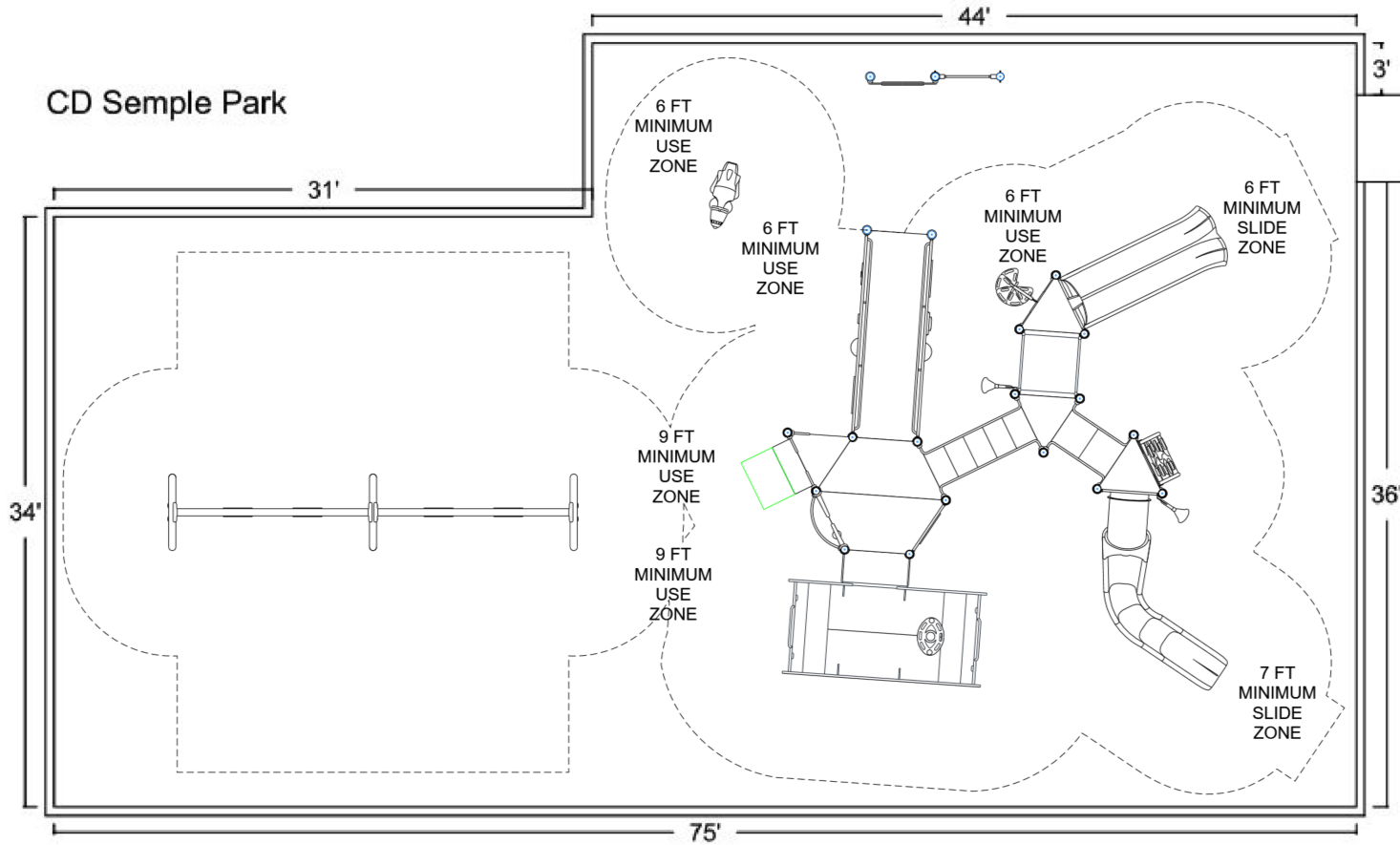
FOR KIDS
AGES
5-12

GENERAL NOTES

This Preliminary Site Plan is based on measurements that were provided in the initial planning phase. All dimensions must be verified prior to the submission of a purchase order. Playcraft Systems will not be held responsible for any discrepancies between actual dimensions and dimensions submitted in the planning phase.

The Minimum Use Zone for a play structure is based on the product design at the time of proposal. Components and structure designs may be subject to change which may affect dimensions. Therefore, before preparing the site, we strongly recommend obtaining final drawings from the factory (available after the order is placed and included in the Assembly Manual).

WARNING: Accessible safety surfacing material is required beneath and around this equipment that has a critical height value (Fall Height) appropriate for the highest accessible part of this equipment. Refer to the CPSC'S Handbook For Public Playground Safety, Section 4: Surfacing.



ADA Access Point

PROJECT # PPT24AB71DB-1
DATE 7/19/2024

Park Planet

MIN. USE ZONE 77' x 43' (23.266m x 13.005m)



C.D. SEMPLE PARK - OPTION 1
SW VIEW

R5

FOR KIDS
AGES
5-12




STRUCTURE # R50C7B25A
PROJECT # PPT24AB71DB-1
DATE 7/19/2024

C.D. SEMPLE PARK - OPTION 1
NE VIEW

R5

FOR KIDS
AGES
5-12

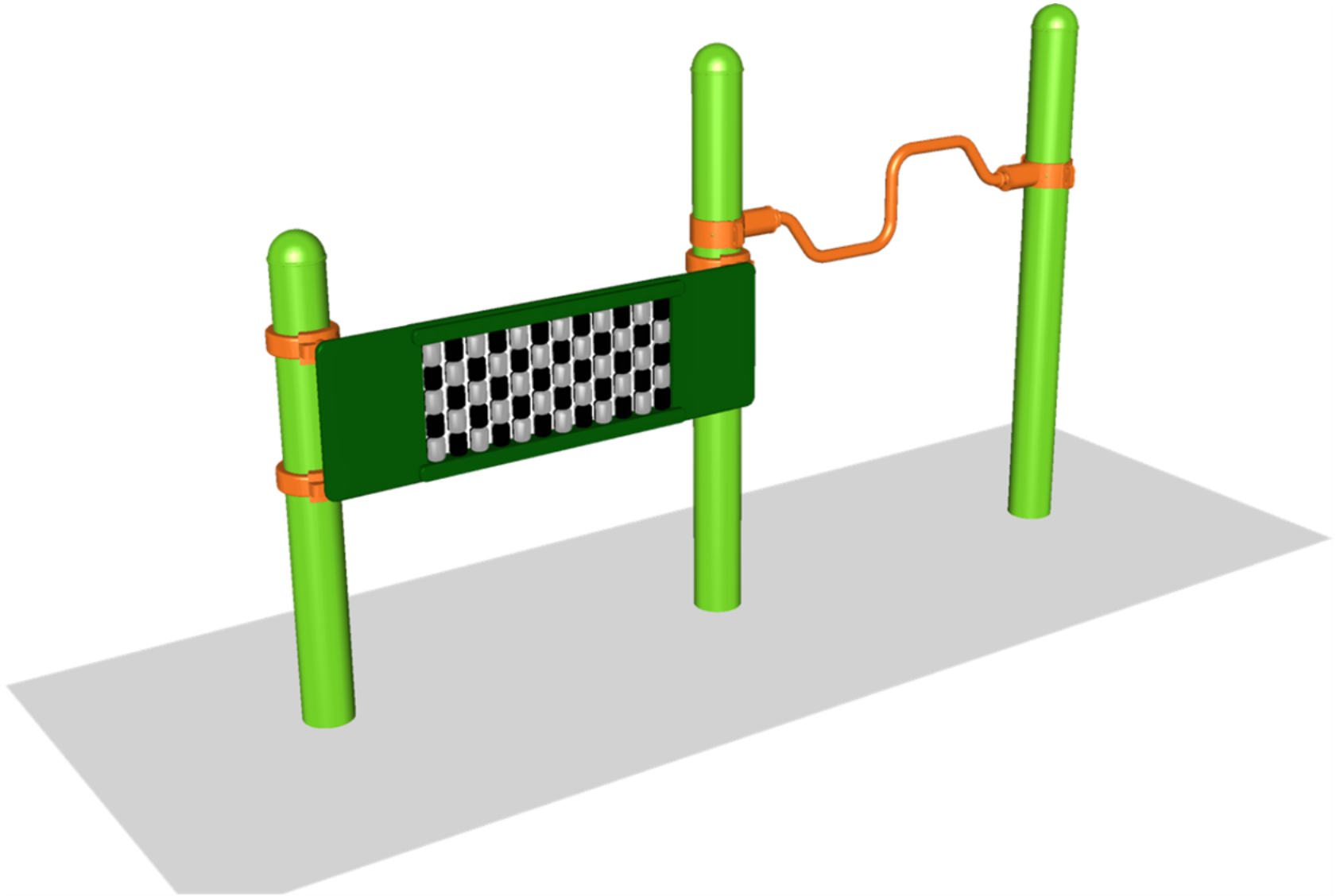


STRUCTURE # R50C7B25A
PROJECT # PPT24AB71DB-1
DATE 7/19/2024

C.D. SEMPLE PARK - OPTION 1
SW VIEW

R5

FOR KIDS
AGES
5-12

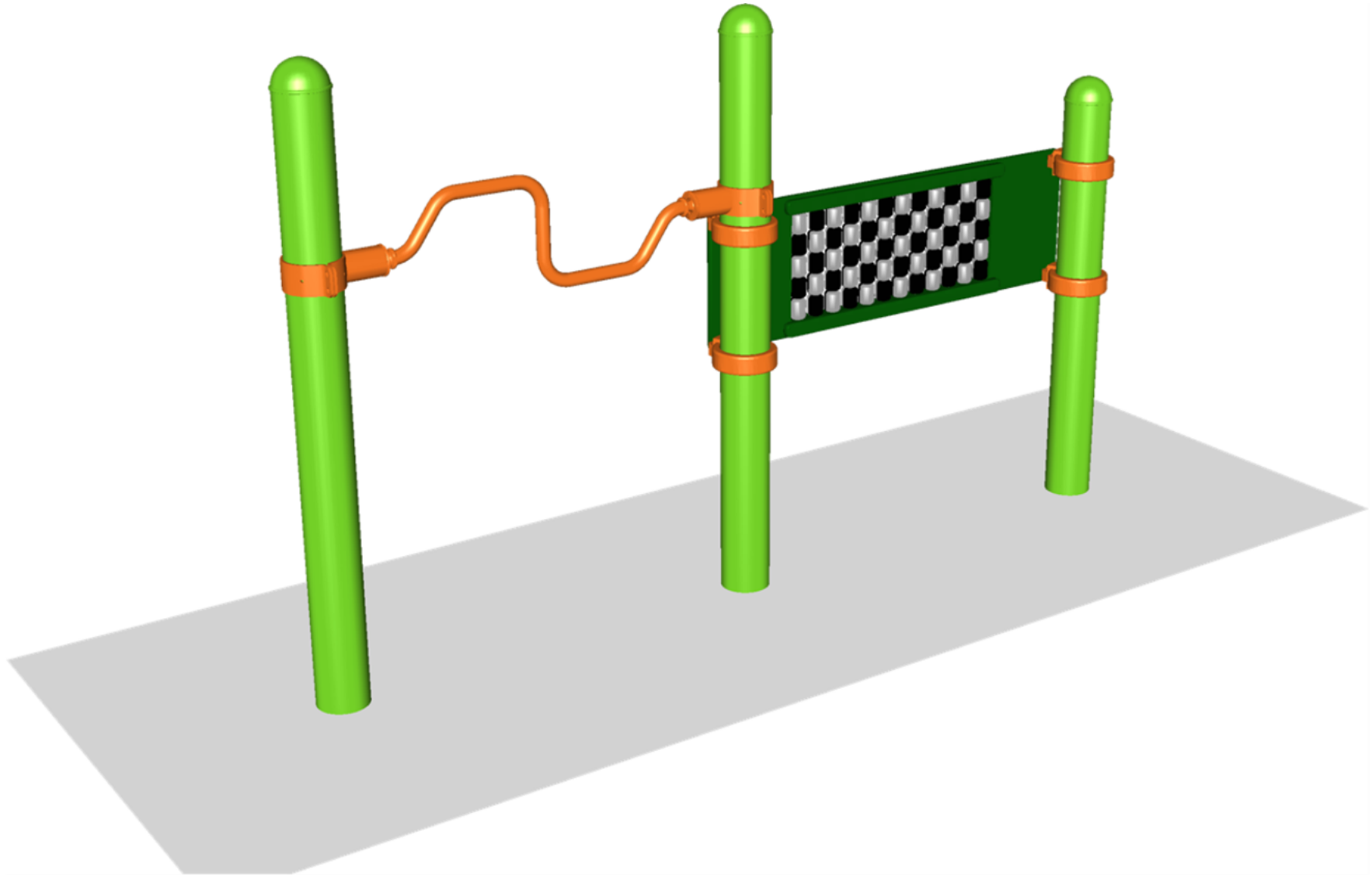


STRUCTURE # R50389D1A
PROJECT # PPT24AB71DB-1
DATE 7/19/2024

C.D. SEMPLE PARK - OPTION 1
NE VIEW

R5

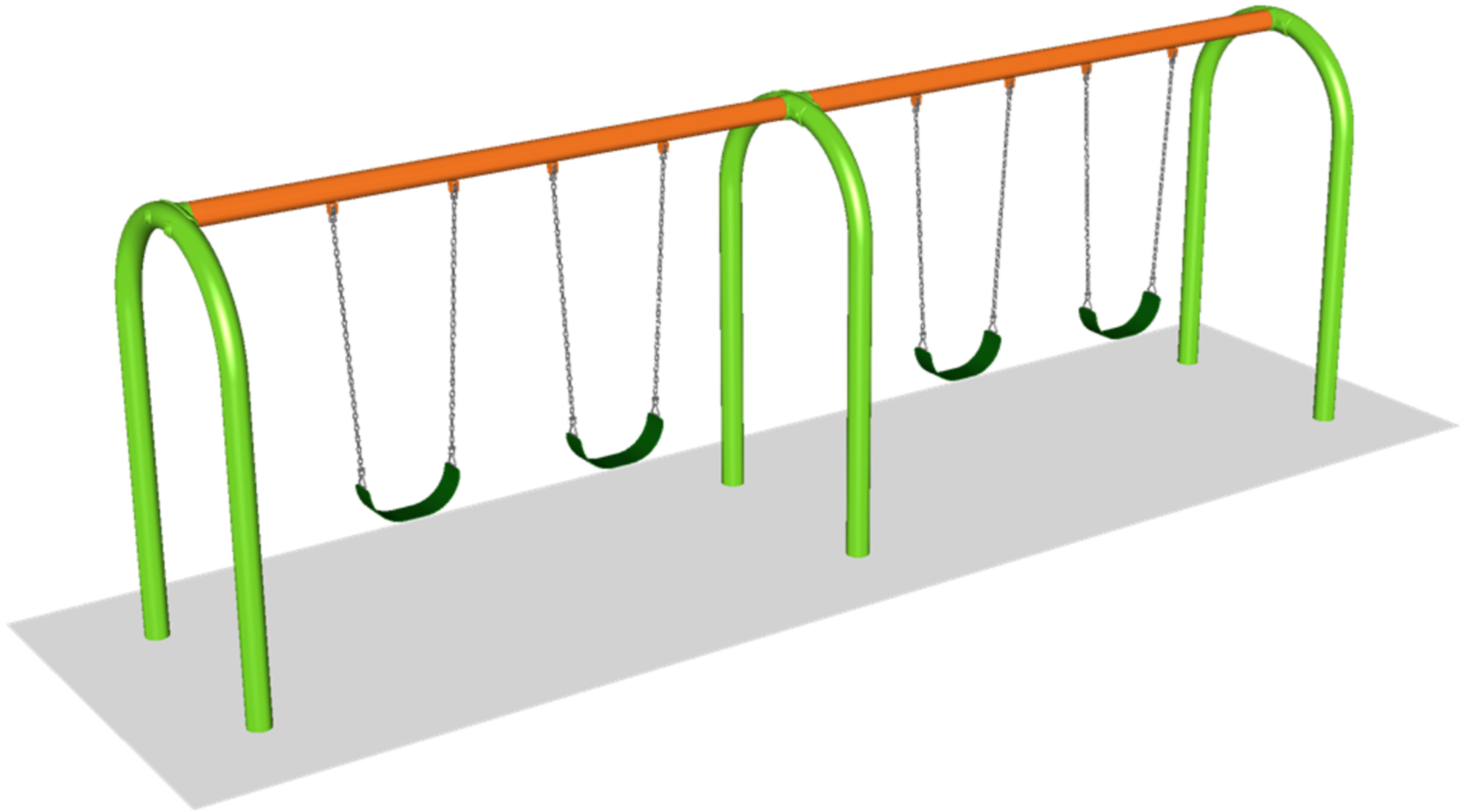
FOR KIDS
AGES
5-12



STRUCTURE # R50389D1A
PROJECT # PPT24AB71DB-1
DATE 7/19/2024

C.D. SEMPLE PARK - OPTION 1
SW VIEW

FOR KIDS
AGES
5-12




STRUCTURE # FREPC2120
PROJECT # PPT24AB71DB-1
DATE 7/19/2024



C.D. SEMPLE PARK - OPTION 1
SW VIEW

FOR KIDS
AGES
5-12



STRUCTURE # FREPC1347
PROJECT # PPT24AB71DB-1
DATE 7/19/2024

C.D. SEMPLE PARK - OPTION 1

Project # PPT24AB71DB-1

Date 7/19/2024

Item / Part Number	Description	Qty
[R50C7B25A]		
HS-1004-R	Collars	51
GF-7002	Dome Cap, R5	18
S-1007-R5-07ft	Post, 07ft R5	2
S-1008-R5-08ft	Post, 08ft R5	2
S-1009-R5-09ft	Post, 09ft R5	5
S-1012-R5-12ft	Post, 12ft R5	4
S-1013-R5-13ft	Post, 13ft R5	2
S-1014-R5-14ft	Post, 14ft R5	3
S-1102-R5	Tri-Deck	4
S-1106-R5	Hex Deck, Half (4 Post)	2
S-1109-R5	Balcony Deck	1
S-1202-R5	Step Deck, 18in	1
S-1206-24R45	ADA Stairs, 24in Rise w/ Walls	1
S-1206-48R5	ADA Stairs, 48in Rise w/ Walls	1
S-1208-SRP	Sensory Ramp 144in (Ground, Playful, Inc.)	1
S-1234-5R	Climber, Spiral Step 54-60in	1
S-1248-7	Climber, Poly Climbing Wall 78-84in	1
S-1306-R5	Double Slide SitDown Hood	1
S-1309-2-R5	Half Walls (Pair) R5	1
S-1309-R5	Transfer Point (Half Wall - Right)	1
S-1310-R5	Transition Wall	1
S-1504-R5	Bridge, Belt (45in)	1
S-1634-R5	Labyrinth Panel	1
S-1661-R5	Panel Pal, Bell	1
S-1668-R5	Panel Pal, Match Game	1
S-1702-5R5	Slide, Double 60in	1
S-1709-7L-LLS	Slide, Portal 84in (L-L-S, Left)	1
S-1910-R5	Talk Tube (Post Mounted, Right)	2
S-1975-R5	Access-Glider	1
[R50389D1A]		
HS-1004-R	Collars	4
GF-7002	Dome Cap, R5	3
S-1007-R5-07ft	Post, 07ft R5	1
S-1008-R5-08ft	Post, 08ft R5	2
S-1686-R5	Inclusive Panel, Mosaic (Ground)	1
S-1933-R5	Spin Cycler	1

C.D. SEMPLE PARK - OPTION 1

Item / Part Number	Description	Qty
FREPC2120		
A2-2120	PC 2120-8ft Arch Swing Bay (2 Seat)	1
A2-2120-AB	PC 2120-8ft Arch Swing Bay (2 Seat) AB	1
A2-313010	Belt Seat	4
FREPC1347		
A2-1347	PC 1347 Astro Rider	1