

**Columbus Board of Health Meeting Minutes
June 23, 2021**

Presiding: Rajinder Chhokar-MD
Attending Board Members: James Lopez-DDS, Devica Alappan-MD, Sylvester McRae, MD, Crystal Farley (City Mgr Office), Richard Bishop (Mayor Office)
Not Present: Yasmin Cathright
Others Present: Beverley Townsend-MD, Asante' Hilts, Gwen Cunningham, Tori Endres, Pam Kirkland, Kimberly Fuller, Kristi Ludy, Brandi Nelson, Patrick Peck, Peggy Hallmark

In keeping with CDC/GDPH COVID-19 Community Mitigation Recommendations, this board of health meeting was held by conference call. All reports were emailed to all board members. Attendees verified by roll call.

| Agenda Topic | Discussion | Decision | Responsibility |
|----------------------------|---|---|----------------|
| Call to order | Dr. Chhokar called the meeting to order at 1:03 pm. Secretary completed roll call. | None | None |
| Approval of Minutes | Dr. Chhokar: <ul style="list-style-type: none"> • Acknowledged a quorum was present. Referred to minutes from the May meeting. With no questions or discussion from the members, Dr. Chhokar asked for a motion of approval. • Called for the Director's report. | Motion made by Dr. Lopez, seconded by Dr. McRae, and approved by all members present. | None |
| Director's Report | Dr. Townsend: <ul style="list-style-type: none"> • We are at the close out for our year end which is June 30th. Everyone is working to make sure we have everything in balance and in order for our annual audit. • We have been discussing the need for some morale booster for employees as they have worked hard through the pandemic, and we want to encourage them and show our appreciation. We so appreciate all the support from you, our board of health. | None | None |

**Columbus Board of Health Meeting Minutes
June 23, 2021**

| Agenda Topic | Discussion | Decision | Responsibility |
|-------------------------|--|--|----------------|
| Financial Report | <p>Gwen Cunningham:</p> <ul style="list-style-type: none"> Presented the financial overview, through the end of May 2021, with our original budget of \$5,915,206 shown on line one. We have had five revisions throughout the year and are currently working with a budget of \$6,252,208. Total expenses as of the end of May are \$5,831,951.08, which is 93% of the budget and 2% above target for eleven months of operations. Line 4 shows a comparison to expenses last year with an increase in spending of \$356,888.37. Line five shows our total fees and income at \$1,028,882.70. Lines 6 through 17 show line items for fees with a comparison to the same time last year. Line 18 shows an overall increase of \$36,444.83. Line 19 shows Admin Claiming Income with a decrease because of the delay in the state issuing funds. The following two pages detail all expenses and revenue by line item. Page 4 shows our current grants which fall under the lead county, and all are on target for eleven months of operation. <p>There were no questions.</p> | The Financial Report is attached and made a part of these minutes. | None |
| Excused Absences | Yasmin Cathright | None | None |
| Old Business | None | None | None |
| New Business | None | None | None |

**Columbus Board of Health Meeting Minutes
June 23, 2021**

| Agenda Topic | Discussion | Decision | Responsibility |
|-------------------------------|--|---|----------------|
| <p>Program Reports</p> | <p>Epidemiology COVID 19 Update - Brandi Nelson</p> <ul style="list-style-type: none"> Muscogee County total confirmed cases to date as of June 23rd is around 14,826. The weekly report is for the previous 14-day period from 6/5 to 6/18 and compared to the two-week period of 5/29 to 6/11. For the 6/14 week there were 45 confirmed cases per 100K and 37 cases per 100K on the 6/21 report. The 14-day positivity rate was 3.0% on the 6/14 report and 2.6% on 6/21, with the number probable cases being at 2,008, continuing to trend downward. Total hospitalizations are around 1,200 with 434 confirmed deaths. Looking at demographics, the 25-34 age group is impacted significantly with COVID; black Americans are affected disproportionately when compared to their counterparts. The UK variant is dominating in our region, however because our vaccination rate is low, the concern is that the Delta variant may become dominant. What we are doing is promoting vaccination in hope of getting more people vaccinated. <p>QUESTION: Dr. Alappan – Do you know how many cases of Delta variant are in Columbus?</p> <p>RESPONSE: Brandi Nelson – We do not have that specific information because the CDC changed how it is reported. It is not reported on an individual basis but is reported proportionately. However, on a call this week with the state Epi said that it was around 13 for the Delta variant in Georgia.</p> <p>QUESTION: Dr. Alappan – In Georgia, but you do not have the number for specifically for Columbus?</p> <p>RESPONSE: Brandi Nelson – No, we do not have that information.</p> | <p>Program reports are attached and made a part of these minutes.</p> | <p>None</p> |

**Columbus Board of Health Meeting Minutes
June 23, 2021**

| Agenda Topic | Discussion | Decision | Responsibility |
|---|---|----------|----------------|
| <p>Program Reports Continued</p> | <p>Epidemiology COVID 19 Update - Cont'd</p> <p>QUESTION: Dr. McRae - In determining one variant from another, we are told the Delta is the most recent. Are the hospitals able to distinguish what variant they are treating?</p> <p>RESPONSE: Brandi Nelson - We will not know that unless the hospitals submit their specimens through genomic sequencing. That information is received by the CDC. We go to the CDC website for the variant proportions and right now the Delta variant is determined to be a 0.4% of total Georgia cases.</p> <p>QUESTION: Dr. McRae - So are the hospitals reporting or not?</p> <p>RESPONSE: Brandi Nelson - We do not see what specific hospitals are submitting specimens.</p> <p>QUESTION: Dr. McRae - Seems we would want to know the variants in our community. Are you saying you may or may not get that information? And when can we get that information?</p> <p>RESPONSE: Brandi Nelson - We do get that information when it is submitted. GDPH is working on getting variant information by county, but at this point in time we do not have what variant is circulating in Columbus. As soon as that information is available, I will definitely report it.</p> <p>RESPONSE: Dr. Townsend - Some detailed information is not readily available to us. The hospitals must send specimens up for variant testing. That is not regular testing but genomic sequence testing at the GA Public Health Laboratory. If the hospitals do not request testing to identify the variant, then a particular variant may not show with routine testing. So far, they have not deciphered out</p> | | |

**Columbus Board of Health Meeting Minutes
June 23, 2021**

| Agenda Topic | Discussion | Decision | Responsibility |
|---|---|----------|----------------|
| <p>Program Reports Continued</p> | <p>Epidemiology COVID 19 Update – Cont’d</p> <p>the county or the percentage of variants in them. We do know it is in Georgia but every time a new variant comes up, we must be notified by the hospital or the people doing the testing. If anything comes up Brandi can share the information with the board of health but unfortunately, we do not have it right now. We are dependent on people reporting and correct information being reported, but I suspect with the COVID testing being available over the counter that we do not have a true number of cases. Neither do they test for variant. Those that are positive may not be reported unless there is hospitalization.</p> <p>RESPONSE: Dr. Chhokar – It is hard to understand how the news media can report where a variant is dominating, as if they know. What I am hearing it is hardly determined.</p> <p>RESPONSE: Dr. Townsend – We do need better collection and reporting of data that goes through GPHL, the CDC and the multiple agencies to be sure they coalesce to make sure their reporting system does what it needs to do.</p> <p>RESPONSE: Dr. McRae – I am Flabbergasted. We've got a killer out there and it seems to me that we would want the public to know the penetrant. Maybe some of those that have decided they don't need to be vaccinated will reconsider if they learn it is not just in California or other places, but actually here. It seems like we are nonchalantly approaching this – my impression may be wrong.</p> <p>RESPONSE: Brandi Nelson – GDPH and WCHD are working to make sure we increase genomic testing as Dr. Townsend said. It is a gap that we see, and we are doing our best to make sure we have that information as soon as possible.</p> | | |

**Columbus Board of Health Meeting Minutes
June 23, 2021**

| Agenda Topic | Discussion | Decision | Responsibility |
|---|--|----------|----------------|
| <p>Program Reports Continued</p> | <p>Epidemiology COVID 19 Update – Cont’d</p> <p>RESPONSE: Dr. Townsend – The least vaccinated are teens and 20s and they are the group that are succumbing to the variants. One of the issues, Dr. McRae, is that viruses continue to mutate, and it is hard to keep a handle on the changes.</p> <p>QUESTION: Dr. McRae - What approach are we taking to encourage the young people to get vaccinated? And what are we doing as a public health agency to promote better compliance of our hospital personnel to get vaccinated? Does that fall outside of our realm?</p> <p>RESPONSE: Dr. Townsend – It does fall outside our realm. Each hospital, each agency must promote from within. We educate in media, schools, and colleges – the Strike Team goes out to communities to make the vaccine accessible to the population. We do see some pushback, typically young people and parents of teens, to which the pediatricians can speak to, but we are going wherever we can and do educate and encourage. Asante’, please inform the board of some of the places the Strike Team goes and the many avenues we are using.</p> <p>QUESTION: Dr. McRae – Before Asante’ responds, what percentage of public health employees across the state are vaccinated?</p> <p>RESPONSE: Dr. Townsend – I do not know the percentage across the state. In all honesty, since the Governor put out his order, we cannot ask, nor can we require employees to get the vaccine in Public Health as a state agency.</p> | | |

**Columbus Board of Health Meeting Minutes
June 23, 2021**

| Agenda Topic | Discussion | Decision | Responsibility |
|---|--|----------|----------------|
| <p>Program Reports Continued</p> | <p>Epidemiology COVID 19 Update – Cont’d</p> <p>RESPONSE: Dr. McRae – I am very disturbed that for both hospitals 38-40% of employees are vaccinated. Piedmont was offering monetary incentive to employees to get vaccinated and I am told in the weeks/months to come their plan is to insist employees be vaccinated. It is almost embarrassing as a healthcare worker to have only 38-40% of staff utilize something that is proven to save lives.</p> <p>RESPONSE: Dr. Townsend – That is part of the hesitancy. I don't know whether the hospital system is affected by the Governor's decision. There are some hospitals in other states that have fired some for not getting vaccinated. I do know for us that we cannot force people to get the vaccine and we cannot offer incentives or lotteries for vaccination. Also, they have not found that incentives increase the vaccination rate. We cannot mandate in Public Health, nor can we go into GRITS to find whether a staff or any person has been vaccinated.</p> <p>QUESTION: Dr. McRae – Are we still in possession of the J&J vaccine and are we still utilizing them? If yes – what can we do to not waste?</p> <p>RESPONSE: Dr. Townsend – We do have it and we cannot avoid waste if people will not accept it. If one person walks in and wants the vaccine, we open a vial and if no one else comes in within the allotted time, then the remainder is wasted. We have had vaccine remaining after an event and literally run through the parking lot to offer it to people and then had them refuse. If we had a single dose vial it would be solved, but manufacturers are not going to do that.</p> | | |

**Columbus Board of Health Meeting Minutes
June 23, 2021**

| Agenda Topic | Discussion | Decision | Responsibility |
|---|---|----------|----------------|
| <p>Program Reports Continued</p> | <p>Epidemiology COVID 19 Update - Cont'd</p> <p>QUESTION: Dr. McRae - Can the state allow us to ship it to other countries?</p> <p>RESPONSE: Dr. Townsend - President Biden is doing that through the CDC. What we can and will do is give vaccine to private providers when they have the proper storage.</p> <p>QUESTION: Dr. Chhokar - You have to appreciate all the effort to educate and to encourage the people to get the vaccine. How many injections are in one vial?</p> <p>RESPONSE: Dr. Townsend - Moderna has 10 doses, Pfizer has 6, which requires dilution, and the Johnson & Johnson has 5.</p> <p>RESPONSE: Dr. Chhokar - We must have a way of convincing people in the 19-20, college age range who have said no they do not want it and that doubt the government's intention. We wish we could convince people more that the vaccine is lifesaving.</p> <p>Public Information - Pam Kirkland</p> <ul style="list-style-type: none"> • Press releases continue with weekly COVID-19 updates including number of cases, information on testing and vaccines schedules. We are focused more on vaccines rather than case numbers. Currently have about 57,000 people fully vaccinated and 65,000 have at least one dose; about 29% of the population vaccinated in Muscogee County. Releases also on vaccination sites, dates, times throughout the county and the district. | | |

**Columbus Board of Health Meeting Minutes
June 23, 2021**

| Agenda Topic | Discussion | Decision | Responsibility |
|---|--|---|----------------|
| <p>Program Reports Continued</p> | <p>Public Information – Cont'd</p> <ul style="list-style-type: none"> • Several interviews, television, radio, and newspaper with all pertaining to COVID-19 vaccines; vaccine hesitancy and awareness; HIV home test kits; webinars; Fatherhood Initiative and COVID-19 rapid test availability. • Social media campaigns covered COVID vaccine clinics; meningitis; vaccine requirements; mosquitoes Tip-N-Toss; and videos on You Tube. <p>Environmental Health – Kristi Ludy</p> <ul style="list-style-type: none"> • Referred to the EH report which was emailed to all board members. Pages 1 and 2 show a summary of EH activity for the month of May, which includes 63 routine inspections and 8 initial inspections. There was a total of 11 pools & spa inspections: 4 routine tourist accommodations, and 1 body art inspection. There were 27 animal to human exposure investigations, 1 animal only and 14 human & animal exposure investigations. Of these, 2 animals were tested for rabies, and none were positive. For Vector Control there were 25 complaints and 25 complaint investigations. Onsite Sewage and Well Water had 4 new system permits and 3 investigations. Details for food service inspections, tourist accommodations, pool & spas, for body art studios are all listed on pages 3 through 8 of the report. <p>There were no questions.</p> <p>Nursing Report – Kimberly Fuller</p> <ul style="list-style-type: none"> • Referred to the Nursing report emailed to board members and reported 7,346 initial visits, 2,079 return visits for a total of 9,425 visits from July 1 through May 31st. Last year for the same time, total visits were 8,956. | <p>Program reports are attached and made a part of these minutes.</p> | <p>None</p> |

**Columbus Board of Health Meeting Minutes
June 23, 2021**

| Agenda Topic | Discussion | Decision | Responsibility |
|------------------------|--|----------|----------------|
| Program Reports | <p>Nursing Report continued:</p> <ul style="list-style-type: none"> • Continued rapid test for first responders, drive thru COVID-19 vaccine clinics conducted Monday, Wednesday, and Friday from 9am – 12 pm at the health department. The Strike Team is vaccinating homebound patients here and across the district and CORE is vaccinating at many off campus community sites. We offer any remaining vaccine from the drive through clinic operation inside the health department in the afternoons. Recent average number of vaccines is between 25 and 30 per day. • Community awareness continued with MCAP, Child Fatality Review and CHINS; as well as continued weekly COVID meetings, homebound COVID vaccines, and outreach. Also attached is a May calendar mapping out our May vaccination events. <p>There were no questions.</p> | | |
| Adjournment | <p>Dr Chhokar announced next meeting date is August 25th. There will be no meeting for the month of July. With no other business, the meeting was adjourned by Dr. Chhokar at 1:43 pm.</p> | | |

**NEXT BOARD OF HEALTH MEETING
TO BE HELD ON
August 25, 2021, at 1:00 PM**

Columbus Board of Health Minutes respectfully submitted by Secretary Peggy Hallmark



Columbus Department of Public Health Environmental Health

Environmental Health - Activity Report Columbus Board of Health Meeting

June 23, 2021

Activity Date Range: May 1, 2021 – May 31, 2021

| FOOD SERVICE Program | |
|--|-----|
| Permitted Establishments: | 677 |
| Permitted Schools: | 64 |
| Temporary Food Service Establishments: | 0 |
| Temporary Food Service Inspections: | 0 |
| Plans Reviewed: | 4 |
| Routine Inspections: | 63 |
| Follow-up Inspections: | 0 |
| Initial Inspections: | 8 |
| Informal Inspections: | 0 |
| Issued Provisional Permit: | 0 |
| Complaints: | 6 |
| Complaint Investigations: | 5 |
| PUBLIC SWIMMING POOLS, SPAS, & RECREATIONAL WATER PARKS Program | |
| Public Pools, Spas, RWP Total: | 60 |
| Public Pools, Spas, RWP Currently Permitted: | 33 |
| Permitting/Opening Inspections: | 11 |
| Re-Inspection for Permitting: | 0 |
| Routine Inspections: | 5 |
| Re-Inspections: | 6 |
| Informal Inspections: | 0 |
| New Pools/Spas/RWP: | 0 |
| Plans Reviewed: | 0 |
| Complaints: | 0 |
| Complaint Investigations: | 0 |


| TOURIST ACCOMMODATIONS Program | |
|--|----|
| Permitted Establishments: | 53 |
| New Establishments: | 0 |
| Plans Reviewed: | 0 |
| Routine Inspections: | 4 |
| Re-Inspections: | 0 |
| Permitting/Preoperational Inspections: | 0 |
| Informal Inspections: | 0 |
| Complaints: | 0 |
| Complaint Investigations: | 0 |
| TATTOO STUDIOS / TATTOO ARTISTS Program | |
| Permitted Tattoo Studios: | 17 |
| Permitted Tattoo Artists: | 69 |
| Tattoo Studio Inspections: | 1 |
| Complaints: | 0 |
| Complaint Investigations: | 0 |
| RABIES CONTROL Program | |
| Human Only Exposure Investigations: | 27 |
| Animal Only Exposure Investigations: | 1 |
| Human & Animal Exposure Investigations: | 14 |
| Animals Confined: | 24 |
| Animals Tested for Rabies: | 2 |
| Positive Animal Rabies Cases: | 0 |
| Indeterminate Animal Rabies Cases: | 0 |
| Lost Animals (Letter Mailed to Victim): | 17 |
| Rabies Clinics: | 0 |



Columbus Department of Public Health Environmental Health

Environmental Health - Activity Report
Columbus Board of Health Meeting
 June 23, 2021
 Activity Date Range: May 1, 2021 – May 31, 2021

| VECTOR CONTROL Program | |
|--|----|
| Complaints: | |
| Rodents, Mosquitoes, Roaches, etc. | 25 |
| Complaint Investigations: | 25 |
| ON-SITE SEWAGE MANAGEMENT Program | |
| New System Permits: | 4 |
| Residential Installation Inspections: | 3 |
| Non-Residential Installation Inspections (<=2000 gal): | 0 |
| Non-Residential Installation Inspections (>2000 gal): | 0 |
| Repair Permits: | 3 |
| Repair Inspections: | 4 |
| Subdivisions Reviewed: | 0 |
| Subdivision Lots: | 0 |
| Follow-up Revisions | 0 |
| Sites Evaluated: | 0 |
| Sites Approved: | 0 |
| Sites Disapproved: | 0 |
| Existing Systems Evaluated: | 2 |
| Complaints: | 0 |
| Complaint Investigations: | 0 |
| Total Permitted Sewage Removal Contractor Companies (Septic Tank/Portable Sanitation Pumpers): | 8 |
| Septic Pumper Vehicle Inspections: | 0 |
| WELL WATER Program | |
| Systems Evaluated: | 0 |
| Bacterial Samples: | 0 |
| Positive Bacterial Samples: | 0 |
| Sites Evaluated: | 0 |
| Private Well Water Permits Issued: | 0 |




Columbus Department of Public Health Environmental Health

Environmental Health - Activity Report Columbus Board of Health Meeting June 23, 2021 Activity Date Range: May 1, 2021 – May 31, 2021

Food Service Inspections (71 total)

| Facility Name | Address | Purpose | Score | Grade | Inspection Date |
|-----------------------------------|--|---------|-------|-------|-----------------|
| AC Hotel - Columbus | 1225 BROADWAY COLUMBUS, GA 31901 | Routine | 100 | A | 05/14/2021 |
| AMC Hollywood Connections | 1683 WHITTLESEY RD COLUMBUS, GA 31904 | Routine | 93 | A | 05/27/2021 |
| Arby's 0660 | 1503 VETERANS PKWY COLUMBUS, GA 31901 | Routine | 100 | A | 05/05/2021 |
| Bojangles | 3264 VICTORY DR COLUMBUS, GA 31903 | Routine | 78 | C | 05/06/2021 |
| BURGER KING 2682 | 2550 AIRPORT TRWY COLUMBUS, GA 31904 | Routine | 97 | A | 05/11/2021 |
| CALVARY CHRISTIAN SCHOOL | 7556 OLD MOON RD COLUMBUS, GA 31909 | Routine | 91 | A | 05/04/2021 |
| CAPTAIN D'S #3595 | 2547 AIRPORT TRWY COLUMBUS, GA 31904 | Routine | 93 | A | 05/05/2021 |
| CAPTAIN D'S #3601 | 3281 VICTORY DR COLUMBUS, GA 31903 | Routine | 82 | B | 05/06/2021 |
| Cheezy Noodz (Mobile) | 5156 RIVER RD STE F COLUMBUS, GA 31904 | Initial | 100 | A | 05/03/2021 |
| Cheezy Noodz (Base of Operation) | 5156 RIVER RD STE F COLUMBUS, GA 31904 | Initial | 100 | A | 05/03/2021 |
| Chef Chang's Asian Grill | 6381 MILGEN RD #8 & 9 COLUMBUS, GA 31907 | Routine | 87 | B | 05/11/2021 |
| Chick Fil-A at Peachtree Mall | 3131 MANCHESTER EXPY STE 7F COLUMBUS, GA 31909 | Initial | 100 | A | 05/05/2021 |
| China Kitchen Columbus LLC | 2424 WOODUFF FARM RD 2C COLUMBUS, GA 31907 | Routine | 96 | A | 05/05/2021 |
| Clarion Pointe | 1664 ROLLINS WAY COLUMBUS, GA 31904 | Routine | 96 | A | 05/24/2021 |
| Columbus Ga's Neicy's BBQ Inc | 359 23RD AVE COLUMBUS, GA 31906 | Routine | 84 | B | 05/13/2021 |
| Courtyard by Marriott | 3501 COURTYARD WAY COLUMBUS, GA 31909 | Routine | 100 | A | 05/14/2021 |
| COZY CORNER | 3411 DECATUR ST COLUMBUS, GA 31906 | Routine | 99 | A | 05/24/2021 |
| DIMON ELEMENTARY SCHOOL | 480 DOGWOOD DR COLUMBUS, GA 31907 | Routine | 100 | A | 05/05/2021 |
| DOUBLE CHURCHES ELEMENTARY SCHOOL | 1213 DOUBLE CHURCHES RD COLUMBUS, GA 31904 | Routine | 100 | A | 05/05/2021 |
| Dunkin Donuts | 6053 VETERANS PKWY STE 1 COLUMBUS, GA 31909 | Routine | 90 | A | 05/27/2021 |



Columbus Department of Public Health Environmental Health

Environmental Health - Activity Report
Columbus Board of Health Meeting
 June 23, 2021
 Activity Date Range: May 1, 2021 – May 31, 2021

| | | | | | |
|---|---|---------|-----|---|------------|
| EAST COLUMBUS MAGNET SCHOOL | 6100 GEORGETOWN DR COLUMBUS, GA 31907 | Routine | 100 | A | 05/05/2021 |
| Enrichment Services Program Inc. | 3900 BAKER PLAZA DR COLUMBUS, GA 31903 | Routine | 100 | A | 05/06/2021 |
| FOXY LADY LOUNGE | 3023 VICTORY DR COLUMBUS, GA 31903 | Routine | 100 | A | 05/24/2021 |
| Franks Alley | 1246 BROADWAY ST COLUMBUS, GA 31901 | Routine | 100 | A | 05/28/2021 |
| GOLDEN CHOPSTICKS | 3846 ST. MARY'S RD COLUMBUS, GA 31906 | Routine | 97 | A | 05/03/2021 |
| Hampton Inn Ft. Benning | 2870 S LUMPKIN RD COLUMBUS, GA 31903 | Routine | 100 | A | 05/19/2021 |
| Hilton Garden Inn | 1500 BRADLEY LAKE BLVD COLUMBUS, GA 31904 | Routine | 85 | B | 05/25/2021 |
| Home 2 Suites | 1664 WHITTLESEY RD COLUMBUS, GA 31904 | Routine | 96 | A | 05/24/2021 |
| HOOTERS of Columbus II | 2650 ADAMS FARM DR COLUMBUS, GA 31904 | Routine | 100 | A | 05/13/2021 |
| J.D WingS | 3507 MACON RD COLUMBUS, GA 31907 | Initial | 92 | A | 05/03/2021 |
| Jeremiah's Italian Ice | 1635 WHITTLESEY RD COLUMBUS, GA 31904 | Initial | 100 | A | 05/13/2021 |
| Jimmy Johns | 3127 MACON RD COLUMBUS, GA 31906 | Routine | 99 | A | 05/18/2021 |
| KIM'S HOT WING EXPRESS | 3366 BUENA VISTA RD COLUMBUS, GA 31906 | Routine | 82 | B | 05/11/2021 |
| King Claw | 1591 BRADLEY PARK DR UNIT 5 COLUMBUS, GA 31904 | Initial | 100 | A | 05/03/2021 |
| Korea House BBQ Inc | 5507 VETERANS PKWY COLUMBUS, GA 31904 | Routine | 91 | A | 05/13/2021 |
| KOREANA | 5828 MOON RD COLUMBUS, GA 31909 | Routine | 97 | A | 05/28/2021 |
| LIN CHINA | 7600 SCHOMBURG RD F COLUMBUS, GA 31909 | Routine | 90 | A | 05/24/2021 |
| M.L.K. RESTAURANT & GRILL | 1200 M.L.K. BLVD STE B COLUMBUS, GA 31906 | Routine | 83 | B | 05/21/2021 |
| Maple Ridge Golf Club | 4700 MAPLE RIDGE TRL COLUMBUS, GA 31909 | Routine | 96 | A | 05/27/2021 |
| Marshall Success Center | 1830 SHEPHERD DR COLUMBUS, GA 31906 | Routine | 100 | A | 05/10/2021 |
| Metro Diner | 5524 WHITEVILLE RD COLUMBUS, GA 31904 | Routine | 90 | A | 05/05/2021 |




Columbus Department of Public Health Environmental Health

Environmental Health - Activity Report Columbus Board of Health Meeting

June 23, 2021

Activity Date Range: May 1, 2021 – May 31, 2021

| | | | | | |
|--|---|---------|-----|---|------------|
| Monterrey Tex-Mex | 1694 WHITTLESEY RD UNIT B COLUMBUS, GA 31904 | Routine | 91 | A | 05/05/2021 |
| Mr. Wings Sports Grill and Bar | 4519 WOODRUFF RD STE 15 COLUMBUS, GA 31904 | Routine | 96 | A | 05/13/2021 |
| Neicy's BBQ Columbus GA Base of Operation | 359 23RD AVE COLUMBUS, GA 31903 | Routine | 84 | B | 05/13/2021 |
| Orchard View - Employee Cafe Bldg 5 | 8414 WHITESVILLE RD COLUMBUS, GA 31904 | Routine | 100 | A | 05/03/2021 |
| Orchard View - Main | 8414 WHITESVILLE RD COLUMBUS, GA 31904 | Routine | 97 | A | 05/03/2021 |
| Orchard View-Rehab Kitchen Bldg 1 | 8414 WHITESVILLE RD COLUMBUS, GA 31904 | Routine | 100 | A | 05/03/2021 |
| Orchard View-Serv. Pantry & Ctry Kitchen-Bldg 4 Level 1 | 8414 WHITESVILLE RD COLUMBUS, GA 31904 | Routine | 91 | A | 05/03/2021 |
| Orchard View-Serv. Pantry- Bldg 4 Level 2 | 8414 WHITESVILLE RD COLUMBUS, GA 31904 | Routine | 100 | A | 05/03/2021 |
| Orchard View-Serv. Pantry Kitchen-Bldg 3 Level 1 | 8414 WHITESVILLE RD COLUMBUS, GA 31904 | Routine | 100 | A | 05/03/2021 |
| Orchard View-Serv. Pantry-Bldg 3 Level 2 | 8414 WHITESVILLE RD COLUMBUS, GA 31904 | Routine | 100 | A | 05/14/2021 |
| Popeyes Chicken | 4501 RIVER RD COLUMBUS, GA 31904 | Routine | 91 | A | 05/24/2021 |
| RIVER ROAD ELEMENTARY SCHOOL | 516 HEATH DR COLUMBUS, GA 31904 | Routine | 100 | A | 05/06/2021 |
| Ruth Ann's Restaurant | 941 VETERANS PKWY COLUMBUS, GA 31901 | Routine | 95 | A | 05/05/2021 |
| Sally Ann's Kitchen | 1820 MIDTOWN DR COLUMBUS, GA 31906 | Routine | 100 | A | 05/13/2021 |
| Sydney's On First | 1214 1ST AVE STE 100 & 110 COLUMBUS, GA 31901 | Initial | 100 | A | 05/12/2021 |
| Taco Bell # 037419 | 7150 BEAVER RUN RD MIDLAND, GA 31820 | Initial | 100 | A | 05/26/2021 |
| THAI HOUSE | 5592 WHITESVILLE RD COLUMBUS, GA 31904 | Routine | 100 | A | 05/13/2021 |
| The Food Mill | 3718 2ND AVE STE A COLUMBUS, GA 31909 | Routine | 100 | A | 05/05/2021 |
| The Legends | 5762 MILGEN RD STE 100-103 COLUMBUS, GA 31907 | Routine | 83 | B | 05/18/2021 |



Columbus Department of Public Health Environmental Health

Environmental Health - Activity Report
Columbus Board of Health Meeting
 June 23, 2021
 Activity Date Range: May 1, 2021 – May 31, 2021

| | | | | | |
|--|--|---------|-----|---|------------|
| TownPlace Suites | 4534 ARMOUR RD COLUMBUS, GA 31904 | Routine | 100 | A | 05/19/2021 |
| TRS Lounge | 3473 N LUMPKIN RD STE F COLUMBUS, GA 31903 | Routine | 97 | A | 05/20/2021 |
| Twist Skillit | 1415 10TH AVE STE A-1 COLUMBUS, GA 31901 | Routine | 100 | A | 05/05/2021 |
| Unidine @ TSYS Riverfront Cafe | 1 TSYS WAY COLUMBUS, GA 31901 | Routine | 87 | B | 05/28/2021 |
| Uptown Nutrition of Columbus | 11 W 11TH ST COLUMBUS, GA 31901 | Routine | 100 | A | 05/12/2021 |
| Valley Services @ Brookstone School | 440 BRADLEY PARK DR COLUMBUS, GA 31904 | Routine | 88 | B | 05/13/2021 |
| Valley Services @ Brookstone School | 440 BRADLEY PARK DR COLUMBUS, GA 31904 | Routine | 88 | B | 05/13/2021 |
| Wing N Burger Factory | 3754 VICTORY DR COLUMBUS, GA 31903 | Routine | 86 | B | 05/03/2021 |
| WYNNTON ELEMENTARY SCHOOL | 2303 WYNNTON RD COLUMBUS, GA 31906 | Routine | 100 | A | 05/11/2021 |
| WYNNTON PIT BAR-BE-CUE | 2500 BUENA VISTA RD COLUMBUS, GA 31906 | Routine | 95 | A | 05/27/2021 |
| Your Pie | 5592 WHITESVILLE RD L COLUMBUS, GA 31904 | Routine | 100 | A | 05/24/2021 |

Tourist Accommodation Inspections (4 total)

| Facility Name | Address | Purpose | Score | Grade | Inspection Date |
|--|---|---------|-------|-------|-----------------|
| Country Inn & Suites | 1720 FOUNTAIN CT COLUMBUS, GA 31904 | Routine | 95 | A | 05/26/2021 |
| Homewood Suites | 6614 WHITTLESEY BLVD COLUMBUS, GA 31909 | Routine | 100 | A | 05/27/2021 |
| La Quinta Inn & Suites University | 2919 WARM SPRING RD COLUMBUS, GA 31906 | Routine | 85 | B | 05/25/2021 |
| STAYBRIDGE SUITES | 1678 WHITTLESEY RD COLUMBUS, GA 31904 | Routine | 100 | A | 05/20/2021 |



Columbus Department of Public Health Environmental Health

Environmental Health - Activity Report Columbus Board of Health Meeting

June 23, 2021

Activity Date Range: May 1, 2021 – May 31, 2021

Public Swimming Pools, Spas, Recreational Water Parks Inspections (22 total)

| Facility Name | Address | Purpose | Score | Result | Inspection Date |
|--------------------------------|--|----------------|-------|----------------|-----------------|
| Clarion Pointe | 1664 ROLLINS WAY COLUMBUS, GA 31904 | Re-inspection | 100 | Satisfactory | 05/04/2021 |
| COLUMBUS MARRIOTT POOL | 800 FRONT AVE COLUMBUS, GA 31901 | Routine | 100 | Satisfactory | 05/26/2021 |
| Country Inn & Suites | 1720 FOUNTAIN CT COLUMBUS, GA 31904 | Permit/Opening | 81 | Unsatisfactory | 05/20/2021 |
| Country Inn & Suites | 1720 FOUNTAIN CT COLUMBUS, GA 31904 | Re-inspection | 100 | Satisfactory | 05/26/2021 |
| Courtyard by Marriott Columbus | 3501 COURTYARD WAY COLUMBUS, GA 31909 | Permit/Opening | 100 | Satisfactory | 05/14/2021 |
| Double Churches Pool | 2300 DOUBLE CHURCHES RD COLUMBUS, GA 31904 | Permit/Opening | 99 | Unsatisfactory | 05/24/2021 |
| Double Churches Pool | 2300 DOUBLE CHURCHES RD COLUMBUS, GA 31904 | Re-inspection | 100 | Satisfactory | 05/24/2021 |
| Double Churches Pool | 2300 DOUBLE CHURCHES RD COLUMBUS, GA 31904 | Permit/Opening | 99 | Unsatisfactory | 05/24/2021 |
| Double Churches Pool | 2300 DOUBLE CHURCHES RD COLUMBUS, GA 31904 | Re-inspection | 100 | Satisfactory | 05/24/2021 |
| Hampton Inn Ft. Benning | 2870 S LUMPKIN RD COLUMBUS, GA 31903 | Routine | 100 | Satisfactory | 05/19/2021 |
| Hilton Garden Inn | 1500 BRADLEY LAKE BLVD COLUMBUS, GA 31904 | Permit/Opening | 100 | Satisfactory | 05/20/2021 |
| Holiday Inn Express | 3901 VICTORY DR COLUMBUS, GA 31901 | Permit/Opening | 100 | Satisfactory | 05/18/2021 |
| Hotel Indigo | 21 W 14TH ST COLUMBUS, GA 31901 | Routine | 85 | Unsatisfactory | 05/25/2021 |
| Hotel Indigo | 21 W 14TH ST COLUMBUS, GA 31901 | Re-inspection | 71 | Unsatisfactory | 05/26/2021 |
| Hotel Indigo | 21 W 14TH ST COLUMBUS, GA 31901 | Re-inspection | 100 | Satisfactory | 05/26/2021 |
| HYATT PLACE COLUMBUS-NORTH | 2974 NORTHLAKE PKWY COLUMBUS, GA 31909 | Permit/Opening | 100 | Satisfactory | 05/03/2021 |
| LAKE PINES CAMP GROUND POOL | 6404 GARRETT RD MIDLAND, GA 31820 | Permit/Opening | 85 | Unsatisfactory | 05/14/2021 |
| LAKE PINES CAMP GROUND POOL | 6404 GARRETT RD MIDLAND, GA 31820 | Permit/Opening | 85 | Unsatisfactory | 05/18/2021 |



Columbus Department of Public Health Environmental Health

Environmental Health - Activity Report Columbus Board of Health Meeting

June 23, 2021

Activity Date Range: May 1, 2021 – May 31, 2021

| | | | | | |
|--|--|----------------|-----|--------------|------------|
| LAKE PINES CAMP GROUND POOL | 6404 GARRETT RD MIDLAND, GA 31820 | Permit/Opening | 100 | Satisfactory | 05/20/2021 |
| RIGDON PARK POOL | 1400 HOWE AVE COLUMBUS, GA 31903 | Permit/Opening | 100 | Satisfactory | 05/24/2021 |
| SpringHill Suites | 5415 WHITTLESEY BLVD COLUMBUS, GA 31907 | Routine | 100 | Satisfactory | 05/18/2021 |
| YMCA POOL (D.A. TURNER) | 4384 WARM SPRINGS RD COLUMBUS, GA 31909 | Routine | 100 | Satisfactory | 05/13/2021 |

Body Art Studio Inspections (1 total)

| Facility Name | Address | Purpose | Score | Inspection Date |
|--|--|---------|-------|-----------------|
| Silver Eagle Tattoo Company | 2901 University Ave., Unit 6 Columbus, GA 31907 | Routine | 100 | 5/25/2021 |

COLUMBUS HEALTH DEPT. FINANCIAL OVERVIEW

(Refer to Public Health – 001 spreadsheets)

| | | |
|---|-----------------------------------|--------------------|
| 1 | Original Budget for FY2021: | \$5,915,206 |
| | Budget Revision 01: | 0 |
| | Budget Revision 02: | (32,420) |
| | Budget Revision 03: | 198,258 |
| | Budget Revision 04: | 171,164 |
| | Budget Revision 05: | 0 |
| 2 | Current Budget for FY2021: | \$6,252,208 |

3 Total Expenses as of 5/31/21: \$5,831,951.08
 - % of Budget spent is 93% which is just above target for 11 months of operation

| | | | | |
|---|-----------------|------------------|------------------|---------------------|
| 4 | | 5/31/2021 | 5/31/2020 | Variance +/- |
| | Expenses | \$5,831,951.08 | \$5,475,062.71 | \$356,888.37 |

5 Total Fees/Income as of 5/31/2021: \$1,028,882.70

| | | 5/31/2021 | Comparison to 5/31/2020 | Variance +/- |
|----|---------------------------|---------------------|----------------------------|--------------------|
| 6 | Out-Patient Medicare Fees | 556.84 | 1,255.60 | (698.76) |
| 7 | Out-Patient Medicaid Fees | 34,082.38 | 75,677.54 | (41,595.16) |
| 8 | Out-Patient Client Fees | 297,148.43 | 158,801.67 | 138,346.76 |
| 9 | Private Insurance | 45,827.14 | 101,797.16 | (55,970.02) |
| 10 | EPSDT Fees | 8,693.09 | 23,331.85 | (14,638.76) |
| 11 | Environmental Fees | 133,321.98 | 103,335.75 | 29,986.23 |
| 12 | Medicaid-RSO | 12,078.65 | 25,889.61 | (13,810.96) |
| 13 | Vital Records Fees | 448,601.15 | 444,145.26 | 4,455.89 |
| 14 | Qualifying Donations | 20.00 | 40.39 | (20.39) |
| 15 | Other Fees (Rabies) | 2,874.00 | 0.00 | 2,874.00 |
| 16 | Total: | \$983,203.66 | \$934,274.83 | \$48,928.83 |

| | | | | |
|----|----------------------------------|-----------|-----------|-------------|
| 17 | Family Planning Fees - CHD (401) | 45,679.04 | 58,163.04 | (12,484.00) |
|----|----------------------------------|-----------|-----------|-------------|

| | | | | |
|----|---------------------|-----------------------|---------------------|--------------------|
| 18 | Grand Total: | \$1,028,882.70 | \$992,437.87 | \$36,444.83 |
|----|---------------------|-----------------------|---------------------|--------------------|

| | | | | |
|----|------------------------------------|------------|------------|-------------|
| 19 | <i>Prior/Admin Claiming Income</i> | 157,075.49 | 229,586.05 | (72,510.56) |
|----|------------------------------------|------------|------------|-------------|

Columbus Department of Public Health

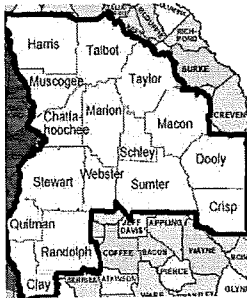
| | A | B | C | D | L | M | N | O | Q | R | S |
|----|---------------------------------------|-----------------------------|-------------------|---------------------|-------------------|-------------------|-------------------|-------------------|---------------------|-------------------|--------------------|
| 1 | | | | | | | | | | | |
| 2 | PUBLIC HEALTH - #001 - FY 2021 | | | | | | | | | | |
| 3 | | | | | | | | | | | |
| 4 | EXPENSES | | % of Total | | | | | | Total | Remaining | % of Budget |
| 5 | | | Budget | Budget Amt | February | March | April | May | YTD | Budget | Spent |
| 6 | Direct Salaries | | | | | | | | | | |
| 7 | 511.001 | Salaries | 46% | 2,901,531.00 | 229,276.64 | 327,114.79 | 223,646.62 | 232,645.94 | 2,663,307.44 | 238,223.56 | 91.79% |
| 8 | 513.001 | Hourly Labor | 1% | 84,278.00 | 6,565.41 | 10,737.25 | 13,383.48 | 12,728.48 | 71,208.97 | 13,069.03 | 84.49% |
| 9 | 514.001 | FICA | 3% | 209,170.00 | 16,331.37 | 24,183.05 | 16,336.41 | 16,887.67 | 191,131.91 | 18,038.09 | 91.38% |
| 10 | 515.001 | Retirement | 10% | 623,030.00 | 52,536.18 | 41,042.63 | 48,721.60 | 47,059.95 | 565,465.58 | 57,564.42 | 90.76% |
| 11 | 516.001 | Health Insurance | 13% | 787,344.00 | 66,298.67 | 47,195.91 | 65,219.34 | 67,490.16 | 719,031.50 | 68,312.50 | 91.32% |
| 14 | | Subtotal | 74% | 4,605,353.00 | 371,008.27 | 450,273.63 | 367,307.45 | 376,812.20 | 4,210,145.40 | 395,207.60 | 91.42% |
| 15 | | | | | | | | | | | |
| 16 | Other Operating | | | | | | | | | | |
| 17 | 612.001 | Motor Vehicle Expense | 0% | 18,132.00 | 1,004.43 | 2,948.31 | 1,620.31 | 634.00 | 15,704.32 | 2,427.68 | 86.61% |
| 18 | 614.001 | Supplies & Materials | 4% | 237,000.00 | 17,293.64 | 19,011.04 | 13,757.75 | 36,398.56 | 218,424.02 | 18,575.98 | 92.16% |
| 19 | 615.001 | Repairs & Maintenance | 4% | 226,306.00 | 19,307.21 | 18,722.85 | 18,987.55 | 22,439.20 | 221,407.14 | 4,898.86 | 97.84% |
| 20 | 617.001 | Utilities | 1% | 92,000.00 | 5,544.36 | 10,365.15 | 515.95 | 20,830.06 | 60,242.83 | 31,757.17 | 65.48% |
| 21 | 618.001 | Printing | 0% | 12,740.00 | 447.60 | 2,289.50 | 0.00 | 755.63 | 10,963.66 | 1,776.34 | 86.06% |
| 22 | 619.001 | Rents - Not Real Estate | 0% | 1,674.00 | 0.00 | 0.00 | 0.00 | 0.00 | 1,674.00 | 0.00 | 100.00% |
| 23 | 620.001 | Insurance & Bonding | 1% | 37,781.00 | 0.00 | 2,851.00 | 915.00 | 0.00 | 37,780.64 | 0.36 | 100.00% |
| 24 | 622.001 | Direct Benefits to Clients | 0% | 31,000.00 | 2,832.74 | 2,563.14 | 1,962.21 | 2,630.76 | 27,922.79 | 3,077.21 | 90.07% |
| 25 | 627.001 | Other Operating | 4% | 221,873.00 | 38,600.74 | 8,546.07 | 5,026.98 | 6,295.18 | 177,655.02 | 44,217.98 | 80.07% |
| 26 | 640.001 | Travel | 0% | 8,000.00 | (41.62) | 422.35 | 862.37 | 1,036.43 | 6,111.84 | 1,888.16 | 76.40% |
| 27 | 643.001 | Equipment (\$5000 or more) | 0% | 10,000.00 | 0.00 | 0.00 | 0.00 | 0.00 | 0.00 | 10,000.00 | 0.00% |
| 28 | 645.001 | Rental of Equipment | 0% | 20,500.00 | 2,346.20 | 1,173.10 | 1,033.90 | 1,059.13 | 15,625.60 | 4,874.40 | 76.22% |
| 29 | 646.001 | Equipment (\$1,000-\$4,999) | 0% | 22,333.00 | 0.00 | 1,043.52 | 3,453.08 | 95,563.46 | 117,896.11 | (95,563.11) | 527.90% |
| 30 | 648.001 | Building Rent | 1% | 60,000.00 | 130.90 | 130.90 | 130.90 | 125,906.93 | 127,086.03 | (67,086.03) | 211.81% |
| 31 | 651.001 | Per Diem & Fees | 1% | 59,700.00 | 3,193.12 | 6,183.93 | 8,052.98 | 2,144.33 | 53,019.73 | 6,680.27 | 88.81% |
| 32 | 653.001 | Contracts | 3% | 196,307.00 | 12,695.61 | 500.00 | 500.00 | 500.00 | 144,363.20 | 51,943.80 | 73.54% |
| 33 | 653.040 | Intra/Inter Agency | 0% | 27,580.00 | 9,215.00 | 0.00 | 6,591.22 | 0.00 | 15,806.22 | 11,773.78 | 57.31% |
| 34 | 673.001 | Telecommunications | 1% | 77,000.00 | 6,818.89 | 8,116.08 | 5,999.90 | 4,546.11 | 70,558.78 | 6,441.22 | 91.63% |
| 35 | 681.001 | Postage | 0% | 9,029.00 | (1,227.41) | 3,041.90 | 1,667.42 | (3,227.60) | 5,801.11 | 3,227.89 | 64.25% |
| 36 | 761.001 | Indirect Cost | 4% | 277,900.00 | 66,189.26 | (8.46) | 638.51 | 88,008.72 | 293,762.64 | (15,862.64) | 105.71% |
| 37 | | Subtotal | 26% | 1,646,855.00 | 184,350.67 | 87,900.38 | 71,716.03 | 405,520.90 | 1,621,805.68 | 25,049.32 | 98.48% |
| 38 | | | | | | | | | | | |
| 39 | | TOTALS | 100% | 6,252,208.00 | 555,358.94 | 538,174.01 | 439,023.48 | 782,333.10 | 5,831,951.08 | 420,256.92 | 93.28% |

Columbus Department of Public Health

| | A | B | C | D | L | M | N | O | Q | R | S |
|----|-----------------------------|----------------------------|-------------------|---------------------|-------------------|-------------------|-------------------|-------------------|---------------------|-------------------|---------------------|
| 40 | | | | | | | | | | | |
| 41 | FUND SOURCES APPLIED | | % of Total | | | | | | | Remaining | |
| 42 | | | Budget | Budget Amt | February | March | April | May | YTD | Budget | Spent |
| 43 | 6001 | County Participating | 8% | 486,311.00 | 40,525.00 | 40,526.00 | 40,526.00 | 40,526.00 | 445,780.00 | 40,531.00 | 91.67% |
| 44 | 6004 | County Non-Participating | 0% | 15,701.00 | 1,309.33 | 1,308.33 | 1,308.33 | 1,308.33 | 14,397.63 | 1,303.37 | 91.70% |
| 45 | 6024 | PYPI (2021) \$733,035.43 | 12% | 733,036.00 | 40,368.61 | 74,577.73 | 24,514.57 | 62,381.58 | 733,035.43 | 0.57 | 100.00% |
| 46 | 6040 | Intra/Inter Agency | 19% | 1,181,572.00 | 167,787.33 | 73,602.29 | 24,514.58 | 329,957.70 | 1,151,309.52 | 30,262.48 | 97.44% |
| 47 | 8001 | Grant In Aid | 61% | 3,835,588.00 | 305,368.67 | 348,159.66 | 348,160.00 | 348,159.49 | 3,487,428.50 | 348,159.50 | 90.92% |
| 48 | | TOTALS | 100% | 6,252,208.00 | 555,358.94 | 538,174.01 | 439,023.48 | 782,333.10 | 5,831,951.08 | 420,256.92 | 93.28% |
| 49 | | | | | | | | | | | |
| 50 | | | | | | | | | | | |
| 51 | FUNDS RECEIVED | | | | | | | | | | |
| 52 | | | | | February | March | April | May | YTD | | |
| 53 | 56001 | County Participating | | | 40,525.00 | 40,526.00 | 40,526.00 | 40,526.00 | 445,778.00 | | Fees * |
| 54 | 56004 | County Non-Participating | | | 1,309.33 | 1,308.33 | 1,308.33 | 1,308.33 | 14,399.63 | | 534,602.51 |
| 55 | 56008 | Outpatient Medicare Fees | | | 0.00 | 0.00 | 0.00 | 0.00 | 556.84 | * | Vital Rec. Income ^ |
| 56 | 56009 | Outpatient Medicaid Fees | | | 238.47 | 3,277.55 | 6,197.09 | 8,130.13 | 34,082.38 | * | 448,601.15 |
| 57 | 56010 | Outpatient Client Fees | | | 4,990.31 | 8,096.54 | 5,305.24 | 8,275.33 | 297,148.43 | * | |
| 58 | 56016 | Private Insurance | | | 1,347.61 | 7,864.00 | 2,783.32 | 5,274.23 | 45,827.14 | * | Total Fee/Income |
| 59 | 56022 | EPSDT Fees | | | 232.48 | 1,770.58 | 40.00 | 804.96 | 8,693.09 | * | 983,203.66 |
| 60 | 56031 | Environmental Fees | | | 4,378.34 | 7,772.50 | 4,910.00 | 3,505.25 | 133,321.98 | * | |
| 61 | 56034 | Medicaid-DSPS/RSO | | | 54.91 | 1,595.09 | 29.67 | 511.85 | 12,078.65 | * | |
| 62 | 56040 | Intra/Inter Agency | | | 162,410.75 | 129,274.09 | 119,181.46 | 93,706.93 | 1,340,338.27 | | |
| 63 | 56041 | Vital Records Fees | | | 52,010.00 | 52,615.00 | 51,982.47 | 35,596.16 | 447,526.15 | ^ | |
| 64 | 56042 | Cannabis | | | 175.00 | 225.00 | 100.00 | 150.00 | 1,075.00 | ^ | |
| 65 | 56045 | Other Fees | | | 0.00 | 0.00 | 0.00 | 0.00 | 2,874.00 | * | |
| 66 | 56049 | Current Yr Admin Claim. | | | 0.00 | 40,216.77 | 0.00 | 0.00 | 40,216.77 | | Prior/Adm Claiming |
| 67 | 56050 | Prior Yr Admin Claiming | | | 21,929.08 | 0.00 | 0.00 | 0.00 | 116,858.72 | | 157,075.49 |
| 68 | 56051 | Qualifying Local Funds | | | 0.00 | 0.00 | 0.00 | 0.00 | 16,000.00 | * | Interest only |
| 69 | 56052 | Non Qualifying Local Funds | | | 18,842.77 | 11,651.41 | 5,486.30 | 13,503.69 | 138,946.09 | | |
| 70 | 56053 | Qualifying Donations | | | 0.00 | 0.00 | 0.00 | 0.00 | 20.00 | * | |
| 71 | 56060 | Non Qualifying Contracts | | | 0.00 | 0.00 | 0.00 | 0.00 | 0.00 | | |
| 72 | 58001 | Grant In Aid | | | 305,368.67 | 305,368.67 | 348,159.66 | 348,160.00 | 3,139,269.01 | | |
| 73 | | TOTALS | | | 613,812.72 | 611,561.53 | 586,009.54 | 559,452.86 | 6,235,010.15 | | |
| 74 | | | | | | | | | | | |
| 75 | | | | | | | | | | | |
| 76 | | | | | | | | | | | |
| 77 | | | | | | | | | | | |

WEST CENTRAL HEALTH DISTRICT FY 2021 CURRENT GRANTS

| PROGRAMS | PERIOD | AMOUNT OF GRANT | EXPENDED THRU May-21 | BALANCE | % of BUDGET SPENT |
|---|---------------------|----------------------|-------------------------|------------|----------------------|
| (007, 009, 301, 643) WIC | 07/01/20 - 06/30/21 | 3,295,962.00 | 2,695,175.43 | 600,786.57 | 81.77% |
| (024) CHILDREN'S FIRST - 2 | 07/01/20 - 06/30/21 | 261,339.00 | 240,374.08 | 20,964.92 | 91.98% |
| (027) GENETICS | 07/01/20 - 06/30/21 | 1,000.00 | 1,000.00 | 0.00 | 100.00% |
| (031) TB CASE MANAGEMENT | 07/01/20 - 06/30/21 | 226,833.00 | 183,152.46 | 43,680.54 | 80.74% |
| (040) EH Risk Assessment | 07/01/20 - 06/30/21 | 25,000.00 | 25,000.00 | 0.00 | 100.00% |
| (044) HIV/AIDS SUBSTANCE ABUSE | 07/01/20 - 06/30/21 | 228,714.00 | 210,814.22 | 17,899.78 | 92.17% |
| (056) BREAST TEST AND MORE | 07/01/20 - 06/30/21 | 89,875.00 | 79,546.08 | 10,328.92 | 88.51% |
| (066) IMMUNIZATIONS | 07/01/20 - 06/30/21 | 94,703.00 | 83,917.08 | 10,785.92 | 88.61% |
| (076) DENTAL HEALTH | 07/01/20 - 06/30/21 | 171,135.00 | 171,135.00 | 0.00 | 100.00% |
| (094) RYAN WHITE AIDS PROJECT PT B | 07/01/20 - 06/30/21 | 681,719.00 | 624,578.63 | 57,140.37 | 91.62% |
| (112) EARLY INTERVENTION | 07/01/20 - 06/30/21 | 316,245.00 | 227,237.78 | 89,007.22 | 71.85% |
| (141) HIV/AIDS CORE SURVEILLANCE | 07/01/20 - 06/30/21 | 7,800.00 | 6,243.71 | 1,556.29 | 80.05% |
| (195) DISTRICT OPERATIONS | 07/01/20 - 06/30/21 | 1,136,362.00 | 970,869.95 | 165,492.05 | 85.44% |
| (208) EMPLOYEE WORKSITE WELLNESS | 07/01/20 - 06/30/21 | 12,646.00 | 2,801.14 | 9,844.86 | 22.15% |
| (245) EPI CAPACITY | 07/01/20 - 06/30/21 | 57,051.00 | 57,051.00 | 0.00 | 100.00% |
| (265) CHILDHOOD LEAD POISONING | 07/01/20 - 06/30/21 | 46,148.00 | 43,359.13 | 2,788.87 | 93.96% |
| (270) BP1-5 PH EMERGENCY PREPAREDNESS | 07/01/20 - 06/30/21 | 418,514.00 | 360,676.13 | 57,837.87 | 86.18% |
| (271) RW PART B MINORITY AIDS INITIATIVE | 07/01/20 - 06/30/21 | 79,635.00 | 69,485.19 | 10,149.81 | 87.25% |
| (280)EPI ADDITIONAL | 07/01/20 - 06/30/21 | 15,000.00 | 15,000.00 | 0.00 | 100.00% |
| (283) STD PREVENTIVE CLINICAL SERVICES | 07/01/20 - 06/30/21 | 13,962.00 | 13,962.00 | 0.00 | 100.00% |
| (291) FAMILY PLAN. DIST. CADRE REALIGNMENT | 07/01/20 - 06/30/21 | 84,613.00 | 84,504.67 | 108.33 | 99.87% |
| (329) BREASTFEEDING PEER COUNSELING | 07/01/20 - 06/30/21 | 109,564.00 | 104,017.19 | 5,546.81 | 94.94% |
| (362) RYAN WHITE PART C | 07/01/20 - 06/30/21 | 2,775,608.00 | 2,055,201.65 | 720,406.35 | 74.05% |
| (367) COMPREHENSIVE STD PROGRAM | 07/01/20 - 06/30/21 | 109,374.00 | 101,734.84 | 7,639.16 | 93.02% |
| (401) FAMILY PLANNING - TANF | 07/01/20 - 06/30/21 | 427,988.00 | 376,032.28 | 51,955.72 | 87.86% |
| (405) STATE CERVICAL CANCER SCREEN | 07/01/20 - 06/30/21 | 34,000.00 | 29,262.13 | 4,737.87 | 86.07% |
| (409) CMS CLINICS | 07/01/20 - 06/30/21 | 621,690.00 | 470,276.06 | 151,413.94 | 75.64% |
| (443) WIC DIETETIC INTERNSHIP SUPPORT | 07/01/20 - 06/30/21 | 25,000.00 | 25,000.00 | 0.00 | 100.00% |
| (461) OUTPT. UNHSI/AUDIOLOGY SUPPORT | 07/01/20 - 06/30/21 | 69,828.00 | 59,900.58 | 9,927.42 | 85.78% |
| (464) STATE BREAST & CERVICAL CANCER SCR. | 07/01/20 - 06/30/21 | 34,800.00 | 33,525.52 | 1,274.48 | 96.34% |
| (466) HEALTH PROMOTIONS | 07/01/20 - 06/30/21 | 66,150.00 | 62,889.04 | 3,260.96 | 95.07% |
| (543) INFANTS & TODDLERS W/ DISABILITIES | 07/01/20 - 06/30/21 | 208,435.00 | 184,601.15 | 23,833.85 | 88.57% |
| (566) HOSP. COMMUN. EMERGENCY PLANNING | 07/01/20 - 06/30/21 | 75,310.00 | 64,234.80 | 11,075.20 | 85.29% |
| (589)ADOLESCENT HEALTH & YOUTH DEV | 07/01/20 - 06/30/21 | 115,410.00 | 108,051.66 | 7,358.34 | 93.62% |
| (595) SNAP Education Program | 07/01/20 - 06/30/21 | 87,564.00 | 44,674.98 | 42,889.02 | 51.02% |
| (599) ENVIRONMENTAL HEALTH WORK FORCE | 07/01/20 - 06/30/21 | 142,121.00 | 142,121.00 | 0.00 | 100.00% |
| (627) District Public Health Improvement | 07/01/20 - 06/30/21 | 6,500.00 | 0.00 | 6,500.00 | 0.00% |
| (640) Improving Health of GA thru Prevention B (Hypertention) | 07/01/20 - 06/30/21 | 32,500.00 | 4,120.21 | 28,379.79 | 12.68% |
| (641) HPV-Human Papilloma Virus | 07/01/20 - 06/30/21 | 2,500.00 | 2,500.00 | 0.00 | 100.00% |
| (652) OPIOD OVERDOSE CRISIS GRANT | 07/01/20 - 06/30/21 | 103,393.00 | 68,079.25 | 35,313.75 | 65.85% |
| (653) HEALTHY START (CAN) COMMUNITY ACTION | 07/01/20 - 06/30/21 | 49,890.00 | 44,231.16 | 5,658.84 | 88.66% |
| (656) Georgia Strong Families Healthy Start | 07/01/20 - 06/30/21 | 590,791.00 | 519,988.61 | 70,802.39 | 88.02% |
| (661) IMPROVING HEALTH OF GA THRU PREV DIABETES | 07/01/20 - 06/30/21 | 27,500.00 | 4,158.82 | 23,341.18 | 15.12% |
| (663) ODMAP | 07/01/20 - 06/30/21 | 60,000.00 | 4,910.44 | 55,089.56 | 8.18% |
| (671) PH Emergency Response to COVID-19 Pandemic | 07/01/20 - 06/30/21 | 1,497,431.00 | 734,107.55 | 763,323.45 | 49.02% |
| (672) EPI CAPACITY - COVID RESPONSE | 07/01/20 - 06/30/21 | 74,056.00 | 57,662.42 | 16,393.58 | 77.86% |
| (677) Ryan White Part B COVID Response | 07/01/20 - 06/30/21 | 46,388.00 | 22,479.91 | 23,908.09 | 48.46% |
| (686) PH Emergency Response to COVID-19 | 07/01/20 - 06/30/21 | 1,510,720.00 | 959,435.48 | 551,284.52 | 63.51% |
| (690) Public Health EP (PHEP) COVID-19 | 07/01/20 - 06/30/21 | 167,000.00 | 120,247.73 | 46,752.27 | 72.00% |
| (696) Adult Influenza Vaccine District Support | 07/01/20 - 06/30/21 | 82,246.00 | 80,262.27 | 1,983.73 | 97.59% |
| (697) EPI Capacity COVID | 07/01/20 - 06/30/21 | 63,683.00 | 58,325.01 | 5,357.99 | 91.59% |
| (700) Temporary Staffing | 07/01/20 - 06/30/21 | 60,622.00 | 19,743.19 | 40,878.81 | 32.57% |
| (705) Well and Onsite Systems Data | 07/01/20 - 06/30/21 | 13,688.00 | 11,016.88 | 2,671.12 | 80.49% |
| (708) Vaccination Distribution Support | 07/01/20 - 06/30/21 | 160,981.00 | 160,981.00 | 0.00 | 100.00% |
| (709) COVID-19 Vaccination Administration Support | 07/01/20 - 06/30/21 | 80,812.00 | 65,812.00 | 15,000.00 | 81.44% |
| (715) COVID-19 Round 3 Vaccination Admin Support | 07/01/20 - 06/30/21 | 804,878.00 | 0.00 | 804,878.00 | 0.00% |
| (718) Breast Cervical Cancer Program Coordination 2 | 07/01/20 - 06/30/21 | 10,290.00 | 10,290.00 | 0.00 | 100.00% |
| (719) Oral Health-GIA District Programs | 07/01/20 - 06/30/21 | 3,375.00 | 3,375.00 | 0.00 | 100.00% |
| Totals | | 17,616,342.00 | 12,965,468.49 | | |



**COLUMBUS BOARD OF HEALTH
FISCAL YEAR 2021
JULY 1, 2020 – JUNE 30, 2021**

The BOH Nursing Report is a summary of the cumulative program numbers from the beginning of the Fiscal Year through the last day of the month prior to the Board of Health Meeting:

This report represents patients who received services from

| <i>July 1, 2020 – May 31, 2021</i> | <i>July 1, 2019 – May 31, 2020</i> |
|------------------------------------|------------------------------------|
| <i>Initial Visits – 7,346</i> | <i>Initial Visits – 6,998</i> |
| <i>Return Visits – 2,079</i> | <i>Return Visits – 1,958</i> |
| <i>Total Visits = 9,425</i> | <i>Total Visits = 8,956</i> |

Community Collaborations:

- COVID-19 rapid testing for first responders (Columbus Consolidated Government)
- COVID-19 Vaccine Drive-Thru Clinic – Monday, Wednesday & Friday, 9a - 12p
- Clinical rotation for BSN Nursing Students from CSU
- Off-site COVID-19 Vaccine Events – Strike Team & CORE (calendar attached)
- COVID-19 Vaccinations for Homebound Patients – Strike Team

Community Awareness Activities:

- Muscogee County Attendance Panel (MCAP), via Zoom, monthly
- Child Fatality Review (CFR), via Zoom, monthly
- Children in Need of Services Panel (CHINS), cancelled

Activities during this same time frame:

- COVID-19 SPOC (MAKO Labs) testing Monday & Friday 9a – 1p
- COVID-19 conference call with district staff and Nurse Managers, weekly
- COVID-19 Vaccine Clinics at CHD with 22,000+ vaccines administered to date
- COVID-19 Mass Vaccination Event – Columbus Teen Vaccine Clinic (Pfizer), May 17
- Columbus Technical College – PPD/Vaccine Outreach, May 24 & 26
- Teen Challenge Outreach, May 26
- Pat’s House Assisted Living Outreach – PPD/Vaccine Outreach, May 10 & May 12

Upcoming Activities:

- STD Annual Updates, June 8 & 10
- TB Annual Case Review, June 9
- Continue COVID-19 SPOC testing daily, Monday, Wednesday & Friday
- Continue COVID-19 Vaccine Drive-Thru clinics at CHD, Monday, Wednesday & Friday 9a – 12p
- COVID-19 Vaccine to homebound residents

May

COVID-19 VACCINATION EFFORTS – MUSCOGEE COUNTY

2021

| Sunday | Monday | Tuesday | Wednesday | Thursday | Friday | Saturday |
|---|--|--|---|--|--|---|
| | | | | | | 1 Strike Team – Enrichment Svcs Health Fair CORE – MLK ES & River Road ES |
| 2 | 3 CHD 9A-12P | 4 | 5 CHD 9A-12P | 6 CORE – The Cottages/Patriot Point/Nicholson Terrace Strike Team – Fire Station #10 | 7 CHD 9A-12P | 8 Strike Team – Holy Transfiguration Food Pantry CORE – Market Days |
| 9 | 10 CHD 9A-12P | 11 Strike Team – Fire Station #2 | 12 CHD 9A-12P Strike Team – Reach 2 Strike Team - WCHD | 13 CORE – Shirley B Winston Park CORE – METRA Transit Station | 14 CHD 9A-12P CORE – METRA Transit Station Strike Team – Liberty Baptist Church, Project Change, Columbus DD Service Center | 15 CORE – METRA Transit Station and Winterfield Home Park |
| 16 CORE – Souls to the Shots | 17 CHD 9A-12P Strike Team – Sapo's, Pratt & Whitney, CHD 4-7 Teen Pfizer Clinic | 18 Strike Team/CHD – Pfizer Clinic CORE – Cols Govt Center | 19 CHD 9A-12P CORE – CTC Strike Team - Homebound | 20 CORE – Boxwood Rec Center | 21 CHD 9A-12P | 22 Strike Team – St. James CME Church |
| 23 CORE – Greater Shady Grove Baptist Church | 24 CHD 9A-12P | 25 Strike Team – Columbus Lions Team | 26 CHD 9A-12P Strike Team - Homebound | 27 Strike Team - Homebound | 28 CHD 9A-12P | 29 CORE – MLK ES & River Road ES |
| 30 | 31 HOLIDAY | | | | | |