


ELECTIONS AND REGISTRATION

NEW EQUIPMENT IMPLEMENTATION

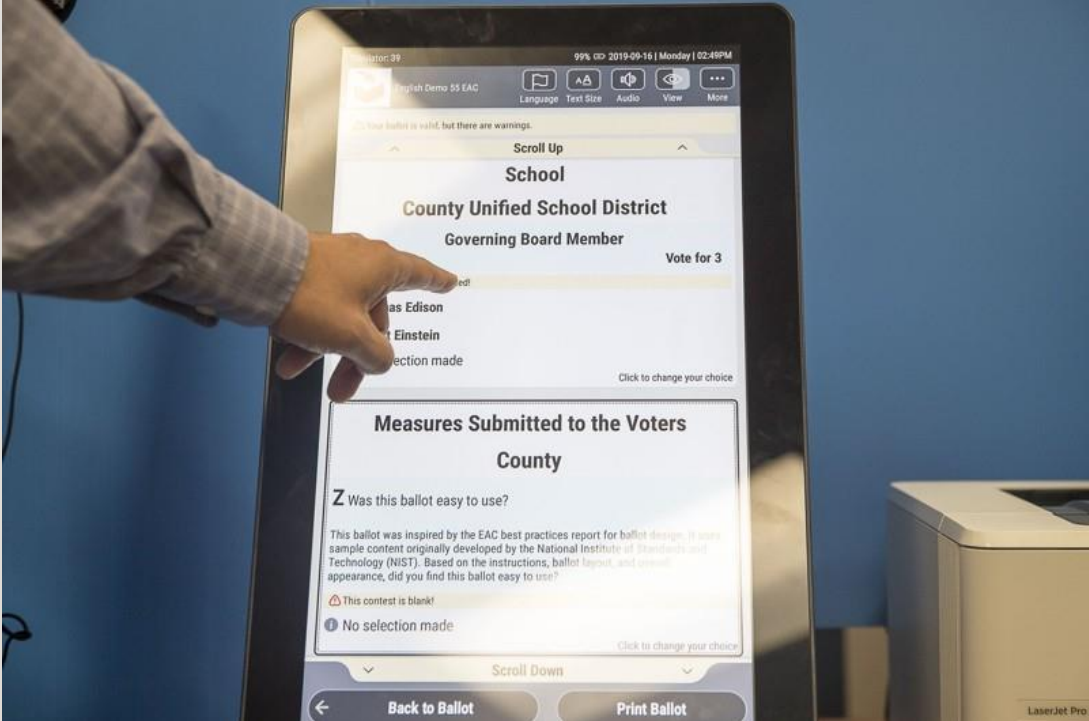
INFORMATION NEW VOTING SYSTEM



STEP ONE



STEP TWO



STEP THREE

i Information

You can not make any more changes after printing your ballot.

Please select the next action.


Print your ballot

Review your choices

Measures Submitted to the Voters

County

STEP FOUR



STEP FIVE



INFORMATION NEW VOTING SYSTEM

 **THE GEORGIA STATEWIDE VOTING SYSTEM**
A UNIVERSALLY ACCESSIBLE PAPER BALLOT SOLUTION

VOTING IS AS EASY AS 1 2 3 !

1  **POLL PAD ELECTRONIC POLL BOOK**
CHECK IN AT THE POLLS.
Upon verifying their eligibility status, voters receive a smartcard to begin the voting process.



2  **IMAGECAST X BALLOT-MARKING DEVICE (BMD)**
MARK AND PRINT YOUR PAPER BALLOT.
A universal device with accessible options, the BMD prints a paper ballot after voters mark and confirm their selections.

3  **IMAGECAST PRECINCT POLLING PLACE SCANNER (PPS)**
PLACE YOUR COMPLETED BALLOT INTO THE SCANNER FOR COUNTING.
All paper ballots go into a secure lock box.

POST-ELECTION AUDITS
Improved transparency and security for post-election audits and recount with the patented AuditMark® (ballot audit record), which is added to the bottom of every digital ballot image and shows how each voter's mark was interpreted by the tabulator.


TO LEARN MORE ABOUT OUR TECHNOLOGY, PEOPLE AND SERVICES
VISIT DOMINIONVOTING.COM

DOMINION VOTING
OUR CUSTOMERS COME FIRST. 

DEPARTMENT NEEDS

- **Options:**
 - Tables 6' or 8' with adjustable heights
 - Equipment stands
- **Implementation Costs**
- **Paper**

FUNDING REQUEST

- **Option 1:** Tables (6' or 8' adjustable height – estimated expenditure \$16,000 to 58,000)
- **Option 2:** Voting Booths
- **Paper/Replacement Ink Jet Cartridges**
- **Total Request: \$200,000**

QUESTIONS?

