



Columbus Water Works

FY 2023-24 Public Forum

October 24, 2024



Agenda

South Columbus Water Reclamation Facility

First facilities were constructed in 1964

Review of 2023

Rate Drivers

5-Year Financial Plan

Recommended 2024
Rates

Next Steps



Our Purpose is Personal

- We protect our neighbors by providing essential water- the fuel of life.
- Serve 250,000+ people in Columbus area
- Provide essential drinking water and wastewater treatment services
- Protect the environment for our water supply and quality of life
- We live, work and play here too!



2022-2023 Key Accomplishments

Organization Awards

- Plant of the Year Certificate of Merit (Fort Moore Water Treatment Plant)
- Plant of the Year Certificate of Merit (North Columbus Water Resources Facility)
- Platinum Collection System of Excellence
- Platinum Distribution System of Excellence
- Platinum Level Compliance Awards (3 Plants; 9 wells)
- Gold Level Laboratory QA/QC Wastewater
- Gold Level Laboratory QA/QC Water

Individual Awards

- | | |
|--------------------------|-----------------|
| • Hugh A. Wyckoff Award | John Peebles |
| • Customer Service Award | Marc Hernandez |
| • 5-S Society Induction | Jeremy Cummings |

Note: Awards listed above were provided by Georgia Association of Water Professionals

Factors impacting our service



Delivering safe/clean water to customers and returning clean water to the river



Infrastructure maintenance and improvements



Regulatory Compliance



Cost increases driven by inflation affect every aspect



2024 Financial Overview

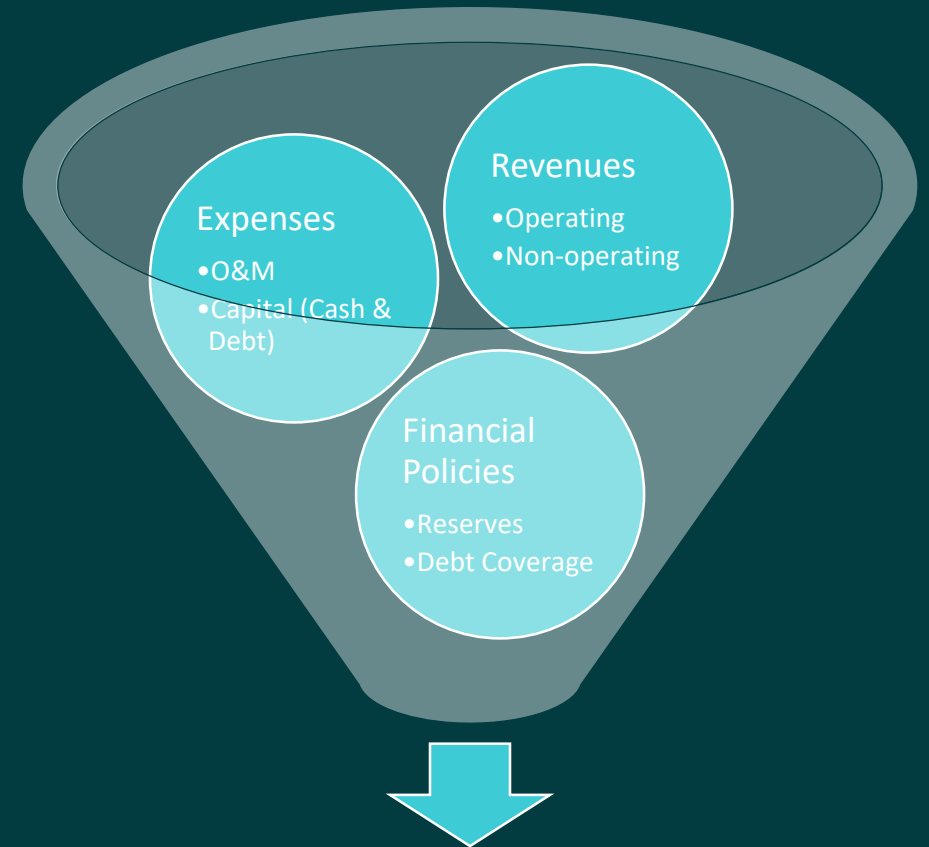
Carl Robertson

CFO – Columbus Water Works



Financial planning determines how much revenue we need to maintain a fiscally responsible utility

- Promotes financial sufficiency for the short- and long-term
- Accounts for future system needs
- Balanced by appropriate financial policies
 - Financial sufficiency
 - Debt service coverage
 - Capital project financing
 - Cash Reserves



Financial Plan

Capital spending focused on renewal of aging infrastructure and regulatory compliance

North Columbus Water Resources Facility



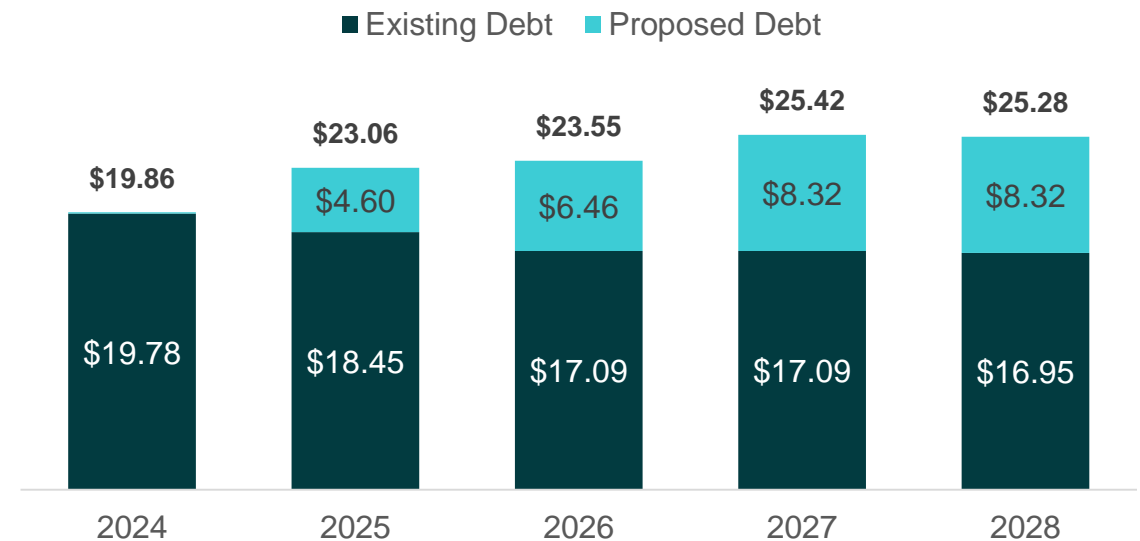
Total Capital Spending

- Over \$150 million in capital investment by 2028 is required to maintain safe, reliable services
 - › Long-term planning underway for SCWRF
- Proposed debt payments aligned with the retirement of existing debt

Capital Spending
(\$ millions)



Annual Debt Service (\$ millions)



Recent operating cost increases due to inflation and supply chain pressures are included in the financial forecast

	Historical	Projected
Labor	4.8%	4.8%
Supplies & Maintenance	3.0%	5.0%
Chemicals	3.5%	5.0%
Power	2.5%	2.5%
Outside Services	2.25%	2.5%



Financial Plan Summary

- Extra \$50M bond issued in 2026 due to inflationary induced capital cost increases
- 4.95% rate increase in 2024
- Projected 7.95% rate increase in 2025
- Future years assume 4.95% rate increase across the board
 - › Reviewed annually

** Ft. Moore ROI payment ends in FY24-25 when corresponding debt payments finish.*

Customer Assistance Options

- Existing Low Income Credit Program
 - › Provides a monthly \$8.50 credit for qualifying residential customers (281 participants)
- Federal Low-Income Household Water Assistance Program (LIHWAP)
 - › Temporary assistance administered by Enrichment Services
 - › Amount of assistance is based on household size, income, and composition
 - › 1,700+ payments since Dec. 2022 for over \$1.1 million

Recommended 2024 Rates

Joe Crea
Raftelis

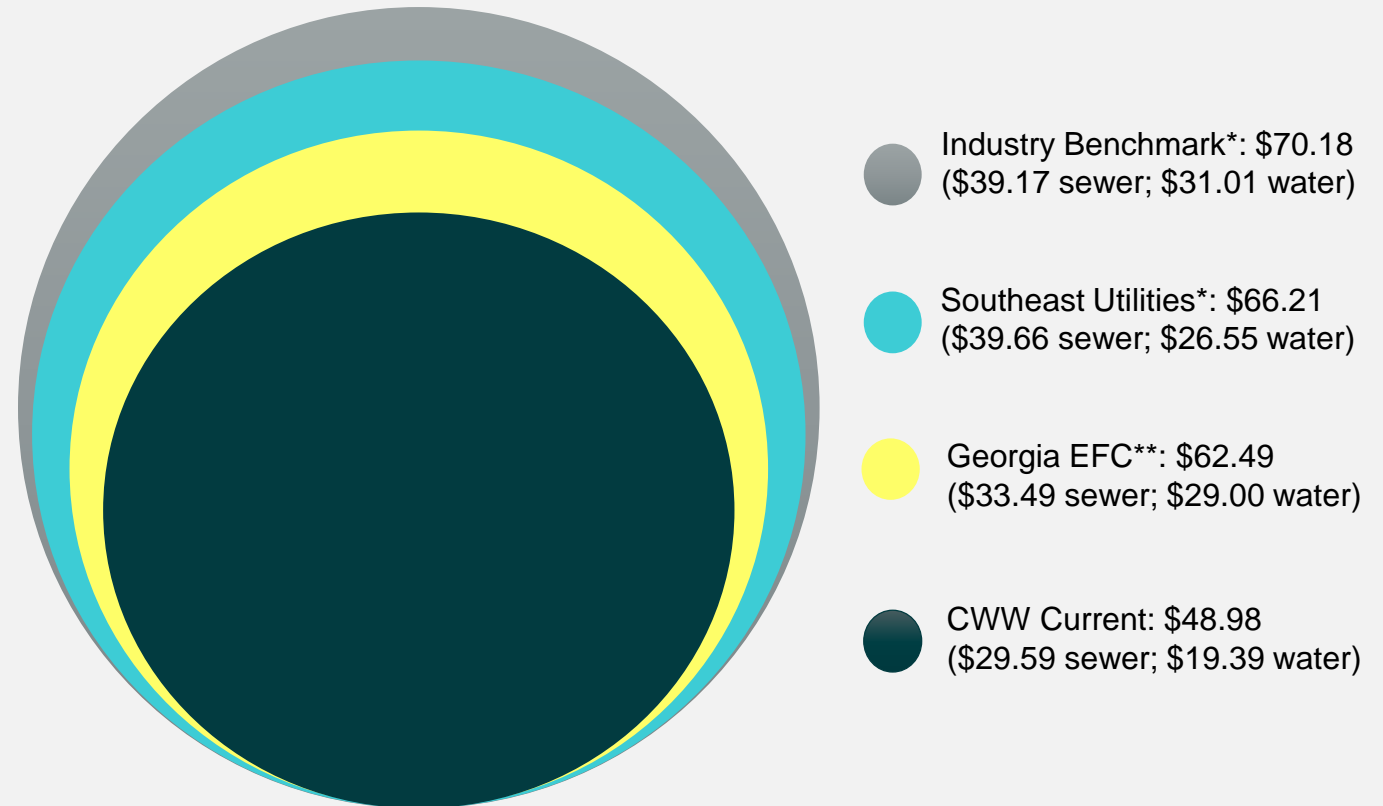


Historic Rates and Benchmarks

- CWW customers pay \$15-20 less per month compared with regional and national averages
- According to industry benchmarks, annual rate increases since 2012 have been over 5.0%
- CWW rate increases (including this year) have been less than 4.0% historically

Customer Bill Benchmarks

5 ccf or 3,750 gallons



CWW service is less than 2¢ per gallon!

* Based on 2023 data from approx. 450 utilities collected by Raftelis.

** Georgia rates based on 2022 data from 376 utilities collected by UNC Environmental Finance Center.

Proposed Rate Changes

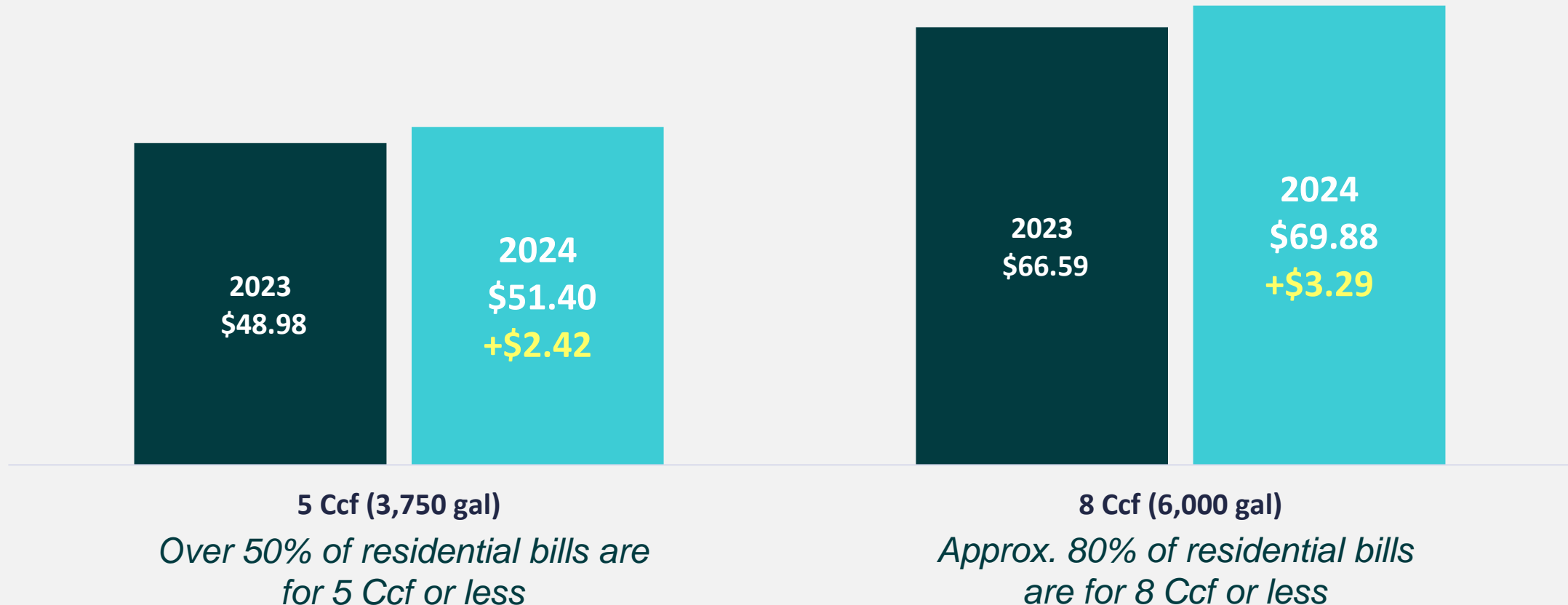
- Proposed 4.95% rate increase needed to provide safe and reliable drinking water
- Increase will add approximately \$2.42 to most customers monthly bill and less than \$3.29 to over 80% of customers bills

Monthly Residential Customer Bills

Water, Sewer, and CSO

Less than a \$3.29 per month increase to over 80% of customers

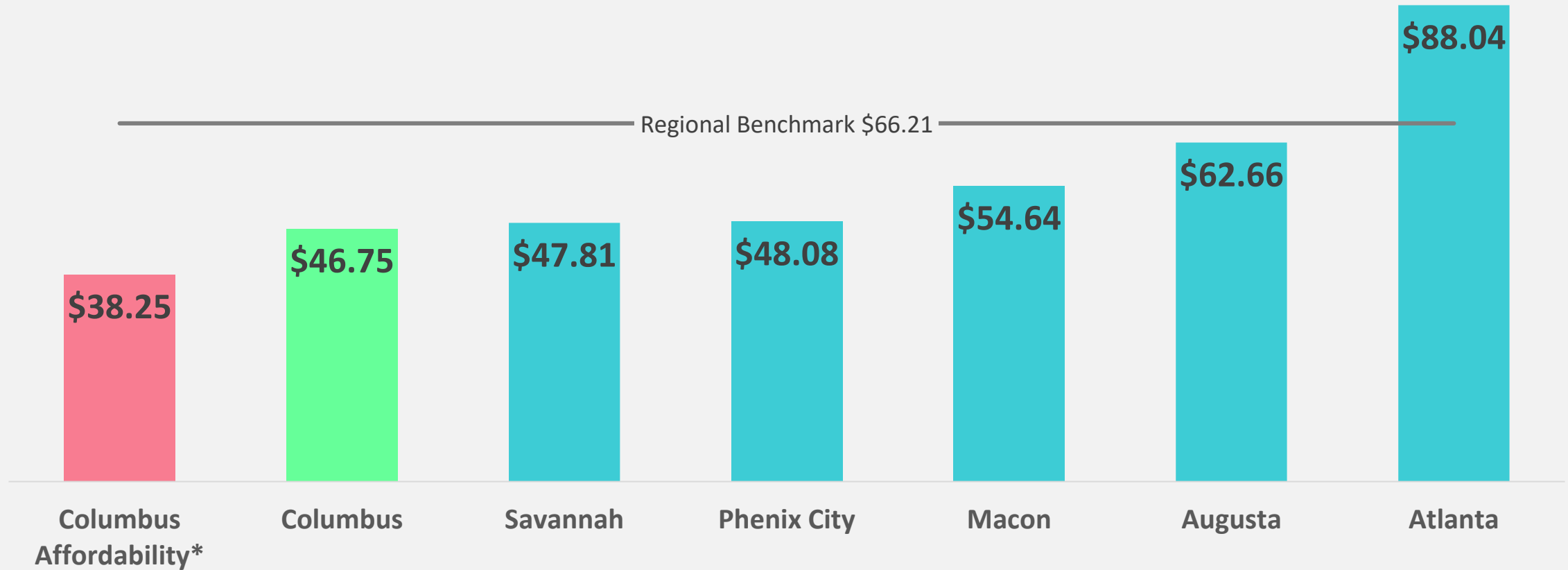
Sample Residential Customers



Key Bill Comparison

Water and Sewer

5 Ccf or 3,750 gallons residential bill – Proposed
CWW Rates



Note: Rates for comparison communities are current as of September 2023, but do not include increases they may implement in 2024.

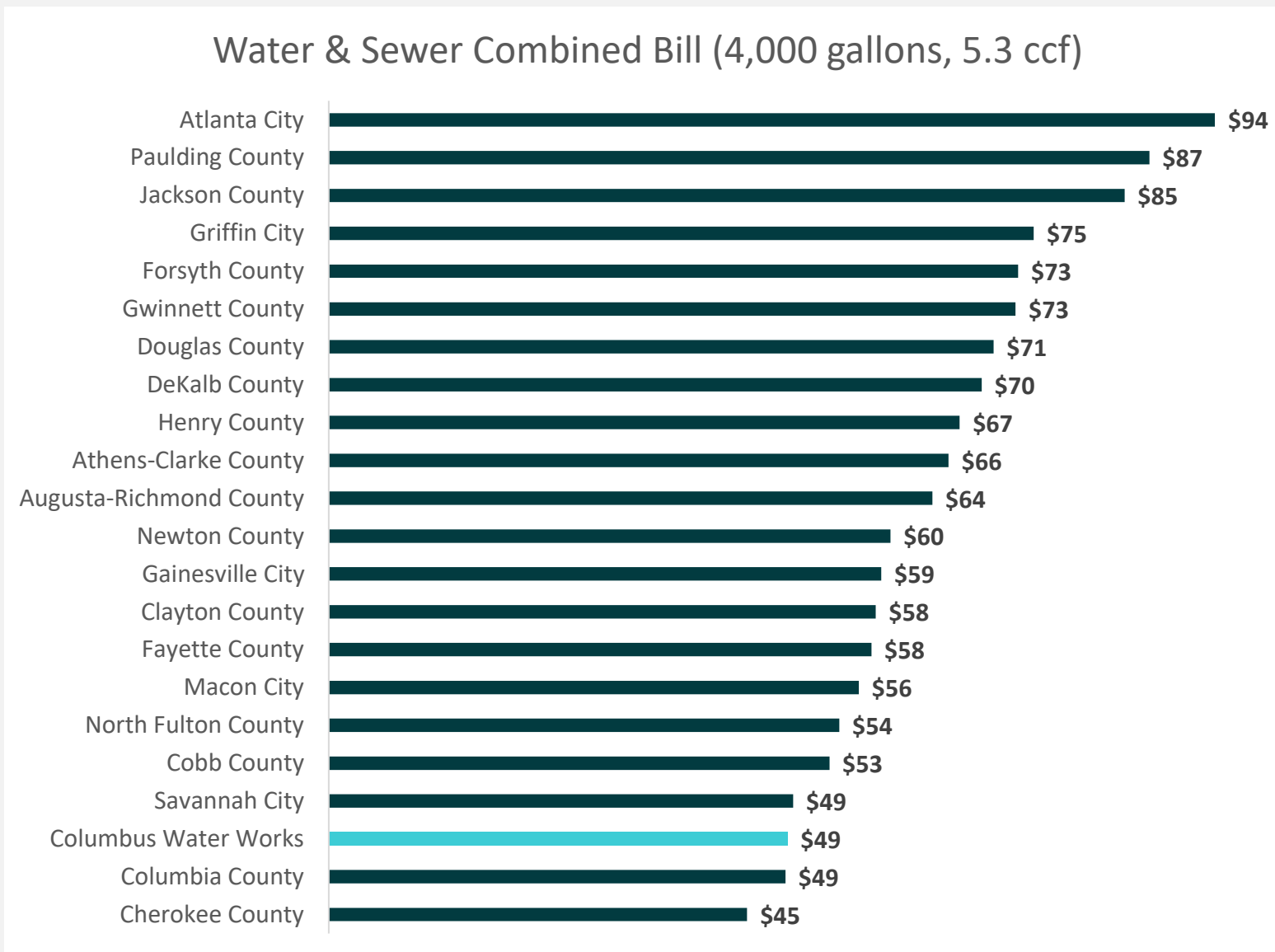
* The Low-Income Credit Program provides a monthly \$8.50 credit for qualifying residential customers

Peer Utility Comparison - Statewide

A 4,000-gallon bill in Columbus is lower than almost all its peers in Georgia

**Data from survey is presented in gallons which is why the total bill is slightly higher than the bill presented on slide 22.*

Rates as of 2022



2024 Water Base Charges & Volume Rates

Bills Rendered as of January 1, 2024

Meter Size	Current Charge	Proposed Charge
5/8"	\$ 9.39	\$ 9.85
3/4"	\$ 9.39	\$ 9.85
1"	\$ 16.41	\$ 17.23
1-1/2"	\$ 28.11	\$ 29.53
2"	\$ 42.16	\$ 44.29
3"	\$ 79.62	\$ 83.65
4"	\$ 121.76	\$ 127.93
6"	\$ 238.81	\$ 250.93
8"	\$ 379.27	\$ 398.53
10"	\$ 543.14	\$ 570.73

Block	Current Rate (per CCF)	Proposed Rate (per CCF)
Non-Industrial		
1 (to 15 CCF)	\$2.00	\$2.10
2 (> 15 CCF)	\$2.22	\$2.33
Industrial		
1 (to 15 CCF)	\$2.00	\$2.10
2 (> 15 CCF)	\$1.93	\$2.03

2024 Wastewater & CSO Charges

Bills Rendered as of January 1, 2024

Current Base Charge	Proposed Base Charge
\$ 5.81	\$ 6.10

Block	Current Rate (per ccf)	Proposed Rate (per ccf)
1 (to 15 ccf)	\$3.87	\$4.06
2 (> 15 ccf)	\$ 3.13	\$ 3.28

CSO Block	Current Charge	Proposed Charge
0 to 4 ccf	\$ 0.00	\$ 0.00
5-15 ccf	\$ 4.43	\$ 4.65
16-204 ccf	\$ 8.87	\$ 9.31
205-1004 ccf	\$ 88.68	\$ 93.07
Over 1004 ccf	\$ 253.41	\$ 265.95

Summary of Changes Ahead for Your Water Bill

- We are proposing an across-the-board 4.95% rate increase which will take effect on January 1, 2024
- Increase will add approximately \$2.42 to most customers monthly bill and less than \$3.29 to over 80% of customers' bills.
- We offer customer assistance for eligible customers. Information can be found at: www.cwwga.org

Q&A

Thank you!

