

## DIRECTOR'S REPORT

### Summer Library Program Summary

We're happy to share that the 2024 Summer Library Program concluded with **617 participants**.

On **Monday, August 11**, about **350 people** joined us at the Aquatic Center for our end-of-summer celebration. Families enjoyed a picnic meal sponsored by the **Columbus Kiwanis** and **Kwik Trip**, along with a petting zoo, face painting, and yard games. At 6:00 p.m., children were invited to swim for free, and everyone enjoyed ice cream treats generously donated by **Mullins Short-Stop**. We are especially grateful to the **Kiwanis** and **Friends of Columbus Library** for serving the meal and handling clean-up duties.

### Community Outreach

On **August 5**, the Library participated in **National Night Out**, partnering with the Department of Public Works to help children decorate hardhats and safety vests and add colorful handprints to a snowplow. We also handed out program information and fun giveaways.

Library staff representing us at the event included Amanda, Helen, Catherine, Kristen, Deb, and Pat.

### Youth Services

We were fortunate to welcome several special guests this month:

- Fire Chief **Scott Hazeltime** and Police Chief **Dennis Weiner**
- Recreation Director **Amy Jo Meyers**
- Columbus Utilities Lineman **Jake Boness**
- Columbus Police Officer **Julia Knoll**
- Library Board Members **Jim Schieble** and **Dana Pike**
- City Administrator **Matt Amundson**



Our summer program lineup featured:

- ***The Wonders of Physics*** from the University of Wisconsin–Madison
- **J & R Aquatic Animal Rescue**
- A musical performance by **Angela Puerta**

### Adult Services

- **July 17** – Author visit with **Dean Robbins**
- **July 24** – **Cookbook Club**, where members prepared dishes to share and swapped recipes
- **Lotus Lantern Craft Workshop**, led by Helen and Kristen in collaboration with the Korean Spirit and Culture Promotion Project, filled to capacity with 20 participants
- **August 7** – **After Hours Book Club** met at The 161 Building and welcomed 28 attendees, continuing to grow in popularity
- **September 18**– New Art from the Heart Art Club for kids.

### Looking Ahead










- **September 9** – Author **Ruth Conniff** will discuss her book *Milked: How an American Crisis Brought Together Midwestern Dairy Farmers and Mexican Workers*
- **September 18** – Classical guitar performance by **David Rogers**
- **Books & Beer** with **Valerie Biel** – Monthly author talks will take place in the Annex
- **September** – Library Card Sign-Up Month, with raffles for both new cardholders and current patrons who update their information

### Meetings

- **July 17** – South Central Library System All Directors Meeting in Wisconsin Dells, including training on crisis management and media relations
- **July 18** – Columbia County Directors Meeting, focusing on the near-completion of the county strategic plan. Amanda will help present the county library budget to the Finance Committee on **September 24**

### Facilities

- The west side window has been removed and is being rebuilt by the Department of Public Works in-house
- Quotes are being collected for cleaning and sealing the bathroom grout the bathrooms.

Library Statistics		2025 Month	2025 YTD	2024 YTD	2024 Total	% Change from 2024 to 2025
	Visits (# door counts)	7,383	42,022	40,061	67,146	4.9%
	Items Borrowed (total)	5,991	37,132	35,196	58,538	5.5%
	% Columbus residents		47%		50%	
	% Fall River residents		13%		13%	
	% Other Columbia County		24%		21%	
	% Dodge County		11%		10%	
	% Other		6%		6%	
	Digital Items Borrowed (# checkouts)	1,252	8,378	8,884	14,759	-6%
	Books by Mail (# items sent)	9	91	142	259	-36%
	Public Wi-Fi (# sessions)	5,837	35,402	36,696	56,084	-3.5%
	Public Computer Use (# sessions)	228	1,581	1,795	3,077	-12%
	Wireless Printing & Faxing (# jobs)	70	564	546	967	3.3%
	Community Use of Rooms (# attended)	108	680	677	1,171	.5%
	Patrons Added (# added)	27	197	246	368	-20%
Program Statistics		In-Person & Live Virtual (# programs)	In-Person & Live Virtual (# attended)	Self-Directed Activities (# participated)		
Future Readers		12	336	5		
Children		4	164	0		
Teen		4	37	0		
Adult		8	109	1		
General Interest		14	463	0		