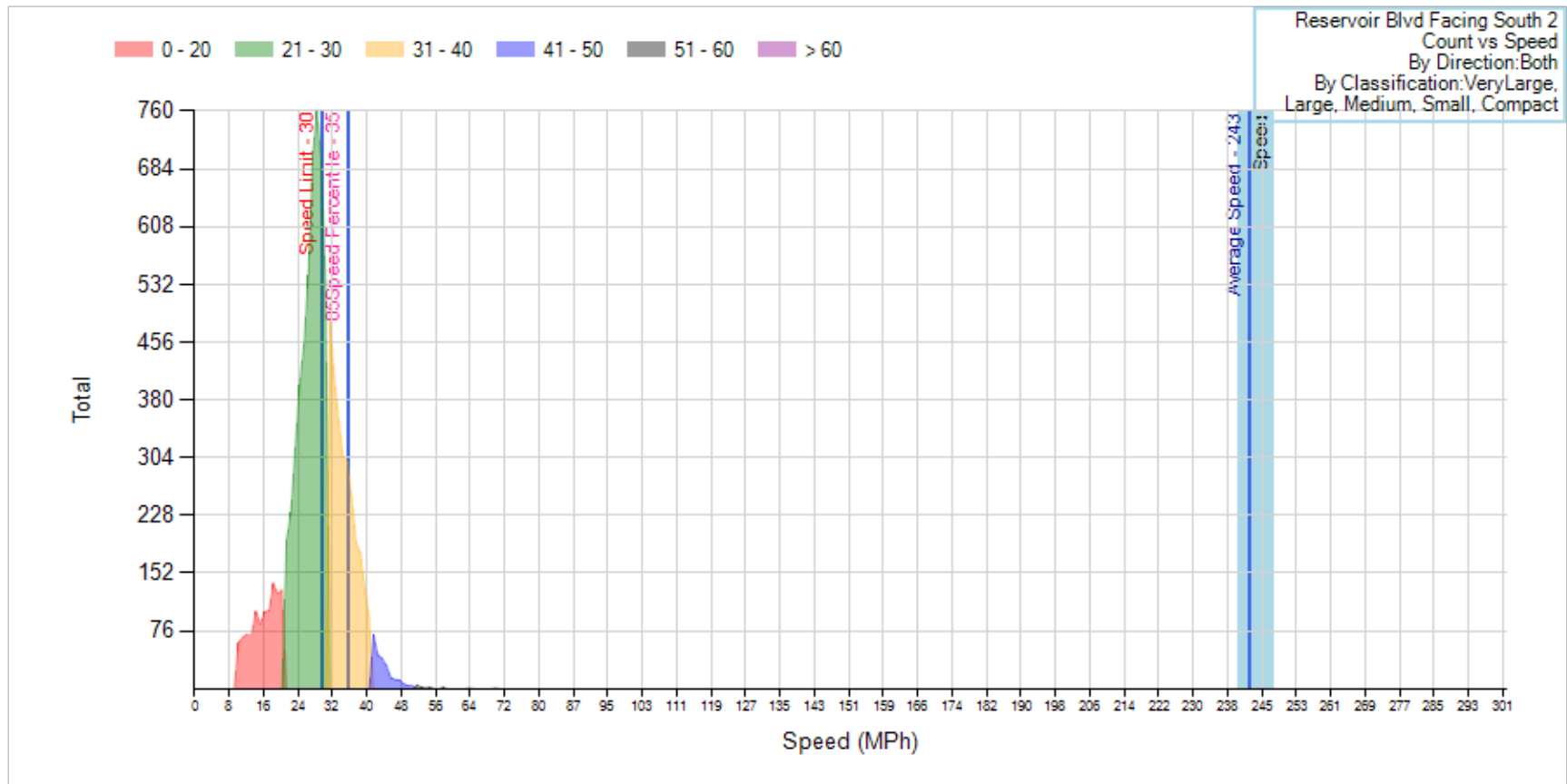


STALKER Radar | Lidar

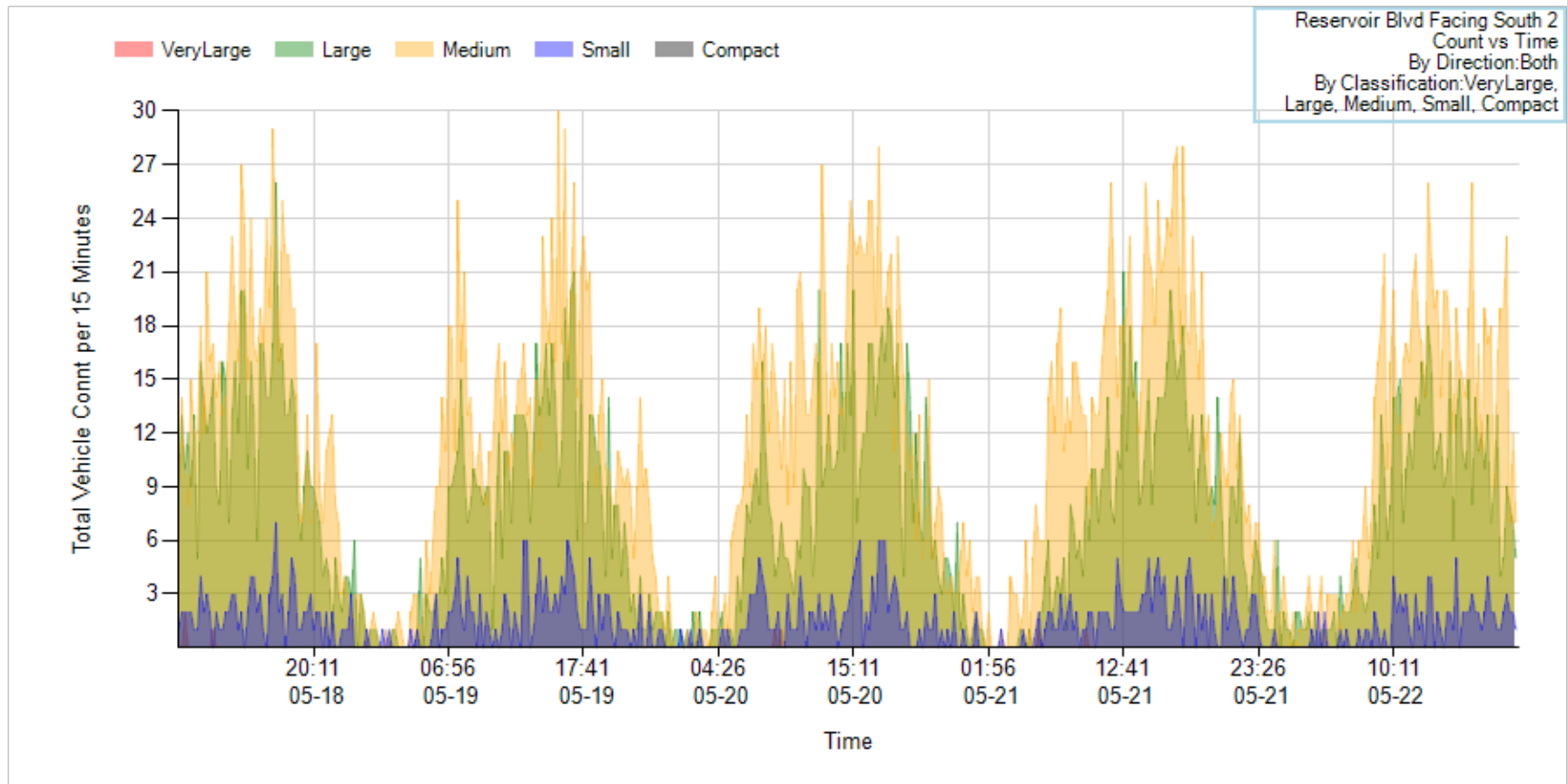
Reservoir Blvd Facing South 2-Chart-2



Survey Name	Reservoir Blvd Facing South	Speed Unit	Miles/Hour	Average Speed	243.3	MPH	Total Volume	8845	100%
Start Date	2021-05-18	Speed Limit	30	Max Speed	69	MPH	Over Limit Count	2951	33.4%
Stop Date	2021-05-22			Min Speed	10	MPH	Under Limit Count	5894	66.6%
				85th Percentile	35	MPH	Over Threshold Count	5894	3%
				10 MPH Pace	239 - 248	MPH	In Pace Count	0	0.0%

STALKER Radar | Lidar

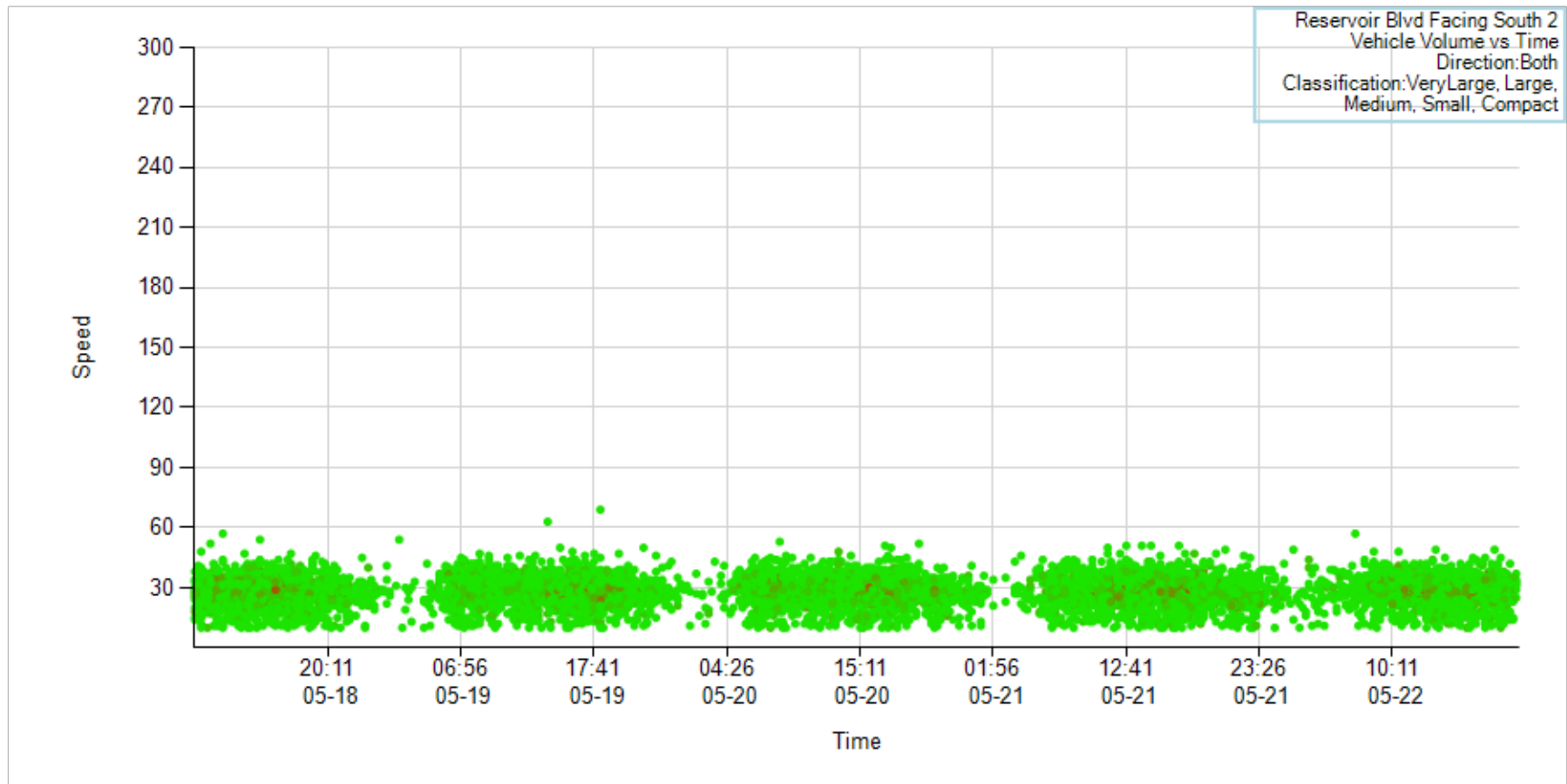
Reservoir Blvd Facing South 2-Chart-3



Survey Name	Reservoir Blvd Facing S	Speed Unit	Miles/Hour	Average Speed	28.1	MPH	Total Volume	8838	100%
Start Date	2021-05-18	Speed Limit	30	Max Speed	69	MPH	Over Limit Count	2946	33.3%
Stop Date	2021-05-22			Min Speed	10	MPH	Under Limit Count	5892	66.7%
				85th Percentile	35	MPH	Over Threshold Count	5892	3%
				10 MPH Pace	24 - 33	MPH	In Pace Count	4934	55.8%

STALKER Radar | Lidar

Reservoir Blvd Facing South 2-Chart-5



Survey Name	Reservoir Blvd Facing South	Speed Unit	Miles/Hour	Average Speed	28.1	MPH	Total Volume	8845	100%
Start Date	2021-05-18	Speed Limit	30	Max Speed	69	MPH	Over Limit Count	2951	33.4%
Stop Date	2021-05-22			Min Speed	10	MPH	Under Limit Count	5894	66.6%
				85th Percentile	35	MPH	Over Threshold Count	5894	3%
				10 MPH Pace	24 - 33	MPH	In Pace Count	4939	55.8%