

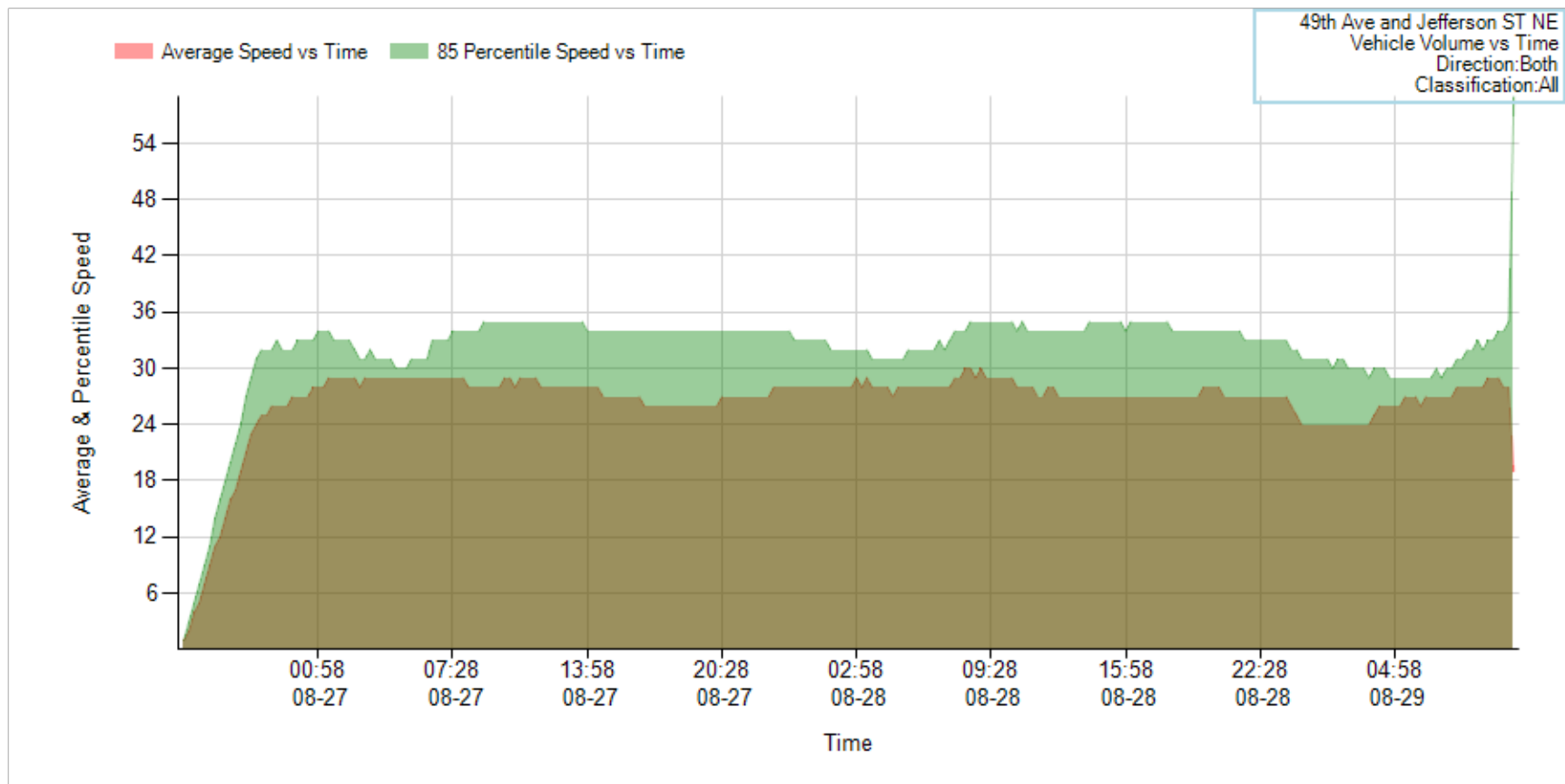
STALKER

Survey Name	49th Ave and Jefferson ST NE	Location	49th Ave and Jefferson ST N...	Speed Unit	Miles/Hour
Start	2021-08-26 18:28	Traffic Direction	Undefined	Speed Limit	30
Stop	2021-08-29 10:50	Zone	None	Min Speed Threshold	10
Operator	000	Min Following Time	0.0	Max Speed Threshold	120
Survey Direction	Both	Time Resolution	1	Speed Resolution	1

Total Vehicle Count	11931	100%	Average Speed	29.4	MPH	In Pace Count	7284	61%
Under Limit Count	6415	53%	Minimum Speed	10	MPH	10 mph Pace	25 - 34	MPH
Over Limit Count	5516	47%	Maximum Speed	112	MPH	Standard Deviation	7	MPH
10 Over Limit Count	419	3%	85Speed Percentile	35	MPH	Average Speed Over Limit	34.7	MPH

STALKER Radar | Lidar

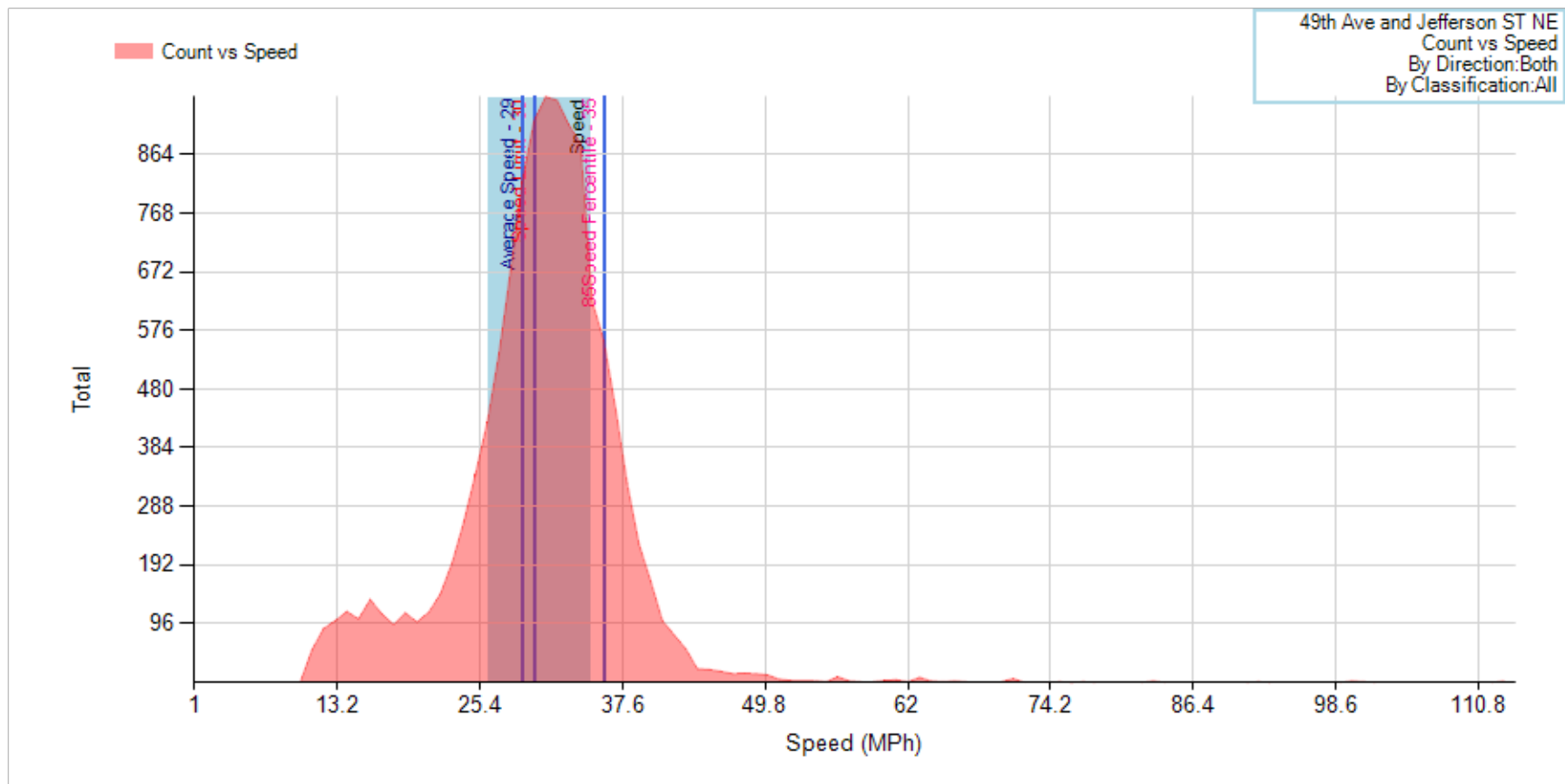
49th Ave and Jefferson ST NE-Chart-2



Survey Name	49th Ave and Jefferson	Speed Unit	Miles/Hour	Average Speed	29.4	MPH	Total Volume	11931	100%
Start Date	2021-08-26	Speed Limit	30	Max Speed	112	MPH	Over Limit Count	5516	46.2%
Stop Date	2021-08-29			Min Speed	10	MPH	Under Limit Count	6415	53.8%
				85th Percentile	35	MPH	Over Threshold Count	6415	3%
				10 MPH Pace	25 - 34	MPH	In Pace Count	7284	61.1%

STALKER Radar | Lidar

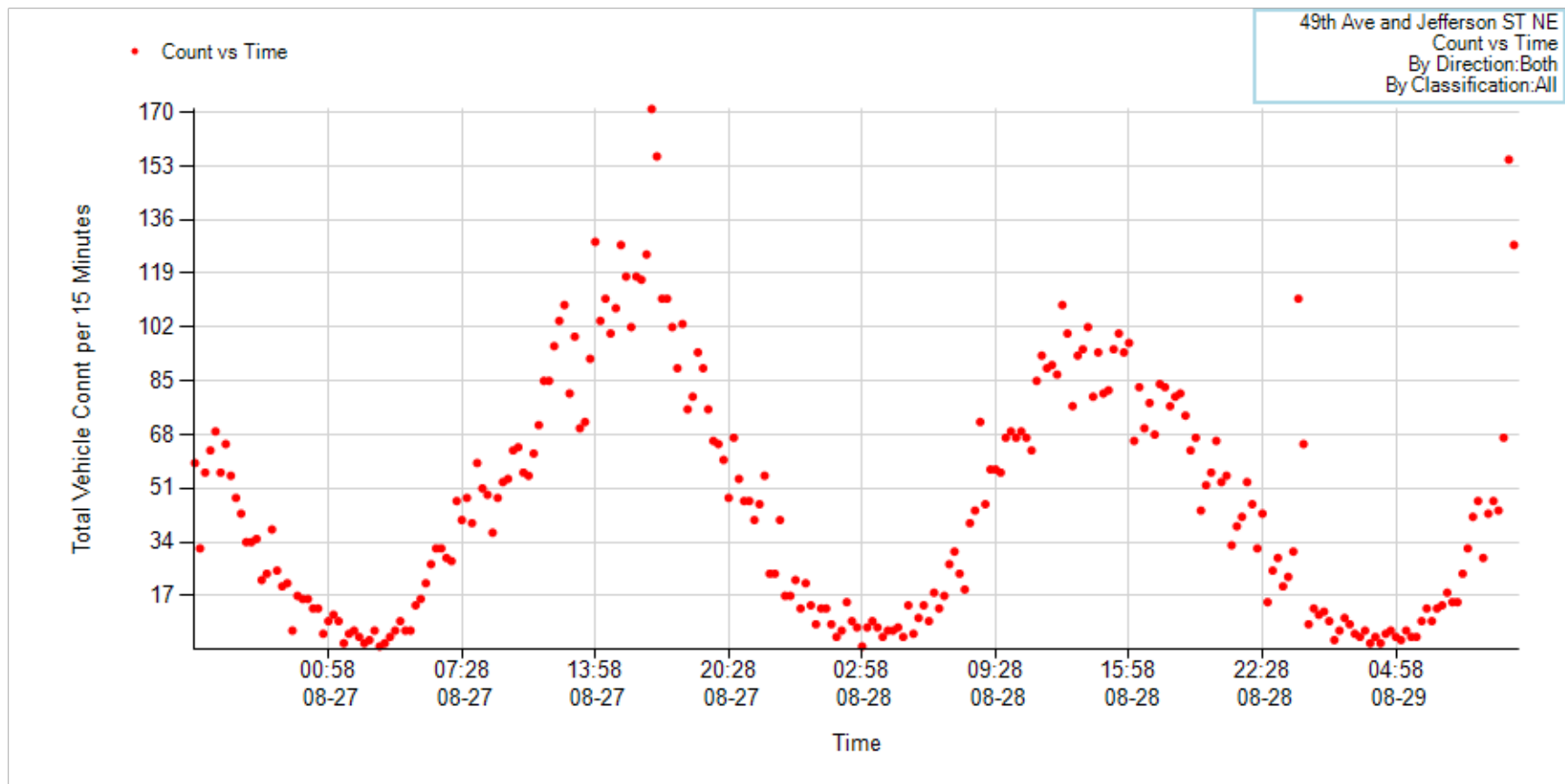
49th Ave and Jefferson ST NE-Chart-3



Survey Name	49th Ave and Jefferson	Speed Unit	Miles/Hour	Average Speed	29.4	MPH	Total Volume	11931	100%
Start Date	2021-08-26	Speed Limit	30	Max Speed	112	MPH	Over Limit Count	5516	46.2%
Stop Date	2021-08-29			Min Speed	10	MPH	Under Limit Count	6415	53.8%
				85th Percentile	35	MPH	Over Threshold Count	6415	3%
				10 MPH Pace	25 - 34	MPH	In Pace Count	7284	61.1%

STALKER Radar | Lidar

49th Ave and Jefferson ST NE-Chart-4



Survey Name	49th Ave and Jefferson	Speed Unit	Miles/Hour	Average Speed	29.4	MPH	Total Volume	11931	100%
Start Date	2021-08-26	Speed Limit	30	Max Speed	112	MPH	Over Limit Count	5516	46.2%
Stop Date	2021-08-29			Min Speed	10	MPH	Under Limit Count	6415	53.8%
				85th Percentile	35	MPH	Over Threshold Count	6415	3%
				10 MPH Pace	25 - 34	MPH	In Pace Count	7284	61.1%

STALKER Radar | Lidar

Survey Name	49th Ave and Jefferson ST NE	Location	49th Ave and Jefferson ST N...	Speed Unit	Miles/Hour
Start	2021-08-26 18:28	Traffic Direction	Undefined	Speed Limit	30
Stop	2021-08-29 10:50	Zone	None	Min Speed Threshold	10
Operator	000	Min Following Time	0.0	Max Speed Threshold	120
Survey Direction	Both	Time Resolution	1	Speed Resolution	1

Total Vehicle Count	11931	100%	Average Speed	29.4	MPH	In Pace Count	7284	61%
Under Limit Count	6415	53%	Minimum Speed	10	MPH	10 mph Pace	25 - 34	MPH
Over Limit Count	5516	47%	Maximum Speed	112	MPH	Standard Deviation	7	MPH
10 Over Limit Count	419	3%	85Speed Percentile	35	MPH	Average Speed Over Limit	34.7	MPH