

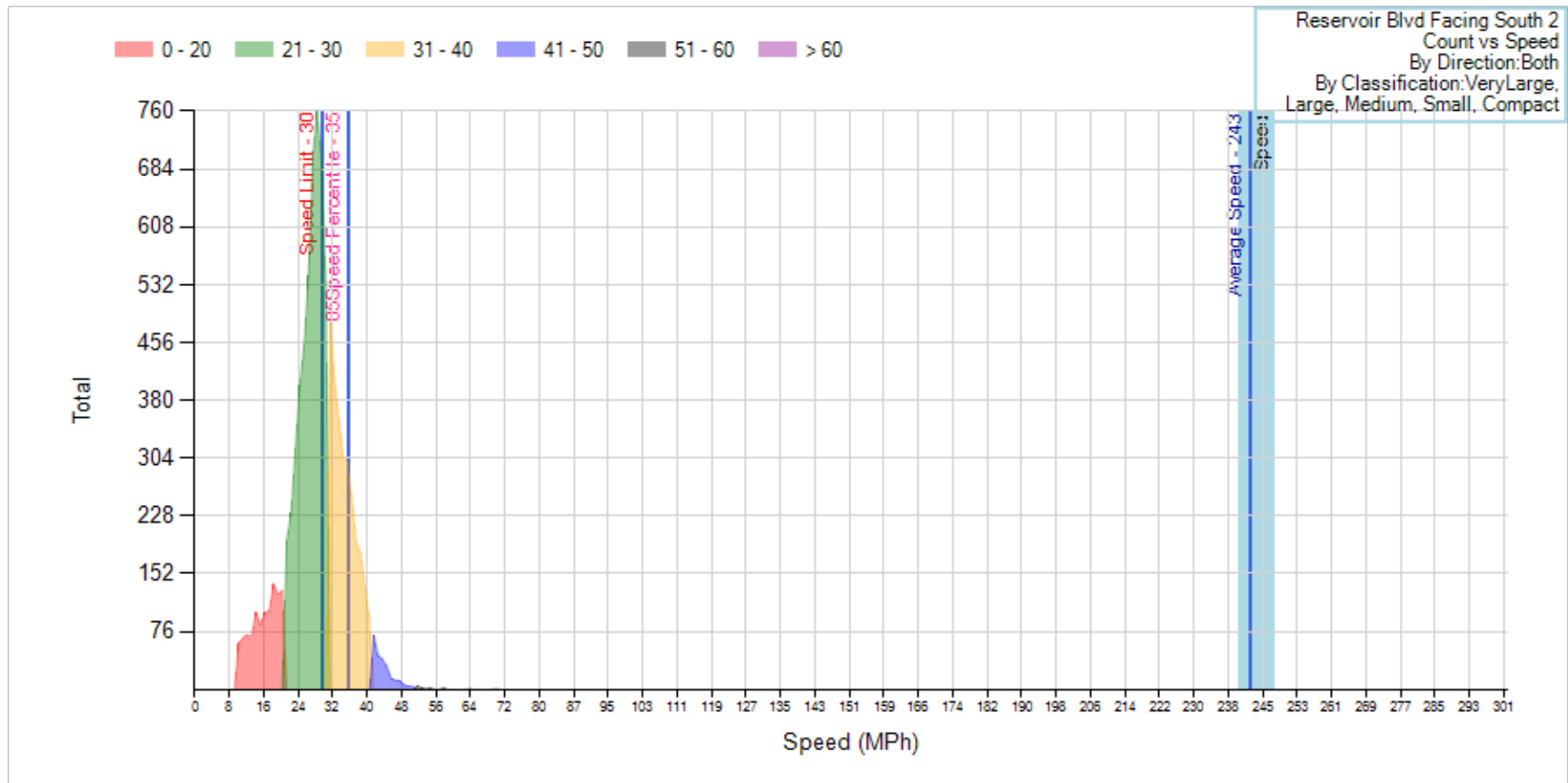
# SPEED TRAILER



Survey Name	Reservoir Blvd Facing South 2	Location	Reservoir Blvd Facing South,...	Speed Unit	Miles/Hour
Start	2021-05-18 09:26	Traffic Direction	Undefined	Speed Limit	30
Stop	2021-05-22 20:15	Zone	None	Min Speed Threshold	10
Operator	000	Min Following Time	0.0	Max Speed Threshold	120
Survey Direction	Both	Time Resolution	1	Speed Resolution	1

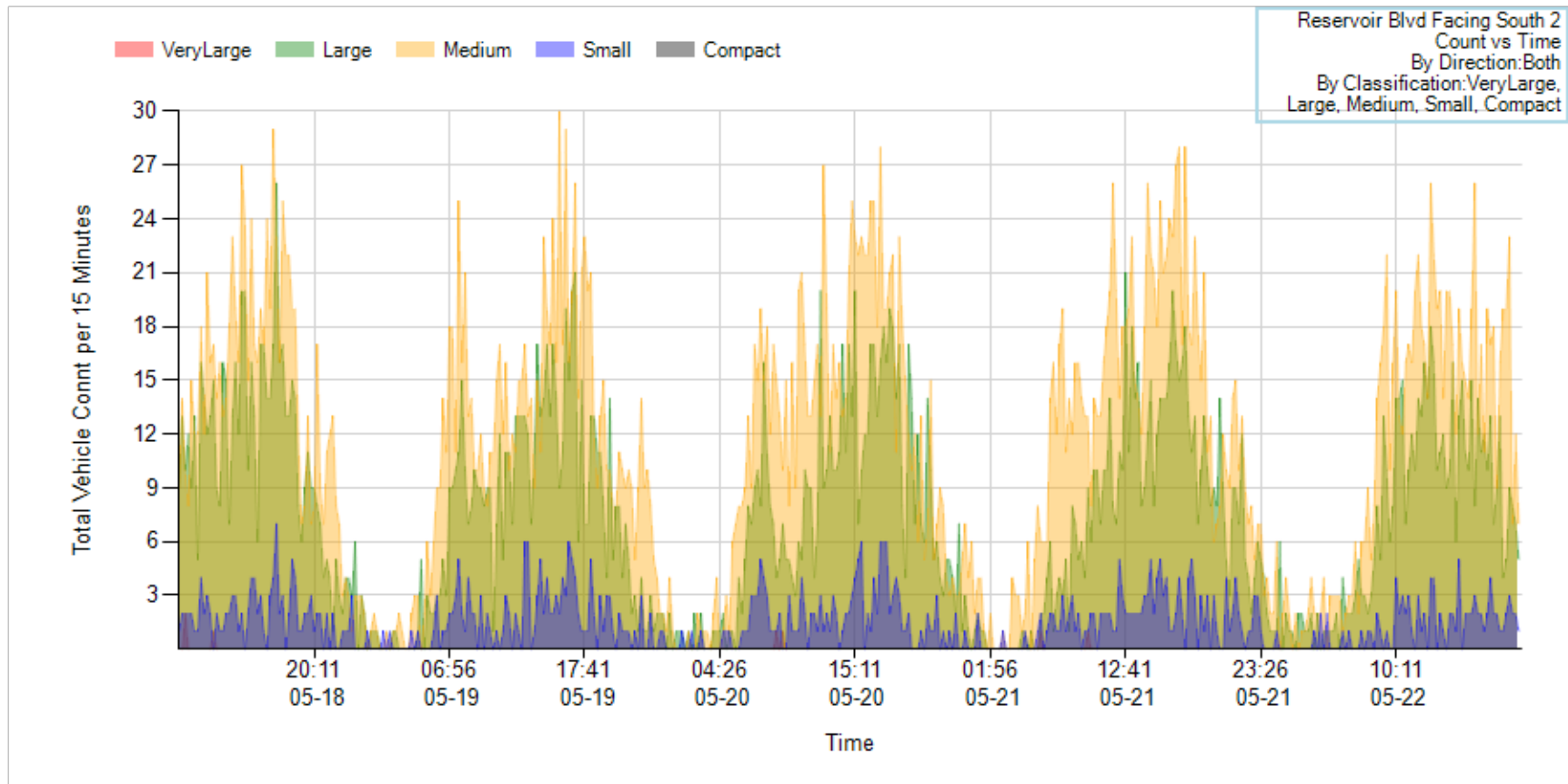
Total Vehicle Connt	9101	100%	Average Speed	243.3	MPH	In Pace Count	0	0%
Under Limit Count	5894	64%	Minimum Speed	10	MPH	10 mph Pace	239 - 248	MPH
Over Limit Count	3207	36%	Maximum Speed	7680	MPH	Standard Deviation	240	MPH
10 Over Limit Count	599	6%	85Speed Percentile	35	MPH	Average Speed Over Limit	645.3	MPH

Reservoir Blvd Facing South 2-Chart-2



Survey Name	Reservoir Blvd Facing South	Speed Unit	Miles/Hour	Average Speed	243.3	MPH	Total Volume	8845	100%
Start Date	2021-05-18	Speed Limit	30	Max Speed	69	MPH	Over Limit Count	2951	33.4%
Stop Date	2021-05-22			Min Speed	10	MPH	Under Limit Count	5894	66.6%
				85th Percentile	35	MPH	Over Threshold Count	5894	3%
				10 MPH Pace	239 - 248	MPH	In Pace Count	0	0.0%

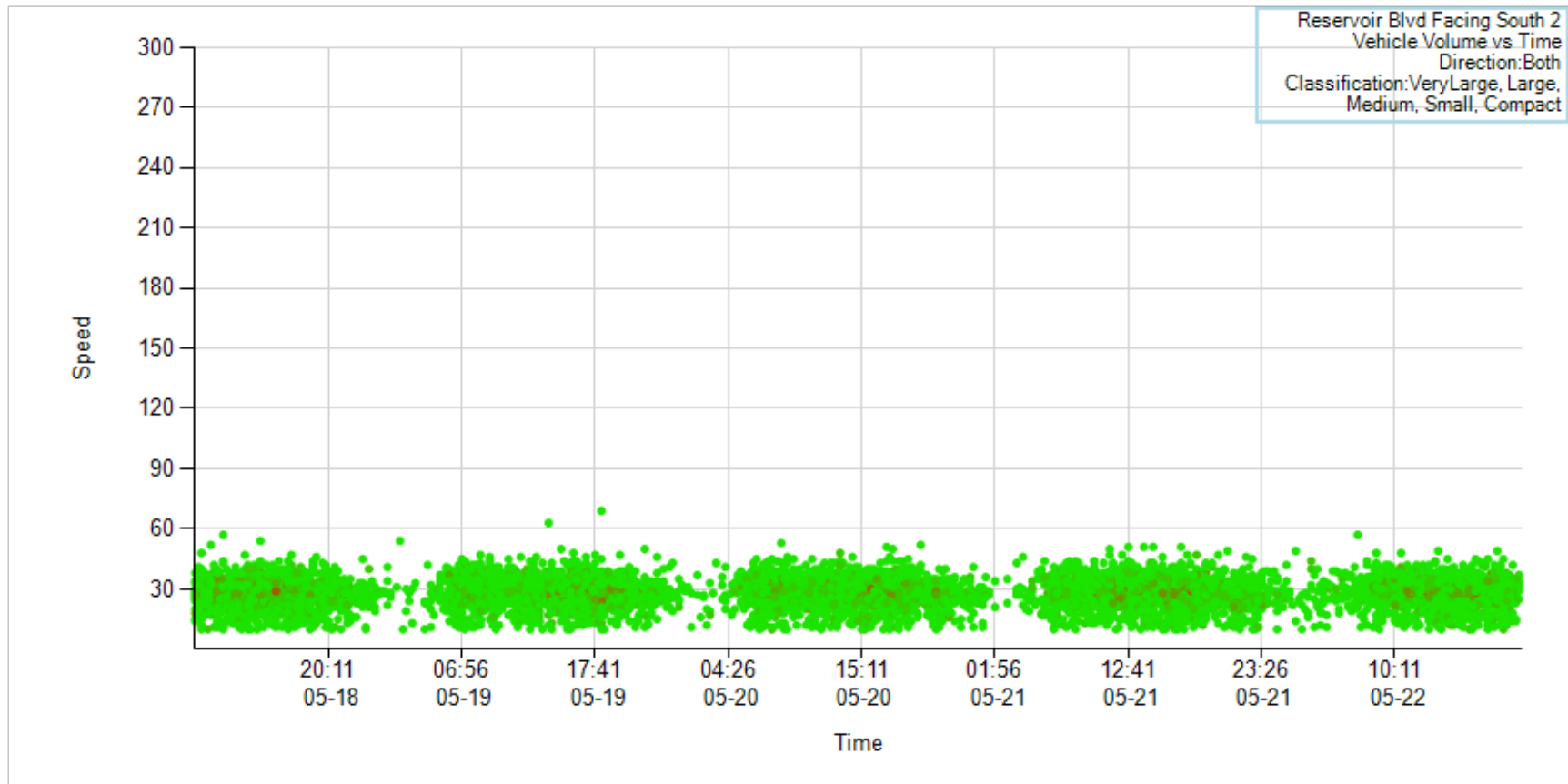
Reservoir Blvd Facing South 2-Chart-3



Survey Name	Reservoir Blvd Facing S	Speed Unit	Miles/Hour	Average Speed	28.1	MPH	Total Volume	8838	100%
Start Date	2021-05-18	Speed Limit	30	Max Speed	69	MPH	Over Limit Count	2946	33.3%
Stop Date	2021-05-22			Min Speed	10	MPH	Under Limit Count	5892	66.7%
				85th Percentile	35	MPH	Over Threshold Count	5892	3%
				10 MPH Pace	24 - 33	MPH	In Pace Count	4934	55.8%

# STALKER Radar | Lidar

Reservoir Blvd Facing South 2-Chart-5



Survey Name	Reservoir Blvd Facing South	Speed Unit	Miles/Hour	Average Speed	28.1	MPH	Total Volume	8845	100%
Start Date	2021-05-18	Speed Limit	30	Max Speed	69	MPH	Over Limit Count	2951	33.4%
Stop Date	2021-05-22			Min Speed	10	MPH	Under Limit Count	5894	66.6%
				85th Percentile	35	MPH	Over Threshold Count	5894	3%
				10 MPH Pace	24 - 33	MPH	In Pace Count	4939	55.8%