

ISG

Form Results Summary

Dec 31, 2025 - Jan 19, 2026

Project: Sullivan Lake Park Master Plan

Form: Sullivan Lake Park Survey #2

Tool Type: Form

Activity ID: 30

Exported: Feb 02, 2026, 09:57 AM

Exported By: KKneeland

Filter By: No filters applied.

Closed

Sullivan Lake Park Survey #2
Sullivan Lake Park Master Plan

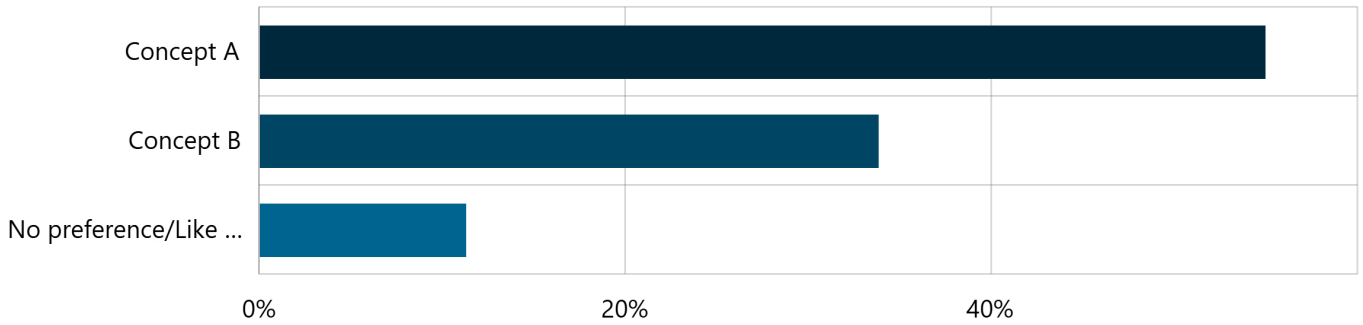
66
Contributors

71
Contributions

Contribution Summary

1. Which design concept do you prefer? Required

Multi Choice | Skipped: 0 | Answered: 71 (100%)



| Answer choices | Percent | Count |
|-------------------------------------|----------------|-----------|
| Concept A | 54.93% | 39 |
| Concept B | 33.80% | 24 |
| No preference/Like elements of both | 11.27% | 8 |
| Total | 100.00% | 71 |

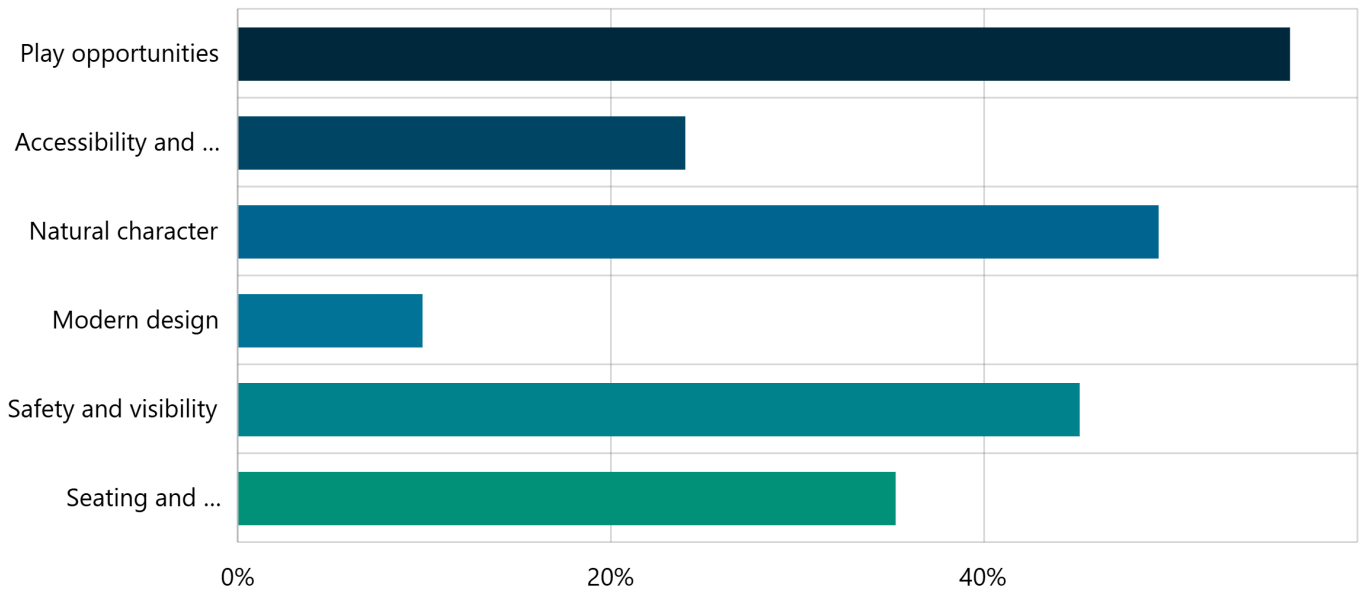
Community Engagement Responses:

Concept A: 3

Concept B: 19

2. What are the main reasons for your preference? Select all that apply. Required

Multi Choice | Skipped: 0 | Answered: 71 (100%)



| Answer choices | Percent | Count |
|-------------------------------|---------|-------|
| Play opportunities | 56.34% | 40 |
| Accessibility and inclusivity | 23.94% | 17 |
| Natural character | 49.30% | 35 |
| Modern design | 9.86% | 7 |
| Safety and visibility | 45.07% | 32 |
| Seating and gathering areas | 35.21% | 25 |

3. Please share any comments or suggestions about Concept A.

Long Text | Skipped: 41 | Answered: 30 (42.3%)

Sentiment

No sentiment data

Tags

No tag data

Featured Contributions

No featured contributions

4. Please share any comments or suggestions about Concept B.

Long Text | Skipped: 39 | Answered: 32 (45.1%)

Sentiment

No sentiment data

Tags

No tag data

Featured Contributions

No featured contributions

5. Are there specific elements from either concept that you would like to see combined or modified?

Long Text | Skipped: 48 | Answered: 23 (32.4%)

Sentiment

No sentiment data

Tags

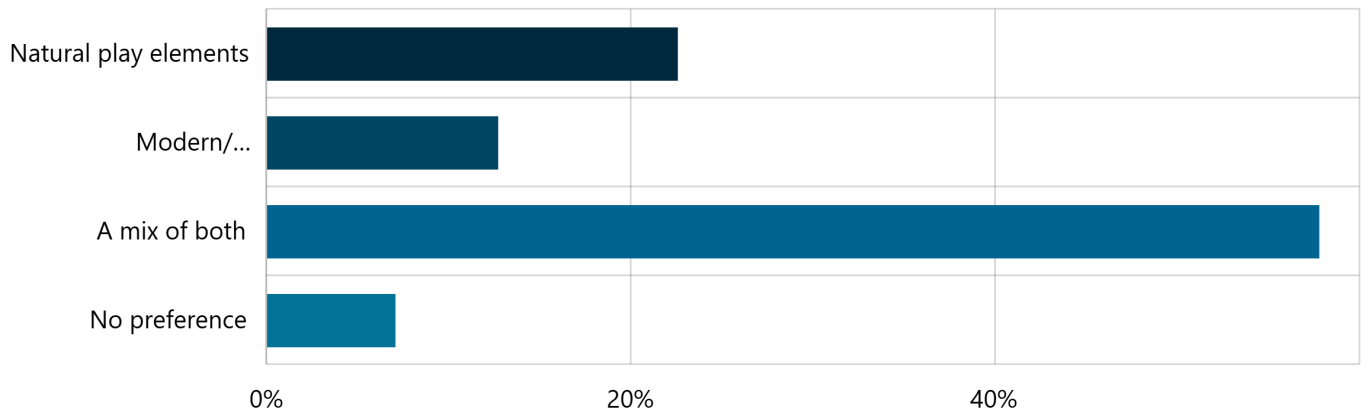
No tag data

Featured Contributions

No featured contributions

6. Which type of play equipment do you generally prefer? Required

Multi Choice | Skipped: 0 | Answered: 71 (100%)

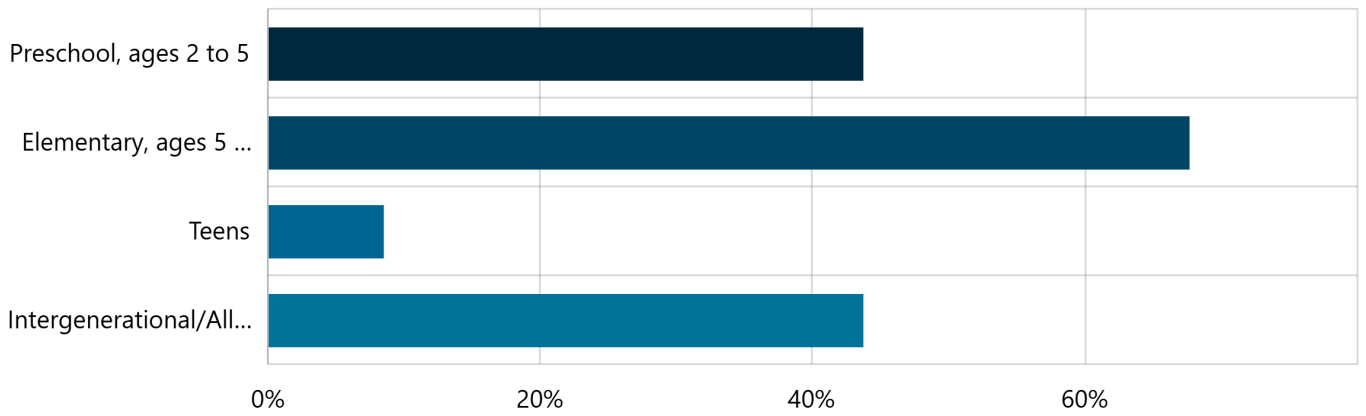


| Answer choices | Percent | Count |
|------------------------------------|----------------|-----------|
| Natural play elements | 22.54% | 16 |
| Modern/manufactured play equipment | 12.68% | 9 |
| A mix of both | 57.75% | 41 |
| No preference | 7.04% | 5 |
| Total | 100.00% | 71 |

Community Engagement Responses:
More dots placed on Modern

7. What age groups should the play equipment primarily serve? Select all that apply. Required

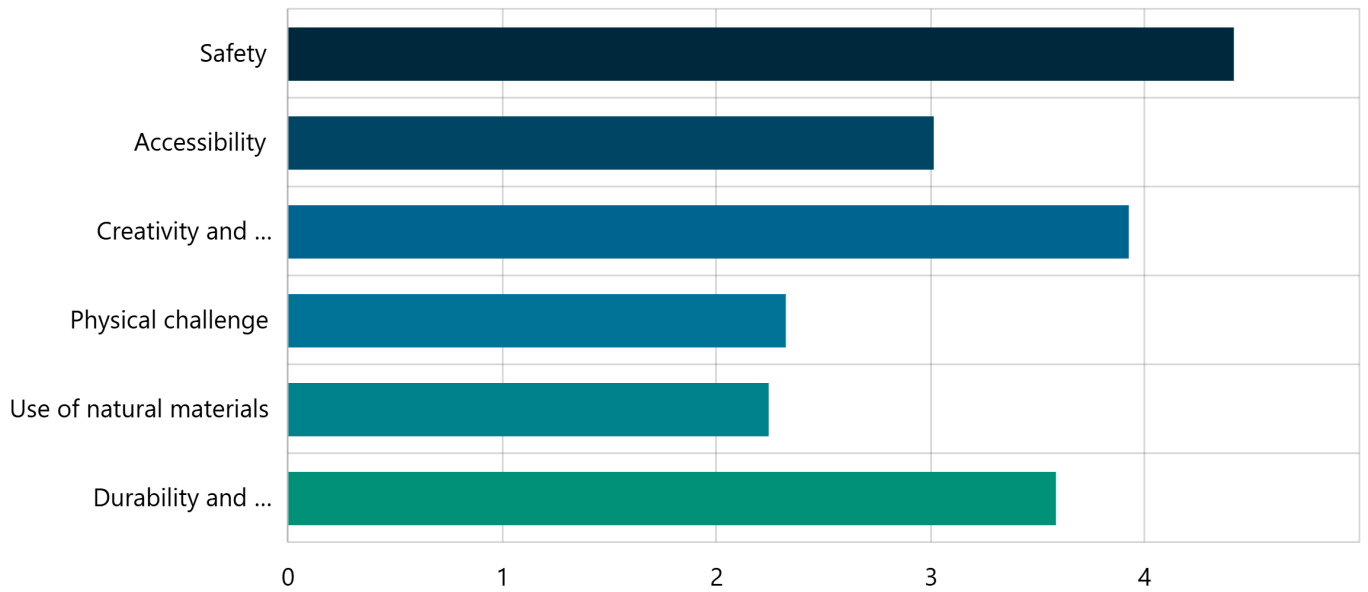
Multi Choice | Skipped: 0 | Answered: 71 (100%)



| Answer choices | Percent | Count |
|----------------------------|---------|-------|
| Preschool, ages 2 to 5 | 43.66% | 31 |
| Elementary, ages 5 to 12 | 67.61% | 48 |
| Teens | 8.45% | 6 |
| Intergenerational/All ages | 43.66% | 31 |

8. How important are the following factors when selecting play equipment? Required

Ranking | Skipped: 0 | Answered: 71 (100%)



| | 1 | 2 | 3 | 4 | 5 | 6 | Count | Score | Avg Rank |
|---------------------------------|--------------|--------------|--------------|--------------|--------------|--------------|-------|-------|----------|
| Safety | 51.52% 34 | 13.64% 9 | 12.12% 8 | 7.58% 5 | 10.61% 7 | 4.55% 3 | 66 | 4.41 | 2.26 |
| Accessibility | 8.47% 5 | 23.73% 14 | 20.34% 12 | 23.73% 14 | 16.95% 10 | 6.78% 4 | 59 | 3.01 | 3.37 |
| Creativity and imaginative play | 24.62% 16 | 24.62% 16 | 21.54% 14 | 15.38% 10 | 10.77% 7 | 3.08% 2 | 65 | 3.92 | 2.72 |
| Physical challenge | 5.00% 3 | 16.67% 10 | 11.67% 7 | 16.67% 10 | 15.00% 9 | 35.00% 21 | 60 | 2.32 | 4.25 |
| Use of natural materials | 8.47% 5 | 6.78% 4 | 16.95% 10 | 13.56% 8 | 22.03% 13 | 32.20% 19 | 59 | 2.24 | 4.31 |
| Durability and maintenance | 11.59% 8 | 24.64% 17 | 18.84% 13 | 18.84% 13 | 17.39% 12 | 8.70% 6 | 69 | 3.58 | 3.32 |

Score - Sum of the weight of each ranked position, multiplied by the response count for the position choice, divided by the total contributions. Weights are inverse to ranked positions.

Avg Rank - Sum of the ranked position of the choice, multiplied by the response count for the position choice, divided by the total 'Count' of the choice.

9. Please share any thoughts or preferences regarding play equipment.

Long Text | Skipped: 51 | Answered: 20 (28.2%)

Sentiment

No sentiment data

Tags

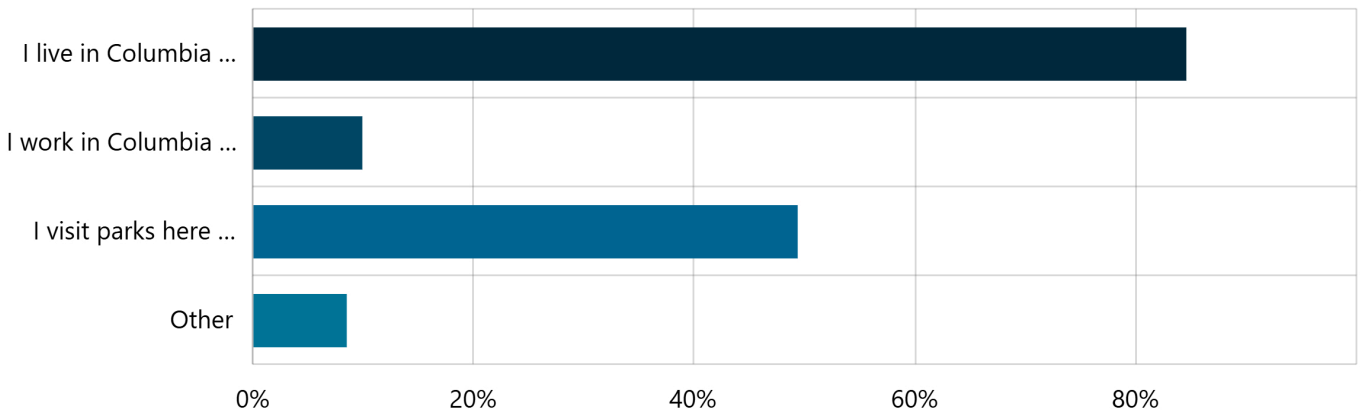
No tag data

Featured Contributions

No featured contributions

10. What is your connection to Columbia Heights? Check all that apply. Required

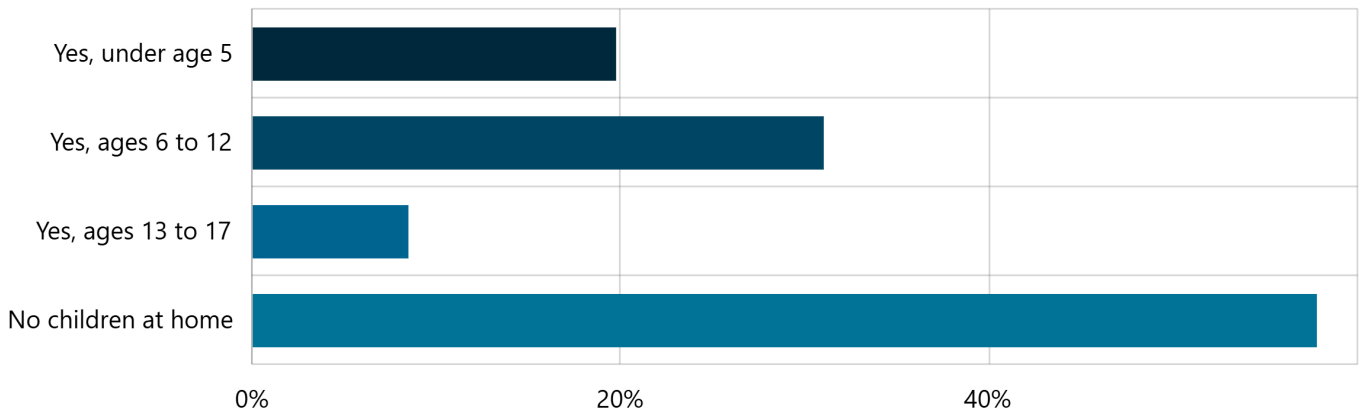
Multi Choice | Skipped: 0 | Answered: 71 (100%)



| Answer choices | Percent | Count |
|------------------------------|---------|-------|
| I live in Columbia Heights | 84.51% | 60 |
| I work in Columbia Heights | 9.86% | 7 |
| I visit parks here regularly | 49.30% | 35 |
| Other | 8.45% | 6 |

11. Do you have children in your household? Check all that apply. Required

Multi Choice | Skipped: 0 | Answered: 71 (100%)



| Answer choices | Percent | Count |
|---------------------|---------|-------|
| Yes, under age 5 | 19.72% | 14 |
| Yes, ages 6 to 12 | 30.99% | 22 |
| Yes, ages 13 to 17 | 8.45% | 6 |
| No children at home | 57.75% | 41 |

12. Do you have any other comments or ideas about the project?

Long Text | Skipped: 49 | Answered: 22 (31%)

Sentiment

No sentiment data

Tags

No tag data

Featured Contributions

No featured contributions