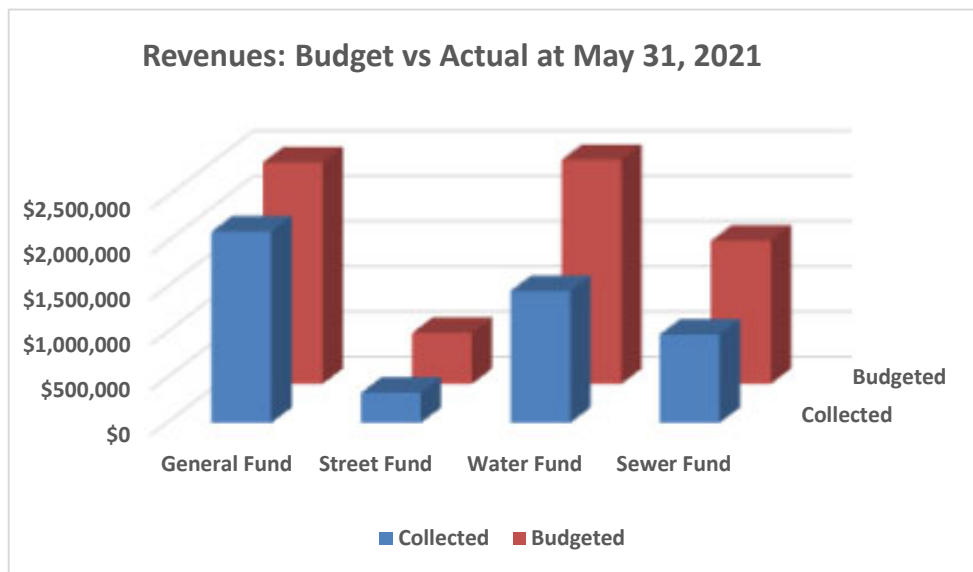


CITY OF COBURG

REVENUES COLLECTED COMPARED TO BUDGET

Fiscal Year To Date As Of May 2021

Fund	Collected	Budgeted	Difference	Percentage
General Fund	\$2,114,048	\$2,448,238	\$334,190	86%
Street Fund	\$333,079	\$564,822	\$231,743	59%
Water Fund	\$1,455,997	\$2,478,360	\$1,022,363	59%
Sewer Fund	\$977,068	\$1,582,603	\$605,535	62%
TOTAL ALL FUNDS	\$4,880,192	\$7,074,023	\$2,193,831	69%



Important Notes:

Overall revenues should be 92% if spread evenly throughout the year.

Budgeted revenues are net of Beginning Fund balance,

which means the budgeted amounts do not include Beginning Fund Balance

Property tax receipts for the month of April were \$3,809.

Water and Sewer Fees are above budget by 1% and 4%.

Grant Funds and Debt Reimbursement (Water Project) have not been received yet.

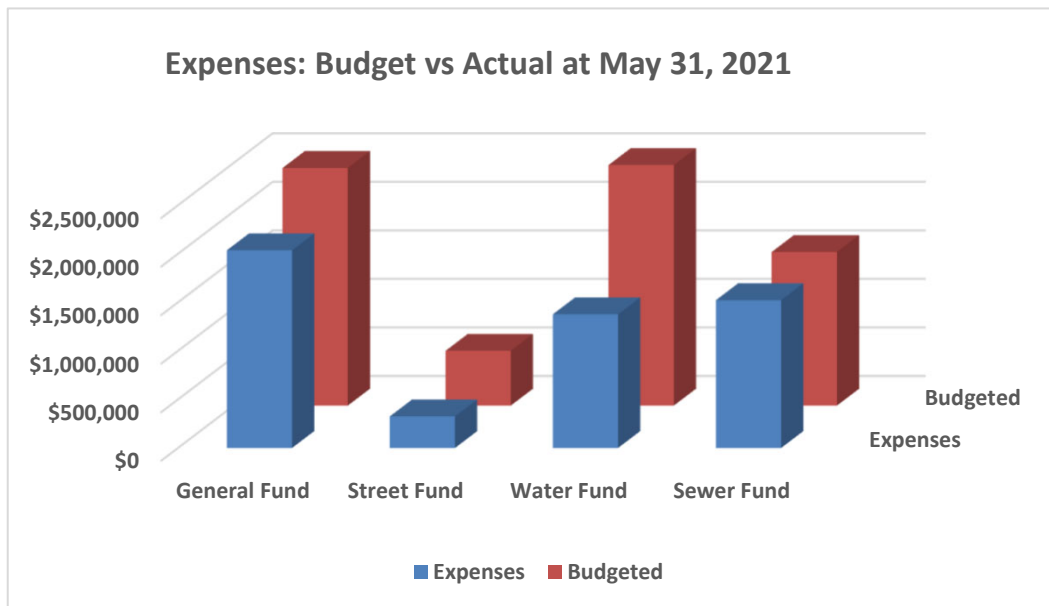
URA transfer to Sewer is made at the end of the year, next month.

State shared revenues through three quarters are \$17,353. We budgeted \$15,640 for FY 2021.

As of May 31st, the City has received \$821,918. in property taxes. We have exceeded budget by \$92,692.

CITY OF COBURG
EXPENSES INCURRED COMPARED TO BUDGET
Fiscal Year To Date As Of May 2021

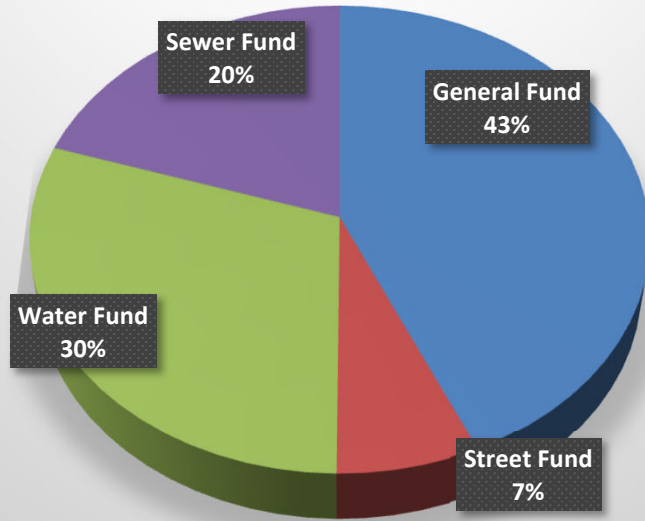
Fund	Expenses	Budgeted	Difference	Percentage
General Fund	\$2,036,333	\$2,448,238	\$411,905	83%
Street Fund	\$325,505	\$564,822	\$239,317	58%
Water Fund	\$1,376,618	\$2,478,360	\$1,101,742	56%
Sewer Fund	\$1,522,518	\$1,582,603	\$60,085	96%
TOTAL ALL FUNDS	\$5,260,974	\$7,074,023	\$1,813,049	74%



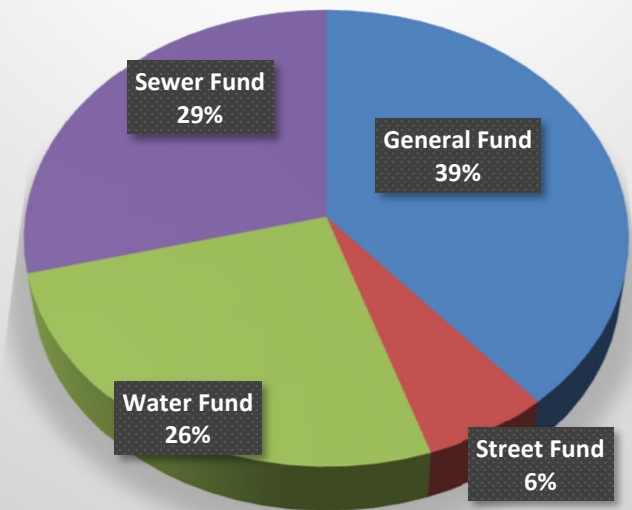
Important Notes

- Overall expenses should be 92% if spread evenly throughout the year.
- Water and Street projects have been delayed due to Covid-19
- Budgeted expenses are net of Beginning Fund balance,
 which means the budgeted amounts do not include Beginning Fund Balance
- All Personal Services are within budget.
- Materials & Services are all within budget.
- Scheduled Capital Projects are time sensitive and not reflected until later in the year.

CITY WIDE REVENUES 5/31/2021



CITY WIDE EXPENSES 5/31/2021



Account Number	Description	Budget Amount	Period Amount	YTD Amount	YTD Var	Encumbered Amount	Available	% Available
	Fund Revenue Sub Totals:	3,343,466.00	172,434.18	2,114,047.77	1,229,418.23	0.00	1,229,418.23	36.77
	Fund Expense Sub Totals:	3,343,466.00	191,945.90	2,036,333.15	1,307,132.85	0.00	1,307,132.85	39.10
	Fund 001 Sub Totals:	0.00	19,511.72	-77,714.62	77,714.62	0.00		

General Fund

Account Number	Description	Budget Amount	Period Amount	YTD Amount	YTD Var	Encumbered Amount	Available	% Available
	Fund Revenue Sub Totals:	1,254,312.00	31,554.32	333,079.39	921,232.61	0.00	921,232.61	73.45
	Fund Expense Sub Totals:	1,254,312.00	46,817.23	325,504.61	928,807.39	0.00	928,807.39	74.05
	Fund 003 Sub Totals:	0.00	15,262.91	-7,574.78	7,574.78	0.00		

Street Fund

Account Number	Description	Budget Amount	Period Amount	YTD Amount	YTD Var	Encumbered Amount	Available	% Available
	Fund Revenue Sub Totals:	3,459,251.00	71,122.73	1,455,996.93	2,003,254.07	0.00	2,003,254.07	57.91
	Fund Expense Sub Totals:	3,459,251.00	287,902.81	1,376,617.62	2,082,633.38	0.00	2,082,633.38	60.20
	Fund 004 Sub Totals:	0.00	216,780.08	-79,379.31	79,379.31	0.00		

Water Fund

Account Number	Description	Budget Amount	Period Amount	YTD Amount	YTD Var	Encumbered Amount	Available	% Available
	Fund Revenue Sub Totals:	3,879,686.00	81,174.03	977,067.75	2,902,618.25	0.00	2,902,618.25	74.82
	Fund Expense Sub Totals:	3,879,686.00	308,178.70	1,522,517.74	2,357,168.26	0.00	2,357,168.26	60.76
	Fund 005 Sub Totals:	0.00	227,004.67	545,449.99	-545,449.99	0.00		

Sewer Fund

Account Number	Description	Budget Amount	Period Amount	YTD Amount	YTD Var	Encumbered Amount	Available	% Available
	Revenue Totals:	11,936,715.00	356,285.26	4,880,191.84	7,056,523.16	0.00	7,056,523.16	59.12
	Expense Totals:	11,936,715.00	834,844.64	5,260,973.12	6,675,741.88	0.00	6,675,741.88	55.93
	Report Totals:	0.00	478,559.38	380,781.28	-380,781.28	0.00		

Total All Funds

**CITY OF COBURG
May 31, 2021
Fiscal Year 2021
CASH ON HAND PER FUND**

Bank Accounts									
Funds	KEY BANK - GEN	SP GEN.	SP SDC	For	SP SAVINGS	For	SUMMIT BANK	POLICE EVID.	TOTAL
GEN 001	(3,184)	802,364			21,721				820,901
PD Drug Educ.									-
Park Cap	88,331		44,799	Park SDC					133,130
STREET 003	109,967	293,756	408,310	Street SDC					812,033
WATER 004	240,517	808,970	48,504	Water SDC					1,097,991
SEWER 005	379,855		902,946	Sewer SDC	27,243	Membrane Replace			1,310,044
SEWER DEBT	176,109				121,378	Sewer Debt Reserve	-	Sewer Debt Res	297,487
EVIDENCE									100
TOTAL	991,595	1,905,090	1,404,559		170,342		-		4,471,686

CIP SDCs

Cash Balance 5/31/2021	\$4,471,686
Cash Balance 5/31/2020	\$4,287,386
<i>Difference</i>	<i>184,300</i>

REVENUE GENERATION BY FUND	
GENERAL FUND	Interest, taxes, State Shared Revenue, Cigarette Taxes, Liquor taxes, Land Use Fees, SDC Admin Fees, Franchise Fees Tourism, Fines & Bails, Planning, Park user fees Capital and SDC, Park Donations and Grants, Building Dev. Fees
STREET FUND	Street Taxes, User Fees, Grants, CIP Funds, SDC, Grants Loans
WATER FUND	User Fees, Grants, Capital Funds, SDC
SEWER FUND	User Fees, Grants, Capital Funds, SDC, Loans
SEWER DEBT FUND	LID, Loan Proceeds, URA Debt Service
EVIDENCE	Evidence Cash Seized

Accounts Payable

Checks by Date - Summary by Check Date

User: Tim Gaines
 Printed: 7/16/2021 4:34 PM



Check No	Vendor No	Vendor Name	Check Date	Check Amount
86640	KB	Kyleene Benson	05/05/2021	75.00
86641	BRA344	Branch Engineering	05/05/2021	3,001.25
86642	CINTA	Cintas Corporation	05/05/2021	56.17
86643	DIEX	D & I Excavating Inc	05/05/2021	17,767.53
86644	DOCU	DocuTRAK Imaging, Inc.	05/05/2021	58.00
86645	EME131	Emerald People's Utility	05/05/2021	35.99
86646	LAN129	Lane Council of Governments	05/05/2021	5,562.51
86647	Lanfin	Lane County Finance Department	05/05/2021	683.77
86648	MCKINLEY	McKinley Printing Co.	05/05/2021	698.00
86649	NOR146	NW Natural	05/05/2021	96.85
86650	OffDep	Office Depot Credit Plan	05/05/2021	249.85
86651	OreRev	Oregon Dept. of Revenue	05/05/2021	2,447.76
86652	PacificS	PacificSource Administrators	05/05/2021	1,282.79
86653	Verizon	Verizon Wireless	05/05/2021	596.11
86654	WelWel	Welt & Welt, Inc	05/05/2021	628.13
86655	EAY	Estella Ann Younger	05/05/2021	88.00
Total for 5/5/2021:				33,327.71
86656	ANA165	Analytical Laboratory Group	05/12/2021	354.00
86657	BRA344	Branch Engineering	05/12/2021	28,343.70
86658	CenLin	CenturyLink	05/12/2021	49.23
86659	CINTA	Cintas Corporation	05/12/2021	174.95
86660	CTX	Copytronix	05/12/2021	45.12
86661	EDMS	EDMS	05/12/2021	718.53
86662	EME131	Emerald People's Utility	05/12/2021	24.18
86663	FELLC	Ferguson Enterprises LLC	05/12/2021	971.95
86664	FERG	Ferguson Waterworks	05/12/2021	380.24
86665	HERC	Herc Rentals Inc.	05/12/2021	1,310.56
86666	HUNTER	Hunter Communications	05/12/2021	315.11
86667	IRO100	Iron Mountain	05/12/2021	293.05
86668	KORN	Alexis Koran	05/12/2021	15.99
86669	LAN129	Lane Council of Governments	05/12/2021	5,518.95
86670	MDA	MD Architect Design	05/12/2021	495.00
86671	MidState	Mid-State Industrial Service inc	05/12/2021	634.00
86672	OffTem	OfficeTeam	05/12/2021	412.00
86673	ONE193	One Call Concepts, Inc.	05/12/2021	18.00
86674	PAC150	Pacific Power	05/12/2021	1,336.50
86675	RT	Ron Tonkin Jeep Dodge RAM & Fiat	05/12/2021	56,300.26
86676	USBFFC	U.S. Bank St Paul	05/12/2021	471,453.33
86677	USA426	USA Blue Book	05/12/2021	17.52
86678	WelWel	Welt & Welt, Inc	05/12/2021	98.04
Total for 5/12/2021:				569,280.21
86679	AGWest	AG West Supply	05/19/2021	24.45
86680	AllSea	All Seasons Equipment	05/19/2021	63.07

Check No	Vendor No	Vendor Name	Check Date	Check Amount
86681	ANA165	Analytical Laboratory Group	05/19/2021	266.00
86682	BRA344	Branch Engineering	05/19/2021	9,907.50
86683	CenLin	CenturyLink	05/19/2021	453.45
86684	DarMar	Dari Mart	05/19/2021	100.00
86685	DEP167	Dept of Environment Quality	05/19/2021	3,109.00
86686	EDMS	EDMS	05/19/2021	963.49
86687	EME131	Emerald People's Utility	05/19/2021	5,371.40
86688	FERG	Ferguson Waterworks	05/19/2021	667.92
86689	HARVEY&P	Harvey & Price	05/19/2021	480.00
86690	LAN129	Lane Council of Governments	05/19/2021	11,910.61
86691	LGLG	Local Government Law Group P.C.	05/19/2021	141.00
86692	JLOND	London & Paris, LLP	05/19/2021	583.00
86693	MidState	Mid-State Industrial Service inc	05/19/2021	1,160.22
86694	DM	Dan Miller	05/19/2021	96.19
86695	NWSIGN	Northwest Sign Company	05/19/2021	80.00
86696	OHACas	OHA CASHIER	05/19/2021	1,125.00
86697	PUMP	PumpTech Inc.	05/19/2021	435.00
86698	Rexius	Rexius	05/19/2021	99.00
86699	ROGER	Rogers Machinery Company, Inc.	05/19/2021	508.81
86700	SPD	SPRINGFIELD POLICE DEPARTMENT	05/19/2021	200.00
86701	PhWill	Phillip Williams	05/19/2021	862.50
Total for 5/19/2021:				38,607.61
86702	AAMCO	AAMCO of Springfield	06/01/2021	469.00
86703	AFL250	AFLAC	06/01/2021	520.18
86704	BRA344	Branch Engineering	06/01/2021	4,763.75
86705	EDMS	EDMS	06/01/2021	978.96
86706	Maaco	Maaco	06/01/2021	2,878.90
86707	NMSL	NMS Labs	06/01/2021	250.00
86708	PacificS	PacificSource Administrators	06/01/2021	613.53
86709	Stanley	Stanley Convergent Security Solutions, Inc.	06/01/2021	94.92
86710	TANG	Tangent	06/01/2021	327.00
86711	TYLE	Tyler Technologies	06/01/2021	684.75
86712	WelWel	Welt & Welt, Inc	06/01/2021	499.39
86713	WBC	White Bird Clinic	06/01/2021	400.00
Total for 6/1/2021:				12,480.38
Report Total (74 checks):				653,695.91

Accounts Payable

Checks by Date - Summary by Check Date

User: Tim Gaines
 Printed: 7/16/2021 4:36 PM



Check No	Vendor No	Vendor Name	Check Date	Check Amount
86580	ANA165	Analytical Laboratory Group	04/14/2021	84.00
86581	BRA344	Branch Engineering	04/14/2021	19,112.29
86582	CAR476	Carquest Auto Parts	04/14/2021	77.70
86583	CasCol	Cascade Columbia Dist Co	04/14/2021	700.00
86584	CenLin	CenturyLink	04/14/2021	48.25
86585	CINTA	Cintas Corporation	04/14/2021	171.45
86586	CityCott	City of Cottage Grove	04/14/2021	14,257.50
86587	CTX	Copytronix	04/14/2021	45.12
86588	DOCU	DocuTRAK Imaging, Inc.	04/14/2021	29.00
86589	Earth2O	Earth2O	04/14/2021	57.88
86590	EDMS	EDMS	04/14/2021	727.04
86591	EME131	Emerald People's Utility	04/14/2021	24.18
86592	FCSG	FCS Group	04/14/2021	1,330.00
86593	HERC	Herc Rentals Inc.	04/14/2021	578.28
86594	HUNTER	Hunter Communications	04/14/2021	315.11
86595	IRO100	Iron Mountain	04/14/2021	291.95
86596	LESST	Les Schwab Tire	04/14/2021	765.19
86597	ONE193	One Call Concepts, Inc.	04/14/2021	61.20
86598	PAC150	Pacific Power	04/14/2021	1,253.66
86599	Rexius	Rexius	04/14/2021	99.18
86600	SPD	SPRINGFIELD POLICE DEPARTMENT	04/14/2021	400.00
86601	TAG	The Automation Group, Inc.	04/14/2021	10,954.63
86602	TYLE	Tyler Technologies	04/14/2021	618.75
86603	TYR392	Tyree Oil, Inc.	04/14/2021	838.35
86604	USA426	USA Blue Book	04/14/2021	857.54
86605	Verizon	Verizon Wireless	04/14/2021	599.51
86606	WelWel	Welt & Welt, Inc	04/14/2021	2,128.14
86607	PhWill	Phillip Williams	04/14/2021	675.00
Total for 4/14/2021:				57,100.90
86608	911Sup	911 Supply Inc	04/21/2021	159.93
86609	CenLin	CenturyLink	04/21/2021	450.34
86610	Lanfin	Lane County Finance Department	04/21/2021	639.37
86611	OreRev	Oregon Dept. of Revenue	04/21/2021	2,108.64
86612	KS	Kirpal Singh	04/21/2021	53.00
86613	Valvln	Valvoline Instant Oil Change	04/21/2021	84.98
86614	OSGP	Voya-Oregon Savings Growth Plan	04/21/2021	200.00
86615	WelWel	Welt & Welt, Inc	04/21/2021	396.41
Total for 4/21/2021:				4,092.67
86616	AFL250	AFLAC	05/01/2021	520.18
86617	ANA165	Analytical Laboratory Group	05/01/2021	253.00
86618	CasCol	Cascade Columbia Dist Co	05/01/2021	1,476.32
86619	CINTA	Cintas Corporation	05/01/2021	224.73
86620	CON188	Consolidated Supply Co.	05/01/2021	6,802.53

Check No	Vendor No	Vendor Name	Check Date	Check Amount
86621	CROWN	Crown Products, LLC	05/01/2021	677.06
86622	DIAM	Diamond K. Sales	05/01/2021	3,097.10
86623	EME131	Emerald People's Utility	05/01/2021	5,733.04
86624	HDFow	HD Fowler Company	05/01/2021	355.18
86625	HDEPOT	Home Depot Credit Services	05/01/2021	377.01
86626	Kimball	Kimball Midwest	05/01/2021	131.94
86627	LAN129	Lane Council of Governments	05/01/2021	359.25
86628	LanDe	Lane County Deeds & Records	05/01/2021	122.00
86629	LanLin	Language Line Services	05/01/2021	39.00
86630	JLOND	London & Paris, LLP	05/01/2021	473.00
86631	ORE123	Oregon Assn of Water Util	05/01/2021	257.00
86632	ORE014	Orenco	05/01/2021	613.45
86633	RVBD	Riverbend Materials	05/01/2021	428.21
86634	RoyFlu	Royal Flush Environmental	05/01/2021	1,035.00
86635	SANI	Sanipac Inc	05/01/2021	9.74
86636	TANG	Tangent	05/01/2021	327.00
86637	VA	Valley Agromomics LLC	05/01/2021	1,035.00
86638	WaltNels	Walter E. Nelson Co.	05/01/2021	133.50
86639	WelWel	Welt & Welt, Inc	05/01/2021	792.75
Total for 5/1/2021:				25,272.99
Report Total (60 checks):				86,466.56



KeyBank
P.O. Box 93885
Cleveland, OH 44101-5885

Public Sector Statement
April 30, 2021
page 1 of 6

379681084602

74 T 908 00000 R EM T1
CITY OF COBURG
GENERAL ACCOUNT
PO BOX 8316
COBURG OR 97408-1310

Questions or comments?
Call our Key Business Resource Center
1-888-KEY4BIZ (1-888-539-4249)

KeyNotes

At KeyBank, we want to be sure that you are aware of any changes to your deposit account agreement and disclosures.

Our Real Time Payments (RTP) Deposit Agreement has been updated to state that all receiving accounts for RTP must be located in the United States. If you receive an RTP transaction on behalf of someone else, they must be a resident of or have an account that resides in the United States.

For consumer accounts, if you have questions, you can visit your local branch or call us at 1-800-KEY@YOU®.

For business accounts, if you have questions, you can speak to your Relationship Manager or call us at 800-821-2829.

For clients using a TDD/TTY device, please call 1-800-539-8336.

Public Transaction 379681084602
CITY OF COBURG
GENERAL ACCOUNT

Beginning balance 3-31-21	\$1,516,346.29
84 Additions	+384,926.54
96 Subtractions	-241,557.97
Net fees and charges	-487.48
Ending balance 4-30-21	\$1,659,227.38

Additions

Deposits	Date	Serial #	Source	
	4-1		Merchant Svcs Merch Dep 8008238126	\$473.34
	4-1		Direct Deposit, Pcs OR Trust Pcs OR Tr	120.25
	4-2		Key Capture Deposit	11,340.60
	4-2		Key Capture Deposit	2,316.81
	4-2		Key Capture Deposit	1,599.92
	4-2		Merchant Svcs Merch Dep 8008238126	641.70

379681084602

Additions
 (con't)

<i>Deposits</i>	<i>Date</i>	<i>Serial #</i>	<i>Source</i>	
	4-2		Merchant Svcs Merch Dep 8008238142	480.00
	4-2		Direct Deposit, Merchant S 8030298668	92.00
	4-2		Key Capture Deposit	50.00
	4-5		Direct Deposit, City of Coburg Consumer	23,585.00
	4-5		Key Capture Deposit	3,440.75
	4-5		Direct Deposit, City of Coburg Cons Coll	3,393.00
	4-5		Merchant Svcs Merch Dep 8008238126	2,229.36
	4-5		Key Capture Deposit	1,930.71
	4-5		Direct Deposit, Merchant S 8030298668	1,249.91
	4-6		Key Capture Deposit	9,787.92
	4-6		Merchant Svcs Merch Dep 8008238126	2,515.96
	4-6		Merchant Svcs Merch Dep 8008238142	580.00
	4-6		Key Capture Deposit	79.00
	4-7		Key Capture Deposit	1,639.13
	4-7		Direct Deposit, Merchant S 8030298668	1,403.00
	4-7		Merchant Svcs Merch Dep 8008238142	1,083.00
	4-7		Merchant Svcs Merch Dep 8008238126	794.42
	4-8		Key Capture Deposit	87,103.76
	4-8		Key Capture Deposit	1,925.70
	4-8		Merchant Svcs Merch Dep 8008238142	1,200.00
	4-8		Merchant Svcs Merch Dep 8008238126	1,174.41
	4-8		Direct Deposit, Pcs OR Trust Pcs OR Tr	239.89
	4-9		Merchant Svcs Merch Dep 8008238126	544.56
	4-9		Merchant Svcs Merch Dep 8008238142	395.00
	4-12		Key Capture Deposit	1,257.00
	4-12		Merchant Svcs Merch Dep 8008238126	976.80
	4-12		Merchant Svcs Merch Dep 8008238142	945.00
	4-12		Key Capture Deposit	715.22
	4-13		Merchant Svcs Merch Dep 8008238142	751.00
	4-13		Merchant Svcs Merch Dep 8008238126	288.40
	4-13		Key Capture Deposit	149.29
	4-14		Merchant Svcs Merch Dep 8008238142	1,059.00
	4-14		Direct Deposit, Merchant S 8030298668	886.65
	4-14		Merchant Svcs Merch Dep 8008238126	635.10
	4-15		Direct Deposit, Pcs OR Trust Pcs OR Tr	1,072.23
	4-15		Merchant Svcs Merch Dep 8008238126	340.20
	4-16		Deposit Branch 0067 Oregon	1,128.00
	4-16		Deposit Branch 0067 Oregon	440.00
	4-16		Deposit Branch 0067 Oregon	368.40
	4-16		Merchant Svcs Merch Dep 8008238126	288.40
	4-16		Deposit Branch 0067 Oregon	140.00
	4-16		Deposit Branch 0067 Oregon	100.00
	4-16		Deposit Branch 0067 Oregon	88.70
	4-19		Key Capture Deposit	2,774.81
	4-19		Merchant Svcs Merch Dep 8008238126	1,454.40
	4-19		Merchant Svcs Merch Dep 8008238142	1,370.00
	4-20		Key Capture Deposit	23,368.46
	4-20		Key Capture Deposit	11,132.84
	4-20		Merchant Svcs Merch Dep 8008238126	1,791.52
	4-20		Direct Deposit, Merchant S 8030298668	723.35



379681084602

Additions
 (con't)

Deposits	Date	Serial #	Source	
	4-20		Merchant Svcs Merch Dep 8008238142	250.00
	4-21		Merchant Svcs Merch Dep 8008238126	727.95
	4-21		Direct Deposit, Merchant S 8030298668	628.35
	4-21		Merchant Svcs Merch Dep 8008238142	270.00
	4-22		Direct Deposit, Pcs OR Trust Pcs OR Tr	3,025.29
	4-22		Merchant Svcs Merch Dep 8008238126	725.10
	4-22		Merchant Svcs Merch Dep 8008238142	265.00
	4-23		Merchant Svcs Merch Dep 8008238126	485.45
	4-26		Merchant Svcs Merch Dep 8008238142	265.00
	4-26		Direct Deposit, Merchant S 8030298668	86.25
	4-27		Key Capture Deposit	21,667.46
	4-27		Key Capture Deposit	6,796.40
	4-27		Key Capture Deposit	2,080.58
	4-27		Key Capture Deposit	636.00
	4-27		Merchant Svcs Merch Dep 8008238126	461.70
	4-27		Key Capture Deposit	165.00
	4-27		Key Capture Deposit	70.00
	4-27		Key Capture Deposit	40.00
	4-28		Key Capture Deposit	14,734.24
	4-28		Direct Deposit, Merchant S 8030298668	2,403.46
	4-28		Merchant Svcs Merch Dep 8008238126	431.10
	4-29		Direct Deposit, Pcs OR Trust Pcs OR Tr	2,182.46
	4-29		Merchant Svcs Merch Dep 8008238126	141.70
	4-29		Merchant Svcs Merch Dep 8008238142	40.00
	4-30		Key Capture Deposit	101,038.56
	4-30		Key Capture Deposit	5,671.24
	4-30		Key Capture Deposit	1,402.49
	4-30		Merchant Svcs Merch Dep 8008238126	581.89
Total additions				\$384,926.54

Subtractions

Paper Checks

* check missing from sequence

Check	Date	Amount	Check	Date	Amount	Check	Date	Amount
86508	4-16	\$15.99	86555	4-12	453.32	86572	4-2	240.30
*86525	4-23	105.00	86556	4-7	2,776.25	86573	4-2	765.00
*86533	4-2	1,788.75	86557	4-5	26.38	86574	4-14	545.00
*86541	4-5	51.06	86558	4-5	69.69	86575	4-6	5.00
86542	4-6	193.98	86559	4-7	318.05	86576	4-9	327.00
86543	4-7	520.18	86560	4-8	60.00	86577	4-8	302.54
86544	4-8	30.98	86561	4-5	2,528.98	86578	4-12	200.00
86545	4-15	100.00	86562	4-7	102.00	86579	4-5	1,870.32
86546	4-5	508.32	86563	4-5	309.00	86580	4-21	84.00
86547	4-5	140.00	86564	4-7	123.64	86581	4-22	19,112.29
86548	4-5	276.21	86565	4-5	167.58	86582	4-20	77.70
86549	4-9	12,838.75	86566	4-12	220.00	86583	4-19	700.00
*86551	4-5	3,323.76	86567	4-2	1,562.21	86584	4-20	48.25
86552	4-5	1,335.83	86568	4-5	453.67	86585	4-23	171.45
86553	4-16	35.47	*86570	4-6	652.00	86586	4-21	14,257.50
86554	4-6	36.44	86571	4-27	5,850.00	86587	4-19	45.12

379681084602

Subtractions

(con't)

Paper Checks * check missing from sequence

Check	Date	Amount	Check	Date	Amount	Check	Date	Amount
86588	4-22	29.00	86597	4-28	61.20	86606	4-20	2,128.14
86589	4-21	57.88	86598	4-20	1,253.66	86607	4-23	675.00
86590	4-19	727.04	86599	4-19	99.18	86608	4-27	159.93
86591	4-21	24.18	86600	4-26	400.00	86609	4-26	450.34
86592	4-21	1,330.00	86601	4-20	10,954.63	86610	4-26	639.37
86593	4-19	578.28	86602	4-20	618.75	*86613	4-27	84.98
86594	4-21	315.11	86603	4-19	838.35	86614	4-29	200.00
86595	4-20	291.95	86604	4-23	857.54	86615	4-27	396.41
86596	4-19	765.19	86605	4-21	599.51			
Paper Checks Paid								\$100,260.58

Withdrawals	Date	Serial #	Location	Amount
	4-1		Merchant Svcs Merch Fee 8008238126	\$1,728.91
	4-1		Merchant Svcs Merch Fee 8008238142	285.57
	4-2		Direct Withdrawal, Merchant S 8030298668	85.76
	4-5		Direct Withdrawal, City of Coburg Return	167.70
	4-7		Direct Withdrawal, Cis Trust 5037633834	29,534.16
	4-7		Direct Withdrawal, Irs Usataxpymt	9,038.11
	4-7		Direct Withdrawal, OR Revenue Dept Taxpayment	2,579.65
	4-12		Direct Withdrawal, Employer Contrb Pers Cntrb	13,565.38
	4-12		Direct Withdrawal, Employer Contrb Pers Cntrb	5,833.27
	4-12		Direct Withdrawal, KeyBank Auto Pymt	3,804.23
	4-12		Direct Withdrawal, Employer Contrb Pers Cntrb	22.02
	4-12		Direct Withdrawal, Asi Asi Fees	18.75
	4-13		Direct Withdrawal, City of Coburg Dir Dep	28,041.91
	4-14		Direct Withdrawal, Invoice PA 2065Billing	138.55
	4-21		Direct Withdrawal, Irs Usataxpymt	9,109.61
	4-21		Direct Withdrawal, OR Revenue Dept Taxpayment	2,599.51
	4-27		Direct Withdrawal, City of Coburg Dir Dep	25,283.02
	4-28		Direct Withdrawal, Invoice PA 2065Billing	93.60
	4-29		Direct Withdrawal, Valic Eremit Prm	2,890.24
	4-30		Direct Withdrawal, OR Revenue Dept Taxpayment	5,785.26
	4-30		Direct Withdrawal, Asi Hc210427	435.00
	4-30		Direct Withdrawal, OR Revenue Dept Taxpayment	257.18
Total subtractions				\$241,557.97

Fees and charges

Date	Description	Quantity	Unit Charge	Amount
4-8-21	Mar Analysis Service Chg	1	487.48	-\$487.48
Fees and charges assessed this period				-\$487.48



KeyBank
P.O. Box 93885
Cleveland, OH 44101-5885

379681084610

RTMLX T 908 00000 R EM T1
CITY OF COBURG
POLICE EVIDENCE TRUST
PO BOX 8316
COBURG OR 97408-1310

Questions or comments?
Call our Key Business Resource Center
1-888-KEY4BIZ (1-888-539-4249)

KeyNotes

At KeyBank, we want to be sure that you are aware of any changes to your deposit account agreement and disclosures.

Our Real Time Payments (RTP) Deposit Agreement has been updated to state that all receiving accounts for RTP must be located in the United States. If you receive an RTP transaction on behalf of someone else, they must be a resident of or have an account that resides in the United States.

For consumer accounts, if you have questions, you can visit your local branch or call us at 1-800-KEY@YOU@.

For business accounts, if you have questions, you can speak to your Relationship Manager or call us at 800-821-2829.

For clients using a TDD/TTY device, please call 1-800-539-8336.

Public Transaction 379681084610
CITY OF COBURG
POLICE EVIDENCE TRUST

Beginning balance 3-31-21	\$100.00
Ending balance 4-30-21	\$100.00

Fees and charges

See your Account Analysis statement for details.



SUMMIT BANK

Received by
City of Coburg

MAY 11 2021

RETURN SERVICE REQUESTED

>000260 7707593 0001 092348 10Z

02106594
MSP 2413
THE CITY OF COBURG LANE COUNTY OREGON
CAPITAL PROJECTS
PO BOX 8316
COBURG OR 97408-1310



Statement Ending 04/30/2021

THE CITY OF COBURG LANE

Page 1 of 2

Customer Number:XXXXXXXX2301

Managing Your Accounts

	Office Address	96 East Broadway Eugene, OR 97401
	Phone	(541) 684-7500
	Toll Free	(877) 566-5544
	Online	sbko.bank

Final Statement

Summary of Accounts

Account Type	Account Number	Ending Balance
BUSINESS CHECKING	XXXXXXXX2301	\$0.00

BUSINESS CHECKING-XXXXXXXX2301

Account Summary

Date	Description	Amount
04/01/2021	Beginning Balance	\$87,103.76
	0 Credit(s) This Period	\$0.00
	2 Debit(s) This Period	\$87,103.76
04/30/2021	Ending Balance	\$0.00

Other Debits

Date	Description	Amount
04/09/2021	CHECK # 5002	\$87,103.76
04/28/2021	Transfer to Close Account per Anne Heath - MB	\$0.00

Daily Balances

Date	Amount	Date	Amount
04/09/2021	\$0.00	04/28/2021	\$0.00





Account Statement - Transaction Summary

For the Month Ending **April 30, 2021**

COBURG CITY OF - COBURG CITY OF / GENERAL - 5969

Asset Summary		
	April 30, 2021	March 31, 2021
Oregon LGIP	1,886,807.12	1,212,893.67
Total	\$1,886,807.12	\$1,212,893.67

Oregon LGIP	
Opening Balance	1,212,893.67
Purchases	673,913.55
Redemptions	(0.10)
Closing Balance	\$1,886,807.12
Dividends	688.60



OREGON STATE TREASURY

Account Statement

COBURG CITY OF - COBURG CITY OF / GENERAL - 5969

For the Month Ending **April 30, 2021**

Trade Date	Settlement Date	Transaction Description	Share or Unit Price	Dollar Amount of Transaction	Balance
Oregon LGIP					
Opening Balance					
04/01/21	04/01/21	LGIP Fees - Received ACH (1 @ \$0.10 - From 5969) - March 2021	1.00	(0.10)	1,212,893.57
04/13/21	04/13/21	Lane County - Tax Seg for March 01-31-2021	1.00	4,328.77	1,217,222.34
04/16/21	04/16/21	ODOT - ODOT PYMNT	1.00	10,518.18	1,227,740.52
04/23/21	04/23/21	SFMS Fr:Oregon Business Development Depa Safe Drinking Water	1.00	658,378.00	1,886,118.52
04/30/21	05/03/21	Accrual Income Div Reinvestment - Distributions	1.00	688.60	1,886,807.12

Closing Balance	Month of April	Fiscal YTD July-April	Closing Balance
	1,212,893.67	625,978.90	1,886,807.12
Opening Balance	673,913.55	1,760,829.47	1,396,340.34
Purchases	(0.10)	(500,001.25)	0.60%
Redemptions			

Closing Balance	1,886,807.12	1,886,807.12
Dividends	688.60	7,086.35



Account Statement - Transaction Summary

For the Month Ending **April 30, 2021**

COBURG CITY OF - COBURG CITY OF / SDC - 3711

Asset Summary			
	April 30, 2021	March 31, 2021	
Oregon LGIP	1,404,559.40	1,403,867.08	
Total	\$1,404,559.40	\$1,403,867.08	

Oregon LGIP	
Opening Balance	1,403,867.08
Purchases	692.32
Redemptions	0.00
Closing Balance	\$1,404,559.40
Dividends	692.32



Account Statement

For the Month Ending **April 30, 2021**

COBURG CITY OF - COBURG CITY OF / SDC - 3711

Trade Date	Settlement Date	Transaction Description	Share or Unit Price	Dollar Amount of Transaction	Balance
Oregon LGIP					
Opening Balance					
04/30/21	05/03/21	Accrual Income Div Reinvestment - Distributions	1.00	692.32	1,404,559.40
Closing Balance					

Opening Balance		Closing Balance	1,404,559.40
Purchases	1,403,867.08	Average Monthly Balance	1,403,890.16
Redemptions	692.32	Monthly Distribution Yield	0.60%
	0.00		

Closing Balance	1,404,559.40	Fiscal YTD July-April	1,404,559.40
Dividends	692.32		9,927.12



Account Statement - Transaction Summary

For the Month Ending **April 30, 2021**

COBURG CITY OF - COBURG CITY OF / GENERAL FUND SAVINGS - 3784

Oregon LGIP

Opening Balance	83,133.55
Purchases	41.00
Redemptions	0.00

Closing Balance

Dividends	41.00
Total	\$83,174.55

Asset Summary

Oregon LGIP	April 30, 2021	March 31, 2021
	83,174.55	83,133.55
Total	\$83,174.55	\$83,133.55



Account Statement

For the Month Ending **April 30, 2021**

COBURG CITY OF - COBURG CITY OF / GENERAL FUND SAVINGS - 3784

Trade Date	Settlement Date	Transaction Description	Share or Unit Price	Dollar Amount of Transaction	Balance
Oregon LGIP					
Opening Balance					
04/30/21	05/03/21	Accrual Income Div Reinvestment - Distributions	1.00	41.00	83,133.55
Closing Balance					
Opening Balance					
Purchases					
Redemptions					
Closing Balance					
Dividends					

Opening Balance	Month of April	Fiscal YTD July-April	Closing Balance	Average Monthly Balance	Monthly Distribution Yield
83,133.55	41.00	82,600.28	83,174.55	83,134.92	0.60%
Closing Balance					
Dividends					



KeyBank
P.O. Box 93885
Cleveland, OH 44101-5885

Public Sector Statement
May 31, 2021
page 1 of 5

379681084602

86 T 908 00000 R EM T1
CITY OF COBURG
GENERAL ACCOUNT
PO BOX 8316
COBURG OR 97408-1310

Questions or comments?
Call our Key Business Resource Center
1-888-KEY4BIZ (1-888-539-4249)

KeyNotes

At KeyBank, we want to be sure that you are aware of any changes to your deposit account agreement and disclosures.

Our Real Time Payments (RTP) Deposit Agreement has been updated to state that all receiving accounts for RTP must be located in the United States. If you receive an RTP transaction on behalf of someone else, they must be a resident of or have an account that resides in the United States.

For consumer accounts, if you have questions, you can visit your local branch or call us at 1-800-KEY@YOU®.

For business accounts, if you have questions, you can speak to your Relationship Manager or call us at 800-821-2829.

For clients using a TDD/TTY device, please call 1-800-539-8336.

Public Transaction 379681084602
CITY OF COBURG
GENERAL ACCOUNT

Beginning balance 4-30-21	\$1,659,227.38
77 Additions	+216,254.92
105 Subtractions	-873,456.17
Net fees and charges	-498.51
Ending balance 5-31-21	\$1,001,527.62

Additions

Deposits	Date	Serial #	Source	
	5-3		Direct Deposit, Merchant S 8030298668	\$552.00
	5-3		Merchant Svcs Merch Dep 8008238126	430.10
	5-3		Direct Deposit, Merchant S 8030298668	86.25
	5-4		Merchant Svcs Merch Dep 8008238126	1,325.38
	5-4		Direct Deposit, Merchant S 8030298668	86.25
	5-5		Direct Deposit, City of Coburg Consumer	24,199.04

379681084602

Additions
(con't)

<i>Deposits</i>	<i>Date</i>	<i>Serial #</i>	<i>Source</i>	
	5-5		Direct Deposit, City of Coburg Cons Coll	3,393.00
	5-5		Merchant Svcs Merch Dep 8008238126	1,097.89
	5-5		Merchant Svcs Merch Dep 8008238142	995.00
	5-6		Key Capture Deposit	15,689.55
	5-6		Key Capture Deposit	2,374.63
	5-6		Key Capture Deposit	2,191.51
	5-6		Merchant Svcs Merch Dep 8008238126	2,076.42
	5-6		Merchant Svcs Merch Dep 8008238142	139.00
	5-6		Key Capture Deposit	115.00
	5-7		Merchant Svcs Merch Dep 8008238126	588.40
	5-7		Direct Deposit, Merchant S 8030298668	197.05
	5-7		Merchant Svcs Merch Dep 8008238142	50.00
	5-10		Direct Deposit, Pcs OR Trust Pcs OR Tr	3,671.23
	5-10		Merchant Svcs Merch Dep 8008238126	842.57
	5-11		Merchant Svcs Merch Dep 8008238126	2,248.74
	5-12		Merchant Svcs Merch Dep 8008238142	551.00
	5-12		Merchant Svcs Merch Dep 8008238126	487.38
	5-13		Key Capture Deposit	5,305.10
	5-13		Key Capture Deposit	920.00
	5-13		Merchant Svcs Merch Dep 8008238126	141.70
	5-14		Direct Deposit, Pcs OR Trust Pcs OR Tr	2,217.88
	5-14		Merchant Svcs Merch Dep 8008238126	100.00
	5-14		Merchant Svcs Merch Dep 8008238142	50.00
	5-17		Direct Deposit, Merchant S 8030298668	16,625.33
	5-17		Merchant Svcs Merch Dep 8008238126	900.10
	5-17		Merchant Svcs Merch Dep 8008238142	325.00
	5-18		Key Capture Deposit	1,369.10
	5-18		Merchant Svcs Merch Dep 8008238142	1,280.00
	5-18		Merchant Svcs Merch Dep 8008238126	435.10
	5-19		Merchant Svcs Merch Dep 8008238142	1,095.00
	5-19		Merchant Svcs Merch Dep 8008238126	425.10
	5-19		Deposit Branch 0067 Oregon	200.00
	5-19		Deposit Branch 0067 Oregon	120.00
	5-19		Deposit Branch 0067 Oregon	88.70
	5-19		Deposit Branch 0067 Oregon	60.00
	5-19		Deposit Branch 0067 Oregon	50.00
	5-19		Deposit Branch 0067 Oregon	50.00
	5-19		Deposit Branch 0067 Oregon	50.00
	5-20		Key Capture Deposit	2,548.52
	5-20		Merchant Svcs Merch Dep 8008238126	955.04
	5-20		Merchant Svcs Merch Dep 8008238142	115.00
	5-21		Merchant Svcs Merch Dep 8008238126	934.70
	5-21		Direct Deposit, Pcs OR Trust Pcs OR Tr	492.59
	5-21		Merchant Svcs Merch Dep 8008238142	242.00
	5-24		Key Capture Deposit	40,931.12
	5-24		Key Capture Deposit	24,302.48
	5-24		Key Capture Deposit	8,598.12
	5-24		Merchant Svcs Merch Dep 8008238126	1,205.33
	5-24		Merchant Svcs Merch Dep 8008238142	804.34
	5-24		Key Capture Deposit	625.00



379681084602

Additions
 (con't)

Deposits	Date	Serial #	Source	
	5-24		Direct Deposit, Merchant S 8030298668	460.02
	5-24		Key Capture Deposit	245.00
	5-24		Key Capture Deposit	123.72
	5-24		Key Capture Deposit	110.00
	5-24		Key Capture Deposit	60.00
	5-25		Merchant Svcs Merch Dep 8008238126	435.02
	5-25		Merchant Svcs Merch Dep 8008238142	50.00
	5-26		Key Capture Deposit	1,271.00
	5-26		Deposit Branch 0067 Oregon	902.00
	5-26		Direct Deposit, Merchant S 8030298668	678.50
	5-26		Merchant Svcs Merch Dep 8008238142	440.00
	5-26		Merchant Svcs Merch Dep 8008238126	348.30
	5-26		Deposit Branch 0067 Oregon	150.00
	5-27		Direct Deposit, Pcs OR Trust Pcs OR Tr	4,773.12
	5-27		Merchant Svcs Merch Dep 8008238126	120.00
	5-27		Merchant Svcs Merch Dep 8008238142	60.00
	5-28		Key Capture Deposit	22,301.55
	5-28		Key Capture Deposit	3,954.61
	5-28		Key Capture Deposit	1,760.49
	5-28		Merchant Svcs Merch Dep 8008238142	770.00
	5-28		Merchant Svcs Merch Dep 8008238126	291.85
Total additions				\$216,254.92

Subtractions

Paper Checks

* check missing from sequence

Check	Date	Amount	Check	Date	Amount	Check	Date	Amount
86550	5-20	\$8.00	86637	5-11	1,035.00	86662	5-18	24.18
*86611	5-4	2,108.64	86638	5-5	133.50	86663	5-24	971.95
86612	5-10	53.00	86639	5-4	792.75	86664	5-21	380.24
*86616	5-3	520.18	86640	5-24	75.00	86665	5-18	1,310.56
86617	5-4	253.00	86641	5-12	3,001.25	86666	5-19	315.11
86618	5-3	1,476.32	86642	5-13	56.17	86667	5-19	293.05
86619	5-13	224.73	86643	5-13	17,767.53	*86669	5-18	5,518.95
86620	5-3	6,802.53	86644	5-14	58.00	86670	5-20	495.00
86621	5-6	677.06	86645	5-11	35.99	86671	5-18	634.00
86622	5-5	3,097.10	86646	5-11	5,562.51	86672	5-19	412.00
86623	5-6	5,733.04	86647	5-10	683.77	86673	5-20	18.00
86624	5-3	355.18	86648	5-11	698.00	86674	5-18	1,336.50
86625	5-4	377.01	86649	5-12	96.85	86675	5-19	56,300.26
86626	5-3	131.94	86650	5-12	249.85	86676	5-17	471,453.33
86627	5-4	359.25	*86652	5-10	1,282.79	86677	5-25	17.52
86628	5-4	122.00	86653	5-14	596.11	86678	5-19	98.04
86629	5-6	39.00	86654	5-11	628.13	86679	5-25	24.45
86630	5-5	473.00	86655	5-14	88.00	86680	5-26	63.07
86631	5-6	257.00	86656	5-19	354.00	86681	5-25	266.00
86632	5-4	613.45	86657	5-19	28,343.70	86682	5-25	9,907.50
86633	5-4	428.21	86658	5-18	49.23	86683	5-24	453.45
86634	5-4	1,035.00	86659	5-24	174.95	86684	5-24	100.00
86635	5-5	9.74	86660	5-18	45.12	86685	5-25	3,109.00
86636	5-7	327.00	86661	5-21	718.53	86686	5-25	963.49

379681084602

Subtractions

(con't)

Paper Checks * check missing from sequence

<i>Check</i>	<i>Date</i>	<i>Amount</i>	<i>Check</i>	<i>Date</i>	<i>Amount</i>	<i>Check</i>	<i>Date</i>	<i>Amount</i>
86687	5-25	5,371.40	86693	5-21	1,160.22	86698	5-21	99.00
*86689	5-24	480.00	86694	5-25	96.19	86699	5-25	508.81
86690	5-24	11,910.61	86695	5-26	80.00	*86701	5-21	862.50
86691	5-21	141.00	86696	5-25	1,125.00	*100149	5-27	499.35
86692	5-25	583.00	86697	5-24	435.00			
Paper Checks Paid							\$665,825.84	

<i>Withdrawals</i>	<i>Date</i>	<i>Serial #</i>	<i>Location</i>	
	5-3		Merchant Svcs Merch Fee 8008238126	\$1,046.88
	5-3		Merchant Svcs Merch Fee 8008238142	338.68
	5-3		Direct Withdrawal, Merchant S 8030298668	172.53
	5-5		Direct Withdrawal, City of Coburg Return	167.70
	5-5		Direct Withdrawal, Irs Usatapyt	8,364.79
	5-5		Direct Withdrawal, OR Revenue Dept Taxpayment	2,395.78
	5-6		Direct Withdrawal, Cis Trust 5037633834	23,794.92
	5-10		Direct Withdrawal, Asi Asi Fees	22.50
	5-11		Direct Withdrawal, City of Coburg Dir Dep	30,398.05
	5-12		Direct Withdrawal, Employer Contrb Pers Cntrb	9,262.79
	5-12		Direct Withdrawal, Employer Contrb Pers Cntrb	4,034.52
	5-12		Direct Withdrawal, KeyBank Auto Pymt	1,940.98
	5-12		Direct Withdrawal, Invoice PA 2065Billing	99.80
	5-12		Direct Withdrawal, Employer Contrb Pers Cntrb	14.68
	5-17		Direct Withdrawal, Oregon St Treas Lgip ACH	87,103.76
	5-19		Direct Withdrawal, Irs Usatapyt	9,801.17
	5-19		Direct Withdrawal, OR Revenue Dept Taxpayment	2,838.25
	5-25		Direct Withdrawal, City of Coburg Dir Dep	25,730.85
	5-26		Direct Withdrawal, Invoice PA 2065Billing	101.70
Total subtractions				\$873,456.17

Fees and charges

<i>Date</i>		<i>Quantity</i>	<i>Unit Charge</i>	
5-10-21	Apr Analysis Service Chg	1	498.51	-\$498.51
Fees and charges assessed this period				-\$498.51

See your Account Analysis statement for details.



KeyBank
 P.O. Box 93885
 Cleveland, OH 44101-5885

379681084610

RTMLX T 908 00000 R EM T1
 CITY OF COBURG
 POLICE EVIDENCE TRUST
 PO BOX 8316
 COBURG OR 97408-1310

Questions or comments?
 Call our Key Business Resource Center
 1-888-KEY4BIZ (1-888-539-4249)

KeyNotes

At KeyBank, we want to be sure that you are aware of any changes to your deposit account agreement and disclosures.

Our Real Time Payments (RTP) Deposit Agreement has been updated to state that all receiving accounts for RTP must be located in the United States. If you receive an RTP transaction on behalf of someone else, they must be a resident of or have an account that resides in the United States.

For consumer accounts, if you have questions, you can visit your local branch or call us at 1-800-KEY@YOU@.

For business accounts, if you have questions, you can speak to your Relationship Manager or call us at 800-821-2829.

For clients using a TDD/TTY device, please call 1-800-539-8336.

Public Transaction 379681084610
 CITY OF COBURG
 POLICE EVIDENCE TRUST

Beginning balance 4-30-21	\$100.00
Ending balance 5-31-21	\$100.00

Fees and charges

See your Account Analysis statement for details.



Account Statement - Transaction Summary

For the Month Ending **May 31, 2021**

COBURG CITY OF - COBURG CITY OF / GENERAL - 5969

Oregon LGIP

Opening Balance	1,886,807.12
Purchases	18,282.61
Redemptions	(0.10)

Asset Summary

Oregon LGIP	May 31, 2021	April 30, 2021
	1,905,089.63	1,886,807.12
Total	\$1,905,089.63	\$1,886,807.12

Closing Balance

Dividends	965.93
Total	\$1,905,089.63



Account Statement

For the Month Ending **May 31, 2021**

COBURG CITY OF - COBURG CITY OF / GENERAL - 5969

Trade Date	Settlement Date	Transaction Description	Share or Unit Price	Dollar Amount of Transaction	Balance
Oregon LGIP					
Opening Balance					
05/03/21	05/03/21	LGIP Fees - Received ACH (1 @ \$0.10 - From 5969) - April 2021	1.00	(0.10)	1,886,807.02
05/14/21	05/14/21	Lane County - Tax Seg for April 01-30-2021	1.00	3,809.00	1,890,616.02
05/17/21	05/17/21	ODOT - ODOT PYMNT	1.00	13,507.68	1,904,123.70
05/28/21	06/01/21	Accrual Income Div Reinvestment - Distributions	1.00	965.93	1,905,089.63
Closing Balance					1,905,089.63

Opening Balance		Closing Balance	1,905,089.63
Purchases	18,282.61	Average Monthly Balance	1,895,679.31
Redemptions	(0.10)	Monthly Distribution Yield	0.60%

Closing Balance	1,905,089.63	Fiscal YTD July-May	1,905,089.63
Dividends	965.93		8,052.28



Account Statement - Transaction Summary

For the Month Ending **May 31, 2021**

COBURG CITY OF - COBURG CITY OF / SDC - 3711

Asset Summary			
	May 31, 2021	April 30, 2021	
Oregon LGIP	1,405,275.13	1,404,559.40	
Total	\$1,405,275.13	\$1,404,559.40	

Oregon LGIP	
Opening Balance	1,404,559.40
Purchases	715.73
Redemptions	0.00
Closing Balance	\$1,405,275.13
Dividends	715.73



Account Statement

For the Month Ending **May 31, 2021**

COBURG CITY OF - COBURG CITY OF / SDC - 3711

Trade Date	Settlement Date	Transaction Description	Share or Unit Price	Dollar Amount of Transaction	Balance
Oregon LGIP					
Opening Balance					
05/28/21	06/01/21	Accrual Income Div Reinvestment - Distributions	1.00	715.73	1,405,275.13
Closing Balance					
1,405,275.13					

Opening Balance		Closing Balance	1,405,275.13
Purchases	1,404,559.40	Average Monthly Balance	1,404,651.75
Redemptions	715.73	Monthly Distribution Yield	0.60%
	0.00		

Closing Balance	1,405,275.13	Fiscal YTD July-May	1,405,275.13
Dividends	715.73		10,642.85



Account Statement - Transaction Summary

For the Month Ending **May 31, 2021**

COBURG CITY OF - COBURG CITY OF / GENERAL FUND SAVINGS - 3784

Oregon LGIP

Opening Balance	83,174.55
Purchases	87,167.62
Redemptions	0.00

Closing Balance	\$170,342.17
Dividends	63.86

Asset Summary

Oregon LGIP	May 31, 2021	April 30, 2021
	170,342.17	83,174.55
Total	\$170,342.17	\$83,174.55



Account Statement

For the Month Ending **May 31, 2021**

COBURG CITY OF - COBURG CITY OF / GENERAL FUND SAVINGS - 3784

Trade Date	Settlement Date	Transaction Description	Share or Unit Price	Dollar Amount of Transaction	Balance
Oregon LGIP					
Opening Balance					
05/17/21	05/17/21	Purchase - ACH Purchase	1.00	87,103.76	170,278.31
05/28/21	06/01/21	Accrual Income Div Reinvestment - Distributions	1.00	63.86	170,342.17
Closing Balance					170,342.17

	Month of May	Fiscal YTD July-May	
Opening Balance	83,174.55	82,600.28	Closing Balance
Purchases	87,167.62	87,741.89	Average Monthly Balance
Redemptions	0.00	0.00	Monthly Distribution Yield
			0.60%

Closing Balance	170,342.17	170,342.17
Dividends	63.86	638.13