

CITY OF COBURG
March 31, 2021 **Fiscal Year 2021**
CASH ON HAND PER FUND

Bank Accounts									
Funds	KEY BANK - GEN	SP GEN.	SP SDC	For	SP SAVINGS	For	SUMMIT BANK	POLICE EVID.	TOTAL
GEN 001	106,863	792,952			21,703				921,518
PD Drug Educ.									-
Park Cap	82,370		44,778	Park SDC					127,148
STREET 003	50,110	269,350	408,108	Street SDC					727,568
WATER 004	484,834	150,592	48,480	Water SDC					683,906
SEWER 005	213,944		902,501	Sewer SDC	27,219	Membrane Replace			1,143,664
SEWER DEBT	553,498				34,212	Sewer Debt Reserve	87,104	Sewer Debt Res	674,814
EVIDENCE		-						100	100
TOTAL	1,491,619	1,212,894	1,403,867		83,134		87,104	100	4,278,718

CIP SDCs

Cash Balance 3/31/2021	\$4,278,718
Cash Balance 3/31/2020	\$4,499,115
<i>Difference</i>	<i>(220,397)</i>

REVENUE GENERATION BY FUND	
GENERAL FUND	Interest, taxes, State Shared Revenue, Cigarette Taxes, Liquor taxes, Land Use Fees, SDC Admin Fees, Franchise Fees Tourism, Fines & Bails, Planning, Park user fees Capital and SDC, Park Donations and Grants, Building Dev. Fees
STREET FUND	Street Taxes, User Fees, Grants, CIP Funds, SDC, Grants Loans
WATER FUND	User Fees, Grants, Capital Funds, SDC
SEWER FUND	User Fees, Grants, Capital Funds, SDC, Loans
SEWER DEBT FUND	LID, Loan Proceeds, URA Debt Service
EVIDENCE	Evidence Cash Seized

Accounts Payable

Checks by Date - Summary by Check Date

User: Tim Gaines
Printed: 4/30/2021 4:08 PM



Check No	Vendor No	Vendor Name	Check Date	Check Amount
86491	AE Secur	A & E Security and Electronic Solutions	03/11/2021	62.85
86492	BRA344	Branch Engineering	03/11/2021	40,075.77
86493	PhWill	Phillip Williams	03/11/2021	675.00
86494	CasCol	Cascade Columbia Dist Co	03/11/2021	664.00
86495	CenLin	CenturyLink	03/11/2021	50.96
86496	CINTA	Cintas Corporation	03/11/2021	175.69
86497	CON188	Consolidated Supply Co.	03/11/2021	1,638.48
86498	CTX	Copytronix	03/11/2021	45.12
86499	DOCU	DocuTRAK Imaging, Inc.	03/11/2021	29.00
86500	Earth2O	Earth2O	03/11/2021	36.88
86501	EDMS	EDMS	03/11/2021	639.49
86502	EME131	Emerald People's Utility	03/11/2021	61.36
86503	HDFow	HD Fowler Company	03/11/2021	80.63
86504	HUNTER	Hunter Communications	03/11/2021	315.11
86505	IRO100	Iron Mountain	03/11/2021	262.91
86506	KORN	Alexis Koran	03/11/2021	15.99
86507	LAN129	Lane Council of Governments	03/11/2021	1,402.99
86508	LanDe	Lane County Deeds & Records	03/11/2021	194.00
86509	Lanfin	Lane County Finance Department	03/11/2021	571.79
86510	LC SO	Lane County Sheriff's Office	03/11/2021	16,310.00
86511	JLOND	London & Paris, LLP	03/11/2021	947.50
86512	NMM	Nation's Mini Mix, Inc.	03/11/2021	335.25
86513	NOR146	NW Natural	03/11/2021	163.74
86514	OffDep	Office Depot Credit Plan	03/11/2021	280.00
86515	OreRev	Oregon Dept. of Revenue	03/11/2021	2,253.30
86516	PUMP	PumpTech Inc.	03/11/2021	1,952.50
86517	RVBD	Riverbend Materials	03/11/2021	443.69
86518	RoyFlu	Royal Flush Environmental	03/11/2021	1,035.00
86519	Stanley	Stanley Convergent Security Solutions, Inc.	03/11/2021	94.92
86520	Verizon	Verizon Wireless	03/11/2021	598.46
86521	WelWel	Welt & Welt, Inc	03/11/2021	602.48
Total for 3/11/2021:				72,014.86
86522	ANA165	Analytical Laboratory Group	03/18/2021	337.00
86523	CenLin	CenturyLink	03/18/2021	173.62
86524	CINTA	Cintas Corporation	03/18/2021	182.20
86525	COB122	Coburg Chamber of Commerce	03/18/2021	105.00
86526	CobQua	Coburg Road Quarry, LLC	03/18/2021	313.96
86527	CON188	Consolidated Supply Co.	03/18/2021	1,911.11
86528	Earth2O	Earth2O	03/18/2021	119.73
86529	EDMS	EDMS	03/18/2021	963.49
86530	EME131	Emerald People's Utility	03/18/2021	5,524.03
86531	HDFow	HD Fowler Company	03/18/2021	174.07
86532	HERC	Herc Rentals Inc.	03/18/2021	576.24
86533	KenJen	Kennedy/Jenks Consultants	03/18/2021	1,788.75
86534	LAN129	Lane Council of Governments	03/18/2021	7,270.16

Check No	Vendor No	Vendor Name	Check Date	Check Amount
86535	MCKINLEY	McKinley Printing Co.	03/18/2021	2,607.00
86536	MidState	Mid-State Industrial Service inc	03/18/2021	1,838.40
86537	PAC150	Pacific Power	03/18/2021	1,271.04
86538	TYLE	Tyler Technologies	03/18/2021	594.00
86539	TYR392	Tyree Oil, Inc.	03/18/2021	373.14
86540	WeiWel	Welt & Welt, Inc	03/18/2021	576.69
Total for 3/18/2021:				26,699.63
Report Total (50 checks):				98,714.49

CITY OF COBURG
GENERAL FUND BUDGET PERFORMANCE ANALYSIS
March 31, 2021

CURRENT BUDGET YEAR 2020-21

Account #	Account Name	HISTORICAL ACTUALS										2019-20	2018-19	2017-2018	2016-17	2015-16	2014-15	2013-14	Actual	AUG	SEP	OCT	NOV	DEC	JAN	FEB	MAR	APR	MAY	JUN	Budget	YTD ACT/PROJ	YTD BUDGET	Variance <small>(fwd)/reverse</small>	YTD %
		2013-14	2014-15	2015-16	2016-17	2017-2018	2018-19	2019-20																											
	TOTAL GENERAL FUND REVENUE	2,112,600	1,523,483	2,372,938	1,920,492	2,322,272	2,764,876	2,075,738										199,567	-22,471	152,512	128,516	406,277	581,087	106,714	130,181	146,041	204,020	204,020	204,018	2,440,482	2,448,238	7,756.00	100%		
	PERSONAL SERVICES																	36,122	29,827	46,249	35,429	37,281	33,598	43,271	35,286	50,447	44,500	44,500	44,500	481,010	534,009	-52,999	-10%		
	ADMINISTRATION	100,974	296,470	279,982	305,091	339,253	412,997	448,344										7,589	-1,304	0	2,324	3,305	4,211	3,514	4,836	7,836	7,836	7,836	51,435	94,040	-42,605	-45%			
	PLANNING	52,923	1,173	32,473	49,664	60,154	87,192	79,098										14,508	34,264	55,590	35,032	36,270	37,011	40,363	37,473	52,605	43,817	43,817	474,567	525,796	-51,229	-10%			
	POLICE	313,959	268,003	279,231	284,948	354,383	390,597	401,572										6,060	8,176	10,707	8,176	8,705	8,176	9,146	11,753	9,158	9,158	106,724	109,889	-3,165	-3%				
	COURT	67,721	76,394	80,072	86,201	95,160	97,451	104,352										23,506	38,715	42,807	31,096	24,255	32,321	33,364	31,618	45,427	34,382	34,382	406,255	412,575	-6,320	-2%			
	PUBLIC WORKS	0	209,057	306,212	298,864	273,993	330,627	397,303										87,785	109,678	155,353	112,057	109,816	115,317	129,658	116,180	165,068	139,693	139,693	1,519,991	1,676,309	-156,318	-9%			
	TOTAL PERSONAL SERVICES	535,577	851,096	977,969	1,024,768	1,122,943	1,318,864	1,430,669										87,785	109,678	155,353	112,057	109,816	115,317	129,658	116,180	165,068	139,693	139,693	1,519,991	1,676,309	-156,318	-9%			
	MATERIALS AND SERVICES																	9,737	19,980	16,979	54,338	15,166	9,524	22,908	15,726	24,710	21,014	21,014	252,109	252,167	-58	0%			
	ADMINISTRATION	1,337,527	245,910	186,639	226,043	248,187	220,817	219,341										1,963	4,143	21,739	10,348	-10,431	2,174	5,637	10,834	4,201	8,290	8,290	75,483	99,485	-24,002	-24%			
	FACILITIES	0	0	77,228	97,833	170,524	82,624	153,795										15,306	2,084	1,691	16,536	34,355	2,387	17,951	19,969	4,115	13,328	13,328	154,372	159,930	-5,558	-3%			
	PLANNING	58,665	37,522	59,027	151,662	235,060	258,088	101,478										5,000	2,378	16	195	1,097	0	3,096	150	979	1,800	1,800	18,311	21,600	-3,289	-15%			
	ECONOMIC DEVELOPMENT	6,968	16,793	11,887	50,451	23,836	42,939	80,991										50,098	42,768	6,958	6,948	4,086	3,402	2,039	2,194	736	8,121	8,121	143,590	97,450	46,140	47%			
	PARK & PARK CAPITAL	0	0	0	0	0	0	0										-36	839	20,484	6,790	2,248	25,524	2,860	3,223	20,518	13,400	13,400	122,650	160,800	-38,150	-24%			
	POLICE	95,943	91,704	90,252	115,200	117,469	118,724	142,855										824	528	2,685	1,136	3,291	1,040	839	1,246	2,426	3,504	3,504	24,527	42,050	-17,523	-42%			
	COURT	64,848	44,586	22,943	19,796	28,606	27,291	38,908										82,892	72,720	70,552	96,291	49,812	44,051	55,330	53,342	57,685	69,457	69,457	791,042	833,482	-42,440	-5%			
	TOTAL MATERIALS AND SERVICES	1,563,951	436,515	447,976	728,292	914,081	809,763	1,187,581										82,892	72,720	70,552	96,291	49,812	44,051	55,330	53,342	57,685	69,457	69,457	791,042	833,482	-42,440	-5%			
	INTERFUND TRANSFERS-OUT																	0	0	0	0	0	0	0	0	0	0	0	0	0	0	0	0	0	
	PARK FUND	0	82,342	97,000														0	0	0	0	0	0	0	0	0	0	0	0	0	0	0	0	0	
	WATER CAPITAL FUND																	0	0	0	0	0	0	0	0	0	0	0	0	0	0	0	0	0	0
	PAYROLL ALLOCATION-PLANNING																	0	0	0	0	0	0	0	0	0	0	0	0	0	0	0	0	0	0
	STREET FUND																	0	0	0	0	0	0	0	0	0	0	0	0	0	0	0	0	0	0
	SEWER FUND																	0	0	0	0	0	0	0	0	0	0	0	0	0	0	0	0	0	0
	TOTAL TRANSFERS OUT	0	82,342	97,000														0	0	0	0	0	0	0	0	0	0	0	0	0	0	0	0	0	0
	TOTAL EXPENSES	2,099,528	1,419,953	2,250,951	1,822,661	2,037,024	2,178,627	2,668,250										170,677	182,398	225,905	208,348	159,628	159,368	184,988	169,522	222,753	209,150	209,150	2,311,033	2,509,791	-198,758	92%			
	TOTAL REVENUE/(LOSS)	13,072	103,530	121,987	97,831	285,248	586,250	-592,512										28,890	-204,869	-73,393	-79,832	246,649	421,719	-78,274	-39,341	-76,712	-5,130	-5,130	129,449	129,449	250,000	Contingency			
	CASH IN BANK BEGINNING																	960,747	989,637	784,768	641,242	557,458	797,685	1,219,147	1,138,946	1,102,061	1,048,666	1,043,536	1,038,406	129,449	129,449	583,675	Ending Fund Balance		
	Revenue/(Loss)																	28,890	-204,869	-73,393	-79,832	246,649	421,719	-78,274	-39,341	-76,712	-5,130	-5,130	-5,128	-5,128	250,000	Contingency			
	Balance Sheet Adjustments																	0	0	0	0	0	0	0	0	0	0	0	0	0	0	0	0	0	
	CASH IN BANK ENDING																	989,637	784,768	641,242	557,458	797,685	1,219,147	1,138,946	1,102,061	1,048,666	1,043,536	1,038,406	1,033,278	Projected Ending Cash	1,048,666	1,048,666	3,343,466	Budget Expenditures	

IMPORTANT NOTE:
This worksheet has been created for projection purposes only. It should not be read entirely as a year-to-date source. It is important for the purpose of projecting cash on hand at the end of the fiscal year.

General Fund Cash
Park Reserve
Total Cash on Hand

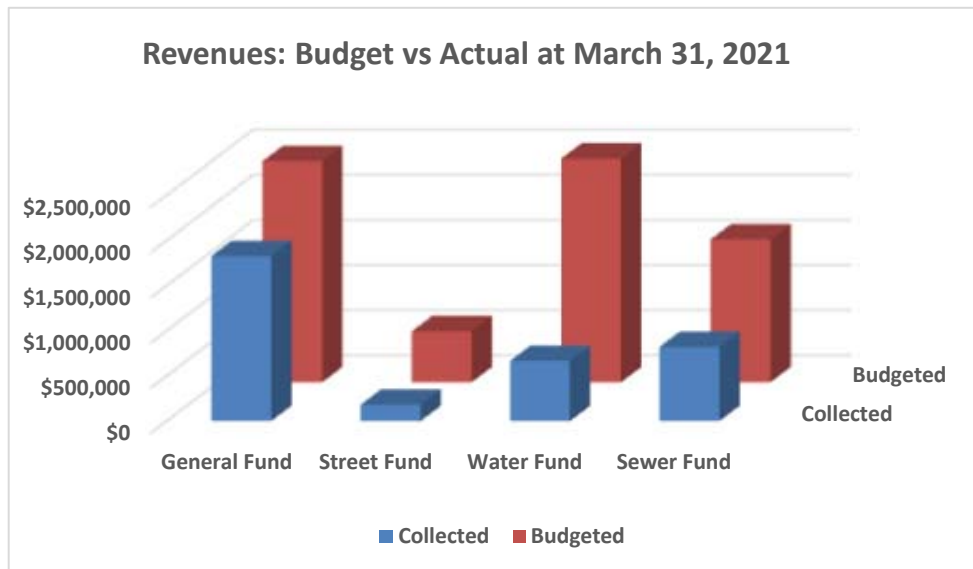
921,518
127,148
1,048,666

CITY OF COBURG

REVENUES COLLECTED COMPARED TO BUDGET

Fiscal Year To Date As Of March 2021

Fund	Collected	Budgeted	Difference	Percentage
General Fund	\$1,828,375	\$2,448,238	\$619,863	75%
Street Fund	\$182,425	\$564,822	\$382,397	32%
Water Fund	\$667,062	\$2,478,360	\$1,811,298	27%
Sewer Fund	\$821,638	\$1,582,603	\$760,965	52%
TOTAL ALL FUNDS	\$3,499,500	\$7,074,023	\$3,574,523	49%



Important Notes:

Overall revenues should be 75% if spread evenly throughout the year.

Budgeted revenues are net of Beginning Fund balance,

which means the budgeted amounts do not include Beginning Fund Balance

Property tax receipts for the month of February were \$20,701.

Water and Sewer Fees are above budget by 3% and 4%.

Grant Funds and Debt Reimbursement (Water Project) have not been received yet.

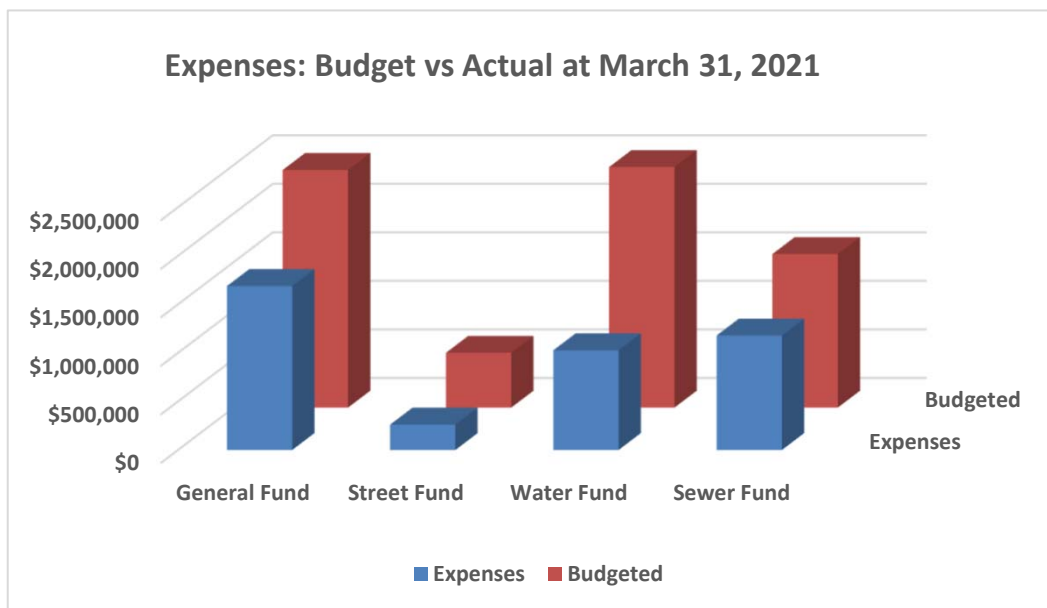
URA transfer to Sewer is made at the end of the year.

State shared revenues for the first quarter were \$12,283. We budgeted \$15,640 for FY 2021.

As of April 30th, the City has received \$818,209 in property taxes.

CITY OF COBURG
EXPENSES INCURRED COMPARED TO BUDGET
Fiscal Year To Date As Of March 2021

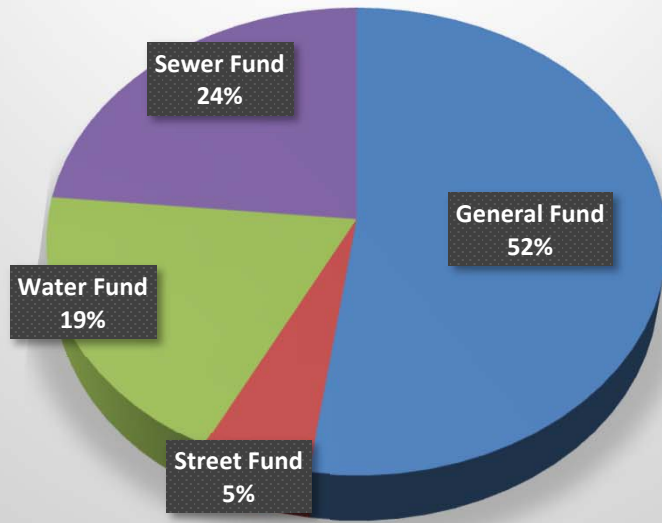
Fund	Expenses	Budgeted	Difference	Percentage
General Fund	\$1,688,413	\$2,448,238	\$759,825	69%
Street Fund	\$261,261	\$564,822	\$303,561	46%
Water Fund	\$1,026,747	\$2,478,360	\$1,451,613	41%
Sewer Fund	\$1,178,933	\$1,582,603	\$403,670	74%
TOTAL ALL FUNDS	\$4,155,354	\$7,074,023	\$2,918,669	59%



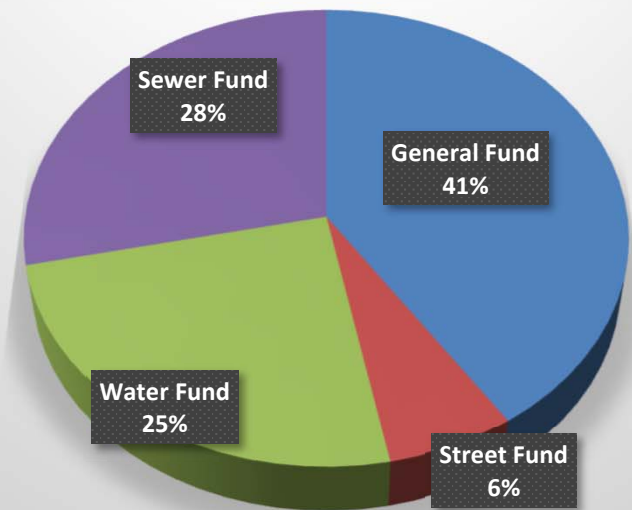
Important Notes

- Overall expenses should be 75% if spread evenly throughout the year.
- Water and Street projects have been delayed due to Covid-19
- Budgeted expenses are net of Beginning Fund balance,
 which means the budgeted amounts do not include Beginning Fund Balance
- All Personal Services are within budget.
- Materials & Services are all within budget.
- Scheduled Capital Projects are time sensitive and not reflected until later in the year.

CITY WIDE REVENUES 3/31/2021



CITY WIDE EXPENSES 3/31/2021



Account Number	Description	Budget Amount	Period Amount	YTD Amount	YTD Var	Encumbered Amount	Available	% Available
	Fund Revenue Sub Totals:	3,343,466.00	146,041.21	1,828,374.79	1,515,091.21	0.00	1,515,091.21	45.31
	Fund Expense Sub Totals:	3,343,466.00	228,603.51	1,688,413.21	1,655,052.79	0.00	1,655,052.79	49.50
	Fund 001 Sub Totals:	0.00	82,562.30	-139,961.58	139,961.58	0.00		

General Fund

Account Number	Description	Budget Amount	Period Amount	YTD Amount	YTD Var	Encumbered Amount	Available	% Available
	Fund Revenue Sub Totals:	1,254,312.00	19,795.99	182,425.39	1,071,886.61	0.00	1,071,886.61	85.46
	Fund Expense Sub Totals:	1,254,312.00	17,951.77	261,261.14	993,050.86	0.00	993,050.86	79.17
	Fund 003 Sub Totals:	0.00	-1,844.22	78,835.75	-78,835.75	0.00		

Street Fund

Account Number	Description	Budget Amount	Period Amount	YTD Amount	YTD Var	Encumbered Amount	Available	% Available
	Fund Revenue Sub Totals:	3,459,251.00	475,150.79	1,089,716.95	2,369,534.05	0.00	2,369,534.05	68.50
	Fund Expense Sub Totals:	3,459,251.00	67,739.14	1,026,747.31	2,432,503.69	0.00	2,432,503.69	70.32
	Fund 004 Sub Totals:	0.00	-407,411.65	-62,969.64	62,969.64	0.00		

Water Fund

Account Number	Description	Budget Amount	Period Amount	YTD Amount	YTD Var	Encumbered Amount	Available	% Available
	Fund Revenue Sub Totals:	3,879,686.00	82,342.09	821,637.58	3,058,048.42	0.00	3,058,048.42	78.82
	Fund Expense Sub Totals:	3,879,686.00	45,738.25	1,178,933.05	2,700,752.95	0.00	2,700,752.95	69.61
	Fund 005 Sub Totals:	0.00	-36,603.84	357,295.47	-357,295.47	0.00		

Sewer Fund



KeyBank
P.O. Box 93885
Cleveland, OH 44101-5885

Public Sector Statement
March 31, 2021
page 1 of 6

87 T 908 00000 R EM T1
CITY OF COBURG
GENERAL ACCOUNT
PO BOX 8316
COBURG OR 97408-1310

Questions or comments?
Call our Key Business Resource Center
1-888-KEY4BIZ (1-888-539-4249)

KeyNotes

At KeyBank, we want to be sure that you are aware of any changes to your deposit account agreement and disclosures.

Our Real Time Payments (RTP) Deposit Agreement has been updated to state that all receiving accounts for RTP must be located in the United States. If you receive an RTP transaction on behalf of someone else, they must be a resident of or have an account that resides in the United States.

For consumer accounts, if you have questions, you can visit your local branch or call us at 1-800-KEY@YOU@.

For business accounts, if you have questions, you can speak to your Relationship Manager or call us at 800-821-2829.

For clients using a TDD/TTY device, please call 1-800-539-8336.

Public Transaction
CITY OF COBURG
GENERAL ACCOUNT

Beginning balance 2-28-21	\$1,568,164.74
91 Additions	+234,116.86
108 Subtractions	-285,409.58
Net fees and charges	-525.73
Ending balance 3-31-21	\$1,516,346.29

Additions

Deposits	Date	Serial #	Source	
	3-1		Key Capture Deposit	\$9,411.54
	3-1		Key Capture Deposit	6,463.41
	3-1		Key Capture Deposit	3,761.95
	3-1		Key Capture Deposit	1,614.97
	3-1		Merchant Svcs Merch Dep 8008238126	534.35
	3-1		Direct Deposit, Merchant S 8030298668	86.25

Additions
 (con't)

<i>Deposits</i>	<i>Date</i>	<i>Serial #</i>	<i>Source</i>	
	3-2		Key Capture Deposit	10,449.87
	3-2		Merchant Svcs Merch Dep 8008238142	970.00
	3-2		Merchant Svcs Merch Dep 8008238126	758.80
	3-2		Key Capture Deposit	227.00
	3-3		Key Capture Deposit	4,723.21
	3-3		Key Capture Deposit	1,854.41
	3-3		Merchant Svcs Merch Dep 8008238126	1,471.37
	3-3		Merchant Svcs Merch Dep 8008238142	1,028.00
	3-4		Key Capture Deposit	2,882.11
	3-4		Direct Deposit, Pcs OR Trust Pcs OR Tr	2,676.70
	3-4		Merchant Svcs Merch Dep 8008238142	182.00
	3-4		Key Capture Deposit	97.50
	3-5		Direct Deposit, City of Coburg Consumer	19,713.48
	3-5		Key Capture Deposit	8,434.66
	3-5		Direct Deposit, City of Coburg Cons Coll	3,576.00
	3-5		Key Capture Deposit	3,300.46
	3-5		Merchant Svcs Merch Dep 8008238126	1,416.71
	3-5		Key Capture Deposit	79.00
	3-8		Merchant Svcs Merch Dep 8008238126	1,231.25
	3-8		Merchant Svcs Merch Dep 8008238142	215.00
	3-9		Key Capture Deposit	20,332.10
	3-9		Key Capture Deposit	3,962.14
	3-9		Key Capture Deposit	3,390.99
	3-9		Merchant Svcs Merch Dep 8008238126	1,030.52
	3-9		Merchant Svcs Merch Dep 8008238142	770.00
	3-9		Key Capture Deposit	150.00
	3-10		Merchant Svcs Merch Dep 8008238126	7,764.74
	3-10		Key Capture Deposit	2,240.57
	3-10		Merchant Svcs Merch Dep 8008238142	25.00
	3-11		Direct Deposit, Pcs OR Trust Pcs OR Tr	3,538.65
	3-11		Key Capture Deposit	1,236.49
	3-11		Merchant Svcs Merch Dep 8008238126	694.88
	3-12		Merchant Svcs Merch Dep 8008238126	1,034.40
	3-12		Merchant Svcs Merch Dep 8008238142	545.00
	3-15		Merchant Svcs Merch Dep 8008238126	649.52
	3-15		Direct Deposit, Merchant S 8030298668	115.00
	3-16		Merchant Svcs Merch Dep 8008238126	1,466.12
	3-16		Merchant Svcs Merch Dep 8008238142	595.00
	3-16		Deposit Branch 0067 Oregon	232.00
	3-16		Deposit Branch 0067 Oregon	180.00
	3-16		Deposit Branch 0067 Oregon	100.00
	3-16		Deposit Branch 0067 Oregon	88.70
	3-16		Deposit Branch 0067 Oregon	73.75
	3-16		Deposit Branch 0067 Oregon	60.00
	3-16		Deposit Branch 0067 Oregon	35.00
	3-17		Key Capture Deposit	3,283.61
	3-17		Merchant Svcs Merch Dep 8008238142	1,270.50
	3-17		Merchant Svcs Merch Dep 8008238126	425.10
	3-18		Direct Deposit, Pcs OR Trust Pcs OR Tr	975.79
	3-18		Merchant Svcs Merch Dep 8008238126	927.20



Additions
 (con't)

Deposits	Date	Serial #	Source	
	3-18		Merchant Svcs Merch Dep 8008238142	640.00
	3-19		Key Capture Deposit	16,331.46
	3-19		Key Capture Deposit	5,588.48
	3-19		Key Capture Deposit	4,474.97
	3-19		Merchant Svcs Merch Dep 8008238126	1,126.04
	3-22		Merchant Svcs Merch Dep 8008238126	1,073.31
	3-23		Merchant Svcs Merch Dep 8008238126	830.96
	3-23		Merchant Svcs Merch Dep 8008238142	695.00
	3-24		Key Capture Deposit	23,454.51
	3-24		Merchant Svcs Merch Dep 8008238142	885.00
	3-24		Key Capture Deposit	470.00
	3-24		Merchant Svcs Merch Dep 8008238126	441.12
	3-24		Key Capture Deposit	100.00
	3-24		Direct Deposit, Merchant S 8030298668	86.25
	3-25		Key Capture Deposit	3,266.63
	3-25		Merchant Svcs Merch Dep 8008238126	571.80
	3-25		Merchant Svcs Merch Dep 8008238142	50.00
	3-26		Direct Deposit, Pcs OR Trust Pcs OR Tr	1,322.80
	3-26		Merchant Svcs Merch Dep 8008238126	795.10
	3-26		Merchant Svcs Merch Dep 8008238142	465.00
	3-29		Merchant Svcs Merch Dep 8008238126	1,265.73
	3-29		Merchant Svcs Merch Dep 8008238142	325.00
	3-29		Direct Deposit, Merchant S 8030298668	86.25
	3-30		Key Capture Deposit	9,713.39
	3-30		Key Capture Deposit	8,311.92
	3-30		Merchant Svcs Merch Dep 8008238126	2,466.37
	3-30		Key Capture Deposit	245.00
	3-30		Merchant Svcs Merch Dep 8008238142	40.00
	3-31		Direct Deposit, Merchant S 8030298668	3,481.83
	3-31		Merchant Svcs Merch Dep 8008238126	430.10
	3-31		Deposit Branch 0067 Oregon	365.07
	3-31		Deposit Branch 0067 Oregon	145.00
	3-31		Deposit Branch 0067 Oregon	100.00
	3-31		Deposit Branch 0067 Oregon	100.00
	3-31		Deposit Branch 0067 Oregon	20.00
Total additions				\$234,116.86

Subtractions

Paper Checks

* check missing from sequence

Check	Date	Amount	Check	Date	Amount	Check	Date	Amount
86266	3-25	\$10.00	86458	3-2	455.38	86466	3-2	1,051.91
*86390	3-12	45.25	86459	3-9	170.55	86467	3-1	108.00
*86430	3-16	100.00	86460	3-3	3.00	86468	3-1	1,861.16
*86440	3-1	352.27	86461	3-3	1,450.98	86469	3-1	19,294.52
*86454	3-2	691.21	86462	3-2	6,435.46	86470	3-2	28.65
86455	3-4	520.18	86463	3-3	240.00	86471	3-9	165.00
86456	3-1	958.32	86464	3-22	44.00	86472	3-1	171.91
86457	3-12	25.00	86465	3-4	426.20	86473	3-8	407.00

Subtractions

(con't)

Paper Checks * check missing from sequence

Check	Date	Amount	Check	Date	Amount	Check	Date	Amount
86474	3-17	150.00	86495	3-17	50.96	86517	3-18	443.69
86475	3-4	200.00	86496	3-24	175.69	86518	3-15	1,035.00
86476	3-3	1,063.92	86497	3-16	1,638.48	86519	3-19	94.92
86477	3-17	250.00	86498	3-15	45.12	86520	3-22	598.46
86478	3-1	1,254.95	86499	3-16	29.00	86521	3-16	602.48
86479	3-3	961.96	86500	3-17	36.88	86522	3-22	337.00
86480	3-1	281.50	86501	3-15	639.49	86523	3-24	173.62
86481	3-1	1,425.00	86502	3-16	61.36	86524	3-30	182.20
86482	3-1	204.75	86503	3-15	80.63	*86526	3-22	313.96
86483	3-2	8,450.00	86504	3-16	315.11	86527	3-22	1,911.11
86484	3-8	2,521.14	86505	3-15	262.91	86528	3-23	119.73
86485	3-5	200.00	*86507	3-15	1,402.99	*86530	3-23	5,524.03
86486	3-2	89.00	86508	3-17	194.00	86531	3-22	174.07
86487	3-2	758.11	86509	3-18	571.79	86532	3-22	576.24
86488	3-2	637.50	86510	3-17	16,310.00	*86534	3-22	7,270.16
86489	3-2	45.95	86511	3-22	947.50	86535	3-22	2,607.00
86490	3-9	165.40	86512	3-15	335.25	86536	3-19	1,838.40
86491	3-15	62.85	86513	3-17	163.74	86537	3-23	1,271.04
86492	3-17	40,075.77	86514	3-17	280.00	86538	3-22	594.00
86493	3-15	675.00	86515	3-18	2,253.30	86539	3-22	373.14
86494	3-15	664.00	86516	3-15	1,952.50	86540	3-22	576.69

Paper Checks Paid \$149,516.39

Withdrawals	Date	Serial #	Location	Amount
	3-1		Merchant Svcs Merch Fee 8008238126	\$1,346.13
	3-1		Direct Withdrawal, Asi Hc210226	435.00
	3-1		Merchant Svcs Merch Fee 8008238142	304.80
	3-2		Direct Withdrawal, City of Coburg Dir Dep	27,869.06
	3-2		Direct Withdrawal, Merchant S 8030298668	155.09
	3-3		Direct Withdrawal, Invoice PA 2065Billing	91.05
	3-5		Direct Withdrawal, City of Coburg Return	26.00
	3-8		Direct Withdrawal, Cis Trust 5037633834	22,350.01
	3-10		Direct Withdrawal, Irs Usataxpymt	9,043.89
	3-10		Direct Withdrawal, OR Revenue Dept Taxpayment	2,580.90
	3-10		Direct Withdrawal, KeyBank Auto Pymt	2,499.15
	3-10		Direct Withdrawal, Asi Asi Fees	18.75
	3-12		Direct Withdrawal, Employer Contrb Pers Cntrb	10.27
	3-16		Direct Withdrawal, City of Coburg Dir Dep	25,697.62
	3-17		Direct Withdrawal, Invoice PA 2065Billing	94.15
	3-24		Direct Withdrawal, Irs Usataxpymt	8,456.29
	3-24		Direct Withdrawal, OR Revenue Dept Taxpayment	2,413.63
	3-29		Direct Withdrawal, Valic Eremit Prm	4,114.69
	3-29		Direct Withdrawal, Asi Hc210326	435.00
	3-30		Direct Withdrawal, City of Coburg Dir Dep	27,860.66
	3-31		Direct Withdrawal, Invoice PA 2065Billing	91.05

Total subtractions \$285,409.58



**Fees and
charges**

<i>Date</i>		<i>Quantity</i>	<i>Unit Charge</i>	
3-8-21	Feb Analysis Service Chg	1	525.73	-\$525.73
Fees and charges assessed this period				-\$525.73

See your Account Analysis statement for details.



KeyBank
 P.O. Box 93885
 Cleveland, OH 44101-5885

RTMLX T 908 00000 R EM T1
 CITY OF COBURG
 POLICE EVIDENCE TRUST
 PO BOX 8316
 COBURG OR 97408-1310

Questions or comments?
 Call our Key Business Resource Center
 1-888-KEY4BIZ (1-888-539-4249)

KeyNotes

At KeyBank, we want to be sure that you are aware of any changes to your deposit account agreement and disclosures.

Our Real Time Payments (RTP) Deposit Agreement has been updated to state that all receiving accounts for RTP must be located in the United States. If you receive an RTP transaction on behalf of someone else, they must be a resident of or have an account that resides in the United States.

For consumer accounts, if you have questions, you can visit your local branch or call us at 1-800-KEY@YOU@.

For business accounts, if you have questions, you can speak to your Relationship Manager or call us at 800-821-2829.

For clients using a TDD/TTY device, please call 1-800-539-8336.

Public Transaction
 CITY OF COBURG
 POLICE EVIDENCE TRUST

Beginning balance 2-28-21	\$100.00
Ending balance 3-31-21	\$100.00

Fees and charges

See your Account Analysis statement for details.



RETURN SERVICE REQUESTED

>000259 7369414 0001 092348 10Z

Received by
City of Coburg

APR 08 2021

00309949
NSP 720

THE CITY OF COBURG LANE COUNTY OREGON
CAPITAL PROJECTS
PO BOX 8316
COBURG OR 97408-1310



Managing Your Accounts

- Office Address 96 East Broadway
Eugene, OR 97401
- Phone (541) 684-7500
- Toll Free (877) 566-5544
- Online sbko.bank

Summary of Accounts

Account Type	Account Number	Ending Balance
BUSINESS CHECKING	XXXXXXXX2301	\$87,103.76

BUSINESS CHECKING-XXXXXXXX2301

Account Summary

Date	Description	Amount
02/27/2021	Beginning Balance	\$87,103.76
	0 Credit(s) This Period	\$0.00
	0 Debit(s) This Period	\$0.00
03/31/2021	Ending Balance	\$87,103.76



Account Statement - Transaction Summary

For the Month Ending **March 31, 2021**

COBURG CITY OF - COBURG CITY OF / GENERAL - 5969

		Asset Summary	
		March 31, 2021	February 28, 2021
Oregon LGIP		1,212,893.67	1,180,982.73
Total		\$1,212,893.67	\$1,180,982.73

Oregon LGIP	
Opening Balance	1,180,982.73
Purchases	31,911.09
Redemptions	(0.15)
Closing Balance	\$1,212,893.67
Dividends	611.75



Account Statement

For the Month Ending **March 31, 2021**

COBURG CITY OF - COBURG CITY OF / GENERAL - 5969

Trade Date	Settlement Date	Transaction Description	Share or Unit Price	Dollar Amount of Transaction	Balance
Oregon LGIP					
Opening Balance					
03/01/21	03/01/21	LGIP Fees - ACH Redemption (1 @ \$0.05 - From 5969) - February 2021	1.00	(0.05)	1,180,982.68
03/01/21	03/01/21	LGIP Fees - Received ACH (1 @ \$0.10 - From 5969) - February 2021	1.00	(0.10)	1,180,982.58
03/11/21	03/11/21	Lane County - Tax Seg for Feb 01-28-2021	1.00	20,701.06	1,201,683.64
03/16/21	03/16/21	ODOT - ODOT PYMNT	1.00	10,598.28	1,212,281.92
03/31/21	04/01/21	Accrual Income Div Reinvestment - Distributions	1.00	611.75	1,212,893.67

Closing Balance **1,212,893.67**

Opening Balance					
Purchases	1,180,982.73	Month of March	625,978.90	Closing Balance	1,212,893.67
Redemptions	31,911.09		1,086,915.92	Average Monthly Balance	1,200,495.69
	(0.15)		(500,001.15)	Monthly Distribution Yield	0.60%

Closing Balance **1,212,893.67**

Dividends 611.75



Account Statement - Transaction Summary

For the Month Ending **March 31, 2021**

COBURG CITY OF - COBURG CITY OF / SDC - 3711

Asset Summary			
	March 31, 2021	February 28, 2021	
Oregon LGIP	1,403,867.08	1,403,152.05	
Total	\$1,403,867.08	\$1,403,152.05	

Oregon LGIP	
Opening Balance	1,403,152.05
Purchases	715.03
Redemptions	0.00
Closing Balance	\$1,403,867.08
Dividends	715.03



Account Statement

For the Month Ending **March 31, 2021**

COBURG CITY OF - COBURG CITY OF / SDC - 3711

Trade Date	Settlement Date	Transaction Description	Share or Unit Price	Dollar Amount of Transaction	Balance
Oregon LGIP					
Opening Balance					
03/31/21	04/01/21	Accrual Income Div Reinvestment - Distributions	1.00	715.03	1,403,867.08
Closing Balance					

	Month of March	Fiscal YTD July-March	
Opening Balance	1,403,152.05	1,492,958.48	Closing Balance
Purchases	715.03	9,234.80	Average Monthly Balance
Redemptions	0.00	(98,326.20)	Monthly Distribution Yield
			0.60%

Closing Balance	1,403,867.08	1,403,867.08
Dividends	715.03	9,234.80



Account Statement - Transaction Summary

For the Month Ending **March 31, 2021**

COBURG CITY OF - COBURG CITY OF / GENERAL FUND SAVINGS - 3784

Oregon LGIP

Opening Balance	83,091.21
Purchases	42.34
Redemptions	0.00

Closing Balance

Dividends	\$83,133.55
	42.34

Asset Summary

Oregon LGIP	March 31, 2021	February 28, 2021
	83,133.55	83,091.21
Total	\$83,133.55	\$83,091.21



Account Statement

For the Month Ending **March 31, 2021**

COBURG CITY OF - COBURG CITY OF / GENERAL FUND SAVINGS - 3784

Trade Date	Settlement Date	Transaction Description	Share or Unit Price	Dollar Amount of Transaction	Balance
Oregon LGIP					
Opening Balance					
03/31/21	04/01/21	Accrual Income Div Reinvestment - Distributions	1.00	42.34	83,091.21
Closing Balance					
83,133.55					
Opening Balance					
83,133.55					
Purchases					
				83,133.55	
Redemptions					
				83,092.58	
				0.60%	
Closing Balance					
83,133.55					
Dividends					
				533.27	