

CITY OF COBURG
December 31, 2020 **Fiscal Year 2021**
CASH ON HAND PER FUND

Bank Accounts									
Funds	KEY BANK - GEN	SP GEN.	SP SDC	For	SP SAVINGS	For	SUMMIT BANK	POLICE EVID.	TOTAL
GEN 001	25,024	1,047,335			21,665				1,094,024
PD Drug Educ.									-
Park Cap	80,423		44,700	Park SDC					125,123
STREET 003	70,391	237,576	407,407	Street SDC					715,374
WATER 004	499,917	150,592	48,396	Water SDC					698,905
SEWER 005	528,300		900,949	Sewer SDC	27,172	Membrane Replace			1,456,421
SEWER DEBT	534,060				34,153	Sewer Debt Reserve	87,104	Sewer Debt Res	655,317
EVIDENCE		-						100	100
TOTAL	1,738,115	1,435,503	1,401,452		82,990		87,104	100	4,745,264

CIP SDCs

Cash Balance 12/31/2020	\$4,745,264
Cash Balance 12/31/2019	\$5,271,671
Difference	(526,407)

REVENUE GENERATION BY FUND	
GENERAL FUND	Interest, taxes, State Shared Revenue, Cigarette Taxes, Liquor taxes, Land Use Fees, SDC Admin Fees, Franchise Fees Tourism, Fines & Bails, Planning, Park user fees Capital and SDC, Park Donations and Grants, Building Dev. Fees
STREET FUND	Street Taxes, User Fees, Grants, CIP Funds, SDC, Grants Loans
WATER FUND	User Fees, Grants, Capital Funds, SDC
SEWER FUND	User Fees, Grants, Capital Funds, SDC, Loans
SEWER DEBT FUND	LID, Loan Proceeds, URA Debt Service
EVIDENCE	Evidence Cash Seized

Accounts Payable

Checks by Date - Summary by Check Date

User: Tim Gaines
 Printed: 2/24/2021 2:39 PM



Check No	Vendor No	Vendor Name	Check Date	Check Amount
86273	AllSea	All Seasons Equipment	12/04/2020	144.00
86274	ANA165	Analytical Laboratory Group	12/04/2020	337.00
86275	BAT400	Batteries Plus	12/04/2020	7.99
86276	BE	Beelart Embroidery	12/04/2020	917.00
86277	BRA344	Branch Engineering	12/04/2020	26,441.17
86278	CasCol	Cascade Columbia Dist Co	12/04/2020	588.32
86279	CenLin	CenturyLink	12/04/2020	285.50
86280	CINTA	Cintas Corporation	12/04/2020	287.14
86281	CTX	Copytronix	12/04/2020	86.13
86282	EGB100	Sammy Egbert	12/04/2020	146.97
86283	EME131	Emerald People's Utility	12/04/2020	36.08
86284	KRPData	KRP Data Systems	12/04/2020	240.00
86285	LanDe	Lane County Deeds & Records	12/04/2020	229.00
86286	LCSO	Lane County Sheriff's Office	12/04/2020	16,310.00
86287	LES327	Les Schwab	12/04/2020	708.33
86288	NEL100	Nelson Tree Svcs Inc	12/04/2020	6,900.00
86289	NWSIGN	Northwest Sign Company	12/04/2020	790.00
86290	NOR146	NW Natural	12/04/2020	122.90
86291	OMSC	Oakmont Service Center	12/04/2020	187.45
86292	MBA	Alicia Obrien	12/04/2020	240.00
86293	OHADWS	OHA Drinking Water	12/04/2020	75.00
86294	ONE193	One Call Concepts, Inc.	12/04/2020	12.00
86295	OREDA	Oregon Economic Development Associatio	12/04/2020	275.00
86296	PW1	Public Works 1 Inc	12/04/2020	10,500.00
86297	RoyFlu	Royal Flush Environmental	12/04/2020	2,415.00
86298	STATESUR	State of Oregon	12/04/2020	2,000.00
86299	USA426	USA Blue Book	12/04/2020	1,324.60
86300	OSGP	Voya-Oregon Savings Growth Plan	12/04/2020	200.00
86301	WaltNels	Walter E. Nelson Co.	12/04/2020	89.00
Total for 12/4/2020:				71,895.58
86303	AESeur	A & E Security and Electronic Solutions	12/10/2020	62.85
86304	ANA165	Analytical Laboratory Group	12/10/2020	253.00
86306	CasCol	Cascade Columbia Dist Co	12/10/2020	428.32
86307	CenLin	CenturyLink	12/10/2020	47.15
86308	CINTA	Cintas Corporation	12/10/2020	62.00
86309	DIEX	D & I Excavating Inc	12/10/2020	162,268.07
86310	EME131	Emerald People's Utility	12/10/2020	6,162.59
86311	FCSG	FCS Group	12/10/2020	550.00
86312	HDEPOT	Home Depot Credit Services	12/10/2020	1,632.31
86313	HUNTER	Hunter Communications	12/10/2020	316.88
86314	IRO100	Iron Mountain	12/10/2020	262.91
86315	IWORQ	iWorQ	12/10/2020	3,200.00
86316	LAN129	Lane Council of Governments	12/10/2020	359.25
86317	LanDe	Lane County Deeds & Records	12/10/2020	132.00
86318	PLAT	Platt	12/10/2020	687.33

Check No	Vendor No	Vendor Name	Check Date	Check Amount
86319	Rexius	Rexius	12/10/2020	96.00
86320	TANG	Tangent	12/10/2020	2,147.75
86321	TYLE	Tyler Technologies	12/10/2020	717.75
86322	UQVF	Umpqua Valley Financial	12/10/2020	3,000.00
86323	Verizon	Verizon Wireless	12/10/2020	597.56
86324	WelWel	Welt & Welt, Inc	12/10/2020	1,590.18
Total for 12/10/2020:				184,573.90
86325	911Sup	911 Supply	12/16/2020	202.71
86326	AFL250	AFLAC	12/16/2020	390.26
86327	CenLin	CenturyLink	12/16/2020	174.75
86328	CINTA	Cintas Corporation	12/16/2020	108.55
86329	EEBS	Evans Elder Brown & Seubert	12/16/2020	4,625.00
86330	Grainger	Grainger	12/16/2020	840.53
86331	HSA	Harden Psychological Associates, P.C.	12/16/2020	395.00
86332	HEAT	Anne Heath	12/16/2020	365.62
86333	Kimball	Kimball Midwest	12/16/2020	129.00
86334	LAN129	Lane Council of Governments	12/16/2020	627.00
86335	LanDe	Lane County Deeds & Records	12/16/2020	127.00
86336	LanePW	Lane County Public Works	12/16/2020	5,000.00
86337	LC SO	Lane County Sheriff's Office	12/16/2020	1,200.00
86338	PAC150	Pacific Power	12/16/2020	1,500.29
86339	PacificS	PacificSource Administrators	12/16/2020	236.37
86340	RoyFlu	Royal Flush Environmental	12/16/2020	2,484.00
86341	Smitty	Smitty-Bilt Industrial Fans, Inc.	12/16/2020	275.00
86342	Valvln	Valvoline Instant Oil Change	12/16/2020	42.49
Total for 12/16/2020:				18,723.57
Report Total (68 checks):				275,193.05

CITY OF COBURG
GENERAL FUND BUDGET PERFORMANCE ANALYSIS
December 31, 2020

CURRENT BUDGET YEAR 2020-21

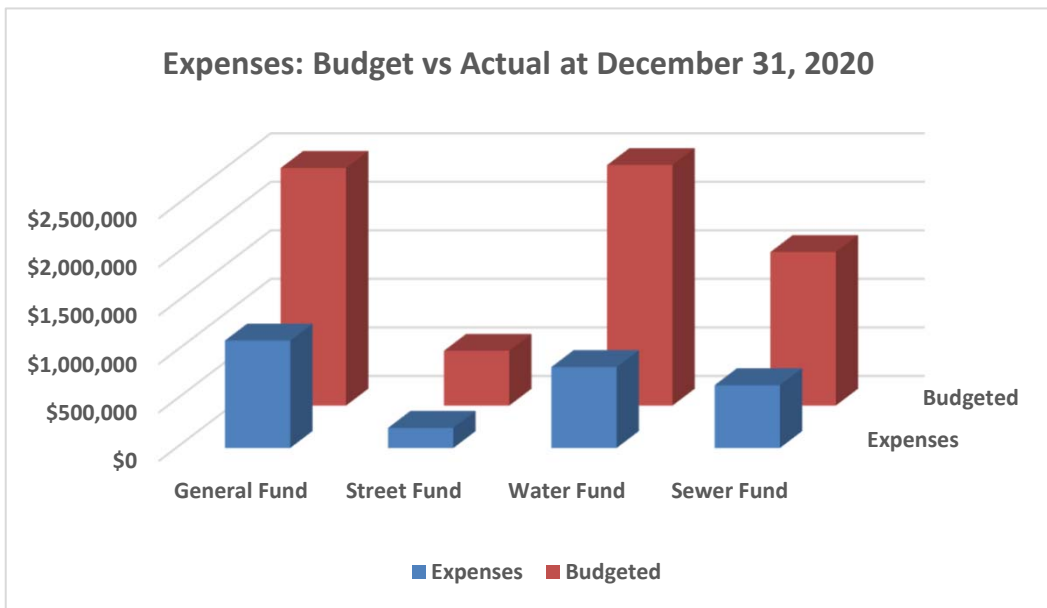
Account #	Account Name	HISTORICAL ACTUALS							CURRENT BUDGET YEAR 2020-21												YTD ACT/PROJ	YTD BUDGET	Variance (fav)/UnFav	YTD %													
		2013-14	2014-15	2015-16	2016-17	2017-2018	2018-19	2019-20	Actual JUL	Actual AUG	Actual SEP	Actual OCT	Actual NOV	Actual DEC	Budget JAN	Budget FEB	Budget MAR	Budget APR	Budget MAY	Budget JUN																	
TOTAL GENERAL FUND REVENUE		2,112,600	1,523,483	2,372,938	1,920,492	2,322,272	2,764,876	2,075,738	199,567	-22,471	152,512	128,516	406,277	581,087	204,020	204,020	204,020	204,020	204,020	204,018	2,669,606	2,448,238	-221,368.00	109%													
PERSONAL SERVICES																					895,228	Beginning Fund Balance															
ADMINISTRATION		100,974	296,470	279,982	305,091	339,253	412,997	448,344	36,122	29,827	46,249	35,429	37,281	33,598	44,501	44,501	44,501	44,500	44,500	44,500	485,509	534,009	-48,500	-9%													
PLANNING		52,923	1,173	32,473	49,664	60,154	87,192	79,098	7,589	-1,304	0	2,324	3,305	4,211	7,837	7,837	7,836	7,836	7,836	7,836	63,143	94,040	-30,897	-33%													
POLICE		313,959	268,003	279,231	284,948	354,383	390,597	401,572	14,508	34,264	55,590	35,032	36,270	37,011	43,816	43,816	43,817	43,817	43,817	43,817	475,575	525,796	-50,221	-10%													
COURT		67,721	76,394	80,072	86,201	95,160	97,451	104,352	6,060	8,176	10,707	8,176	8,705	8,176	9,157	9,158	9,158	9,158	9,158	9,158	104,947	109,889	-4,942	-4%													
PUBLIC WORKS		0	209,057	306,212	298,864	273,993	330,627	397,303	23,506	38,715	42,807	31,096	24,255	32,321	34,381	34,381	34,381	34,382	34,382	34,382	398,989	412,575	-13,586	-3%													
TOTAL PERSONAL SERVICES		535,577	851,096	977,969	1,024,768	1,122,943	1,318,864	1,430,669	87,785	109,678	155,353	112,057	109,816	115,317	139,692	139,693	139,693	139,693	139,693	139,693	1,528,163	1,676,309	-148,146	-9%													
																					1,528,163	proof															
MATERIALS AND SERVICES																					251,807	252,167	-360	0%													
ADMINISTRATION		1,337,527	245,910	186,639	226,043	248,187	220,817	219,341	9,737	19,980	16,979	54,338	15,166	9,524	21,014	21,014	21,014	21,014	21,014	21,013	79,681	99,485	-19,804	-20%													
FACILITIES		0	0	77,228	97,833	170,524	82,624	153,795	1,963	4,143	21,739	10,348	-10,431	2,174	8,290	8,290	8,290	8,290	8,290	8,295	152,321	159,930	-7,609	-5%													
PLANNING		58,665	37,522	59,027	151,662	235,060	258,088	101,478	15,306	2,084	1,691	16,536	34,355	2,387	13,328	13,328	13,328	13,328	13,328	13,322	19,486	21,600	-2,114	-10%													
ECONOMIC DEVELOPMENT		6,968	16,793	11,887	50,451	23,836	42,939	80,991	5,000	2,378	16	195	1,097	0	1,800	1,800	1,800	1,800	1,800	1,800	162,984	97,450	65,534	67%													
PARK & PARK CAPITAL		0	0	0	67,307	90,399	59,280	450,213	50,098	42,768	6,958	6,948	4,086	3,402	8,121	8,121	8,121	8,121	8,121	8,119	136,249	160,800	-24,551	-15%													
POLICE		95,943	91,704	90,252	115,200	117,469	118,724	142,855	-36	839	20,484	6,790	2,248	25,524	13,400	13,400	13,400	13,400	13,400	13,400	30,528	42,050	-11,522	-27%													
COURT		64,848	44,586	22,943	19,796	28,606	27,291	38,908	824	528	2,685	1,136	3,291	1,040	3,504	3,504	3,504	3,504	3,504	3,504	833,056	833,482	-426	0%													
TOTAL MATERIALS AND SERVICES		1,563,951	436,515	447,976	728,292	914,081	809,763	1,187,581	82,892	72,720	70,552	96,291	49,812	44,051	69,457	69,457	69,457	69,457	69,457	69,453	833,056	833,482	-426	0%													
																					833,056	proof															
INTERFUND TRANSFERS-OUT																					0	0	0	0	0	0	0	0	0	0	0	0	0	0	0	0	0
PARK FUND		0	82,342	97,000		0	0	0																													
WATER CAPITAL FUND				84,403		0	0	0																													
PAYROLL ALLOCATION-PLANNING				22,398	19,601	0	0	0																													
STREET FUND						50,000	50,000																														
SEWER FUND		0	50,000	621,205	50,000	0	0	0																													
TOTAL TRANSFERS OUT		0	132,342	825,006	69,601	0	50,000	50,000	0	0	0	0	0	0	0	0	0	0	0	0	0	0	0	0													
																					0	0	0	0	0	0	0	0	0	0	0	0	0	0	0		
TOTAL EXPENSES		2,099,528	1,419,953	2,250,951	1,822,661	2,037,024	2,178,627	2,668,250	170,677	182,398	225,905	208,348	159,628	159,368	209,149	209,150	209,150	209,150	209,150	209,146	2,361,219	2,509,791	-148,572	94%													
TOTAL REVENUE/(LOSS)		13,072	103,530	121,987	97,831	285,248	586,250	-592,512	28,890	-204,869	-73,393	-79,832	246,649	421,719	-5,129	-5,130	-5,130	-5,130	-5,130	-5,128	308,387																
																					Net Income/Loss		308,387														
CASH IN BANK BEGINNING																					960,747	989,637	784,768	632,996	557,458	797,685	1,219,147	1,214,018	1,208,888	1,203,758	1,198,628	1,193,498					
Revenue/(Loss)																					28,890	-204,869	-73,393	-79,832	246,649	421,719	-5,129	-5,130	-5,130	-5,130	-5,130	-5,128					
Balance Sheet Adjustments																							-78,379	4,294	-6,422	-257											
CASH IN BANK ENDING																					989,637	784,768	632,996	557,458	797,685	1,219,147	1,214,018	1,208,888	1,203,758	1,198,628	1,193,498	1,188,370	Projected Ending Cash				

IMPORTANT NOTE:
 This worksheet has been created for projection purposes only. It should not be read entirely as a year-to-date source. It is important for the purpose of projecting cash on hand at the end of the fiscal year.

General Fund Cash	1,094,024
Park Reserve	125,123
Total Cash on Hand	1,219,147

CITY OF COBURG
EXPENSES INCURRED COMPARED TO BUDGET
Fiscal Year To Date As Of December 31, 2020

Fund	Expenses	Budgeted	Difference	Percentage
General Fund	\$1,106,326	\$2,448,238	\$1,341,912	45%
Street Fund	\$207,571	\$564,822	\$357,251	37%
Water Fund	\$833,031	\$2,478,360	\$1,645,329	34%
Sewer Fund	\$646,738	\$1,582,603	\$935,865	41%
TOTAL ALL FUNDS	\$2,793,666	\$7,074,023	\$4,280,357	39%



Important Notes

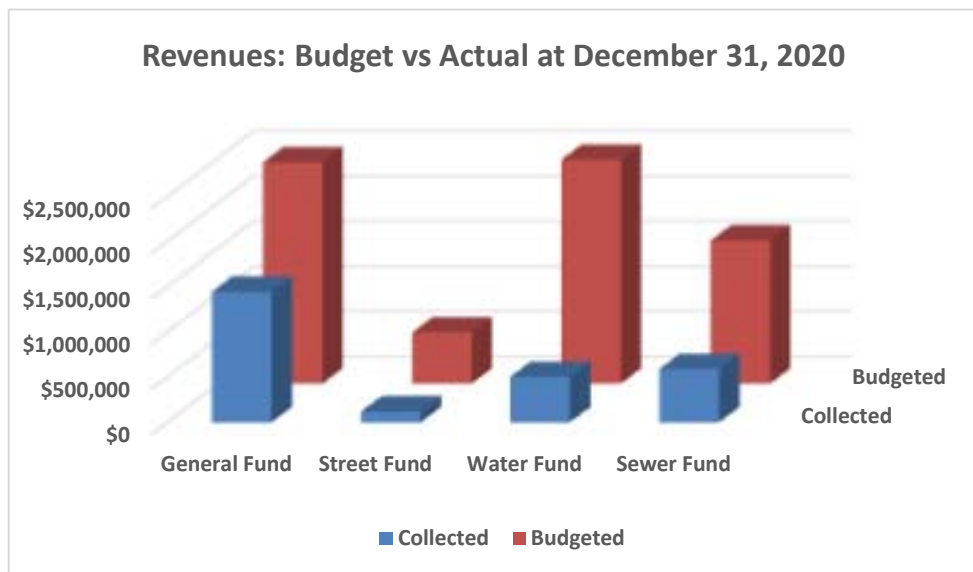
- Overall expenses should be 50% if spread evenly throughout the year.
- Water and Street projects have been delayed due to Covid-19
- Budgeted expenses are net of Beginning Fund balance,
 which means the budgeted amounts do not include Beginning Fund Balance
- All Personal Services are within budget.
- Materials & Services are all within budget.
- Scheduled Capital Projects are time sensitive and not reflected until later in the year.

CITY OF COBURG

REVENUES COLLECTED COMPARED TO BUDGET

Fiscal Year To Date As Of December 31, 2020

Fund	Collected	Budgeted	Difference	Percentage
General Fund	\$1,445,489	\$2,448,238	\$1,002,749	59%
Street Fund	\$119,567	\$564,822	\$445,255	21%
Water Fund	\$503,925	\$2,478,360	\$1,974,435	20%
Sewer Fund	\$589,865	\$1,582,603	\$992,738	37%
TOTAL ALL FUNDS	\$2,658,846	\$7,074,023	\$4,415,177	38%



Important Notes:

Overall revenues should be 50% if spread evenly throughout the year.

Budgeted revenues are net of Beginning Fund balance,

which means the budgeted amounts do not include Beginning Fund Balance

Property tax receipts for the month of December were \$470,432.

Water and Sewer Fees are above budget by 7% and 3%.

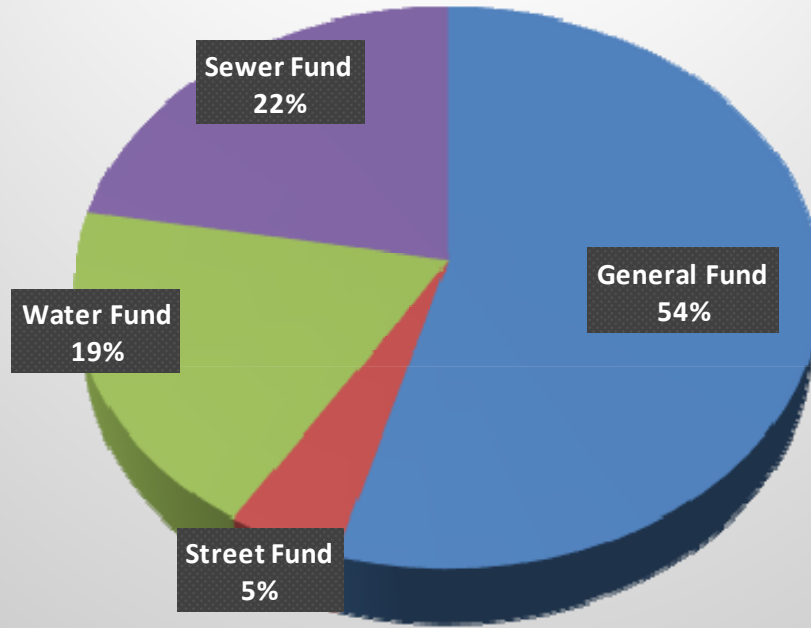
Grant Funds and Debt Reimbursement (Water Project) have not been received yet.

URA transfer to Sewer is made at the end of the year.

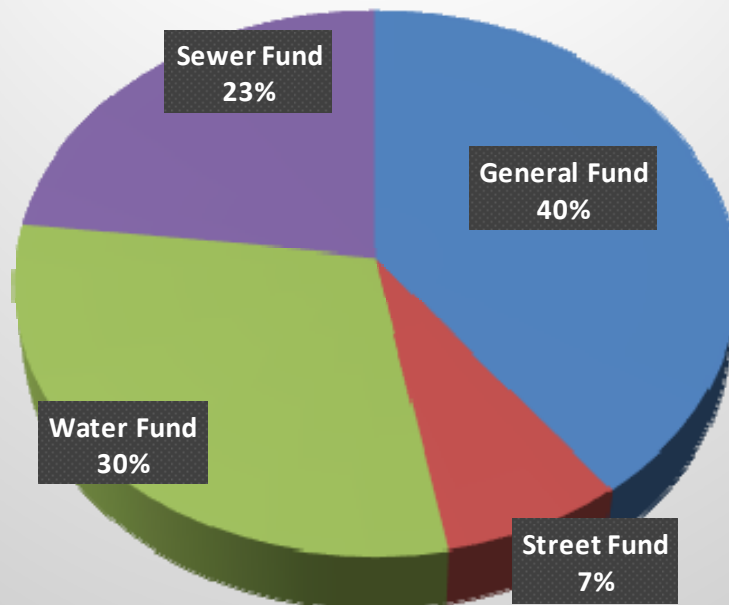
State shared revenues for the first quarter were \$5,669. We budgeted \$3,910 per quarter.

As of February 11th, the City has received \$779,134 in property taxes.

CITY WIDE REVENUES 12/31/2020



CITY WIDE EXPENSES 12/31/2020



Account Number	Description	Budget Amount	Period Amount	YTD Amount	YTD Var	Encumbered Amount	Available	% Available
	Fund Revenue Sub Totals:	3,343,466.00	581,087.66	1,445,488.95	1,897,977.05	0.00	1,897,977.05	56.77
	Fund Expense Sub Totals:	3,343,466.00	159,368.47	1,106,325.53	2,237,140.47	0.00	2,237,140.47	66.91
	Fund 001 Sub Totals:	0.00	-421,719.19	-339,163.42	339,163.42	0.00		

General Fund

Account Number	Description	Budget Amount	Period Amount	YTD Amount	YTD Var	Encumbered Amount	Available	% Available
	Fund Revenue Sub Totals:	1,254,312.00	31,373.72	119,567.11	1,134,744.89	0.00	1,134,744.89	90.47
	Fund Expense Sub Totals:	1,254,312.00	30,436.81	207,571.22	1,046,740.78	0.00	1,046,740.78	83.45
	Fund 003 Sub Totals:	0.00	-936.91	88,004.11	-88,004.11	0.00		

Street Fund

Account Number	Description	Budget Amount	Period Amount	YTD Amount	YTD Var	Encumbered Amount	Available	% Available
	Fund Revenue Sub Totals:	3,459,251.00	65,171.86	503,924.50	2,955,326.50	0.00	2,955,326.50	85.43
	Fund Expense Sub Totals:	3,459,251.00	218,404.38	833,030.75	2,626,220.25	0.00	2,626,220.25	75.92
	Fund 004 Sub Totals:	0.00	153,232.52	329,106.25	-329,106.25	0.00		

Water Fund

Account Number	Description	Budget Amount	Period Amount	YTD Amount	YTD Var	Encumbered Amount	Available	% Available
	Fund Revenue Sub Totals:	3,879,686.00	104,897.10	589,865.24	3,289,820.76	0.00	3,289,820.76	84.80
	Fund Expense Sub Totals:	3,879,686.00	45,130.95	646,738.32	3,232,947.68	0.00	3,232,947.68	83.33
	Fund 005 Sub Totals:	0.00	-59,766.15	56,873.08	-56,873.08	0.00		

Sewer Fund

Account Number	Description	Budget Amount	Period Amount	YTD Amount	YTD Var	Encumbered Amount	Available	% Available
	Revenue Totals:	11,936,715.00	782,530.34	2,658,845.80	9,277,869.20	0.00	9,277,869.20	77.73
	Expense Totals:	11,936,715.00	453,340.61	2,793,665.82	9,143,049.18	0.00	9,143,049.18	76.60
	Report Totals:	0.00	-329,189.73	134,820.02	-134,820.02	0.00		

Fund Totals



KeyBank
P.O. Box 93885
Cleveland, OH 44101-5885

Public Sector Statement
December 31, 2020
page 1 of 5

379681084602

78 T 908 00000 R EM T1
CITY OF COBURG
GENERAL ACCOUNT
PO BOX 8316
COBURG OR 97408-1310

Questions or comments?
Call our Key Business Resource Center
1-888-KEY4BIZ (1-888-539-4249)

Public Transaction 379681084602
CITY OF COBURG
GENERAL ACCOUNT

Beginning balance 11-30-20	\$1,939,838.84
90 Additions	+237,653.87
101 Subtractions	-420,559.88
Net fees and charges	-850.94
Ending balance 12-31-20	\$1,756,081.89

Additions

Deposits	Date	Serial #	Source	
	12-1		Key Capture Deposit	\$17,225.11
	12-1		Key Capture Deposit	5,061.08
	12-1		Merchant Svcs Merch Dep 8008238126	434.70
	12-1		Key Capture Deposit	292.00
	12-1		Merchant Svcs Merch Dep 8008238142	76.05
	12-1		Key Capture Deposit	50.00
	12-2	86272	Reverse Check # 86272	637.50
	12-2		Merchant Svcs Merch Dep 8008238126	2,651.79
	12-2		Merchant Svcs Merch Dep 8008238142	457.00
	12-2		Direct Deposit, Merchant S 8030298668	172.50
	12-3		Key Capture Deposit	5,434.86
	12-3		Key Capture Deposit	3,388.45
	12-3		Direct Deposit, Merchant S 8030298668	86.25
	12-4		Direct Deposit, City of Coburg Consumer	19,214.84
	12-4		Direct Deposit, City of Coburg Cons Coll	3,593.00
	12-4		Merchant Svcs Merch Dep 8008238126	1,207.38
	12-4		Direct Deposit, Pcs OR Trust Pcs OR Tr	63.26
	12-7		Key Capture Deposit	6,973.65
	12-7		Key Capture Deposit	4,212.96
	12-7		Key Capture Deposit	1,935.00
	12-7		Merchant Svcs Merch Dep 8008238126	1,557.57
	12-7		Key Capture Deposit	700.02
	12-7		Key Capture Deposit	383.10
	12-7		Merchant Svcs Merch Dep 8008238142	280.00

379681084602

Additions
(con't)

<i>Deposits</i>	<i>Date</i>	<i>Serial #</i>	<i>Source</i>	
	12-7		Key Capture Deposit	79.00
	12-8		Merchant Svcs Merch Dep 8008238126	2,072.87
	12-9		Key Capture Deposit	5,154.37
	12-9		Key Capture Deposit	403.00
	12-9		Merchant Svcs Merch Dep 8008238126	400.00
	12-9		Merchant Svcs Merch Dep 8008238142	263.00
	12-9		Direct Deposit, Merchant S 8030298668	92.00
	12-9		Key Capture Deposit	50.00
	12-10		Key Capture Deposit	1,292.66
	12-10		Merchant Svcs Merch Dep 8008238126	546.70
	12-11		Direct Deposit, Pcs OR Trust Pcs OR Tr	2,538.87
	12-11		Merchant Svcs Merch Dep 8008238126	541.77
	12-11		Merchant Svcs Merch Dep 8008238142	200.00
	12-14		Key Capture Deposit	2,453.80
	12-14		Key Capture Deposit	1,801.15
	12-14		Merchant Svcs Merch Dep 8008238126	792.25
	12-14		Key Capture Deposit	650.00
	12-14		Key Capture Deposit	600.00
	12-14		Key Capture Deposit	500.00
	12-14		Key Capture Deposit	443.10
	12-14		Key Capture Deposit	108.00
	12-14		Direct Deposit, Merchant S 8030298668	86.25
	12-14		Key Capture Deposit	50.00
	12-15		Merchant Svcs Merch Dep 8008238126	913.85
	12-16		Key Capture Deposit	1,851.86
	12-16		Merchant Svcs Merch Dep 8008238126	1,044.80
	12-16		Key Capture Deposit	115.00
	12-16		Key Capture Deposit	50.00
	12-17		Merchant Svcs Merch Dep 8008238126	825.26
	12-18		Direct Deposit, 015 Treas 310 Misc Pay	5,000.00
	12-18		Direct Deposit, Pcs OR Trust Pcs OR Tr	662.47
	12-18		Merchant Svcs Merch Dep 8008238126	315.85
	12-21		Merchant Svcs Merch Dep 8008238126	416.97
	12-21		Merchant Svcs Merch Dep 8008238142	130.00
	12-22		Merchant Svcs Merch Dep 8008238126	1,632.53
	12-23		Key Capture Deposit	18,552.26
	12-23		Key Capture Deposit	1,701.79
	12-23		Key Capture Deposit	1,050.00
	12-23		Deposit Branch 0067 Oregon	857.00
	12-23		Merchant Svcs Merch Dep 8008238126	831.81
	12-23		Key Capture Deposit	315.00
	12-23		Deposit Branch 0067 Oregon	314.50
	12-23		Deposit Branch 0067 Oregon	242.00
	12-23		Deposit Branch 0067 Oregon	185.00
	12-23		Deposit Branch 0067 Oregon	160.00
	12-23		Deposit Branch 0067 Oregon	120.00
	12-23		Deposit Branch 0067 Oregon	100.00
	12-23		Deposit Branch 0067 Oregon	52.00
	12-23		Key Capture Deposit	50.00
	12-23		Deposit Branch 0067 Oregon	20.00



379681084602

Additions
(con't)

Deposits	Date	Serial #	Source	
	12-24		Merchant Svcs Merch Dep 8008238126	306.43
	12-24		Merchant Svcs Merch Dep 8008238142	265.00
	12-28		Key Capture Deposit	12,981.33
	12-28		Merchant Svcs Merch Dep 8008238126	820.00
	12-28		Direct Deposit, Pcs OR Trust Pcs OR Tr	548.59
	12-29		Merchant Svcs Merch Dep 8008238126	141.70
	12-29		Merchant Svcs Merch Dep 8008238142	100.00
	12-30		Merchant Svcs Merch Dep 8008238126	559.37
	12-31		Key Capture Deposit	34,654.34
	12-31		Key Capture Deposit	26,316.10
	12-31		Key Capture Deposit	13,612.00
	12-31		Key Capture Deposit	8,471.36
	12-31		Key Capture Deposit	3,168.44
	12-31		Key Capture Deposit	350.70
	12-31		Merchant Svcs Merch Dep 8008238126	341.70
	12-31		Key Capture Deposit	300.00
Total additions				\$237,653.87

Subtractions

Paper Checks

* check missing from sequence

Check	Date	Amount	Check	Date	Amount	Check	Date	Amount
86247	12-3	\$271.14	86287	12-11	708.33	86317	12-17	132.00
*86250	12-1	108.55	86288	12-28	6,900.00	86318	12-21	687.33
*86254	12-1	5,505.90	86289	12-22	790.00	86319	12-16	96.00
86255	12-11	10.00	86290	12-14	122.90	86320	12-18	2,147.75
*86258	12-21	10.00	86291	12-14	187.45	86321	12-21	717.75
*86260	12-21	10.00	86292	12-11	240.00	86322	12-17	3,000.00
86261	12-31	10.00	86293	12-11	75.00	86323	12-21	597.56
86262	12-17	10.00	86294	12-16	12.00	86324	12-21	1,590.18
86263	12-1	15.99	*86296	12-15	10,500.00	86325	12-22	202.71
*86267	12-10	10.00	86297	12-16	2,415.00	86326	12-21	390.26
*86271	12-14	10.00	*86299	12-17	1,324.60	86327	12-23	174.75
86272	12-1	637.50	86300	12-17	200.00	86328	12-24	108.55
86273	12-16	144.00	86301	12-15	89.00	86329	12-21	4,625.00
86274	12-14	337.00	*86303	12-17	62.85	86330	12-24	840.53
86275	12-15	7.99	86304	12-16	253.00	86331	12-21	395.00
86276	12-17	917.00	*86306	12-17	428.32	86332	12-22	365.62
86277	12-14	26,441.17	86307	12-17	47.15	86333	12-23	129.00
86278	12-11	588.32	86308	12-24	62.00	86334	12-21	627.00
86279	12-14	285.50	86309	12-22	162,268.07	86335	12-21	127.00
86280	12-16	287.14	86310	12-17	6,162.59	86336	12-29	5,000.00
86281	12-14	86.13	86311	12-23	550.00	86337	12-21	1,200.00
86282	12-9	146.97	86312	12-21	1,632.31	86338	12-22	1,500.29
86283	12-15	36.08	86313	12-18	316.88	86339	12-18	236.37
86284	12-22	240.00	86314	12-17	262.91	86340	12-22	2,484.00
86285	12-15	229.00	86315	12-18	3,200.00	86341	12-24	275.00
86286	12-11	16,310.00	86316	12-16	359.25	86342	12-21	42.49
						Paper Checks Paid	\$279,527.13	

Public Sector Statement
December 31, 2020
page 4 of 5

379681084602

<i>Withdrawals</i>	<i>Date</i>	<i>Serial #</i>	<i>Location</i>	
	12-1		Merchant Svcs Merch Fee 8008238126	\$1,121.09
	12-1		Merchant Svcs Merch Fee 8008238142	148.34
	12-2		Direct Withdrawal, Irs Usataxpymt	8,425.95
	12-2		Direct Withdrawal, OR Revenue Dept Taxpayment	2,403.76
	12-2		Direct Withdrawal, Merchant S 8030298668	78.32
	12-7		Direct Withdrawal, City of Coburg Return	141.70
	12-7		Direct Withdrawal, Cis Trust 5037633834	23,915.68
	12-8		Direct Withdrawal, City of Coburg Return	276.61
	12-8		Direct Withdrawal, City of Coburg Dir Dep	27,424.16
	12-9		Direct Withdrawal, Invoice PA 2065Billing	91.05
	12-10		Direct Withdrawal, KeyBank Auto Pymt	3,886.71
	12-10		Direct Withdrawal, Asi Asi Fees	18.75
	12-11		Direct Withdrawal, Employer Contrb Pers Cntrb	605.09
	12-16		Direct Withdrawal, Irs Usataxpymt	8,881.23
	12-16		Direct Withdrawal, OR Revenue Dept Taxpayment	2,529.82
	12-22		Direct Withdrawal, City of Coburg Dir Dep	25,232.75
	12-23		Direct Withdrawal, Invoice PA 2065Billing	91.05
	12-28		Direct Withdrawal, Employer Contrb Pers Cntrb	21,145.77
	12-28		Direct Withdrawal, Employer Contrb Pers Cntrb	3,509.16
	12-28		Direct Withdrawal, Employer Contrb Pers Cntrb	9.66
	12-30		Chargeback	460.40
	12-30		Direct Withdrawal, Irs Usataxpymt	8,266.14
	12-30		Direct Withdrawal, OR Revenue Dept Taxpayment	2,369.56
Total subtractions				\$420,559.88

Fees and charges

<i>Date</i>		<i>Quantity</i>	<i>Unit Charge</i>	
12-8-20	Nov Analysis Service Chg	1	850.94	-\$850.94
Fees and charges assessed this period				-\$850.94

See your Account Analysis statement for details.



KeyBank
 P.O. Box 93885
 Cleveland, OH 44101-5885

Public Sector Statement
December 31, 2020
 page 1 of 2

379681084610

RTM1X T 908 00000 R EM T1
 CITY OF COBURG
 POLICE EVIDENCE TRUST
 PO BOX 8316
 COBURG OR 97408-1310

Questions or comments?
 Call our Key Business Resource Center
 1-888-KEY4BIZ (1-888-539-4249)

Public Transaction 379681084610		
CITY OF COBURG		
POLICE EVIDENCE TRUST	<u>Beginning balance 11-30-20</u>	<u>\$100.00</u>
	Ending balance 12-31-20	\$100.00

Fees and charges *See your Account Analysis statement for details.*



RETURN SERVICE REQUESTED

>000117 5692973 0001 092348 10Z

Received by
City of Coburg
FEB 08 2020

01643167
MSP 674
THE CITY OF COBURG LANE COUNTY OREGON
CAPITAL PROJECTS
PO BOX 8316
COBURG OR 97408-1310



Managing Your Accounts

- Office Address 96 East Broadway
Eugene, OR 97401
- Phone (541) 684-7500
- Toll Free (877) 566-5544
- Online sbko.bank

Summary of Accounts

Account Type	Account Number	Ending Balance
BUSINESS CHECKING	XXXXXXXX2301	\$87,103.76

BUSINESS CHECKING-XXXXXXXX2301

Account Summary

Date	Description	Amount
12/01/2020	Beginning Balance	\$87,103.76
	0 Credit(s) This Period	\$0.00
	0 Debit(s) This Period	\$0.00
12/31/2020	Ending Balance	\$87,103.76



Account Statement - Transaction Summary

For the Month Ending December 31, 2020

COBURG CITY OF - COBURG CITY OF / GENERAL - 5969

Asset Summary			
	December 31, 2020	November 30, 2020	
Oregon LGIP	1,435,502.90	950,406.61	
Total	\$1,435,502.90	\$950,406.61	

Oregon LGIP	
Opening Balance	950,406.61
Purchases	485,096.44
Redemptions	(0.15)
Closing Balance	\$1,435,502.90
Dividends	881.06



Account Statement

For the Month Ending **December 31, 2020**

COBURG CITY OF - COBURG CITY OF / GENERAL - 5969

Trade Date	Settlement Date	Transaction Description	Share or Unit Price	Dollar Amount of Transaction	Balance
Oregon LGIP					
Opening Balance					
12/01/20	12/01/20	LGIP Fees - ACH Redemption (1 @ \$0.05 - From 5969) - November 2020	1.00	(0.05)	950,406.56
12/01/20	12/01/20	LGIP Fees - Received ACH (1 @ \$0.10 - From 5969) - November 2020	1.00	(0.10)	950,406.46
12/03/20	12/03/20	Lane County - Tax Seg for Nov 16-20-2020	1.00	430,937.37	1,381,343.83
12/11/20	12/11/20	Lane County - Tax Seg for Nov 23-30-2020	1.00	39,494.45	1,420,838.28
12/17/20	12/17/20	ODOT - ODOT PYMNT	1.00	13,783.56	1,434,621.84
12/31/20	01/04/21	Accrual Income Div Reinvestment - Distributions	1.00	881.06	1,435,502.90

Closing Balance	Month of December	Fiscal YTD July-December	
Opening Balance	950,406.61	625,978.90	Closing Balance
Purchases	485,096.44	1,009,524.80	Average Monthly Balance
Redemptions	(0.15)	(200,000.80)	Monthly Distribution Yield
Closing Balance	1,435,502.90	1,435,502.90	
Dividends	881.06	4,054.45	



Account Statement - Transaction Summary

For the Month Ending December 31, 2020

COBURG CITY OF - COBURG CITY OF / SDC - 3711

Asset Summary		December 31, 2020	November 30, 2020
Oregon LGIP		1,401,452.57	1,400,562.87
Total		\$1,401,452.57	\$1,400,562.87

Oregon LGIP	
Opening Balance	1,400,562.87
Purchases	889.70
Redemptions	0.00

Closing Balance	\$1,401,452.57
Dividends	889.70



Account Statement

For the Month Ending **December 31, 2020**

COBURG CITY OF - COBURG CITY OF / SDC - 3711

Trade Date	Settlement Date	Transaction Description	Share or Unit Price	Dollar Amount of Transaction	Balance
Oregon LGIP					
Opening Balance					
12/31/20	01/04/21	Accrual Income Div Reinvestment - Distributions	1.00	889.70	1,401,452.57
Closing Balance					

	Month of December	Fiscal YTD July-December	
Opening Balance	1,400,562.87	1,492,958.48	Closing Balance
Purchases	889.70	6,820.29	Average Monthly Balance
Redemptions	0.00	(98,326.20)	Monthly Distribution Yield
			0.75%

Closing Balance	1,401,452.57	1,401,452.57
Dividends	889.70	6,820.29



Account Statement - Transaction Summary

For the Month Ending **December 31, 2020**

COBURG CITY OF - COBURG CITY OF / GENERAL FUND SAVINGS - 3784

Oregon LGIP

Opening Balance	82,937.88
Purchases	52.69
Redemptions	0.00

Closing Balance

Dividends	52.69
Total	\$82,990.57

Asset Summary

	December 31, 2020	November 30, 2020
Oregon LGIP	82,990.57	82,937.88
Total	\$82,990.57	\$82,937.88



Account Statement

For the Month Ending **December 31, 2020**

COBURG CITY OF - COBURG CITY OF / GENERAL FUND SAVINGS - 3784

Trade Date	Settlement Date	Transaction Description	Share or Unit Price	Dollar Amount of Transaction	Balance
Oregon LGIP					
Opening Balance					
12/31/20	01/04/21	Accrual Income Div Reinvestment - Distributions	1.00	52.69	82,937.88
Closing Balance					
Opening Balance					
Purchases					
Redemptions					
Closing Balance					
Dividends					

Month of	Fiscal YTD	Closing Balance	Average Monthly Balance	Monthly Distribution Yield
December	July-December	82,937.88	82,600.28	82,990.57
		52.69	390.29	82,939.58
		0.00	0.00	0.75%
		82,990.57	82,990.57	
		52.69	390.29	