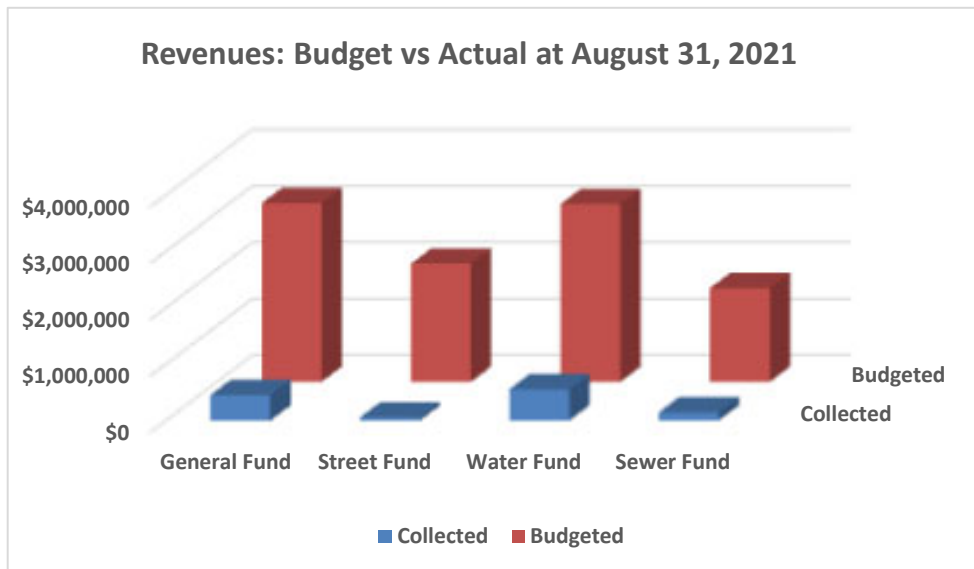


CITY OF COBURG

REVENUES COLLECTED COMPARED TO BUDGET

Fiscal Year To Date As Of August 2021

Fund	Collected	Budgeted	Difference	Percentage
General Fund	\$456,221	\$3,172,634	\$2,716,413	14%
Street Fund	\$58,725	\$2,098,569	\$2,039,844	3%
Water Fund	\$557,275	\$3,155,768	\$2,598,493	18%
Sewer Fund	\$148,460	\$1,664,700	\$1,516,240	9%
TOTAL ALL FUNDS	\$1,220,681	\$10,091,671	\$8,870,990	12%



Important Notes:

Overall revenues should be 16% if spread evenly throughout the year.

Budgeted revenues are net of Beginning Fund balance,

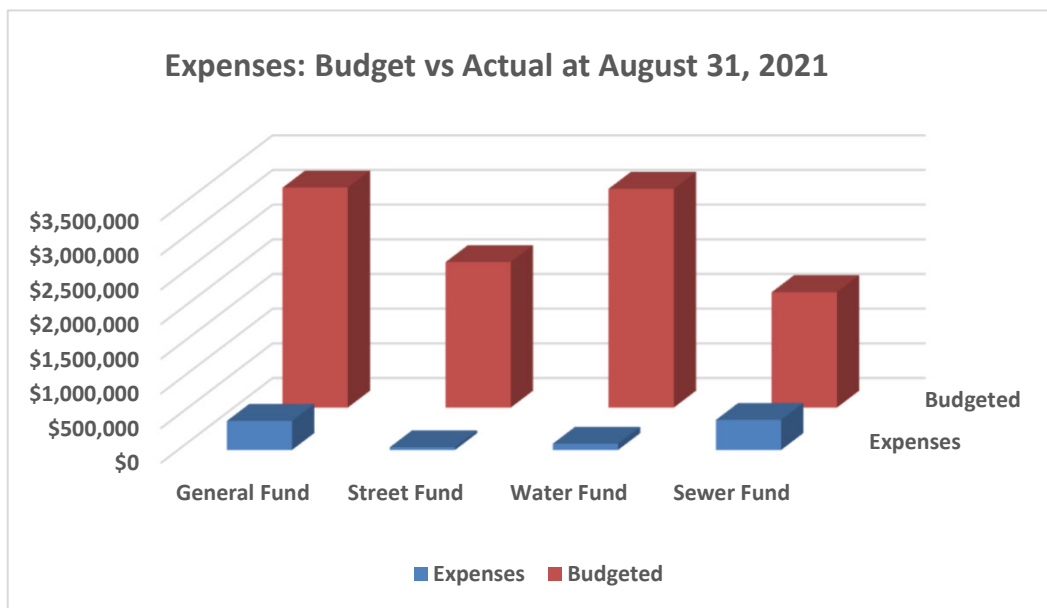
which means the budgeted amounts do not include Beginning Fund Balance

Property tax receipts for the month of July were \$2,479.

Grant Funds and Debt Reimbursement (Water Project) have not been received yet.

CITY OF COBURG
EXPENSES INCURRED COMPARED TO BUDGET
Fiscal Year To Date As Of August 2021

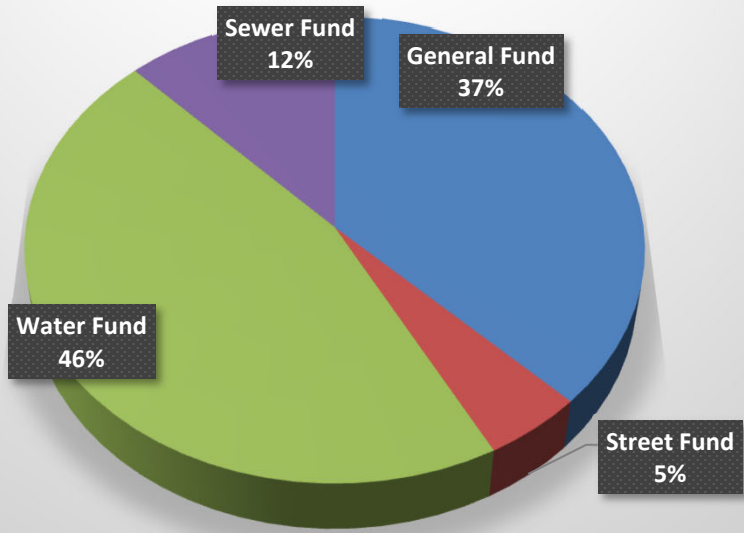
Fund	Expenses	Budgeted	Difference	Percentage
General Fund	\$418,672	\$3,172,634	\$2,753,962	13%
Street Fund	\$39,823	\$2,098,569	\$2,058,746	2%
Water Fund	\$90,579	\$3,155,768	\$3,065,189	3%
Sewer Fund	\$433,764	\$1,664,700	\$1,230,936	26%
TOTAL ALL FUNDS	\$982,838	\$10,091,671	\$9,108,833	10%



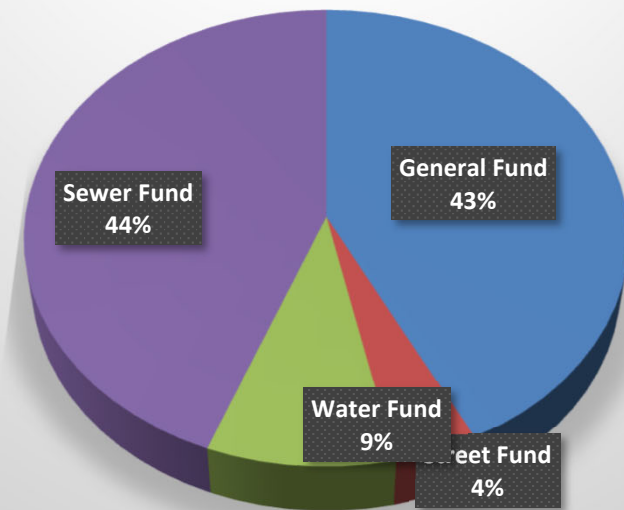
Important Notes

- Overall expenses should be 16% if spread evenly throughout the year.
- Water and Street projects have been delayed due to Covid-19
- Budgeted expenses are net of Beginning Fund balance,
 which means the budgeted amounts do not include Beginning Fund Balance
- All Personal Services are within budget.
- Materials & Services are all within budget.
- Scheduled Capital Projects are time sensitive and not reflected until later in the year.

CITY WIDE REVENUES 8/31/2021



CITY WIDE EXPENSES 8/31/2021



Account Number	Description	Budget Amount	Period Amount	YTD Amount	YTD Var	Encumbered Amount	Available	% Available
	Fund Revenue Sub Totals:	3,922,634.00	284,408.72	456,221.03	3,466,412.97	0.00	3,466,412.97	88.37
	Fund Expense Sub Totals:	4,002,698.00	170,480.94	418,672.10	3,584,025.90	0.00	3,584,025.90	89.54
	Fund 001 Sub Totals:	80,064.00	-113,927.78	-37,548.93	117,612.93	0.00		

General Fund

Account Number	Description	Budget Amount	Period Amount	YTD Amount	YTD Var	Encumbered Amount	Available	% Available
	Fund Revenue Sub Totals:	2,980,763.00	25,080.33	58,725.02	2,922,037.98	0.00	2,922,037.98	98.03
	Fund Expense Sub Totals:	2,980,763.00	21,226.86	39,823.19	2,940,939.81	0.00	2,940,939.81	98.66
	Fund 003 Sub Totals:	0.00	-3,853.47	-18,901.83	18,901.83	0.00		

Street Fund

Account Number	Description	Budget Amount	Period Amount	YTD Amount	YTD Var	Encumbered Amount	Available	% Available
	Fund Revenue Sub Totals:	4,464,970.00	290,481.02	557,274.61	3,907,695.39	0.00	3,907,695.39	87.52
	Fund Expense Sub Totals:	4,464,970.00	67,254.26	90,578.81	4,374,391.19	0.00	4,374,391.19	97.97
	Fund 004 Sub Totals:	0.00	-223,226.76	-466,695.80	466,695.80	0.00		

Water Fund

Account Number	Description	Budget Amount	Period Amount	YTD Amount	YTD Var	Encumbered Amount	Available	% Available
	Fund Revenue Sub Totals:	3,855,143.00	73,889.53	148,459.63	3,706,683.37	0.00	3,706,683.37	96.15
	Fund Expense Sub Totals:	3,855,142.95	55,880.83	433,763.71	3,421,379.24	0.00	3,421,379.24	88.75
	Fund 005 Sub Totals:	-0.05	-18,008.70	285,304.08	-285,304.13	0.00		

Sewer Fund

CITY OF COBURG

August 31, 2021

Fiscal Year 2022

CASH ON HAND PER FUND

Bank Accounts									
Funds	KEY BANK - GEN	SP GEN.	SP SDC	For	SP SAVINGS	For	SUMMIT BANK	POLICE EVID.	TOTAL
GEN 001	(114,997)	753,916			21,753				660,672
PD Drug Educ.									-
Park Cap	103,957		44,888	Park SDC					148,845
STREET 003	118,627	287,507	409,117	Street SDC					815,251
WATER 004	369,269	992,702	48,600	Water SDC					1,410,571
SEWER 005	134,912		904,731	Sewer SDC	27,283	Membrane Replace			1,066,926
SEWER DEBT	587,745				121,556	Sewer Debt Reserve	-	Sewer Debt Res	709,301
EVIDENCE									100
TOTAL	1,199,513	2,034,125	1,407,336		170,592				4,811,666

CIP SDCs

Cash Balance 7/31/2021	\$4,811,666
Cash Balance 7/31/2020	\$4,514,914
<i>Difference</i>	296,753

REVENUE GENERATION BY FUND	
GENERAL FUND	Interest, taxes, State Shared Revenue, Cigarette Taxes, Liquor taxes, Land Use Fees, SDC Admin Fees, Franchise Fees Tourism, Fines & Bails, Planning, Park user fees Capital and SDC, Park Donations and Grants, Building Dev. Fees
STREET FUND	Street Taxes, User Fees, Grants, CIP Funds, SDC, Grants Loans
WATER FUND	User Fees, Grants, Capital Funds, SDC
SEWER FUND	User Fees, Grants, Capital Funds, SDC, Loans
SEWER DEBT FUND	LID, Loan Proceeds, URA Debt Service
EVIDENCE	Evidence Cash Seized

Accounts Payable

Checks by Date - Summary by Check Date

User: Tim Gaines
 Printed: 10/5/2021 2:12 PM



Check No	Vendor No	Vendor Name	Check Date	Check Amount
86813	WPNW	Wildwood Playgrounds NW	06/30/2021	1,751.00
86814	LAN129	Lane Council of Governments	06/30/2021	20,000.00
86815	LarLar	Larry Larson	06/30/2021	28.08
86816	JLOND	London & Paris, LLP	06/30/2021	418.00
86817	NEL100	Nelson Tree Svcs Inc	06/30/2021	1,300.00
86818	NOR146	NW Natural	06/30/2021	27.93
86819	OffDep	Office Depot Credit Plan	06/30/2021	709.82
86820	OD	Oregon Detail Co	06/30/2021	1,250.00
86821	PacificS	PacificSource Administrators	06/30/2021	328.63
86822	REG298	Register-Guard	06/30/2021	678.50
86823	MS	Michael Sherman	06/30/2021	550.00
86824	TANG	Tangent	06/30/2021	354.82
86826	Valvln	Valvoline Instant Oil Change	06/30/2021	110.46
86827	OSGP	Voya-Oregon Savings Growth Plan	06/30/2021	200.00
86828	WelWel	Welt & Welt, Inc	06/30/2021	1,227.92
86829	JW	Joe Wicks	06/30/2021	180.00
Total for 6/30/2021:				29,115.16
86830	DMV145	Department of Transportation	07/14/2021	0.25
86831	EDMS	EDMS	07/14/2021	1,713.86
86832	FCSG	FCS Group	07/14/2021	832.50
86833	IRO100	Iron Mountain	07/14/2021	293.05
86834	KORN	Alexis Koran	07/14/2021	15.99
86835	LAN129	Lane Council of Governments	07/14/2021	359.25
86836	LEXI	Lexipol, LLC	07/14/2021	1,200.00
86837	ONE193	One Call Concepts, Inc.	07/14/2021	13.20
86838	SO	School Outfitters	07/14/2021	4,191.48
86839	Verizon	Verizon Wireless	07/14/2021	595.04
86840	WelWel	Welt & Welt, Inc	07/14/2021	436.79
86841	CenLin	CenturyLink	07/14/2021	54.73
86842	CIS180	CIS Trust	07/14/2021	61,040.33
86843	CityCott	City of Cottage Grove	07/14/2021	16,454.50
86844	CTX	Copytronix	07/14/2021	45.12
86845	DOCU	DocuTRAK Imaging, Inc.	07/14/2021	29.00
86846	EDMS	EDMS	07/14/2021	995.76
86847	HEAT	Anne Heath	07/14/2021	152.32
86848	HUNTER	Hunter Communications	07/14/2021	315.62
86849	OFL	IOOF	07/14/2021	12,000.00
86850	LAN129	Lane Council of Governments	07/14/2021	1,000.00
86851	LEA115	League of Oregon Cities	07/14/2021	1,223.75
86852	OGFOA	OGFOA	07/14/2021	110.00
86854	PAC150	Pacific Power	07/14/2021	1,463.34
86855	SAIF	SAIF CORPORATION	07/14/2021	10,070.30
86856	TYLE	Tyler Technologies	07/14/2021	2,618.32
Total for 7/14/2021:				117,224.50

Check No	Vendor No	Vendor Name	Check Date	Check Amount
86857	ANA165	Analytical Laboratory Group	07/22/2021	266.00
86858	BGH	Bubz Grub Hub	07/22/2021	387.50
86859	Earth2O	Earth2O	07/22/2021	36.88
86860	EME131	Emerald People's Utility	07/22/2021	6,762.68
86861	LESST	Les Schwab Tire	07/22/2021	662.43
86862	Rexius	Rexius	07/22/2021	24.72
86863	ROTOR	Roto-Rooter Plumbing & Drain Service	07/22/2021	740.00
86864	Stanley	Stanley Convergent Security Solutions, Inc.	07/22/2021	94.92
86865	TYLE	Tyler Technologies	07/22/2021	940.75
86866	WelWel	Welt & Welt, Inc	07/22/2021	1,221.23
86867	ACSL	ArchiveSocial	07/22/2021	2,988.00
86868	CAR476	Carquest Auto Parts	07/22/2021	38.58
86869	CenLin	CenturyLink	07/22/2021	446.97
86870	CINTA	Cintas Corporation	07/22/2021	1,014.23
86871	CPR	CPR Cell Phone Repair	07/22/2021	199.99
86872	FERG	Ferguson Waterworks	07/22/2021	73.51
86873	LEXI	Lexipol, LLC	07/22/2021	3,893.00
86874	JoLuck	Luckey, Joanne	07/22/2021	75.00
86875	MUNICODE	Municode	07/22/2021	3,800.00
86876	Valvln	Valvoline Instant Oil Change	07/22/2021	93.47
86877	OSGP	Voya-Oregon Savings Growth Plan	07/22/2021	200.00
86878	WelWel	Welt & Welt, Inc	07/22/2021	577.55
86879	PhWill	Phillip Williams	07/22/2021	450.00
86880	OreDeq	Oregon DEQ Business office	07/22/2021	42,570.00
86882	OreDeq	Oregon DEQ Business office	07/22/2021	267,387.00
86883	OreDeq	Oregon DEQ Business office	07/22/2021	36,610.00
Total for 7/22/2021:				371,554.41
86884	BRA344	Branch Engineering	07/28/2021	3,732.50
86885	IRS	Department of Treasury	07/28/2021	39.90
86886	LAN129	Lane Council of Governments	07/28/2021	4,867.10
86887	AFL250	AFLAC	07/28/2021	520.18
86888	BAT400	Batteries Plus	07/28/2021	70.50
86889	CasCol	Cascade Columbia Dist Co	07/28/2021	655.00
86890	CINTA	Cintas Corporation	07/28/2021	460.73
86891	COB122	Coburg Chamber of Commerce	07/28/2021	5,000.00
86892	CON188	Consolidated Supply Co.	07/28/2021	473.98
86893	Earth2O	Earth2O	07/28/2021	205.28
86894	EME131	Emerald People's Utility	07/28/2021	35.71
86895	HDEPOT	Home Depot Credit Services	07/28/2021	1,333.70
86896	JOHNDE	John Deere Financial	07/28/2021	595.08
86897	NUTR	Nutrien Ag Solutions	07/28/2021	1,501.22
86898	NOR146	NW Natural	07/28/2021	34.14
86899	PR	Pacific Rubber	07/28/2021	262.00
86900	PacificS	PacificSource Administrators	07/28/2021	388.87
86901	USA426	USA Blue Book	07/28/2021	633.41
86902	WaltNels	Walter E. Nelson Co.	07/28/2021	133.50
86903	WelWel	Welt & Welt, Inc	07/28/2021	1,340.92
Total for 7/28/2021:				22,283.72
Report Total (88 checks):				540,177.79

Accounts Payable

Checks by Date - Summary by Check Date

User: Tim Gaines
Printed: 10/5/2021 2:12 PM



Check No	Vendor No	Vendor Name	Check Date	Check Amount
86904	RRMA	Romel Agbayani	08/11/2021	50.00
86905	AllSea	All Seasons Equipment	08/11/2021	307.69
86906	BRA344	Branch Engineering	08/11/2021	16,193.57
86907	BRWN	Erin Brown	08/11/2021	50.72
86908	FERG	Ferguson Waterworks	08/11/2021	1,255.14
86909	JWC	JWC Environmental Canada ULC	08/11/2021	3,990.56
86910	LAN129	Lane Council of Governments	08/11/2021	21,642.25
86911	Lanfin	Lane County Finance Department	08/11/2021	508.40
86912	OreRev	Oregon Dept. of Revenue	08/11/2021	2,084.32
86913	Rexius	Rexius	08/11/2021	99.18
86914	Stanley	Stanley Convergent Security Solutions, Inc.	08/11/2021	94.92
86915	A1L474	A-1 Lock & Safe	08/11/2021	89.60
86916	AllSea	All Seasons Equipment	08/11/2021	36.99
86917	ANA165	Analytical Laboratory Group	08/11/2021	354.00
86918	CasCol	Cascade Columbia Dist Co	08/11/2021	508.32
86919	CenLin	CenturyLink	08/11/2021	52.30
86920	CINTA	Cintas Corporation	08/11/2021	118.59
86921	CTX	Copytronix	08/11/2021	45.12
86922	DMV145	Department of Transportation	08/11/2021	11.50
86923	DOCU	DocuTRAK Imaging, Inc.	08/11/2021	29.00
86924	Earth2O	Earth2O	08/11/2021	18.19
86925	EDMS	EDMS	08/11/2021	688.97
86926	EME131	Emerald People's Utility	08/11/2021	5,098.42
86927	HDFow	HD Fowler Company	08/11/2021	208.07
86928	HEAT	Anne Heath	08/11/2021	31.58
86929	HERC	Herc Rentals Inc.	08/11/2021	135.38
86930	HUNTER	Hunter Communications	08/11/2021	315.55
86931	IRO100	Iron Mountain	08/11/2021	293.05
86932	Lanfin	Lane County Finance Department	08/11/2021	254.58
86933	LL	Larry Little	08/11/2021	147.65
86934	OffDep	Office Depot Credit Plan	08/11/2021	472.32
86935	ONE193	One Call Concepts, Inc.	08/11/2021	15.60
86936	OreRev	Oregon Dept. of Revenue	08/11/2021	1,119.90
86937	PAC150	Pacific Power	08/11/2021	1,580.90
86938	TAG	The Automation Group, Inc.	08/11/2021	4,547.68
86939	TFD	Titan Fence & Deck	08/11/2021	4,350.00
86940	Tri-Coun	Tri-County Fire Protection	08/11/2021	450.95
86941	UQVF	Umpqua Valley Financial	08/11/2021	5,250.00
86942	USA426	USA Blue Book	08/11/2021	2,460.99
86943	VA	Valley Agromomics LLC	08/11/2021	220.00
86944	Verizon	Verizon Wireless	08/11/2021	881.84
86945	Visco	Visco, Inc	08/11/2021	705.00
86946	WelWel	Welt & Welt, Inc	08/11/2021	654.72
86947	PhWill	Phillip Williams	08/11/2021	975.00

Total for 8/11/2021: 78,398.51

Check No	Vendor No	Vendor Name	Check Date	Check Amount
86948	MUELLER	MUELLER SYSTEMS	08/25/2021	1,008.00
86949	RVBD	Riverbend Materials	08/25/2021	80.44
86951	911Sup	911 Supply Inc	08/25/2021	107.99
86952	AFL250	AFLAC	08/25/2021	520.18
86953	AllSea	All Seasons Equipment	08/25/2021	2.10
86954	ANA165	Analytical Laboratory Group	08/25/2021	792.00
86955	BRA344	Branch Engineering	08/25/2021	45,584.08
86956	CenLin	CenturyLink	08/25/2021	446.01
86957	CINTA	Cintas Corporation	08/25/2021	252.87
86958	EME131	Emerald People's Utility	08/25/2021	35.71
86959	FERG	Ferguson Waterworks	08/25/2021	520.24
86960	Grainger	Grainger	08/25/2021	747.53
86961	HDEPOT	Home Depot Credit Services	08/25/2021	272.47
86962	Kimball	Kimball Midwest	08/25/2021	345.85
86963	LAN129	Lane Council of Governments	08/25/2021	880.83
86964	JLOND	London & Paris, LLP	08/25/2021	1,463.00
86965	MDA	MD Architect Design	08/25/2021	1,730.00
86966	MidState	Mid-State Industrial Service inc	08/25/2021	1,134.86
86967	NWSIGN	Northwest Sign Company	08/25/2021	495.00
86968	OGFOA	OGFOA	08/25/2021	350.00
86969	PTCI	Pacific Truck Colors, Inc	08/25/2021	11,955.00
86970	Rexius	Rexius	08/25/2021	102.00
86971	RoyFlu	Royal Flush Environmental	08/25/2021	1,035.00
86972	Schmot	Schoen's Motors, Inc	08/25/2021	3,275.00
86973	SECR	Security Monster	08/25/2021	6,500.00
86974	Stanley	Stanley Convergent Security Solutions, Inc.	08/25/2021	94.92
86975	TSSinc	Traffic Safety Supply Co, Inc	08/25/2021	262.80
86976	TYLE	Tyler Technologies	08/25/2021	486.75
86977	Valvln	Valvoline Instant Oil Change	08/25/2021	106.22
86978	WelWel	Welt & Welt, Inc	08/25/2021	1,317.49
86979	WelWel	Welt & Welt, Inc	08/25/2021	266.74
86980	PhWill	Phillip Williams	08/25/2021	487.50
Total for 8/25/2021:				82,658.58
Report Total (76 checks):				161,057.09



KeyBank
P.O. Box 93885
Cleveland, OH 44101-5885

Public Sector Statement
July 31, 2021
page 1 of 5

87 T 908 00000 R EM T1
CITY OF COBURG
GENERAL ACCOUNT
PO BOX 8316
COBURG OR 97408-1310

Questions or comments?
Call our Key Business Resource Center
1-888-KEY4BIZ (1-888-539-4249)

Public Transaction XXXXXX4602
CITY OF COBURG
GENERAL ACCOUNT

Beginning balance 6-30-21	\$1,734,993.07
74 Additions	+204,782.43
108 Subtractions	-687,024.80
Net fees and charges	-553.14
Ending balance 7-31-21	\$1,252,197.56

Additions

Deposits	Date	Serial #	Source	
	7-1		Key Capture Deposit	\$3,771.95
	7-1		Merchant Svcs Merch Dep 8008238126	298.63
	7-1		Direct Deposit, Pcs OR Trust Pcs OR Tr	223.63
	7-1		Direct Deposit, Merchant S 8030298668	115.00
	7-2		Merchant Svcs Merch Dep 8008238126	1,200.27
	7-6		Direct Deposit, City of Coburg Consumer	29,200.76
	7-6		Key Capture Deposit	12,556.50
	7-6		Key Capture Deposit	7,582.91
	7-6		Direct Deposit, City of Coburg Cons Coll	3,393.00
	7-6		Merchant Svcs Merch Dep 8008238126	1,059.99
	7-7		Merchant Svcs Merch Dep 8008238126	2,868.33
	7-7		Key Capture Deposit	1,634.32
	7-7		Key Capture Deposit	79.00
	7-8		Merchant Svcs Merch Dep 8008238126	1,232.37
	7-9		Direct Deposit, Pcs OR Trust Pcs OR Tr	2,093.23
	7-9		Key Capture Deposit	968.94
	7-9		Merchant Svcs Merch Dep 8008238142	665.00
	7-9		Merchant Svcs Merch Dep 8008238126	652.85
	7-12		Merchant Svcs Merch Dep 8008238126	331.42
	7-13		Key Capture Deposit	2,851.73
	7-13		Merchant Svcs Merch Dep 8008238126	670.07
	7-13		Merchant Svcs Merch Dep 8008238142	125.00
	7-14		Merchant Svcs Merch Dep 8008238126	583.11
	7-15		Direct Deposit, Oregon Cascade Achentry	7,277.00

Additions
 (con't)

<i>Deposits</i>	<i>Date</i>	<i>Serial #</i>	<i>Source</i>	
	7-15		Key Capture Deposit	2,000.81
	7-15		Key Capture Deposit	1,198.99
	7-15		Merchant Svcs Merch Dep 8008238126	912.68
	7-15		Merchant Svcs Merch Dep 8008238142	250.00
	7-15		Direct Deposit, Merchant S 8030298668	115.00
	7-15		Direct Deposit, Pcs OR Trust Pcs OR Tr	38.50
	7-16		Key Capture Deposit	13,008.79
	7-16		Merchant Svcs Merch Dep 8008238126	2,416.81
	7-16		Merchant Svcs Merch Dep 8008238142	1,354.00
	7-19		Merchant Svcs Merch Dep 8008238126	1,343.22
	7-20		Key Capture Deposit	24,728.42
	7-20		Key Capture Deposit	8,971.70
	7-20		Merchant Svcs Merch Dep 8008238126	803.32
	7-20		Merchant Svcs Merch Dep 8008238142	609.53
	7-20		Key Capture Deposit	519.03
	7-20		Key Capture Deposit	495.00
	7-20		Deposit Branch 0065 Oregon	250.00
	7-20		Deposit Branch 0065 Oregon	125.00
	7-20		Deposit Branch 0065 Oregon	88.70
	7-20		Deposit Branch 0065 Oregon	80.00
	7-20		Deposit Branch 0065 Oregon	60.00
	7-20		Deposit Branch 0065 Oregon	35.00
	7-21		Merchant Svcs Merch Dep 8008238142	505.00
	7-21		Merchant Svcs Merch Dep 8008238126	266.70
	7-22		Key Capture Deposit	19,001.12
	7-22		Merchant Svcs Merch Dep 8008238126	2,152.95
	7-22		Direct Deposit, Pcs OR Trust Pcs OR Tr	1,385.46
	7-22		Direct Deposit, Merchant S 8030298668	511.75
	7-23		Merchant Svcs Merch Dep 8008238126	503.16
	7-23		Merchant Svcs Merch Dep 8008238142	115.00
	7-26		Key Capture Deposit	5,859.90
	7-26		Key Capture Deposit	2,328.28
	7-26		Key Capture Deposit	820.00
	7-26		Merchant Svcs Merch Dep 8008238126	544.89
	7-26		Merchant Svcs Merch Dep 8008238142	50.00
	7-27		Merchant Svcs Merch Dep 8008238126	1,710.43
	7-27		Merchant Svcs Merch Dep 8008238142	90.00
	7-28		Key Capture Deposit	12,285.16
	7-28		Key Capture Deposit	749.25
	7-28		Merchant Svcs Merch Dep 8008238126	566.08
	7-28		Direct Deposit, Merchant S 8030298668	86.25
	7-28		Merchant Svcs Merch Dep 8008238142	50.00
	7-29		Key Capture Deposit	3,236.40
	7-29		Direct Deposit, Pcs OR Trust Pcs OR Tr	1,000.37
	7-29		Merchant Svcs Merch Dep 8008238126	291.70
	7-30		Key Capture Deposit	8,936.07
	7-30		Deposit Branch 0067 Oregon	335.00
	7-30		Merchant Svcs Merch Dep 8008238142	212.00
	7-30		Deposit Branch 0067 Oregon	200.00



Additions
 (con't)

Deposits	Date	Serial #	Source	
	7-30		Merchant Svcs Merch Dep 8008238126	150.00
Total additions				\$204,782.43

Subtractions

Paper Checks * check missing from sequence

Check	Date	Amount	Check	Date	Amount	Check	Date	Amount
86246	7-1	\$10.00	86822	7-19	678.50	86856	7-20	2,618.32
*86772	7-7	300.00	86823	7-7	550.00	86857	7-28	266.00
*86774	7-2	566.57	86824	7-19	354.82	86858	7-26	387.50
*86788	7-9	292.95	*86826	7-7	110.46	86859	7-30	36.88
*86795	7-1	23,490.00	86827	7-9	200.00	86860	7-29	6,762.68
*86797	7-7	39.99	86828	7-7	1,227.92	86861	7-26	662.43
86798	7-12	967.00	*86830	7-20	0.25	86862	7-26	24.72
86799	7-8	212.00	86831	7-16	1,713.86	86863	7-26	740.00
86800	7-8	11,227.25	86832	7-20	832.50	86864	7-30	94.92
86801	7-19	217.74	86833	7-19	293.05	86865	7-28	940.75
86802	7-7	67.14	*86835	7-19	359.25	86866	7-27	1,221.23
86803	7-9	4,085.00	86836	7-21	1,200.00	86867	7-27	2,988.00
86804	7-6	1,390.90	86837	7-20	13.20	86868	7-27	38.58
86805	7-7	1,198.85	86838	7-20	4,191.48	86869	7-26	446.97
86806	7-26	312.00	86839	7-28	595.04	*86872	7-29	73.51
86807	7-8	24.18	86840	7-19	436.79	*86875	7-26	3,800.00
86808	7-12	252.72	86841	7-19	54.73	86876	7-29	93.47
86809	7-1	250.03	86842	7-20	61,040.33	86877	7-30	200.00
86810	7-6	231.74	86843	7-20	16,454.50	86878	7-27	577.55
86811	7-26	1,374.85	86844	7-21	45.12	86879	7-28	450.00
86812	7-9	3,483.00	86845	7-22	29.00	86880	7-26	42,570.00
86813	7-7	1,751.00	86846	7-16	995.76	*86882	7-26	267,387.00
86814	7-7	20,000.00	86847	7-23	152.32	86883	7-26	36,610.00
*86816	7-15	418.00	86848	7-21	315.62	*86900	7-30	388.87
86817	7-9	1,300.00	86849	7-23	12,000.00	*100151	7-7	2,639.17
86818	7-12	27.93	86850	7-19	1,000.00	*100153	7-12	66.36
86819	7-6	709.82	86851	7-30	1,223.75	100154	7-22	841.73
86820	7-6	1,250.00	*86854	7-19	1,463.34	*100156	7-26	81.65
86821	7-6	328.63	86855	7-19	10,070.30	100157	7-22	157.39
Paper Checks Paid								\$566,546.86

Withdrawals	Date	Serial #	Location	
	7-1		Merchant Svcs Merch Fee 8008238126	\$1,182.29
	7-1		Merchant Svcs Merch Fee 8008238142	211.34
	7-2		Direct Withdrawal, Merchant S 8030298668	989.02
	7-6		Direct Withdrawal, City of Coburg Return	24.00
	7-6		Direct Withdrawal, City of Coburg Dir Dep	25,480.97
	7-7		Direct Withdrawal, City of Coburg Return	194.89
	7-7		Direct Withdrawal, Cis Trust 5037633834	23,794.92
	7-7		Direct Withdrawal, Invoice PA 2065Billing	114.80
	7-8		Direct Withdrawal, City of Coburg Return	5.43
	7-12		Direct Withdrawal, Employer Contrb Pers Cntrb	9,394.90
	7-12		Direct Withdrawal, Employer Contrb Pers Cntrb	4,096.43
	7-12		Direct Withdrawal, Asi Asi Fees	22.50



KeyBank
P.O. Box 93885
Cleveland, OH 44101-5885

90 T 908 00000 R EM T1
CITY OF COBURG
GENERAL ACCOUNT
PO BOX 8316
COBURG OR 97408-1310

Questions or comments?
Call our Key Business Resource Center
1-888-KEY4BIZ (1-888-539-4249)

Public Transaction XXXXXX4602
CITY OF COBURG
GENERAL ACCOUNT

Beginning balance 7-31-21	\$1,252,197.56
84 Additions	+292,748.23
115 Subtractions	-296,045.76
Net fees and charges	-514.96
Ending balance 8-31-21	\$1,248,385.07

Additions

Deposits	Date	Serial #	Source	
	8-2		Key Capture Deposit	\$14,843.02
	8-2		Merchant Svcs Merch Dep 8008238126	1,618.24
	8-2		Key Capture Deposit	396.00
	8-3		Key Capture Deposit	11,433.63
	8-3		Merchant Svcs Merch Dep 8008238126	2,437.34
	8-3		Merchant Svcs Merch Dep 8008238142	200.00
	8-4		Key Capture Deposit	4,252.93
	8-4		Direct Deposit, Pcs OR Trust Pcs OR Tr	2,133.20
	8-4		Merchant Svcs Merch Dep 8008238126	1,552.14
	8-5		Direct Deposit, City of Coburg Consumer	30,442.55
	8-5		Direct Deposit, City of Coburg Cons Coll	3,393.00
	8-5		Key Capture Deposit	3,185.93
	8-5		Merchant Svcs Merch Dep 8008238126	2,204.84
	8-5		Key Capture Deposit	79.00
	8-6		Key Capture Deposit	4,289.02
	8-6		Key Capture Deposit	3,747.76
	8-6		Merchant Svcs Merch Dep 8008238126	2,106.37
	8-9		Key Capture Deposit	1,391.10
	8-9		Merchant Svcs Merch Dep 8008238126	1,278.49
	8-9		Merchant Svcs Merch Dep 8008238142	490.00
	8-9		Direct Deposit, Merchant S 8030298668	184.00
	8-9		Key Capture Deposit	150.00
	8-10		Merchant Svcs Merch Dep 8008238142	265.00
	8-10		Merchant Svcs Merch Dep 8008238126	60.00

Additions
(con't)

<i>Deposits</i>	<i>Date</i>	<i>Serial #</i>	<i>Source</i>	
	8-11		Direct Deposit, Pcs OR Trust Pcs OR Tr	1,692.98
	8-11		Merchant Svcs Merch Dep 8008238142	633.00
	8-11		Merchant Svcs Merch Dep 8008238126	140.00
	8-12		Merchant Svcs Merch Dep 8008238126	2,196.89
	8-12		Key Capture Deposit	1,098.49
	8-12		Key Capture Deposit	910.86
	8-12		Merchant Svcs Merch Dep 8008238142	75.00
	8-13		Merchant Svcs Merch Dep 8008238126	719.67
	8-16		Direct Deposit, Merchant S 8030298668	1,748.64
	8-16		Deposit Branch 0067 Oregon	508.70
	8-16		Merchant Svcs Merch Dep 8008238126	350.00
	8-16		Deposit Branch 0067 Oregon	290.00
	8-16		Deposit Branch 0067 Oregon	10.00
	8-17		Key Capture Deposit	22,396.33
	8-17		Merchant Svcs Merch Dep 8008238126	990.90
	8-17		Key Capture Deposit	200.00
	8-17		Merchant Svcs Merch Dep 8008238142	50.00
	8-18		Deposit Branch 0067 Oregon	900.00
	8-18		Merchant Svcs Merch Dep 8008238126	360.76
	8-18		Deposit Branch 0067 Oregon	20.00
	8-19		Key Capture Deposit	2,357.34
	8-19		Key Capture Deposit	2,280.84
	8-19		Direct Deposit, Pcs OR Trust Pcs OR Tr	2,272.49
	8-19		Merchant Svcs Merch Dep 8008238126	1,518.87
	8-19		Key Capture Deposit	1,280.73
	8-20		Key Capture Deposit	15,053.68
	8-20		Merchant Svcs Merch Dep 8008238126	866.74
	8-20		Merchant Svcs Merch Dep 8008238142	110.00
	8-23		Merchant Svcs Merch Dep 8008238142	1,862.00
	8-23		Merchant Svcs Merch Dep 8008238126	429.00
	8-24		Key Capture Deposit	39,559.79
	8-24		Key Capture Deposit	16,754.47
	8-24		Merchant Svcs Merch Dep 8008238126	1,544.37
	8-25		Key Capture Deposit	5,466.63
	8-25		Merchant Svcs Merch Dep 8008238126	150.00
	8-25		Key Capture Deposit	20.00
	8-26		Direct Deposit, Pcs OR Trust Pcs OR Tr	980.64
	8-26		Merchant Svcs Merch Dep 8008238126	539.38
	8-26		Direct Deposit, Merchant S 8030298668	86.25
	8-27		Merchant Svcs Merch Dep 8008238126	550.74
	8-27		Direct Deposit, Merchant S 8030298668	441.60
	8-27		Merchant Svcs Merch Dep 8008238142	50.00
	8-30		Direct Deposit, Merchant S 8030298668	1,442.86
	8-30		Merchant Svcs Merch Dep 8008238126	1,321.76
	8-30		Merchant Svcs Merch Dep 8008238142	545.00
	8-31		Key Capture Deposit	34,020.77
	8-31		Key Capture Deposit	12,992.08
	8-31		Key Capture Deposit	7,807.96
	8-31		Key Capture Deposit	5,216.67
	8-31		Key Capture Deposit	2,407.25



Additions
 (con't)

Deposits	Date	Serial #	Source	
	8-31		Key Capture Deposit	2,310.65
	8-31		Merchant Svcs Merch Dep 8008238126	1,103.05
	8-31		Key Capture Deposit	1,028.84
	8-31		Merchant Svcs Merch Dep 8008238142	210.00
	8-31		Deposit Branch 0067 Oregon	200.00
	8-31		Deposit Branch 0067 Oregon	200.00
	8-31		Deposit Branch 0067 Oregon	150.00
	8-31		Deposit Branch 0067 Oregon	100.00
	8-31		Deposit Branch 0067 Oregon	50.00
	8-31		Deposit Branch 0067 Oregon	40.00
Total additions				\$292,748.23

Subtractions

Paper Checks

* check missing from sequence

Check	Date	Amount	Check	Date	Amount	Check	Date	Amount
86829	8-6	\$180.00	86912	8-17	2,084.32	86944	8-17	881.84
*86852	8-25	110.00	86913	8-16	99.18	86945	8-13	705.00
*86870	8-9	1,014.23	86914	8-19	94.92	86946	8-16	654.72
86871	8-3	199.99	86915	8-19	89.60	86947	8-13	975.00
*86873	8-23	3,893.00	86916	8-19	36.99	*86951	8-31	107.99
*86884	8-4	3,732.50	86917	8-17	354.00	86952	8-30	520.18
86885	8-4	39.90	86918	8-16	508.32	86953	8-30	2.10
86886	8-2	4,867.10	86919	8-16	52.30	86954	8-30	792.00
86887	8-4	520.18	86920	8-16	118.59	*86956	8-31	446.01
*86889	8-2	655.00	86921	8-16	45.12	86957	8-30	252.87
86890	8-10	460.73	86922	8-19	11.50	86958	8-31	35.71
86891	8-2	5,000.00	86923	8-24	29.00	*86960	8-30	747.53
86892	8-2	473.98	86924	8-18	18.19	*86962	8-30	345.85
86893	8-5	205.28	86925	8-13	688.97	86963	8-30	880.83
86894	8-4	35.71	86926	8-17	5,098.42	86964	8-31	1,463.00
86895	8-3	1,333.70	86927	8-16	208.07	86965	8-30	1,730.00
86896	8-2	595.08	*86929	8-16	135.38	86966	8-27	1,134.86
86897	8-2	1,501.22	86930	8-18	315.55	*86970	8-27	102.00
86898	8-3	34.14	86931	8-16	293.05	86971	8-27	1,035.00
*86901	8-5	633.41	86932	8-17	254.58	*86973	8-31	6,500.00
86902	8-3	133.50	*86934	8-17	472.32	*86975	8-30	262.80
86903	8-2	1,340.92	86935	8-17	15.60	86976	8-30	486.75
86904	8-25	50.00	86936	8-17	1,119.90	86977	8-30	106.22
86905	8-19	307.69	86937	8-17	1,580.90	86978	8-30	1,584.23
86906	8-18	16,193.57	86938	8-13	4,547.68	86979	8-30	266.74
86907	8-23	50.72	86939	8-13	4,350.00	*100152	8-17	66.36
86908	8-26	1,255.14	86940	8-17	450.95	*100155	8-10	22.09
86909	8-31	3,990.56	86941	8-16	5,250.00	*100158	8-17	374.57
86910	8-16	21,642.25	86942	8-18	2,460.99	100159	8-18	701.67
86911	8-17	508.40	86943	8-18	220.00	100160	8-31	793.70

Paper Checks Paid \$125,939.91

Public Sector Statement
August 31, 2021
page 4 of 5

<i>Withdrawals</i>	<i>Date</i>	<i>Serial #</i>	<i>Location</i>	
	8-2		Direct Withdrawal, OR Revenue Dept Taxpayment	\$4,668.08
	8-2		Merchant Svcs Merch Fee 8008238126	1,410.24
	8-2		Direct Withdrawal, OR Revenue Dept Taxpayment	218.51
	8-2		Merchant Svcs Merch Fee 8008238142	151.41
	8-2		Direct Withdrawal, Merchant S 8030298668	24.37
	8-3		Direct Withdrawal, City of Coburg Dir Dep	29,928.02
	8-4		Direct Withdrawal, Invoice PA 2065Billing	112.90
	8-5		Direct Withdrawal, City of Coburg Return	168.36
	8-5		Direct Withdrawal, Valic Eremit Prm	3,382.15
	8-6		Direct Withdrawal, City of Coburg Return	21.00
	8-6		Direct Withdrawal, Cis Trust 5037633834	23,794.92
	8-9		Direct Withdrawal, City of Coburg Return	162.82
	8-10		Direct Withdrawal, Asi Asi Fees	22.50
	8-11		Direct Withdrawal, Irs Usataxpymt	9,816.07
	8-11		Direct Withdrawal, KeyBank Auto Pymt	5,317.98
	8-11		Direct Withdrawal, OR Revenue Dept Taxpayment	2,782.04
	8-12		Direct Withdrawal, Employer Contrb Pers Cntrb	13,161.51
	8-12		Direct Withdrawal, Employer Contrb Pers Cntrb	4,244.94
	8-12		Direct Withdrawal, Employer Contrb Pers Cntrb	12.45
	8-17		Direct Withdrawal, City of Coburg Dir Dep	27,790.97
	8-18		Direct Withdrawal, Invoice PA 2065Billing	115.40
	8-25		Direct Withdrawal, Irs Usataxpymt	9,086.52
	8-25		Direct Withdrawal, OR Revenue Dept Taxpayment	2,627.10
	8-27		Debit Adjustment	1,028.84
	8-31		Direct Withdrawal, City of Coburg Dir Dep	30,056.75
Total subtractions				\$296,045.76

Fees and charges

<i>Date</i>		<i>Quantity</i>	<i>Unit Charge</i>	
8-9-21	Jul Analysis Service Chg	1	514.96	-\$514.96
Fees and charges assessed this period				-\$514.96

See your Account Analysis statement for details.



KeyBank
 P.O. Box 93885
 Cleveland, OH 44101-5885

Public Sector Statement
July 31, 2021
 page 1 of 2

RTMLX T 908 00000 R EM T1

CITY OF COBURG
 POLICE EVIDENCE TRUST
 PO BOX 8316
 COBURG OR 97408-1310

Questions or comments?
 Call our Key Business Resource Center
 1-888-KEY4BIZ (1-888-539-4249)

Public Transaction XXXXXX4610

CITY OF COBURG
 POLICE EVIDENCE TRUST

Beginning balance 6-30-21	\$100.00
Ending balance 7-31-21	\$100.00

Fees and charges

See your Account Analysis statement for details.



KeyBank
 P.O. Box 93885
 Cleveland, OH 44101-5885

Public Sector Statement
August 31, 2021
 page 1 of 2

RTMLX T 908 00000 R EM T1

CITY OF COBURG
 POLICE EVIDENCE TRUST
 PO BOX 8316
 COBURG OR 97408-1310

Questions or comments?
 Call our Key Business Resource Center
 1-888-KEY4BIZ (1-888-539-4249)

Public Transaction XXXXXX4610

CITY OF COBURG
 POLICE EVIDENCE TRUST

Beginning balance 7-31-21	\$100.00
Ending balance 8-31-21	\$100.00

Fees and charges

See your Account Analysis statement for details.



Account Statement - Transaction Summary

For the Month Ending July 31, 2021

COBURG CITY OF - COBURG CITY OF / GENERAL - 5969

Asset Summary			
	July 31, 2021	June 30, 2021	
Oregon LGIP	1,702,681.80	1,686,282.71	
Total	\$1,702,681.80	\$1,686,282.71	

Oregon LGIP	
Opening Balance	1,686,282.71
Purchases	16,399.24
Redemptions	(0.15)
Closing Balance	\$1,702,681.80
Dividends	856.69



Account Statement

For the Month Ending **July 31, 2021**

COBURG CITY OF - COBURG CITY OF / GENERAL - 5969

Trade Date	Settlement Date	Transaction Description	Share or Unit Price	Dollar Amount of Transaction	Balance
Oregon LGIP					
Opening Balance					
07/01/21	07/01/21	LGIP Fees - ACH Redemption (1 @ \$0.05 - From 5969) - June 2021	1.00	(0.05)	1,686,282.66
07/01/21	07/01/21	LGIP Fees - Received ACH (1 @ \$0.10 - From 5969) - June 2021	1.00	(0.10)	1,686,282.56
07/14/21	07/14/21	Lane County - Tax Seg for June 16-30-2021	1.00	1,502.79	1,687,785.35
07/15/21	07/15/21	ODOT - ODOT PYMNT	1.00	14,039.76	1,701,825.11
07/30/21	08/02/21	Accrual Income Div Reinvestment - Distributions	1.00	856.69	1,702,681.80

Closing Balance		Month of July	Fiscal YTD July-July	
Opening Balance	1,686,282.71		1,686,282.71	Closing Balance
Purchases	16,399.24		16,399.24	Average Monthly Balance
Redemptions	(0.15)		(0.15)	Monthly Distribution Yield
				0.60%

Closing Balance	1,702,681.80	1,702,681.80
Dividends	856.69	856.69



Account Statement - Transaction Summary

For the Month Ending July 31, 2021

COBURG CITY OF - COBURG CITY OF / SDC - 3711

Asset Summary			
	July 31, 2021	June 30, 2021	
Oregon LGIP	1,406,678.83	1,405,968.14	
Total	\$1,406,678.83	\$1,405,968.14	

Oregon LGIP	
Opening Balance	1,405,968.14
Purchases	710.69
Redemptions	0.00
Closing Balance	\$1,406,678.83
Dividends	710.69



Account Statement

For the Month Ending **July 31, 2021**

COBURG CITY OF - COBURG CITY OF / SDC - 3711

Trade Date	Settlement Date	Transaction Description	Share or Unit Price	Dollar Amount of Transaction	Balance
Oregon LGIP					
Opening Balance					1,405,968.14
07/30/21	08/02/21	Accrual Income Div Reinvestment - Distributions	1.00	710.69	1,406,678.83

	Month of July	Fiscal YTD July-July	
Closing Balance			1,406,678.83
Opening Balance	1,405,968.14	1,405,968.14	Closing Balance
Purchases	710.69	710.69	Average Monthly Balance
Redemptions	0.00	0.00	Monthly Distribution Yield
			0.60%

Closing Balance	1,406,678.83	1,406,678.83
Dividends	710.69	710.69



Account Statement - Transaction Summary

For the Month Ending July 31, 2021

COBURG CITY OF - COBURG CITY OF / GENERAL FUND SAVINGS - 3784

Oregon LGIP

Opening Balance	170,426.12
Purchases	86.15
Redemptions	0.00

Closing Balance

Dividends	\$170,512.27
	86.15

Asset Summary

Oregon LGIP	July 31, 2021	June 30, 2021
	170,512.27	170,426.12
Total	\$170,512.27	\$170,426.12



Account Statement

For the Month Ending **July 31, 2021**

COBURG CITY OF - COBURG CITY OF / GENERAL FUND SAVINGS - 3784

Trade Date	Settlement Date	Transaction Description	Share or Unit Price	Dollar Amount of Transaction	Balance
Oregon LGIP					
Opening Balance					
07/30/21	08/02/21	Accrual Income Div Reinvestment - Distributions	1.00	86.15	170,426.12
Closing Balance					
170,512.27					

	Month of July	Fiscal YTD July-July	
Opening Balance	170,426.12	170,426.12	Closing Balance
Purchases	86.15	86.15	Average Monthly Balance
Redemptions	0.00	0.00	Monthly Distribution Yield
			0.60%

Closing Balance	170,512.27	170,512.27
Dividends	86.15	86.15



Account Statement - Transaction Summary

For the Month Ending **August 31, 2021**

COBURG CITY OF - COBURG CITY OF / GENERAL - 5969

Oregon LGIP

Opening Balance	1,702,681.80
Purchases	331,443.87
Redemptions	(0.10)

Closing Balance	\$2,034,125.57
Dividends	819.59

Asset Summary

Oregon LGIP	August 31, 2021	July 31, 2021
	2,034,125.57	1,702,681.80
Total	\$2,034,125.57	\$1,702,681.80



Account Statement

For the Month Ending **August 31, 2021**

COBURG CITY OF - COBURG CITY OF / GENERAL - 5969

Trade Date	Settlement Date	Transaction Description	Share or Unit Price	Dollar Amount of Transaction	Balance
Oregon LGIP					
Opening Balance					1,702,681.80
08/02/21	08/02/21	LGIP Fees - Received ACH (1 @ \$0.10 - From 5969) - July 2021	1.00	(0.10)	1,702,681.70
08/11/21	08/11/21	Lane County - Tax Seg for July 01-31-2021	1.00	2,479.03	1,705,160.73
08/19/21	08/19/21	ODOT - ODOT PYMNT	1.00	15,793.08	1,720,953.81
08/23/21	08/23/21	SFMS Fr:Administrative Services, Dept of Coronavirus State and Local Fiscal Recov	1.00	129,864.17	1,850,817.98
08/31/21	08/31/21	SFMS Fr:Oregon Business Development Depa Safe Drinking Water	1.00	182,488.00	2,033,305.98
08/31/21	09/01/21	Accrual Income Div Reinvestment - Distributions	1.00	819.59	2,034,125.57

Closing Balance	Month of August	Fiscal YTD July-August	Closing Balance
2,034,125.57			
Opening Balance	1,702,681.80	1,686,282.71	2,034,125.57
Purchases	331,443.87	347,843.11	1,754,599.60
Redemptions	(0.10)	(0.25)	0.55%

Closing Balance	2,034,125.57	2,034,125.57
Dividends	819.59	1,676.28



Account Statement - Transaction Summary

For the Month Ending **August 31, 2021**

COBURG CITY OF - COBURG CITY OF / SDC - 3711

Asset Summary		
	August 31, 2021	July 31, 2021
Oregon LGIP	1,407,335.91	1,406,678.83
Total	\$1,407,335.91	\$1,406,678.83

Oregon LGIP	
Opening Balance	1,406,678.83
Purchases	657.08
Redemptions	0.00
Closing Balance	\$1,407,335.91
Dividends	657.08



Account Statement

For the Month Ending **August 31, 2021**

COBURG CITY OF - COBURG CITY OF / SDC - 3711

Trade Date	Settlement Date	Transaction Description	Share or Unit Price	Dollar Amount of Transaction	Balance
Oregon LGIP					
Opening Balance					
08/31/21	09/01/21	Accrual Income Div Reinvestment - Distributions	1.00	657.08	1,407,335.91

	Month of August	Fiscal YTD July-August	
Closing Balance			1,407,335.91
Opening Balance	1,406,678.83	1,405,968.14	Closing Balance
Purchases	657.08	1,367.77	Average Monthly Balance
Redemptions	0.00	0.00	Monthly Distribution Yield
			0.55%

Closing Balance	1,407,335.91	1,407,335.91
Dividends	657.08	1,367.77



Account Statement - Transaction Summary

For the Month Ending **August 31, 2021**

COBURG CITY OF - COBURG CITY OF / GENERAL FUND SAVINGS - 3784

Oregon LGIP

Opening Balance	170,512.27
Purchases	79.65
Redemptions	0.00

Closing Balance	\$170,591.92
Dividends	79.65

Asset Summary

Oregon LGIP	August 31, 2021	July 31, 2021
	170,591.92	170,512.27
Total	\$170,591.92	\$170,512.27



Account Statement

For the Month Ending **August 31, 2021**

COBURG CITY OF - COBURG CITY OF / GENERAL FUND SAVINGS - 3784

Trade Date	Settlement Date	Transaction Description	Share or Unit Price	Dollar Amount of Transaction	Balance
Oregon LGIP					
Opening Balance					
08/31/21	09/01/21	Accrual Income Div Reinvestment - Distributions	1.00	79.65	170,512.27
Closing Balance					
170,591.92					

Opening Balance		Month of August	Fiscal YTD July-August	
Purchases	170,512.27	170,426.12	Closing Balance	170,591.92
Redemptions	79.65	165.80	Average Monthly Balance	170,514.84
	0.00	0.00	Monthly Distribution Yield	0.55%

Closing Balance	170,591.92	170,591.92
Dividends	79.65	165.80