

**CITY OF COBURG**  
**September 30, 2020**      **Fiscal Year 2021**  
**CASH ON HAND PER FUND**

**Bank Accounts**

Funds	KEY BANK - GEN	SP GEN.	SP SDC	For	SP SAVINGS	For	SUMMIT BANK	POLICE EVID.	TOTAL
GEN 001	23,012	474,300	44,610	Park SDC	13,375				555,297
PD Drug Educ.					8,246				8,246
Park Cap	69,453								69,453
STREET 003	196,285	195,338	406,584	Street SDC					798,207
WATER 004	973,339	150,592	48,299	Water SDC					1,172,230
SEWER 005	426,397		899,130	Sewer SDC	27,118	Membrane Replace			1,352,645
SEWER DEBT	415,162				34,084	Sewer Debt Reserve	87,104	Sewer Debt Res	536,350
EVIDENCE								100	100
<b>TOTAL</b>	<b>2,103,648</b>	<b>820,230</b>	<b>1,398,623</b>		<b>82,823</b>		<b>87,104</b>	<b>100</b>	<b>4,492,528</b>

**CIP SDCs**

Cash Balance 09/30/2020	\$4,492,528
Cash Balance 09/30/2019	\$4,859,125
<i>Difference</i>	<i>(366,597)</i>

**REVENUE GENERATION BY FUND**

<b>GENERAL FUND</b>	Interest, taxes, State Shared Revenue, Cigarette Taxes, Liquor taxes, Land Use Fees, SDC Admin Fees, Franchise Fees Tourism, Fines & Bails, Planning, Park user fees Capital and SDC, Park Donations and Grants, Building Dev. Fees
<b>STREET FUND</b>	Street Taxes, User Fees, Grants, CIP Funds, SDC, Grants Loans
<b>WATER FUND</b>	User Fees, Grants, Capital Funds, SDC
<b>SEWER FUND</b>	User Fees, Grants, Capital Funds, SDC, Loans
<b>SEWER DEBT FUND</b>	LID, Loan Proceeds, URA Debt Service
<b>EVIDENCE</b>	Evidence Cash Seized

# Accounts Payable

## Checks by Date - Summary by Check Number

User: Tim Gaines  
Printed: 12/2/2020 6:04 PM



Check No	Vendor No	Vendor Name	Check Date	Check Amount
86050	911Sup	911 Supply	09/01/2020	169.77
86051	LAN129	Lane Council of Governments	09/01/2020	598.79
86053	PacificS	PacificSource Administrators	09/01/2020	222.09
86054	TYLE	Tyler Technologies	09/01/2020	5,799.50
86055	MUNICODE	Municode	09/02/2020	3,800.00
86056	PacificS	PacificSource Administrators	09/02/2020	1,638.39
86057	Stanley	Stanley Convergent Security Solutions, Inc.	09/02/2020	94.90
86058	TYLE	Tyler Technologies	09/02/2020	1,379.70
86059	WelWel	Welt & Welt, Inc	09/02/2020	788.30
86060	CASHS	Cascade Health	09/02/2020	80.00
86061	Petty	Petty Cash Reimbursement Cash	09/02/2020	132.50
86062	CINTA	Cintas Corporation	09/02/2020	204.33
86063	CTX	Copytronix	09/02/2020	41.01
86064	KDOC	Katie Dockery	09/02/2020	75.00
86065	Stanley	Stanley Convergent Security Solutions, Inc.	09/02/2020	94.90
86066	TANG	Tangent	09/02/2020	330.46
86067	USBank	USBank	09/02/2020	611.00
86068	WelWel	Welt & Welt, Inc	09/02/2020	390.67
86069	PhWill	Phillip Williams	09/02/2020	637.50
86070	OHADWS	OHA Drinking Water	09/11/2020	3,300.00
86071	BRA344	Branch Engineering	09/17/2020	1,740.00
86072	LAN129	Lane Council of Governments	09/17/2020	2,900.92
86073	JLOND	London & Paris, LLP	09/17/2020	616.00
86074	NOR146	NW Natural	09/17/2020	15.03
86075	Quan	Quantum Recruiters	09/17/2020	669.25
86076	OSGP	Voya-Oregon Savings Growth Plan	09/17/2020	200.00
86077	ANA165	Analytical Laboratory Group	09/18/2020	700.00
86078	BRA344	Branch Engineering	09/18/2020	19,285.63
86079	CAR476	Carquest Auto Parts	09/18/2020	41.02
86080	CASHS	Cascade Health	09/18/2020	50.00
86081	CINTA	Cintas Corporation	09/18/2020	146.51
86082	CROWN	Crown Products, LLC	09/18/2020	670.78
86083	EME131	Emerald People's Utility	09/18/2020	24.18
86084	HDFow	HD Fowler Company	09/18/2020	584.95
86085	IRO100	Iron Mountain	09/18/2020	277.39
86086	Lanfin	Lane County Finance Department	09/18/2020	367.90
86087	JLOND	London & Paris, LLP	09/18/2020	605.00
86088	MUELLER	MUELLER SYSTEMS	09/18/2020	1,008.00
86089	ONE193	One Call Concepts, Inc.	09/18/2020	16.80
86090	OreRev	Oregon Dept. of Revenue	09/18/2020	1,388.60
86091	PacificS	PacificSource Administrators	09/18/2020	80.00
86092	Quan	Quantum Recruiters	09/18/2020	840.00
86093	Rexius	Rexius	09/18/2020	99.00
86094	TYLE	Tyler Technologies	09/18/2020	585.75
86095	Verizon	Verizon Wireless	09/18/2020	597.46
86096	OSGP	Voya-Oregon Savings Growth Plan	09/18/2020	200.00
86097	WelWel	Welt & Welt, Inc	09/18/2020	431.38

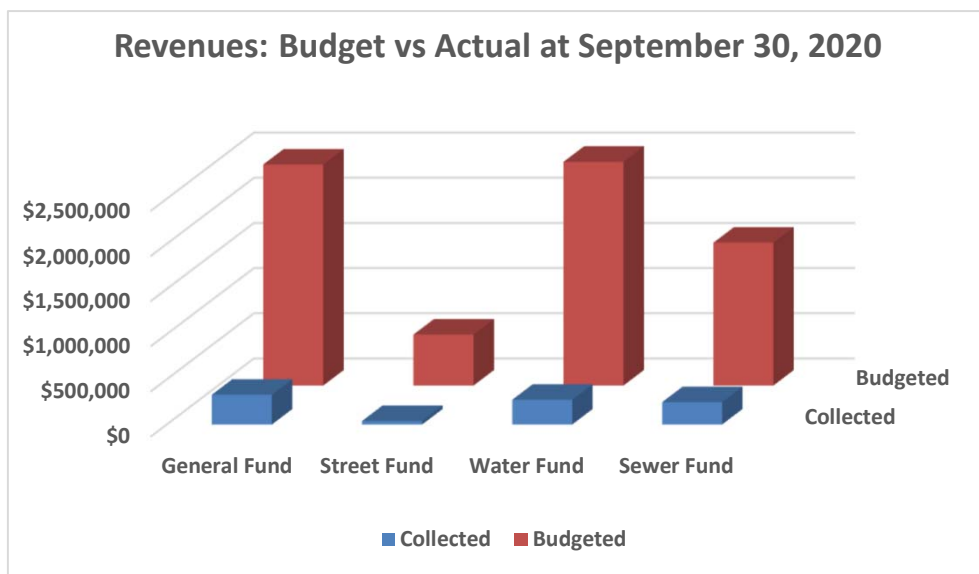
Check No	Vendor No	Vendor Name	Check Date	Check Amount
86098	CINTA	Cintas Corporation	09/18/2020	87.17
86099	BRWN	Erin Brown	09/21/2020	51.88
86100	AEsecur	A & E Security and Electronic Solutions	09/24/2020	62.85
86101	Adapt	Adaptive Preservation, LLC	09/24/2020	515.00
86102	AFL250	AFLAC	09/24/2020	390.26
86103	ANA165	Analytical Laboratory Group	09/24/2020	1,150.00
86104	BAT400	Batteries Plus	09/24/2020	23.98
86105	CenLin	CenturyLink	09/24/2020	496.75
86106	CINTA	Cintas Corporation	09/24/2020	298.68
86107	CLINE	Andrea Cline	09/24/2020	75.00
86108	EDMS	EDMS	09/24/2020	643.55
86109	EME131	Emerald People's Utility	09/24/2020	6,667.47
86110	Grainger	Grainger	09/24/2020	227.56
86111	HDFow	HD Fowler Company	09/24/2020	460.70
86112	HERC	Herc Rentals Inc.	09/24/2020	127.96
86113	HDEPOT	Home Depot Credit Services	09/24/2020	859.12
86114	HUNTER	Hunter Communications	09/24/2020	316.88
86115	KORN	Alexis Koran	09/24/2020	15.99
86116	LC SO	Lane County Sheriff's Office	09/24/2020	16,310.00
86117	MCKINLEY	McKinley Printing Co.	09/24/2020	128.00
86118	NORD	Nordisk Systems, Inc	09/24/2020	204.00
86119	OffDep	Office Depot Credit Plan	09/24/2020	223.98
86120	OLLps	Oregon Labor Law Poster Service	09/24/2020	172.00
86121	PAC150	Pacific Power	09/24/2020	1,606.00
86122	PacificS	PacificSource Administrators	09/24/2020	486.63
86123	Quan	Quantum Recruiters	09/24/2020	1,009.25
86124	Rexius	Rexius	09/24/2020	104.00
86125	RVBD	Riverbend Materials	09/24/2020	821.40
86126	Smitty	Smitty-Bilt Industrial Fans, Inc.	09/24/2020	125.00
86127	SprBrk	SpringBrook Software, Inc	09/24/2020	17,493.00
86128	Stanley	Stanley Convergent Security Solutions, Inc.	09/24/2020	94.90
86129	ULINE	Uline	09/24/2020	912.37
86130	UQVF	Umpqua Valley Financial	09/24/2020	4,000.00
86131	WaltNels	Walter E. Nelson Co.	09/24/2020	178.00
86132	WelWel	Welt & Welt, Inc	09/24/2020	322.53
86133	Summit	Summit Bank	09/30/2020	3,492.82

Report Total (83 checks):

114,685.04

**CITY OF COBURG**  
**REVENUES COLLECTED COMPARED TO BUDGET**  
**Fiscal Year To Date As Of September 30, 2020**

Fund	Collected	Budgeted	Difference	Percentage
General Fund	\$329,608	\$2,448,238	\$2,118,630	13%
Street Fund	\$39,067	\$564,822	\$525,755	7%
Water Fund	\$274,364	\$2,478,360	\$2,203,996	11%
Sewer Fund	\$247,670	\$1,582,603	\$1,334,933	16%
<b>TOTAL ALL FUNDS</b>	<b>\$890,709</b>	<b>\$7,074,023</b>	<b>\$6,183,314</b>	<b>13%</b>

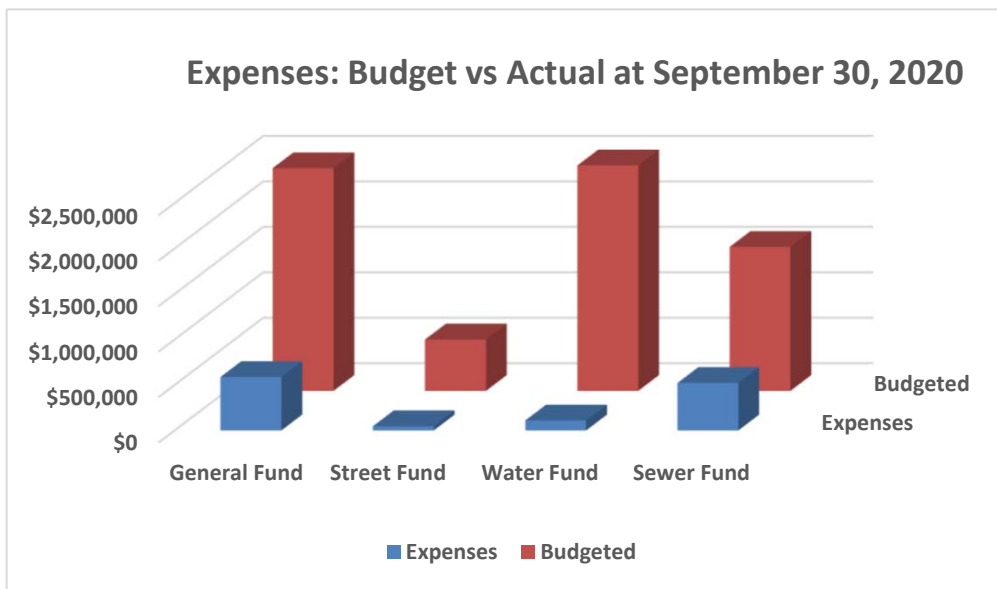


**Important Notes:**

Overall revenues should be 25% if spread evenly throughout the year.  
 Budgeted revenues are net of Beginning Fund balance,  
 which means the budgeted amounts do not include Beginning Fund Balance  
 Property tax receipts had not been received as of September 30th.  
 Water and Sewer Fees are above budget by 9% and 5%.  
 Grant Funds and Debt Reimbursement (Water Project) have not been received yet.  
 URA transfer to Sewer is made at the end of the year.  
 State shared revenues for the quarter had not been received as of September 30th.  
 To date as of November 30th, the City has received \$299,535 in Property Tax Revenue (41%).

**CITY OF COBURG**  
**EXPENSES INCURRED COMPARED TO BUDGET**  
**Fiscal Year To Date As Of September 30, 2020**

Fund	Expenses	Budgeted	Difference	Percentage
General Fund	\$586,938	\$2,448,238	\$1,861,300	24%
Street Fund	\$45,719	\$564,822	\$519,103	8%
Water Fund	\$110,053	\$2,478,360	\$2,368,307	4%
Sewer Fund	\$522,069	\$1,582,603	\$1,060,534	33%
<b>TOTAL ALL FUNDS</b>	<b>\$1,264,779</b>	<b>\$7,074,023</b>	<b>\$5,809,244</b>	<b>18%</b>



**Important Notes**

- Overall expenses should be 25% if spread evenly throughout the year.
- Water and Street projects have been delayed due to Covid-19
- Budgeted expenses are net of Beginning Fund balance,  
 which means the budgeted amounts do not include Beginning Fund Balance
- All Personal Services are within budget.
- Materials & Services are all within budget.
- Scheduled Capital Projects are time sensitive and not reflected until later in the year.



KeyBank  
P.O. Box 93885  
Cleveland, OH 44101-5885

**Public Sector Statement**  
**September 30, 2020**  
page 1 of 5

379681084602

101 T 908 00000 R EM T1  
CITY OF COBURG  
GENERAL ACCOUNT  
PO BOX 8316  
COBURG OR 97408-1310

*Questions or comments?*  
Call our Key Business Resource Center  
1-888-KEY4BIZ (1-888-539-4249)

Public Transaction 379681084602  
CITY OF COBURG  
GENERAL ACCOUNT

Beginning balance 8-31-20	\$2,095,804.83
65 Additions	+296,327.48
125 Subtractions	-243,127.14
Net fees and charges	-469.16
<b>Ending balance 9-30-20</b>	<b>\$2,148,536.01</b>

**Additions**

Deposits	Date	Serial #	Source	
	9-1		Key Capture Deposit	\$19,203.23
	9-1		Key Capture Deposit	813.25
	9-1		Key Capture Deposit	645.00
	9-2		Key Capture Deposit	2,634.00
	9-2		Key Capture Deposit	1,836.31
	9-2		Merchant Svcs Merch Dep 8008238126	313.39
	9-2		Merchant Svcs Merch Dep 8008238142	265.00
	9-3		Merchant Svcs Merch Dep 8008238126	966.01
	9-3		Merchant Svcs Merch Dep 8008238142	605.00
	9-3		Direct Deposit, Pcs OR Trust Pcs OR Tr	517.47
	9-4		Direct Deposit, City of Coburg Consumer	24,982.16
	9-4		Direct Deposit, City of Coburg Cons Coll	5,600.00
	9-4		Merchant Svcs Merch Dep 8008238126	2,199.64
	9-8		Key Capture Deposit	2,195.95
	9-8		Merchant Svcs Merch Dep 8008238126	1,974.76
	9-8		Merchant Svcs Merch Dep 8008238126	1,394.43
	9-8		Merchant Svcs Merch Dep 8008238142	440.00
	9-8		Key Capture Deposit	79.00
	9-10		Key Capture Deposit	12,751.30
	9-10		Key Capture Deposit	9,626.01
	9-10		Merchant Svcs Merch Dep 8008238126	1,401.46
	9-10		Merchant Svcs Merch Dep 8008238142	195.00
	9-11		Merchant Svcs Merch Dep 8008238142	265.00
	9-14		Direct Deposit, Pcs OR Trust Pcs OR Tr	2,173.61

379681084602

**Additions**  
(con't)

<i>Deposits</i>	<i>Date</i>	<i>Serial #</i>	<i>Source</i>	
	9-14		Merchant Svcs Merch Dep 8008238126	917.50
	9-14		Key Capture Deposit	715.00
	9-14		Merchant Svcs Merch Dep 8008238142	240.00
	9-14		Merchant Svcs Merch Dep 8008238126	235.00
	9-15		Key Capture Deposit	8,190.19
	9-16		Merchant Svcs Merch Dep 8008238126	999.20
	9-17		Merchant Svcs Merch Dep 8008238142	1,600.00
	9-18		Direct Deposit, Oregon St Treas Lgip ACH	98,326.10
	9-18		Key Capture Deposit	16,786.64
	9-18		Key Capture Deposit	1,872.62
	9-18		Key Capture Deposit	615.31
	9-18		Key Capture Deposit	415.00
	9-18		Key Capture Deposit	119.60
	9-18		Direct Deposit, Pcs OR Trust Pcs OR Tr	92.29
	9-18		Merchant Svcs Merch Dep 8008238142	50.00
	9-21		Merchant Svcs Merch Dep 8008238126	719.09
	9-21		Merchant Svcs Merch Dep 8008238126	654.01
	9-21		Merchant Svcs Merch Dep 8008238142	265.00
	9-23		Merchant Svcs Merch Dep 8008238126	1,765.16
	9-23		Merchant Svcs Merch Dep 8008238142	1,467.87
	9-24		Merchant Svcs Merch Dep 8008238142	1,587.00
	9-24		Merchant Svcs Merch Dep 8008238126	561.18
	9-25		Key Capture Deposit	13,334.31
	9-25		Key Capture Deposit	8,065.07
	9-25		Key Capture Deposit	5,229.38
	9-25		Merchant Svcs Merch Dep 8008238126	369.70
	9-28		Merchant Svcs Merch Dep 8008238126	2,589.27
	9-28		Merchant Svcs Merch Dep 8008238126	1,239.34
	9-28		Key Capture Deposit	460.00
	9-29		Direct Deposit, Merchant S 8030298668	205.85
	9-30		Key Capture Deposit	21,420.43
	9-30		Key Capture Deposit	9,945.34
	9-30		Merchant Svcs Merch Dep 8008238126	1,106.02
	9-30		Deposit Branch 0067 Oregon	300.00
	9-30		Merchant Svcs Merch Dep 8008238142	265.00
	9-30		Deposit Branch 0067 Oregon	150.00
	9-30		Deposit Branch 0067 Oregon	128.00
	9-30		Deposit Branch 0067 Oregon	100.00
	9-30		Deposit Branch 0067 Oregon	79.03
	9-30		Deposit Branch 0067 Oregon	60.00
	9-30		Deposit Branch 0067 Oregon	10.00
<b>Total additions</b>				<b>\$296,327.48</b>

**Subtractions**

*Paper Checks* \* check missing from sequence

<i>Check</i>	<i>Date</i>	<i>Amount</i>	<i>Check</i>	<i>Date</i>	<i>Amount</i>	<i>Check</i>	<i>Date</i>	<i>Amount</i>
85943	9-8	\$282.20	*85976	9-15	88.00	*86006	9-1	315.25



379681084602

**Subtractions**

(con't)

*Paper Checks*

\* check missing from sequence

<i>Check</i>	<i>Date</i>	<i>Amount</i>	<i>Check</i>	<i>Date</i>	<i>Amount</i>	<i>Check</i>	<i>Date</i>	<i>Amount</i>
86007	9-3	1,186.08	86060	9-8	80.00	86094	9-22	585.75
*86019	9-4	667.33	86061	9-8	132.50	86095	9-22	597.46
86020	9-1	546.47	86062	9-9	204.33	86096	9-24	200.00
86021	9-3	262.91	86063	9-8	41.01	86097	9-22	431.38
86022	9-2	37.50	86064	9-14	75.00	86098	9-25	87.17
86023	9-2	1,380.09	86065	9-14	94.90	86099	9-22	51.88
86024	9-8	311.00	86066	9-11	330.46	86100	9-28	62.85
86025	9-1	2,000.00	86067	9-9	611.00	86101	9-29	515.00
86026	9-1	390.26	86068	9-10	390.67	86102	9-29	390.26
86027	9-2	952.00	86069	9-15	637.50	86103	9-30	1,150.00
*86032	9-1	6,043.63	86070	9-22	3,300.00	86104	9-29	23.98
86033	9-21	300.00	86071	9-25	1,740.00	86105	9-29	496.75
*86036	9-2	1,164.24	86072	9-21	2,900.92	*86108	9-30	643.55
86037	9-1	316.88	86073	9-22	616.00	86109	9-29	6,667.47
86038	9-3	358.13	86074	9-22	15.03	86110	9-29	227.56
86039	9-4	1,230.00	86075	9-30	669.25	86111	9-28	460.70
*86041	9-1	1,680.00	86076	9-24	200.00	86112	9-28	127.96
86042	9-3	2,242.50	86077	9-23	700.00	*86114	9-29	316.88
86043	9-2	300.00	86078	9-25	19,285.63	86115	9-28	15.99
86044	9-1	3,492.82	86079	9-28	41.02	86116	9-29	16,310.00
86045	9-8	422.76	86080	9-21	50.00	86117	9-30	128.00
86046	9-1	444.35	86081	9-25	146.51	86118	9-29	204.00
86047	9-1	777.50	86082	9-22	670.78	86119	9-30	223.98
86048	9-1	7,998.00	86083	9-22	24.18	*86121	9-29	1,606.00
*86050	9-10	169.77	86084	9-21	584.95	86122	9-28	486.63
86051	9-9	598.79	86085	9-22	277.39	86123	9-29	1,009.25
*86053	9-9	222.09	86086	9-22	367.90	86124	9-28	104.00
86054	9-9	5,799.50	86087	9-22	605.00	*86126	9-28	125.00
86055	9-14	3,800.00	*86089	9-24	16.80	*86130	9-29	4,000.00
86056	9-9	1,638.39	86090	9-23	1,388.60	86131	9-29	178.00
86057	9-14	94.90	86091	9-21	80.00	86132	9-29	322.53
86058	9-9	1,379.70	86092	9-30	840.00	*100141	9-17	681.92
86059	9-9	788.30	86093	9-21	99.00			

**Paper Checks Paid**

**\$125,329.57**

<i>Withdrawals</i>	<i>Date</i>	<i>Serial #</i>	<i>Location</i>	
	9-1		Direct Withdrawal, City of Coburg Dir Dep	\$24,339.66
	9-2		Merchant Svcs Merch Fee 8008238126	1,377.33
	9-2		Merchant Svcs Merch Fee 8008238142	217.88
	9-2		Direct Withdrawal, Invoice PA 2065Billing	99.15
	9-2		Direct Withdrawal, Merchant S 8030298668	21.68
	9-4		Direct Withdrawal, Valic Eremit Prm	2,552.70
	9-4		Direct Withdrawal, Asi Hc200831	575.01
	9-8		Direct Withdrawal, Cis Trust 5037633834	18,162.73
	9-9		Direct Withdrawal, Irs Usat taxpymt	8,477.52
	9-10		Direct Withdrawal, OR Revenue Dept Taxpayment	2,413.81
	9-10		Direct Withdrawal, Asi Asi Fees	18.75
	9-11		Direct Withdrawal, KeyBank Auto Pymt	4,957.86
	9-14		Direct Withdrawal, Employer Contrb Pers Cntrb	7,040.43
	9-14		Direct Withdrawal, Employer Contrb Pers Cntrb	3,600.64



379681084602

**Subtractions**

(con't)

<i>Withdrawals</i>	<i>Date</i>	<i>Serial #</i>	<i>Location</i>	
	9-14		Direct Withdrawal, Employer Contrb Pers Cntrb	9.66
	9-15		Direct Withdrawal, City of Coburg Dir Dep	22,824.90
	9-16		Direct Withdrawal, Invoice PA 2065Billing	89.85
	9-23		Direct Withdrawal, Irs Usataxpymt	7,732.79
	9-23		Direct Withdrawal, OR Revenue Dept Taxpayment	2,178.40
	9-25		Direct Withdrawal, Employer Contrb Pers Cntrb	7,242.15
	9-25		Direct Withdrawal, Employer Contrb Pers Cntrb	3,674.51
	9-25		Direct Withdrawal, Employer Contrb Pers Cntrb	9.66
	9-30		Direct Withdrawal, Invoice PA 2065Billing	90.25
	9-30		Direct Withdrawal, Invoice PA 2065Billing	90.25
<b>Total subtractions</b>				<b>\$243,127.14</b>

**Fees and charges**

<i>Date</i>		<i>Quantity</i>	<i>Unit Charge</i>	
9-9-20	Aug Analysis Service Chg	1	469.16	-\$469.16
<b>Fees and charges assessed this period</b>				<b>-\$469.16</b>

See your Account Analysis statement for details.



KeyBank  
 P.O. Box 93885  
 Cleveland, OH 44101-5885

**Public Sector Statement**  
**September 30, 2020**  
 page 1 of 2

379681084610

RTMLX T 908 00000 R EM T1  
 CITY OF COBURG  
 POLICE EVIDENCE TRUST  
 PO BOX 8316  
 COBURG OR 97408-1310

*Questions or comments?*  
 Call our Key Business Resource Center  
 1-888-KEY4BIZ (1-888-539-4249)

---

Public Transaction 379681084610		
CITY OF COBURG		
POLICE EVIDENCE TRUST		
	<u>Beginning balance 8-31-20</u>	<u>\$100.00</u>
	<b>Ending balance 9-30-20</b>	<b>\$100.00</b>

**Fees and charges** See your Account Analysis statement for details.







**RETURN SERVICE REQUESTED**

>000294 5049803 0001 092348 10Z

THE CITY OF COBURG LANE COUNTY OREGON  
CAPITAL PROJECTS  
PO BOX 8316  
COBURG OR 97408-1310

### Managing Your Accounts

-  Office Address 96 East Broadway  
Eugene, OR 97401
-  Phone (541) 684-7500
-  Toll Free (877) 566-5544
-  Online sbko.bank



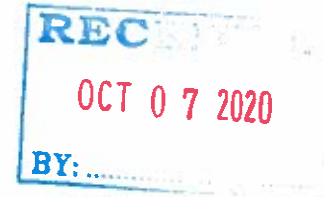
### Summary of Accounts

Account Type	Account Number	Ending Balance
BUSINESS CHECKING	XXXXXXXX2301	\$87,103.76

### BUSINESS CHECKING-XXXXXXXX2301

#### Account Summary

Date	Description	Amount
09/01/2020	Beginning Balance	\$87,103.76
	0 Credit(s) This Period	\$0.00
	0 Debit(s) This Period	\$0.00
09/30/2020	Ending Balance	\$87,103.76



10001000 195008 562000 6084405 14200 00294 5049803 000294 0001/0001





# Account Statement - Transaction Summary

For the Month Ending **September 30, 2020**

COBURG CITY OF - COBURG CITY OF / GENERAL - 5969

Asset Summary		
	September 30, 2020	August 31, 2020
Oregon LGIP	820,230.85	803,219.34
<b>Total</b>	<b>\$820,230.85</b>	<b>\$803,219.34</b>

Oregon LGIP	
Opening Balance	803,219.34
Purchases	17,011.61
Redemptions	(0.10)
<b>Closing Balance</b>	<b>\$820,230.85</b>
Dividends	665.97



## Account Statement

For the Month Ending **September 30, 2020**

**COBURG CITY OF - COBURG CITY OF / GENERAL - 5969**

Trade Date	Settlement Date	Transaction Description	Share or Unit Price	Dollar Amount of Transaction	Balance
<b>Oregon LGIP</b>					
<b>Opening Balance</b>					
09/01/20	09/01/20	LGIP Fees - Received ACH (1 @ \$0.10 - From 5969) - August 2020	1.00	(0.10)	803,219.24
09/14/20	09/14/20	ODOT - ODOT PYMNT	1.00	14,612.98	817,832.22
09/14/20	09/14/20	Lane County - Tax Seg for Aug 01-31-2020	1.00	1,732.66	819,564.88
09/30/20	10/01/20	Accrual Income Div Reinvestment - Distributions	1.00	665.97	820,230.85

	Month of September	Fiscal YTD July-September	
<b>Closing Balance</b>			<b>820,230.85</b>
<b>Opening Balance</b>	803,219.34	625,978.90	<b>Closing Balance</b>
<b>Purchases</b>	17,011.61	194,252.40	<b>Average Monthly Balance</b>
<b>Redemptions</b>	(0.10)	(0.45)	<b>Monthly Distribution Yield</b>
			1.00%

<b>Closing Balance</b>	<b>820,230.85</b>	<b>820,230.85</b>
<b>Dividends</b>	665.97	2,067.25



# Account Statement - Transaction Summary

For the Month Ending **September 30, 2020**

COBURG CITY OF - COBURG CITY OF / GENERAL FUND SAVINGS - 3784

## Oregon LGIP

Opening Balance	82,755.17
Purchases	67.83
Redemptions	0.00

<b>Closing Balance</b>	<b>\$82,823.00</b>
Dividends	67.83

## Asset Summary

<b>Oregon LGIP</b>	<b>September 30, 2020</b>	<b>August 31, 2020</b>
	82,823.00	82,755.17
<b>Total</b>	<b>\$82,823.00</b>	<b>\$82,755.17</b>



## Account Statement

For the Month Ending **September 30, 2020**

**COBURG CITY OF - COBURG CITY OF / GENERAL FUND SAVINGS - 3784**

Trade Date	Settlement Date	Transaction Description	Share or Unit Price	Dollar Amount of Transaction	Balance
<b>Oregon LGIP</b>					
<b>Opening Balance</b>					
09/30/20	10/01/20	Accrual Income Div Reinvestment - Distributions	1.00	67.83	<b>82,755.17</b>
<b>Closing Balance</b>					
<b>82,823.00</b>					

	Month of September	Fiscal YTD July-September	
<b>Opening Balance</b>	82,755.17	82,600.28	<b>Closing Balance</b>
<b>Purchases</b>	67.83	222.72	<b>Average Monthly Balance</b>
<b>Redemptions</b>	0.00	0.00	<b>Monthly Distribution Yield</b>
			1.00%

<b>Closing Balance</b>	<b>82,823.00</b>	<b>82,823.00</b>
<b>Dividends</b>	67.83	222.72



# Account Statement - Transaction Summary

For the Month Ending **September 30, 2020**

COBURG CITY OF - COBURG CITY OF / SDC - 3711

<b>Asset Summary</b>		
	<b>September 30, 2020</b>	<b>August 31, 2020</b>
<b>Oregon LGIP</b>	1,398,622.93	1,495,757.92
<b>Total</b>	<b>\$1,398,622.93</b>	<b>\$1,495,757.92</b>

<b>Oregon LGIP</b>	
Opening Balance	1,495,757.92
Purchases	1,191.11
Redemptions	(98,326.10)
<b>Closing Balance</b>	<b>\$1,398,622.93</b>
Dividends	1,191.11





## Account Statement

For the Month Ending **September 30, 2020**

**COBURG CITY OF - COBURG CITY OF / SDC - 3711**

Trade Date	Settlement Date	Transaction Description	Share or Unit Price	Dollar Amount of Transaction	Balance
<b>Oregon LGIP</b>					
<b>Opening Balance</b>					
09/18/20	09/18/20	Redemption - ACH Redemption	1.00	(98,326.10)	1,397,431.82
09/30/20	10/01/20	Accrual Income Div Reinvestment - Distributions	1.00	1,191.11	1,398,622.93
<b>Closing Balance</b>					
					<b>1,398,622.93</b>

	Month of September	Fiscal YTD July-September	Closing Balance
<b>Opening Balance</b>	1,495,757.92	1,492,958.48	1,398,622.93
<b>Purchases</b>	1,191.11	3,990.60	1,453,189.65
<b>Redemptions</b>	(98,326.10)	(98,326.15)	1.00%

<b>Closing Balance</b>	<b>1,398,622.93</b>	<b>1,398,622.93</b>
<b>Dividends</b>	1,191.11	3,990.60

Account Number	Description	Budget Amount	Period Amount	YTD Amount	YTD Var	Encumbered Amount	Available	% Available
	Fund Revenue Sub Totals:	3,343,466.00	152,512.11	329,608.39	3,013,857.61	0.00	3,013,857.61	90.14
	Fund Expense Sub Totals:	3,343,466.00	225,905.07	586,937.82	2,756,528.18	0.00	2,756,528.18	82.45
	Fund 001 Sub Totals:	0.00	73,392.96	257,329.43	-257,329.43	0.00		

# General Fund

Account Number	Description	Budget Amount	Period Amount	YTD Amount	YTD Var	Encumbered Amount	Available	% Available
	Fund Revenue Sub Totals:	1,254,312.00	23,709.53	39,067.15	1,215,244.85	0.00	1,215,244.85	96.89
	Fund Expense Sub Totals:	1,254,312.00	14,348.90	45,719.33	1,208,592.67	0.00	1,208,592.67	96.36
	Fund 003 Sub Totals:	0.00	-9,360.63	6,652.18	-6,652.18	0.00		

# Street Fund

Account Number	Description	Budget Amount	Period Amount	YTD Amount	YTD Var	Encumbered Amount	Available	% Available
	Fund Revenue Sub Totals:	3,459,251.00	91,837.50	274,364.40	3,184,886.60	0.00	3,184,886.60	92.07
	Fund Expense Sub Totals:	3,459,251.00	53,426.21	110,053.36	3,349,197.64	0.00	3,349,197.64	96.82
	Fund 004 Sub Totals:	0.00	-38,411.29	-164,311.04	164,311.04	0.00		

# Water Fund

Account Number	Description	Budget Amount	Period Amount	YTD Amount	YTD Var	Encumbered Amount	Available	% Available
	Fund Revenue Sub Totals:	3,879,686.00	77,080.42	247,669.81	3,632,016.19	0.00	3,632,016.19	93.62
	Fund Expense Sub Totals:	3,879,686.00	30,261.34	522,069.09	3,357,616.91	0.00	3,357,616.91	86.54
	Fund 005 Sub Totals:	0.00	-46,819.08	274,399.28	-274,399.28	0.00		

# Sewer Fund

Account Number	Description	Budget Amount	Period Amount	YTD Amount	YTD Var	Encumbered Amount	Available	% Available
	Revenue Totals:	11,936,715.00	345,139.56	890,709.75	11,046,005.25	0.00	11,046,005.25	92.54
	Expense Totals:	11,936,715.00	323,941.52	1,264,779.60	10,671,935.40	0.00	10,671,935.40	89.40
	Report Totals:	0.00	-21,198.04	374,069.85	-374,069.85	0.00		

# Grand Totals