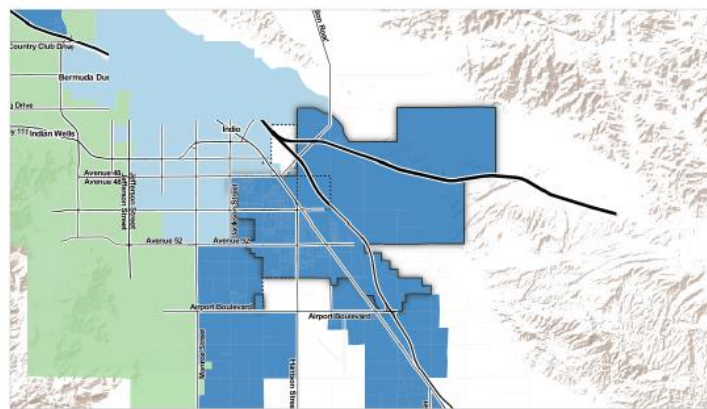


# PROPOSED COACHELLA BEHAVIORAL HEALTH CAMPUS

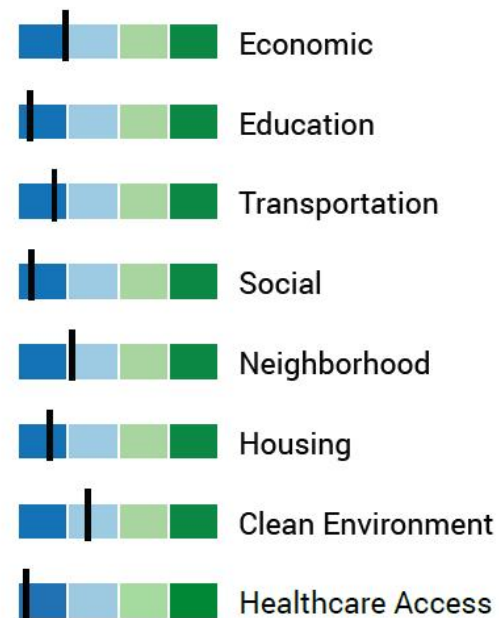
Riverside University Health System

HPI SCORE:  
**10.8**  
Percentile



City: Coachella


### Policy Action Areas



HEALTHY PLACES INDEX







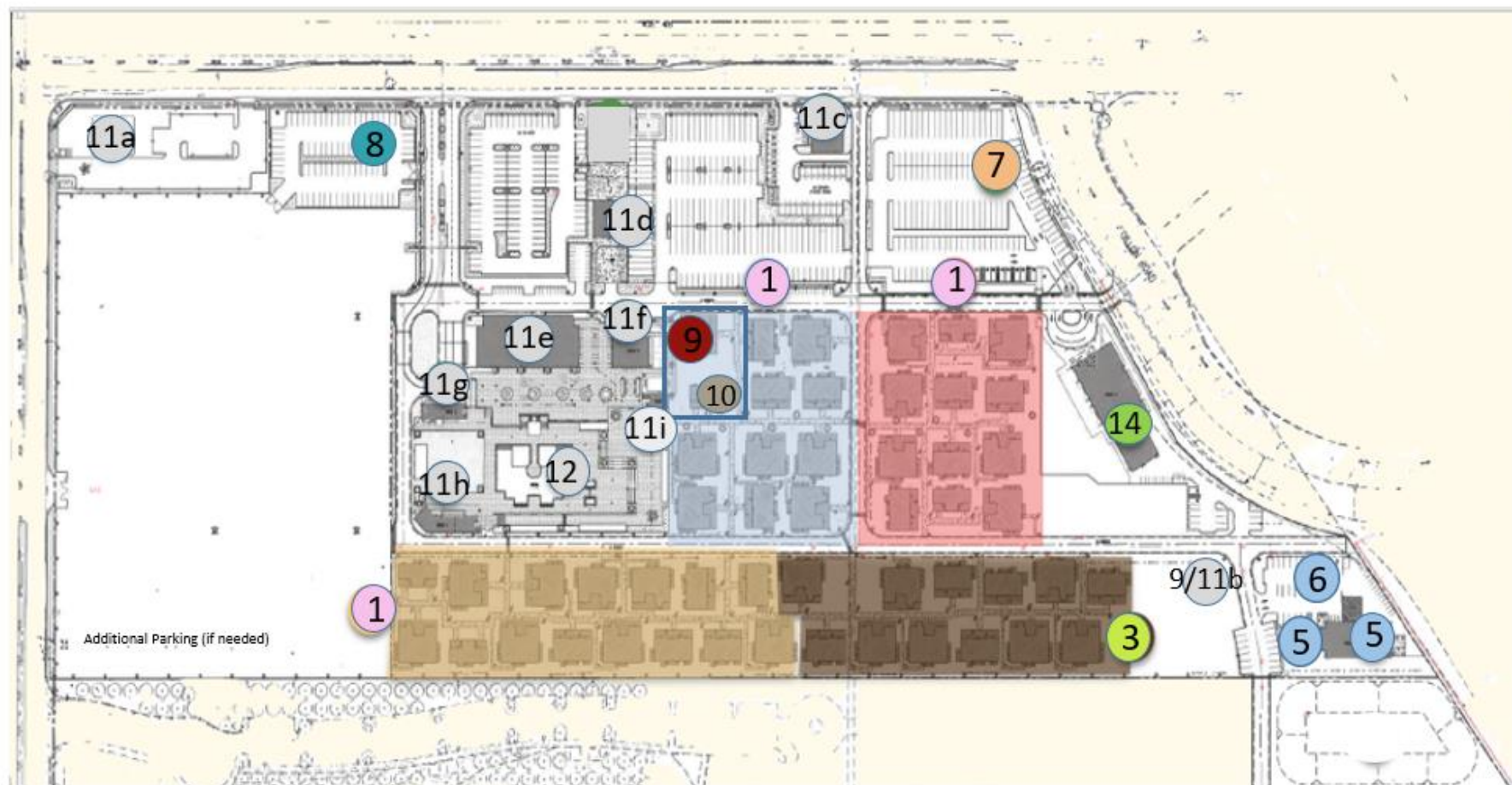
Rendering of a **4-Bedroom Casita**. Each guestroom has exterior entrance plus access to large common area and kitchen. Large bathrooms and exterior living space.





## program key

- 1** **Supportive Housing Apartments**  
Two story apartment style homes with their own kitchens. 32 family units (3-bedroom), 42 double units (2-bedroom), and 42 single units (1-bedroom)
- 2** **Outdoor Area**  
Shared outdoor space with playground and seating
- 3** **Recovery Residence**  
Two story apartment style homes with a shared kitchen and common spaces. 10 family units (3-bedroom), 20 double units (2-bedroom) and 10 single units (1-bedroom).
- 4** **Outdoor Area**  
Shared outdoor space with playground and seating
- 5** **Residential Substance Use Treatment**  
Single story household model residence with a shared kitchen and shared laundry facility, sobering center, and common amenities. 25 single occupancy rooms.
- 6** **Outdoor Area**  
Shared outdoor space with playground and seating
- 7** **Mental Health Rehabilitation Center (MHRC)**  
Single story household model residence with a shared kitchen, shared laundry facility, and recreation center. 16 single occupancy rooms.
- 8** **Crisis Recovery Treatment (CRT)**  
Single story household model residence with a shared kitchen, shared laundry facility, and recreation center. 16 single occupancy rooms.
- 9** **Childrens Mental Health Urgent Care (MHUC)/Respite/Welcome Center**  
Two story household model residence with a shared kitchen, shared laundry facility, shared recreation center, group rooms, interview rooms, and common space. 24 double occupancy rooms (separated girls and boys).
- 10** **Small Single Family Residence**  
Three bedrooms, two bathroom single family residence with private kitchen, and living room.
- 11** **Outpatient Mental Health, SUD, Primary Care, Vocational, Wraparound Services, Adult Mental Health Urgent Care**  
Care center for community including mental health and primary care. Large recreation center with library and resource center, common laundry facilities, antenatal forest, grocery store, and vocational services.
- 12** **Outdoor Area**  
Shared outdoor space with two b-que, playground and seating
- 13** **Parking**  
182 parking spaces located in enclosed parking structure, and 187 surface parking spaces throughout the site - total of 369 parking spaces
- 14** **Adult Residential Facility**  
40-bed augmented board and care



11a. Grocery Store  
11b. Adult/Children's MHUC  
11c. Primary Care Outpatient  
11d. Pet Hotel

11e. MH & SUD Outpatient  
11f. Housing Administration  
11g. Recreation (movie theater)  
11h. Recreation Center/Administration  
11i. Laundromat

12. Garden, playground, splash pad, half court, etc.

Guestrooms are configured in 51 casitas, summarized in the below table. The Property layout features exterior spaces, amenities, exterior guestroom entrances, patios, fire pits, and exterior seating and activity areas. The entire property is designed to maximize outdoor exposure for guests.

Configuration	Count	Keys	Size±
2-Bedroom Casita	5	10	1,383 sf
4-Bedroom Casita	18	72	1,839 sf
6-Bedroom Casita	28	168	2,696 sf
Total	51	250	



4-Bedroom Casita Plan



2-Bedroom Casita Plan



6-Bedroom Casita Plan

PERMANENT SUPPORTIVE HOUSING, RECOVERY RESIDENCE, CHILDREN'S WELCOME CENTER, STRTP FLOOR PLANS





## POTENTIAL LOCATION

The resort site is flat and irregularly shaped, encompassing approximately 35.0± acres. Zoning is “C-G” General Commercial, a fairly broad commercial zoning that allows multi-family development.





EXISTING PROPERTY





EXISTING PROPERTY



**EXAMPLES FROM CEDAR GLEN PROJECT**





**BEFORE AND AFTER ARLINGTON RECOVERY  
COMMUNITY & SOBERING CENTER - RIVERSIDE**





**BEFORE AND AFTER ARLINGTON RECOVERY  
COMMUNITY & SOBERING CENTER - RIVERSIDE**



# Crisis Campus

---





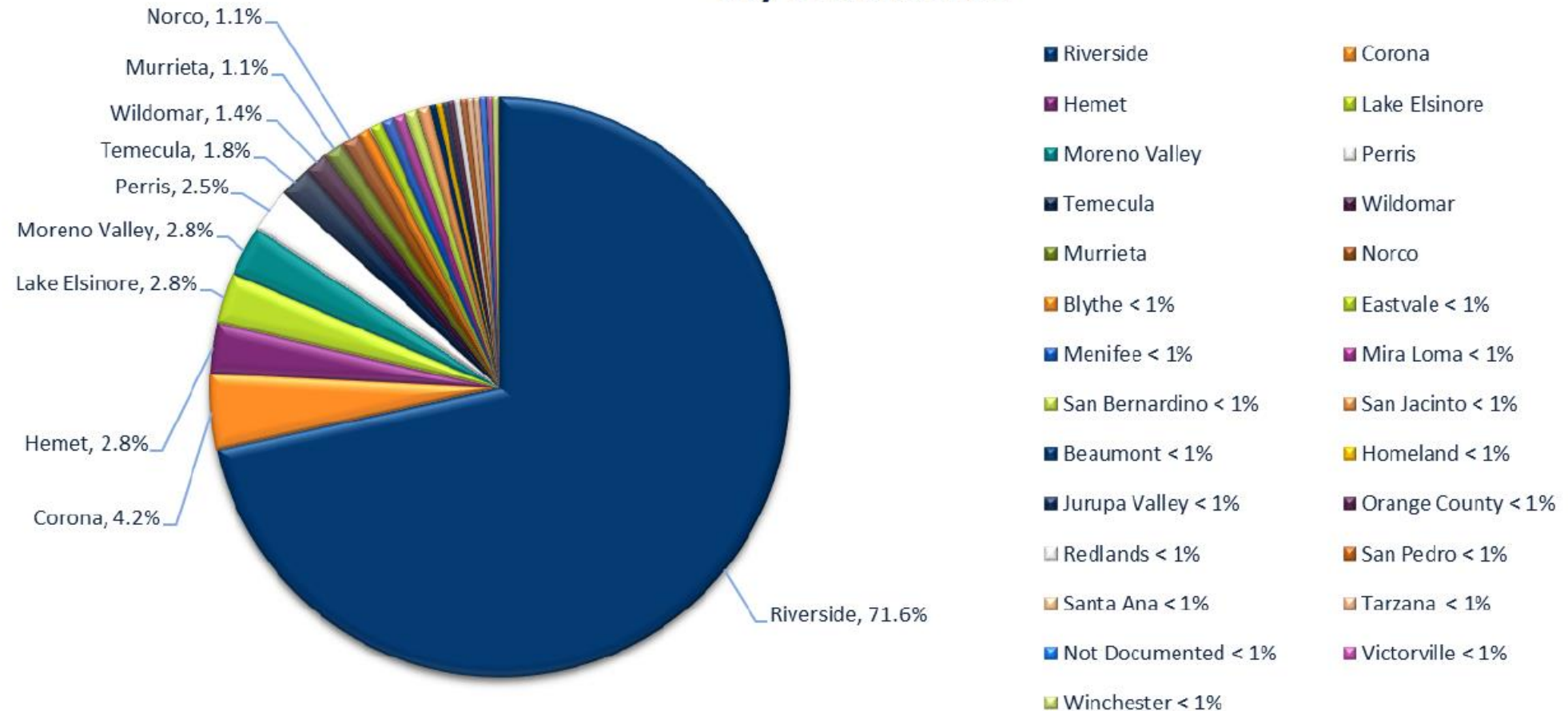








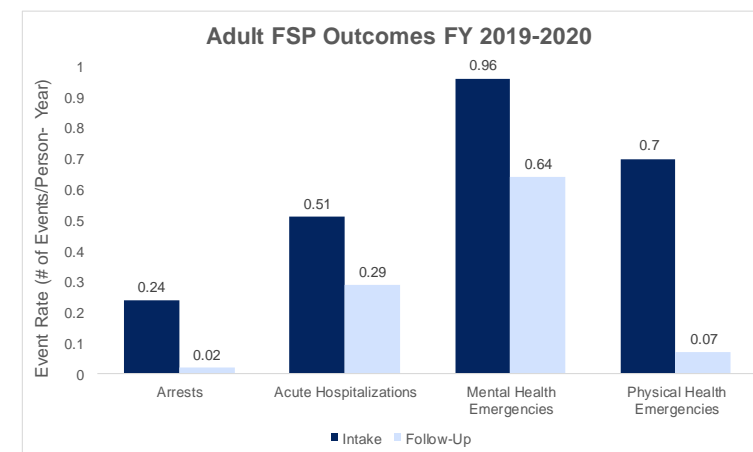
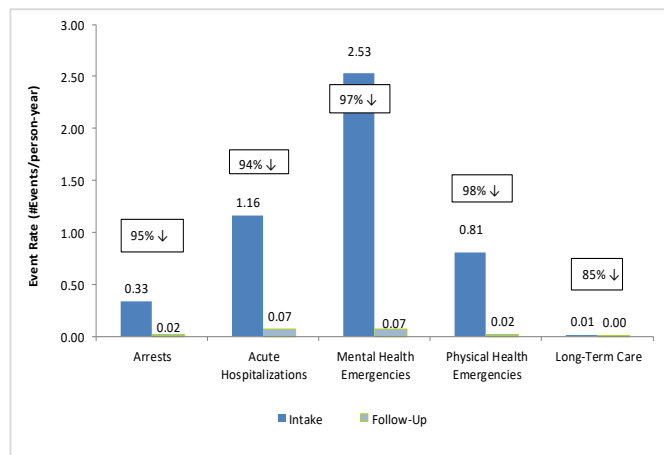
## City of Residence



**GEOGRAPHY OF COMMUNITY MEMBERS RECEIVING HELP AT  
ARLINGTON RECOVERY COMMUNITY & SOBERING CENTER - RIVERSIDE**

- Full Service Partnerships

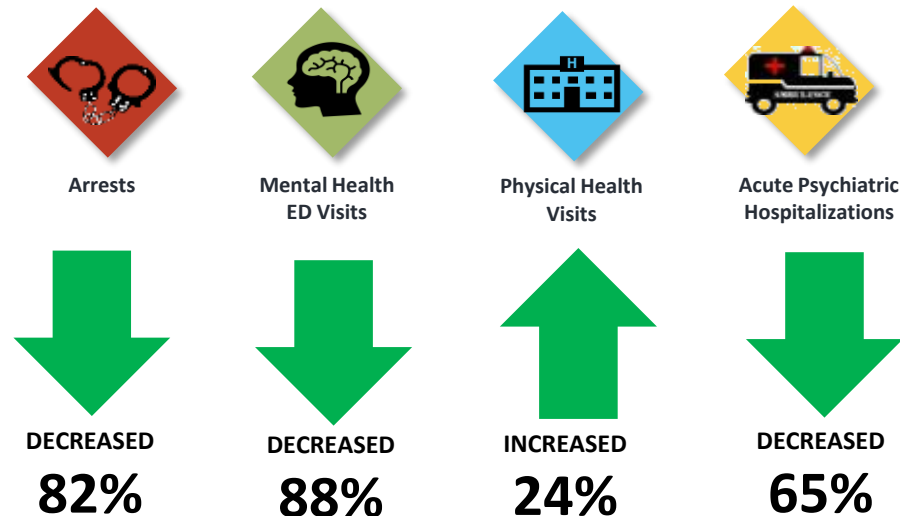
- “Do whatever it takes” mentality to providing care
- 24-7 crisis availability
- Smaller caseloads per case-bearing staff
- Effective in multiple areas; RAND study in LA DMH found
  - Decreased inpatient utilization
  - Decreased homelessness
  - Decreased rates of arrests
  - Increased linkage with PCP





- Forensics Full Service Partnerships

- Decrease in arrests, psychiatric hospitalizations, crisis emergency room use.
- Increases in Substance Use identification and Substance Use services
- Jail days decreased by 48%
- Increase in Physical Health visits



# Updates

---

- State grant opportunity
- Countywide RFP





[www.ruhealth.org](http://www.ruhealth.org)