


# May 2021 – Public Safety Subcommittee Update



**COACHELLA FIRE PROTECTION DISTRICT**



# City of Coachella – Fire Services

**Fire Station 79**

**Organizational Chart**  
March 1, 2021 to present  
Exhibit C-3

CAL FIRE & Riverside County  
Interim Fire Chief  
**Bill Weiser**

Deputy Chief  
**Robert Fish**

Division Chief  
**(Vacant)**

Battalion Chief  
**Bonifacio De La Cruz**

Office Assistant-II  
**Marisa Duran**

Fire Captain  
**Johnny Garcia**

Fire Apparatus Engineer  
**Tommy Lemus**

Firefighter-II / Paramedic  
**Michael Gonzales**

Fire Captain  
**Rodrigo Vega**

Firefighter-II / Paramedic  
**Joshua Brann**

Firefighter-II (Limited-Term)  
**Daniel Lucido**

Firefighter-II / Paramedic  
(Limited-Term)  
**SAFER Grant (Vacant)**

Fire Captain  
**Juan Arroyo**

Fire Apparatus Engineer/  
Paramedic  
**Brian Merrill**

Firefighter-II / Paramedic  
**Fredy Cruz**

Position # 542-312-1082-907

Position # 542-312-1755-907

## Significant Incident – “Suncrest” January 28, 2021

On January 28, 2001 at 7:34 pm, units from CAL FIRE/Riverside County Fire Department responded to reports of a fire at the Desert Palm Apartment Complex, located at 50905 Suncrest Street in the City of Coachella. Coachella Fire Engine 279 arrived and reported heavy smoke coming from a second story apartment unit and discovered a kitchen fire with flames extending into the common attic space.



A 1<sup>st</sup> and 2<sup>nd</sup> alarm response consisting of 11 fire engines, 2 truck companies, 1 breathing support unit and 2 chief officers were on scene. Firefighters were able to contain the fire to four of the 2<sup>nd</sup> story units with minor water damage to the lower four units. At least 8 occupants were displaced by the fire and were referred to American Red Cross for assistance. Assisting agencies include Riverside County Fire Department, Cathedral City Fire, Palm Springs Fire, Riverside County Sheriff's, Southern California Gas, Imperial Irrigation District and American Red Cross. Loss is estimated at \$100,000 with a \$800,000 save value.



## Significant Incident – “Tripoli” February 26, 2021

On February 26, 2001 at 3:11 pm, units from CAL FIRE/Riverside County Fire Department responded to 52156 Tripoli Way in the City of Coachella. Coachella Fire Engine 279 arrived and reported heavy smoke flames coming from a vacant single-story residential dwelling.

Twenty-four firefighters from 6 fire engines and 1 truck company quickly contained the fire and mitigated the threat to neighboring structures and trees. Loss was estimated to be \$90,000.



## Significant Incident – “48” March 7, 2021

At 4:39 am on February 26, 2001 units from CAL FIRE/Riverside County Fire Department responded to 83103 Avenue 48, Suite 1-J in the City of Coachella for reports of a fire at the rear of the commercial businesses, located adjacent to the Neighborhood Walmart. Indio Fire Engine 86 arrived and while rapidly extinguishing the blaze, determined that the fire may have extended into the wall space of the Vida En Abudancia Fitness Gym.

Nineteen firefighters from 5 fire engines and 1 truck company breached the exterior wall space above the burn area and quickly contained remaining hot spots thus preventing the fire from affecting surrounding business suites. Although the loss was estimated to be \$5,000, saving the fire from the nearby businesses is estimated at \$5,000,000..



## **Significant Incident – “7th” March 10, 2021**

On March 10, 2001 at 8:55 pm, units from CAL FIRE/Riverside County Fire Department responded to a multi-family dwelling apartment fire at 1321 Seventh Street in the City of Coachella. Coachella Fire Engine 279 arrived and reported a fire from a laundry dryer had spread into the wall space dividing the two residential units.

Nineteen firefighters from 6 fire engines and 1 truck company quickly contained the fire and mitigated the threat to the adjoining residence. Loss was estimated to be \$5,000 and a save of \$150,000.

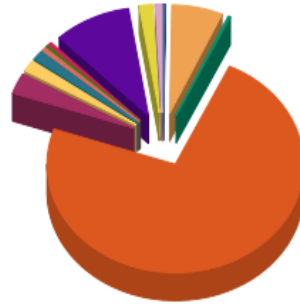
## **Significant Incident – Vegetation Fires**

- February 20, 2021 at 4:29 pm – Northbound Expressway 86, south of Dillon Road. Approximately three acres of brush was consumed requiring 1 chief officer, 8 fire engines and 2 water tenders, consisting of 33 firefighters to battle this blaze for 7 hours.
- March 9, 2021 at 3:35 pm – Dillon Road, north of Vista Del Sur. Approximately 2 acres of mulch, vegetation and 30 mature date palms were burning and although hampered by strong gusts, was eventually contained by 22 firefighters after 4-1/2 hours of heavy work. 7 fire engines and 1 water tender and 1 chief officer were on scene.

# Response Activities – January 1 to April 30, 2021

## Response Activity

Incidents Reported for Date between 1/1/2021 and 4/30/2021 and City of Coachella And Both (Code 2, Alpha, Omega, Code 3, Charlie, Delta, Bravo, Echo)



Com Fire	2	0.2%
False Alarm	66	6.4%
Haz Mat	4	0.4%
Medical	753	73.3%
Other Fire	32	3.1%
Other Misc	17	1.7%
Public Service Assist	12	1.2%
Res Fire	6	0.6%
Ringing Alarm	4	0.4%
Standby	5	0.5%
Traffic Collision	99	9.6%
Vehicle Fire	17	1.7%
Wildland Fire	10	1.0%
Total:	1,027	100.0%

Com Fire	2
False Alarm	66
Haz Mat	4
Medical	753
Other Fire	32
Other Misc	17
Public Service Assist	12
Res Fire	6
Ringing Alarm	4
Standby	5
Traffic Collision	99
Vehicle Fire	17
Wildland Fire	10
<b>Incident Total:</b>	<b>1,027</b>

***Represents a 9.72% increase from same time period a year ago.***

### Average Enroute to Onscene Time\*

Enroute Time = When a unit has been acknowledged as responding. Onscene Time = When a unit has been acknowledge as being on scene. For any other statistic outside Enroute to Onscene please contact the IT Help Desk at 951-940-6900

<5 Minutes	+5 Minutes	+10 Minutes	+20 Minutes	Average	% 0 to 5 min
747	262	45	4	4.3	72.7%

\*CODE 3 and CODE 2 incidents are included in the total count of incidents and the average Enroute to Onscene Time.

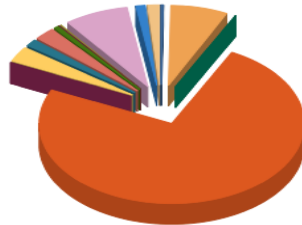
# Response Activities – January 1 to April 30, 2021

## Incidents by Battalion, Station and Jurisdiction

			Com Fire	False Alarm	Haz Mat	Medical	Other Fire	Other Misc	Public Service	Res Fire	Ringin Alarm	Standby	Traffic Collisio	Vehicle Fire	Wildlan d Fire	Total
<b>Battalion 6</b>	Station 39 Thermal	City of Coachella	0	3	0	4	0	0	0	0	0	0	0	0	0	7
	<b>Station Total</b>		0	3	0	4	0	0	0	0	0	0	0	0	0	7
	Station 70 La Quinta PGA	City of Coachella	0	4	0	0	0	0	0	0	0	0	0	0	0	4
	<b>Station Total</b>		0	4	0	0	0	0	0	0	0	0	0	0	0	4
	<b>Battalion Total</b>		2	43	3	624	21	15	8	4	4	4	67	9	9	813
<b>Battalion 7</b>	Station 86 Indio	City of Coachella	0	10	0	90	4	1	4	1	0	1	17	3	0	131
	<b>Station Total</b>		0	10	0	90	4	1	4	1	0	1	17	3	0	131
	Station 87 Terra Lago	City of Coachella	0	6	1	35	7	1	0	1	0	0	15	5	1	72
	<b>Station Total</b>		0	6	1	35	7	1	0	1	0	0	15	5	1	72
	<b>Battalion Total</b>		0	16	1	125	11	2	4	2	0	1	32	8	1	203
<b>Grand Total</b>			2	66	4	753	32	17	12	6	4	5	99	17	10	1,027

## Response Activites – One Year Ago

Incidents Reported for Date between 1/1/2020 and 4/30/2020 and City of Coachella And Both (Code 2, Alpha, Omega, Code 3, Charlie, Delta, Bravo, Echo)



Com Fire	3	0.3%
False Alarm	65	6.9%
Haz Mat	1	0.1%
Medical	697	74.5%
Multi-Fam Dwelling Fire	1	0.1%
Other Fire	28	3.0%
Other Misc	13	1.4%
Public Service Assist	23	2.5%
Res Fire	5	0.5%
Rescue	1	0.1%
Ringin Alarm	1	0.1%
Standby	1	0.1%
Traffic Collision	73	7.8%
Vehicle Fire	11	1.2%
Wildland Fire	13	1.4%
<b>Total:</b>	<b>936</b>	<b>100.0%</b>

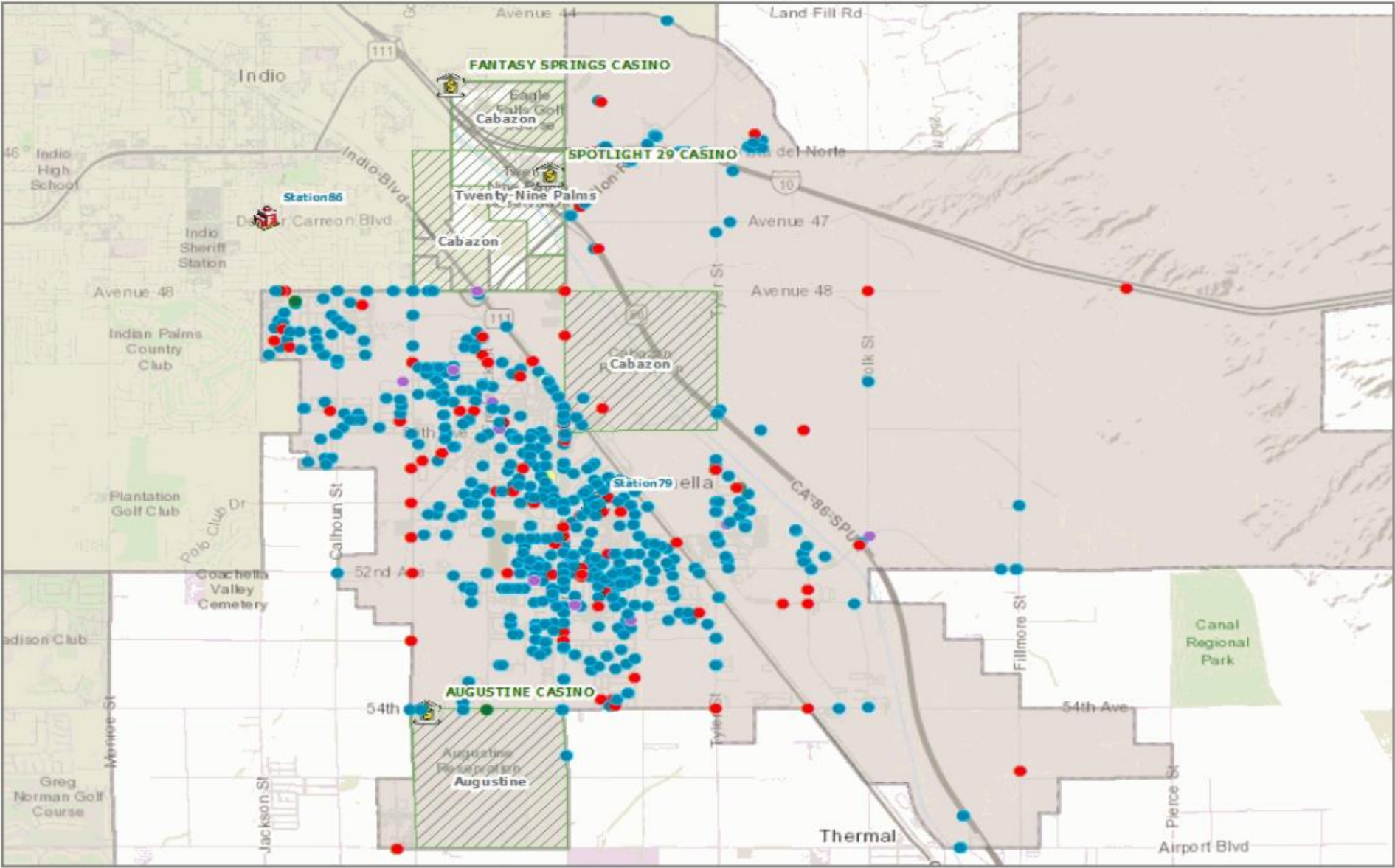
Com Fire	3
False Alarm	65
Haz Mat	1
Medical	697
Multi-Fam Dwelling Fire	1
Other Fire	28
Other Misc	13
Public Service Assist	23
Res Fire	5
Rescue	1
Ringin Alarm	1
Standby	1
Traffic Collision	73
Vehicle Fire	11
Wildland Fire	13

Incident Total:

936



# 2021 Response Locations – January 1 to April 30, 2021



## Legend

- Fire
- Medical
- Hazard
- Other Misc
- Haz Mat
- PSA
- Riverside County
- Reservations
- Fire Station
- Casinos



# EXHIBIT "A" – FY 2020/21 Estimated Costs (Revised 3/21)

## EXHIBIT "A"

TO THE COOPERATIVE AGREEMENT TO PROVIDE  
FIRE PREVENTION, RESCUE, FIRE MARSHAL AND  
MEDICAL EMERGENCY FOR THE CITY OF COACHELLA  
DATED JULY 1, 2021 FOR **FY2021/2022**

	CAPTAINS		CAPTAIN MEDICS		ENGINEERS		ENGINEER MEDICS		FF II		FFII MEDICS		TOTALS	
<b>STA #79</b>														
Medic Engine 79	675,813	3			198,282	1	226,431	1	173,831	1	799,839	4	2,074,196	10
SUBTOTALS	675,813				198,282		226,431		173,831		799,839		<b>\$2,074,196</b>	
SUBTOTAL STAFF	3				1		1		1		4			10
OFFICE ASSISTANT II (PCN 00109678)							83,148	each					83,148	1
SUBTOTAL													<b>\$83,148</b>	11
<b>ESTIMATED SUPPORT SERVICES (Fire Cost Allocation Plan)</b>														
Administrative/Operational (Schedule A)							16,082	per assigned Staff					183,659	11.13
Volunteer Program (Schedule B)							5,504	Per Entity Allocation					5,504	1
Medic Program (Schedule C)				10,648				Medic FTE and	1,370	per Defib			61,396	5.4
Battalion Chief Support (Schedule D)							78,644	.29 FTE per Station					78,644	1
ECC Support (Schedule E)				28.12				per Call and	18,529	per Station			95,510	
Fleet Support (Schedule F)							65,330	per Fire Suppression Equip					65,330	1
Comm/IT Support (Schedule G)				41.21				per Call and	27,160	per Station			139,980	
Facility Support (Schedule H)								Facility Station/FTE					6,105	
Hazmat Support (Schedule I)				1,096				per Call and	4,468	per Station			11,838	
SUPPORT SERVICES SUBTOTAL													<b>\$647,965</b>	
DIRECT CHARGES													<b>37,220</b>	
FIRE ENGINE USE AGREEMENT							36,250	each engine					<b>36,250</b>	1
<b>COOPERATIVE TRUCK AGREEMENT 12.5%</b>													<b>229,677</b>	12.5%
TOTAL STAFF COUNT														12.4
<b>NET ESTIMATED CITY BUDGET</b>													<b>\$3,108,456</b>	

1 Fire Stations		10.00	Assigned Staff
2,738 Number of Calls		0.29	Battalion Chief Support
5.67 Assigned Medic FTE		1.13	Indio Truck (12.5%)
3 Monitors/Defibs		** 11.13	Total Assigned Staff
1 Hazmat Stations			
5 Number of Hazmat Calls			

## EXHIBIT "A" Estimated Costs – through FY 2023/24

• FY 2021/22 - \$3,108,456	4.880 %
• FY 2022/23 - \$3,257,586	
• FY 2023/24 - <u>\$3,414,122</u>	4.885 %
<b>\$9,780,164</b>	

- ✓ Includes Desert Truck (Truck 86) shared with the Cities of Indio, La Quinta and Coachella. Share of personnel and truck maintenance costs are as follows –
  - Indio – 50%
  - La Quinta – 12.5%
  - Coachella – 12.5%
  - County of Riverside – 25%
  
- ✓ The Desert Truck cost for Coachella is included within the Cooperative Agreement of the Exhibit "A". The following estimates are provided for comparison purposes only –
  - ❖ FY 2021/22 - \$229,677
  - ❖ FY 2022/23 - \$241,036
  - ❖ FY 2023/24 - \$252,963
  - ❖ FY 2024/25 - \$265,486
  - ❖ FY 2025/26 - \$278,636



# Cooperative Ladder Truck Agreement – 12.5%



- ★ As part of the agreement, the City of Indio, City of La Quinta, the City of Coachella and the County of Riverside share the staffing\* cost of Truck 86.

\*It must be noted that the three Cities agreed to fund the cost of a replacement Truck 86 at the 10-year mark (May 2016)

- ★ On December 7, 2015, Truck 86 converted to paramedic firefighter staffing, thus providing full-time Advanced Life Support services to all neighboring areas, including the City of Coachella.

- ★ This ladder truck (Truck 86) is dispatched to any residential and commercial structure fire within the City of Coachella. It may also be utilized for aerial master streams, technical rescues, plus other specialized emergencies.

Essentially this provides the City with a specialty unit with four added firefighters on a daily basis.



Estimated Personnel Cost for Ladder Truck Services for FY 2020/21 is \$229,677.



## EXHIBIT "A" Cooperative Agreement

- ✓ Includes Fire Engine Use Agreement, referred to as Exhibit "C."
    - County will ensure a working fire engine is available when needed;
    - County is responsible for all maintenance and repairs of the fire engine;
    - When determined the fire engine is due for replacement, the County will purchase a new fire engine at an annual cost calculated at 1/20 of the replacement costs. The current replacement cost is \$725,000.
  
  - ✓ Includes 9-1-1 Dispatch and Command Center Support.
  - ✓ Includes Administrative and Operational Support Services.
  - ✓ Includes Paramedic Program Support and Equipment/Supply Upgrades.
  - ✓ Includes Battalion Chief Support.
  - ✓ Includes Apparatus/Fleet Support.
  - ✓ Includes Communications and Information Technology Support.
  - ✓ Includes Facility Support, Maintenance staff with associated operating costs.
  - ✓ Includes Hazardous Materials Response and Program Support.
  - ✓ Includes Volunteer Reserve and Fire Explorer Program Support.
-



# The Present and the Future

