

Coachella 107

Coachella, CA
Single Family Homes



Exterior Color Schemes *for Approval Only*

for



Elevations designed by
Internal Architect

2.19.21

NOTE: All photographs of stone, brick, masonry and roof tiles are for representation only - See actual samples for exact colors.

MBACC not responsible for manufacturer color printed materials being off from actual materials.

Coachella 107 at Coachella, CA
Pulte Homes
EXTERIOR COLOR SCHEMES DOCUMENT (ECS)

10.31.19 MBACI 10519aspen

STUCCO: OMEGA STUCCO - SAND FINISH
PAINT: SHERWIN WILLIAMS
ROOF: BORAL ROOFING
GARAGE DOORS: WAYNE DALTON GARAGE DOOR STANDARD

STONE: CORONADO STONE PRODUCTS
BRICK: CORONADO THIN BRICK
MORTAR: OBP MAC PLUS: STANDARD GREY
GUTTERS ONLY: RGS COLORS

A' ELEVATIONS				
COLOR SCHEME COLOR APPLICATION	A	1	2	3
STUCCO BODY PAINT MATCH FOR RENDERING/ BINDER PURPOSES ONLY		SW 0050 CLASSIC LIGHT BUFF	SW 7051 ANALYTICAL GRAY	SW 9112 SONG THRUSH
STUCCO BODY / ROLLED STUCCO FASCIA		5/8 -A872	3/4 -236	1551
STUCCO BODY ACCENT / INCLUDING GABLE ACCENT WHERE NOTATED	Red	SW 7051 ANALYTICAL GRAY	SW 7046 ANONYMOUS	SW 6103 TEA CHEST
FASCIA / EAVES / ALL TRIM	Green	SW 7040 SMOKEHOUSE	SW 7055 ENDURING BRONZE	SW 7036 ACCESSIBLE BEIGE
GARAGE DOORS: WAYNE DALTON STANDARD COLORS	Purple	DESERT TAN	TAUPE	DESERT TAN
FRONT DRS	Blue	SW 7621 SILVERMIST	SW 7701 CAVERN	SW 7679 GOLDEN GATE
SHUTTERS	Grey	SW 0047 STUDIO BLUE GREEN	SW 2803 ROOKWOOD TERRA COTTA	SW 6153 BRONZE PROTÉGÉ
DECORATIVE METAL & RAILINGS / ACCENT HINGES, RINGS ETC ON SHUTTERS	Black	SW 7069 IRON ORE	SW 7069 IRON ORE	SW 7069 IRON ORE
GUTTERS		RUSTIC BROWN	TERRATONE	BUCKSKIN BROWN
FULL 'S' ROOF TILE		1BCCS 6031 LA TERRA BLEND	1BCCS 0300 BRONZE PEARL	1BCCS 6160 AUTUMN BLEND
B' ELEVATIONS				
COLOR SCHEME COLOR APPLICATION	B	4	5	6
STUCCO BODY PAINT MATCH FOR RENDERING/ BINDER PURPOSES ONLY		SW 7541 GRECIAN IVORY	SW 7529 SAND BEACH	SW 7671 ON THE ROCKS
STUCCO BODY		1523	15	1/2 -414
FASCIA / EAVES / ALL TRIM	Green	SW 7562 ROMAN COLUMN	SW 7047 PORPOISE	SW 7546 PRAIRIE GRASS
GARAGE DOORS: WAYNE DALTON STANDARD COLORS	Purple	WHITE	TAUPE	DESERT TAN
ENTRY DOORS / SHUTTERS	Blue	SW 6258 TRICORN BLACK	SW 2735 ROCKWEED	SW 7061 NIGHT OWL
GUTTERS		HIGH GLOSS WHITE	TERRATONE	ADOBE TAN
FLAT SHAKE ROOF TILE		1FBCJ 1132 CHARCOAL BROWN	1FBCJ 3233 BROWN BLEND	1FBCJ 4598 FOREST GREEN BLEND
C' ELEVATIONS				
COLOR SCHEME COLOR APPLICATION	C	7	8	9
STUCCO BODY PAINT MATCH FOR RENDERING/ BINDER PURPOSES ONLY		SW 9165 GOSSAMER VEIL	SW 7045 INTELLECTUAL GRAY	SW 7528 WINDSOR GREIGE
STUCCO BODY		D26	1/4 A-876	A 216
FASCIA / EAVES / ALL TRIM / WOOD RAILS	Green	SW 7005 PURE WHITE	SW 6146 UMBER	SW 7526 MAISON BLANCHE
GABLE SIDING INSETS	Red	SW 7663 MONORAIL SILVER	SW 7564 POLAR BEAR	SW 6200 LINK GRAY
GARAGE DOORS: WAYNE DALTON STANDARD COLORS	Purple	WHITE	ALMOND	ALMOND
FRONT DRS / SHUTTERS	Blue	SW 6068 BREVITY BROWN	SW 7645 THUNDER GRAY	SW 7545 PIER
STONE VENEER		OLD WORLD LEDGESTONE: GREY QUARTZITE	OLD WORLD LEDGESTONE: ETOWAH	OLD WORLD LEDGESTONE: CAPE COD GREY
GUTTERS		HIGH GLOSS WHITE	BUCKSKIN BROWN	LIGHT PECAN
FLAT SLATE ROOF TILE		1FECY 4070 SEA PEARL BLEND	1FECY 3181 SMOKEY TOPAZ	1FECY 4072 SAHARA QUARTZ

All Colors and Materials are recommendations based solely upon aesthetic value for the exclusive internal use by SAID BUILDER. Any other use is prohibited.

Color schemes are exclusive property of MBACI. Any reuse of any C & M Selections other than at above said property must receive approval by MBACI.

MBACI shall not be held liable for any errors or product failure on manufacturers or contractor/subcontractors part in the field

(i.e. stucco, masonry, paint manufacturers errors, etc).

NOTE: MANDOORS & VENTS TO BE PAINTED ADJACENT COLOR - UNLESS OTHERWISE NOTED

NOTE: ALL PAINT BREAKS TO BE TURNED AND FINISHED AT INSIDE CORNERS, UNDER BALCONIES & CANTILEVERS UNLESS OTHERWISE NOTED

NOTE: SUBSTITUTIONS FOR ANY MATERIALS ARE NOT TO BE MADE WITHOUT THE FINAL APPROVAL FROM MBACI OFFICE.

NOTE: SIDE ENHANCED ELEVATIONS TO RECEIVE TYPICAL TREATMENTS AS FRONT ELEVATIONS. - SEE ELEVATIONS FOR COLOR PLACEMENT

**NOTE: STUCCO has been eye matched to paint by MBACI for rendering use only. Do not use this paint color in field or for an exact match to stucco.

NOTE: All photographs of stone, brick, masonry and roof tiles are for representation only - See actual samples for exact colors.

MBACI not responsible for manufacturer color printed materials being off from actual materials.








Coachella 107

Pulte Homes

Exterior Color Scheme

1

To be used on
'A' - Elevations

COLOR APPLICATION	MATERIAL SPECIFICATION	MATERIAL SAMPLE	Sherwin Williams Paint	Omega Stucco
<p>STUCCO BODY PAINT MATCH FOR RENDERING/ BINDER PURPOSES ONLY</p> <p>STUCCO BODY / ROLLED STUCCO FASCIA</p>	<p>SW 0050 CLASSIC LIGHT BUFF</p> <p>5/8 -A872</p>			
<p>STUCCO BODY ACCENT / INCLUDING GABLE ACCENT WHERE NOTATED</p>	<p>SW 7051 ANALYTICAL GRAY</p>			
<p>FASCIA / EAVES / ALL TRIM</p>	<p>SW 7040 SMOKEHOUSE</p>			
<p>GARAGE DOORS: WAYNE DALTON STANDARD COLORS</p>	<p>DESERT TAN</p>			
<p>FRONT DRS</p>	<p>SW 7621 SILVERMIST</p>			
<p>SHUTTERS</p>	<p>SW 0047 STUDIO BLUE GREEN</p>			
<p>METAL DETAILS</p>	<p>SW 7069 IRON ORE</p>			

Roof Material
BORAL Roofing Materials

**1BCCS 6031
LA TERRA BLEND**

Full S Profile










Coachella 107

Pulte Homes
Exterior Color Scheme

2

To be used on
'A' - Elevations

COLOR APPLICATION	MATERIAL SPECIFICATION	MATERIAL SAMPLE	Sherwin Williams Paint Omega Stucco
<p>STUCCO BODY PAINT MATCH FOR RENDERING/ BINDER PURPOSES ONLY</p> <p>STUCCO BODY / ROLLED STUCCO FASCIA</p>	<p>SW 7051 ANALYTICAL GRAY</p> <p>3/4 -236</p>		
<p>STUCCO BODY ACCENT / INCLUDING GABLE ACCENT WHERE NOTATED</p>	<p>SW 7046 ANONYMOUS</p>		
<p>FASCIA / EAVES / ALL TRIM</p>	<p>SW 7055 ENDURING BRONZE</p>		
<p>GARAGE DOORS: WAYNE DALTON STANDARD COLORS</p>	<p>TAUPE</p>		
<p>FRONT DRS</p>	<p>SW 7701 CAVERN</p>		
<p>SHUTTERS</p>	<p>SW 2803 RKWD TERRACOTTA</p>		
<p>METAL DETAILS</p>	<p>SW 7069 IRON ORE</p>		

Roof Material
BORAL Roofing Materials

**1BCCS 0300
BRONZE PEARL**

Full S Profile



Coachella 107

Pulte Homes
Exterior Color Scheme

3

To be used on
'A' - Elevations

COLOR APPLICATION	MATERIAL SPECIFICATION	MATERIAL SAMPLE	Sherwin Williams Paint	Omega Stucco
STUCCO BODY PAINT MATCH FOR RENDERING/ BINDER PURPOSES ONLY	SW 9112 SONG THRUSH			
STUCCO BODY / ROLLED STUCCO FASCIA	1551			
STUCCO BODY ACCENT / INCLUDING GABLE ACCENT WHERE NOTATED	SW 6103 TEA CHEST			
FASCIA / EAVES / ALL TRIM	SW 7036 ACCESSIBLE BEIGE			
GARAGE DOORS: WAYNE DALTON STANDARD COLORS	DESERT TAN			
FRONT DRS	SW 7679 GOLDEN GATE			
SHUTTERS	SW 6153 BRONZE PROTÉGÉ			
METAL DETAILS	SW 7069 IRON ORE			

Roof Material
BORAL Roofing Materials

**1BCCS 6160
AUTUMN BLEND**

Full S Profile







Coachella 107

Pulte Homes
Exterior Color Scheme

4


To be used on
'B' - Elevations

COLOR APPLICATION	MATERIAL SPECIFICATION	MATERIAL SAMPLE	Sherwin Williams Paint	Omega Stucco
<p>STUCCO BODY PAINT MATCH FOR RENDERING/ BINDER PURPOSES ONLY</p> <p>STUCCO BODY</p>	<p>SW 7541 GRECIAN IVORY</p> <p>1523</p>			
<p>FASCIA / EAVES / ALL TRIM</p>	<p>SW 7562 ROMAN COLUMN</p>			
<p>GARAGE DOORS: WAYNE DALTON STANDARD COLORS</p>	<p>WHITE</p>			
<p>ENTRY DOORS / SHUTTERS</p>	<p>SW 6258 TRICORN BLACK</p>			

Roof Material
BORAL Roofing Materials

1FBCJ 1132
CHARCOAL BROWN

Flat Shake Profile







Coachella 107

Pulte Homes
Exterior Color Scheme

5


To be used on
'B' - Elevations

COLOR APPLICATION	MATERIAL SPECIFICATION	MATERIAL SAMPLE	Sherwin Williams Paint	Omega Stucco
STUCCO BODY STUCCO BODY	STUCCO BODY PAINT MATCH FOR RENDERING/ BINDER PURPOSES ONLY SW 7529 SAND BEACH 15			
FASCIA / EAVES / ALL TRIM	SW 7047 PORPOISE			
GARAGE DOORS: WAYNE DALTON STANDARD COLORS	TAUPE			
ENTRY DOORS / SHUTTERS	SW 2735 ROCKWEED			

Roof Material
BORAL Roofing Materials

1FBCJ 3233
BROWN BLEND

Flat Shake Profile







Coachella 107

Pulte Homes
Exterior Color Scheme

6


To be used on
'B' - Elevations

COLOR APPLICATION	MATERIAL SPECIFICATION	MATERIAL SAMPLE	Sherwin Williams Paint	Omega Stucco
STUCCO BODY PAINT MATCH FOR RENDERING/ BINDER PURPOSES ONLY STUCCO BODY	SW 7671 ON THE ROCKS 1/2 -414			
FASCIA / EAVES / ALL TRIM	SW 7546 PRAIRIE GRASS			
GARAGE DOORS: WAYNE DALTON STANDARD COLORS	DESERT TAN			
ENTRY DOORS / SHUTTERS	SW 7061 NIGHT OWL			

Roof Material
BORAL Roofing Materials

1FBCJ 4598
FOREST GREEN BLEND

Flat Shake Profile









Coachella 107

Pulte Homes
Exterior Color Scheme

7

To be used on
'C' - Elevations







COLOR APPLICATION	MATERIAL SPECIFICATION	MATERIAL SAMPLE	Sherwin Williams Paint Omega Stucco
<p>STUCCO BODY PAINT MATCH FOR RENDERING/ BINDER PURPOSES ONLY</p> <p>STUCCO BODY</p>	<p>SW 9165 GOSSAMER VEIL</p> <p>D26</p>		
<p>FASCIA / EAVES / ALL TRIM</p>	<p>SW 7005 PURE WHITE</p>		
<p>GABLE SIDING INSETS</p>	<p>SW 7663 MONORAL SILVER</p>		
<p>GARAGE DOORS: WAYNE DALTON STANDARD COLORS</p>	<p>WHITE</p>		
<p>ENTRY DOORS / SHUTTERS</p>	<p>SW 6068 BREVITY BROWN</p>		
<p>MASONRY VENEER Coronado Stone Veneer</p> <p>OLD WORLD LEDGESTONE: GREY QUARTZITE</p> <p>Roof Material BORAL Roofing Materials</p> <p>1FECY 4070 SEA PEARL BLEND</p> <p>Flat Slate Profile</p>			

Coachella 107

Pulte Homes
Exterior Color Scheme

8

To be used on
'C' - Elevations







COLOR APPLICATION	MATERIAL SPECIFICATION	MATERIAL SAMPLE	Sherwin Williams Paint Omega Stucco
<p>STUCCO BODY PAINT MATCH FOR RENDERING/ BINDER PURPOSES ONLY</p> <p>STUCCO BODY</p>	<p>SW 7045 INTELLECTUAL GRAY</p> <p>1/4 A-876</p>		
<p>FASCIA / EAVES / ALL TRIM</p>	<p>SW 6146 UMBER</p>		
<p>GABLE SIDING INSETS</p>	<p>SW 7564 POLAR BEAR</p>		
<p>GARAGE DOORS: WAYNE DALTON STANDARD COLORS</p>	<p>ALMOND</p>		
<p>ENTRY DOORS / SHUTTERS</p>	<p>SW 7645 THUNDER GRAY</p>		
<p>MASONRY VENEER Coronado Stone Veneer</p> <p>OLD WORLD LEDGESTONE: ETOWAH</p> <p>Roof Material BORAL Roofing Materials</p> <p>1FECY 3181 SMOKEY TOPAZ Flat Slate Profile</p>			

Coachella 107

Pulte Homes
Exterior Color Scheme

9

To be used on
'C' - Elevations

COLOR APPLICATION	MATERIAL SPECIFICATION	MATERIAL SAMPLE	Sherwin Williams Paint Omega Stucco
<p>STUCCO BODY PAINT MATCH FOR RENDERING/ BINDER PURPOSES ONLY</p> <p>STUCCO BODY</p>	<p>SW 7528 WINDSOR GREIGE</p> <p>A 216</p>		
<p>FASCIA / EAVES / ALL TRIM</p>	<p>SW 7526 MAISON BLANCHE</p>		
<p>GABLE SIDING INSETS</p>	<p>SW 6200 LINK GRAY</p>		
<p>GARAGE DOORS: WAYNE DALTON STANDARD COLORS</p>	<p>ALMOND</p>		
<p>ENTRY DOORS / SHUTTERS</p>	<p>SW 7545 PIER</p>		
<p>MASONRY VENEER Coronado Stone Veneer</p> <p>OLD WORLD LEDGESTONE: CAPE COD GREY</p>			
<p>Roof Material BORAL Roofing Materials</p> <p>1FECY 4072 SAHARA QUARTZ</p> <p>Flat Slate Profile</p>	