



RIVERSIDE
COUNTY
TRANSPORTATION
COMMISSION

2024 DRAFT TRAFFIC RELIEF PLAN

Coachella City Council |

March 27, 2024

Anne Mayer, Executive Director

Aaron Hake, Deputy Executive Director

RCTC - Providing Transportation Solutions To Connect Our Communities

- County-wide transportation improvements
- Measure A
- Support Metrolink, RTA, SunLine & other transit operators
- Toll operations



RCTC is Your Team



Interchanges



Transit Agency Operations
Funding



Highway



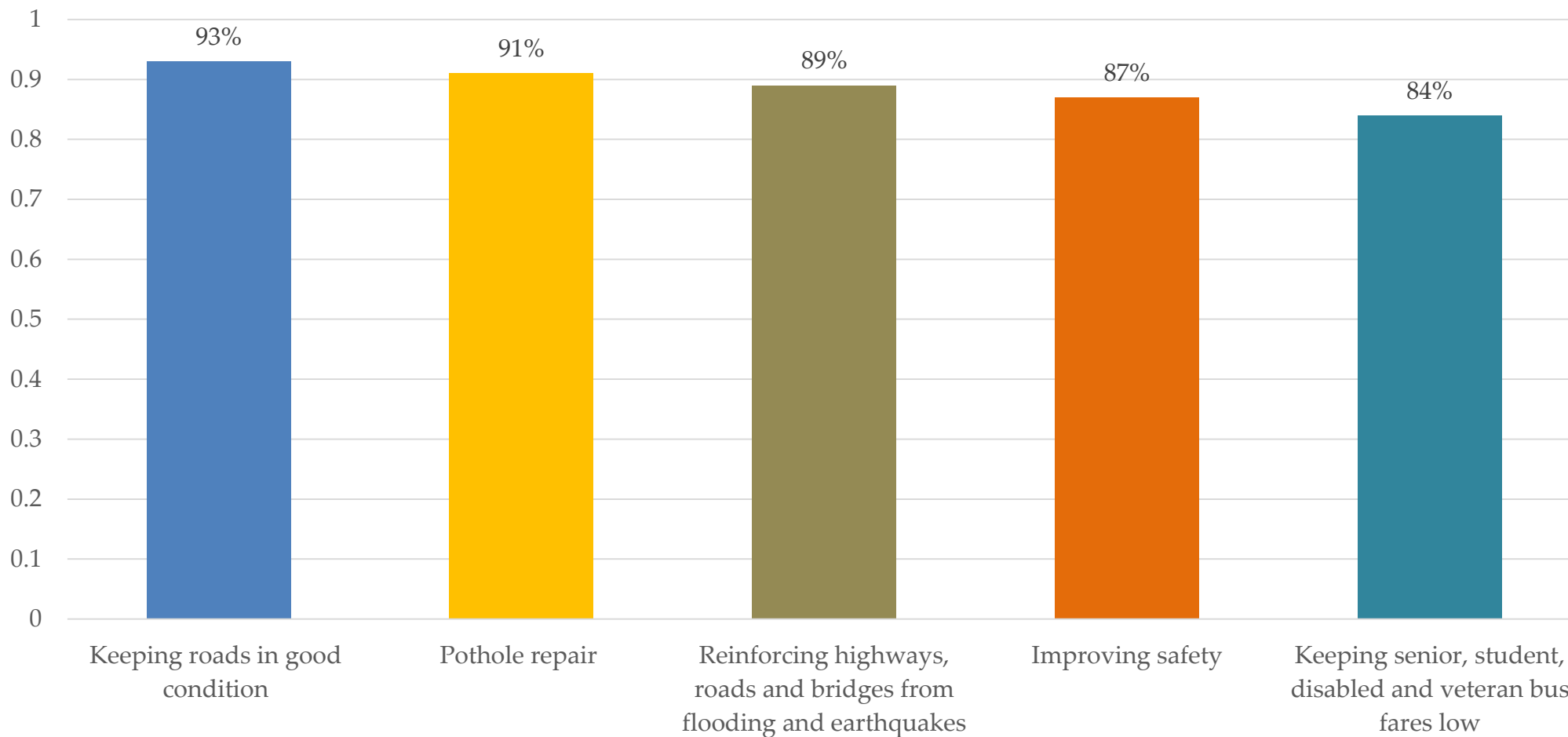
Local Streets & Roads



Coachella Valley Rail

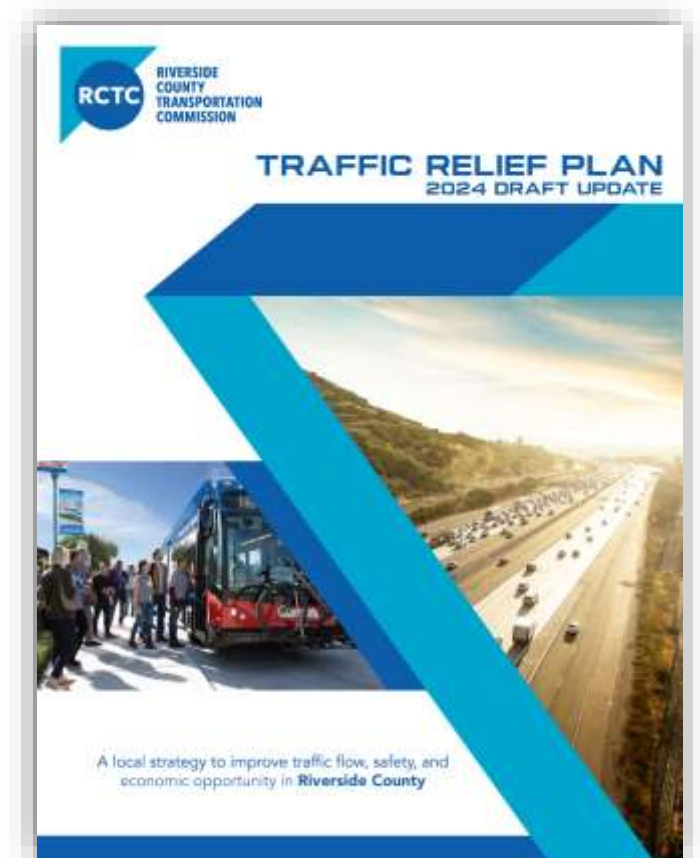
2023 Public Survey

Coachella Valley residents' transportation priorities ranking (very or somewhat important)



2024 Draft Traffic Relief Plan: Looking Forward

- **Identifies County-wide** transportation projects and services
- Developed from public input
- **Billions of dollars** in transportation investment
- Updates the 2020 Commission-adopted TRP
- NOT funded: Unless approved by voters



Coachella Valley

- CVAG administers funding distribution
- Transportation Project Prioritization Study (TPPS)
- VMT mitigation, support TOD/housing, CVMSHCP
- Projects funding for multiple categories



Highways



Regional
Connections



Active
Transportation



Public
Transportation



Safe Streets
& Roads



Flood &
Blowsand
Control



Commuter
Assistance



Environmental
Mitigation

TRP Example Projects



Highways

- Improve connections to I-10, Highway 111 and SR-86



Safe Streets & Roads

- Pothole repairs and road maintenance
- Local safety improvements, and traffic management systems



Public Transportation

- Coachella Valley Rail
- Transit priority lanes, zero-emission buses, bus shelters and improving access and affordability



Flood & Blowsand Control

- Bridges, regional resilient infrastructure and flood control investments on:
 - Indian Canyon, Gene Autry Trail, Dillon Road, and Box Canyon Drive



Regional Connections

- I-10 bypass
- Avenue 50
- SR-86



Active Transportation

- CV Link extensions and Palm Desert Link
- Complete streets and multi-modal connections



Environmental Mitigation

- Preserve Coachella Valley's natural areas
- Coachella Valley Multiple Species Habitat Conservation Plan (CVMSHCP)



Commuter Assistance

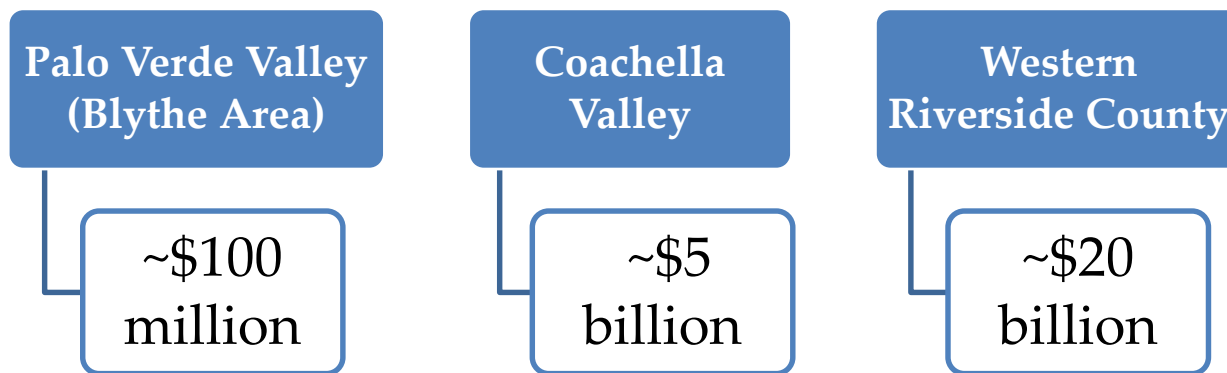
- Freeway Service Patrol on I-10
- Employer partnerships

Economic Impact & Regional Investment

Over 30 years:

Revenue Scenario	TRP Estimated Investment	Jobs Supported	Workforce Income	Economic Output
One-Cent	\$25 billion	168,000*	\$10.9 billion**	\$30.9 billion**

Ensure revenues raised in each region stay there



Note: Totals may not add due to rounding

*Jobs Supported = An Industry-specific mix of full-time, part-time, and seasonal employment that are supported by project expenditures this includes Direct, Induced, and Indirect Jobs supported

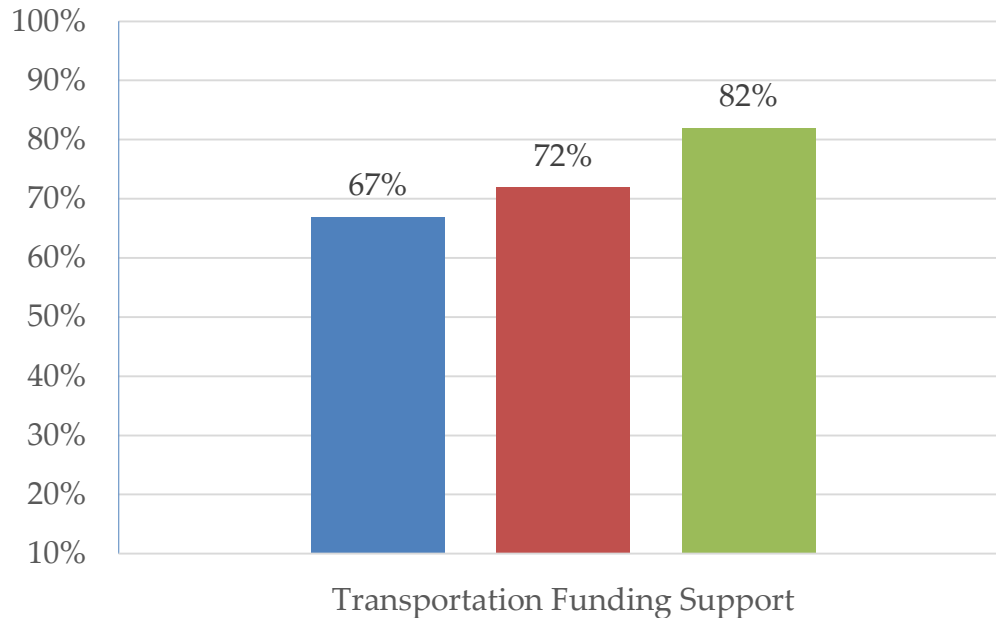
** Direct, Induced, and Indirect Impact total

Accountability to Taxpayers

- Independent audits and mandatory reviews
- *Local Voice. Local Control* – No funds to be diverted to Sacramento or Washington D.C.
- No more than 1% can be used for administrative salaries



2023 Public Survey



- Support for funding measure: Riverside County Voters
- Support for funding measure: Coachella, Indio, La Quinta and surrounding area voters
- Great or some need for funding

67% of Riverside County voters initially support a transportation funding measure

72% of Coachella, Indio, La Quinta and surrounding area voters initially support transportation funding measure

82% of Riverside County voters see a need for transportation funding

Your Voice. Your Plan.

Submit your feedback!

TrafficReliefPlan.Org



rctc.org



951-787-7141



trafficreliefplan@rctc.org

   @theRCTC



TrafficReliefPlan.org