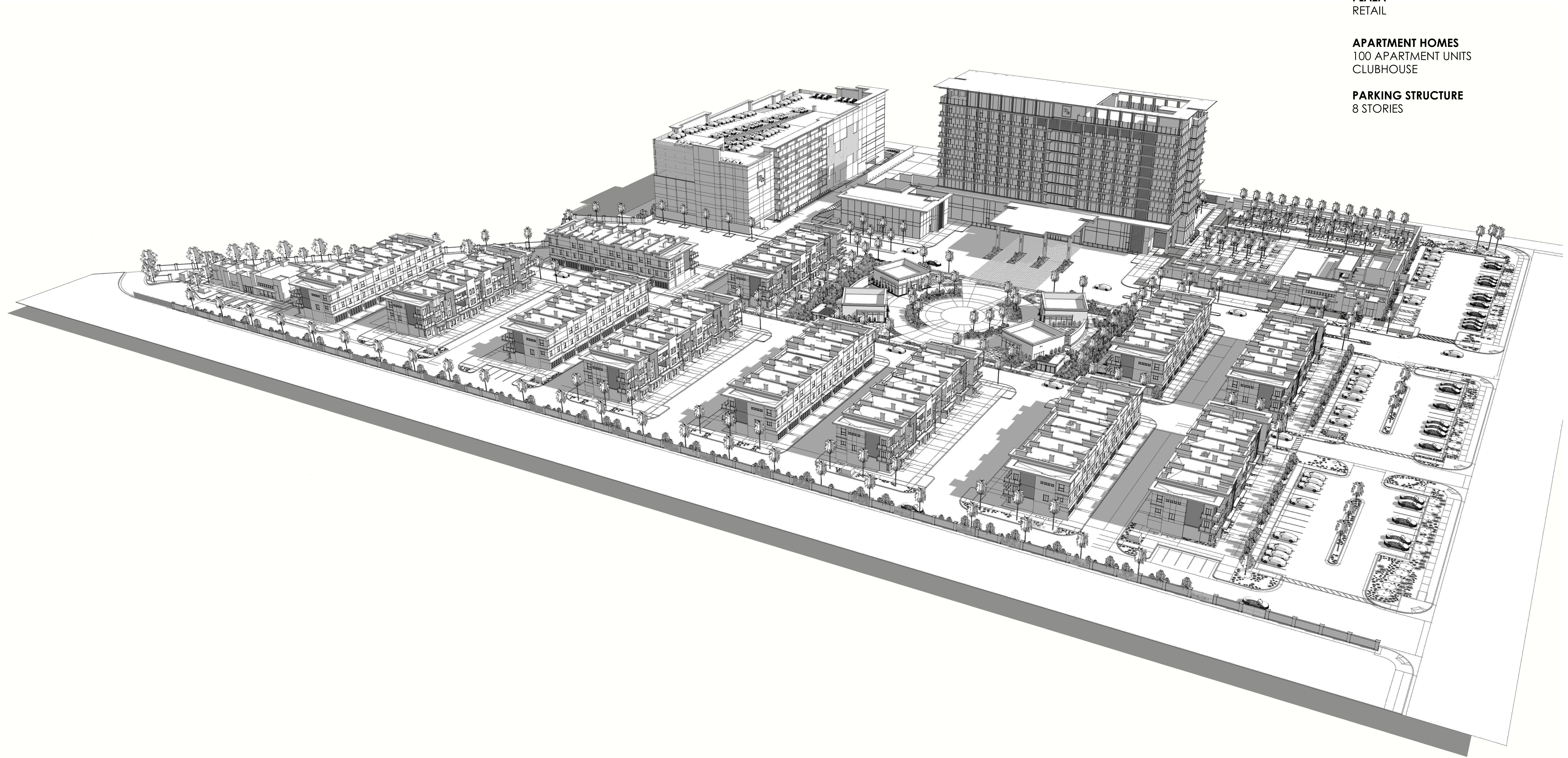


# OZARA

HOTEL • LUXURY APARTMENTS • RETAIL  
ARCHITECTURAL DESIGN REVIEW PACKAGE

City of Coachella • Riverside County • CALIFORNIA  
Project Case Number: TTM 37040, CUP 266, AR 16-03




**MASTER INDEX:**

**HOTEL**  
HOTEL BACK OF HOUSE  
FITNESS CENTER  
POOL KITCHEN / BOH  
POOL BAR  
POOL RESTROOM  
PUMP HOUSE

**PLAZA**  
RETAIL

**APARTMENT HOMES**  
100 APARTMENT UNITS  
CLUBHOUSE

**PARKING STRUCTURE**  
8 STORIES



**NATIONAL**  
ENGINEERING & CONSULTING, INC.  
30 THOMAS IRVINE, CA 92618-2703  
PHONE: (949) 716-9990 | FAX: (949) 716-9997

STAMP:

**COPYRIGHT:**  
COPYRIGHT NOTICE:  
COPYRIGHT IS RETAINED BY NATIONAL  
ENGINEERING & CONSULTING INC. FROM THE  
DATE OF ISSUANCE OF THESE DOCUMENTS.  
DUPLICATION OF THESE DOCUMENTS OR THE  
BUILT-WORK REPRESENTED BY THEM IS  
PROHIBITED WITHOUT THE EXPRESS WRITTEN  
CONSENT NATIONAL ENGINEERING &  
CONSULTING INC.

CLIENT:

OWNER:

PROJECT:

**OZARA**  
HOTEL AND RESORT  
DEVELOPMENT

**JOB NUMBER**

#	DESCRIPTION	DATE
90%	S.D.	2023.07.31
	ARCHITECTURAL REVIEW	2024.01.25

Plot Date: Jan 25, 2024 - 6:09pm


SHEET TITLE:

**COVER SHEET**

SHEET NO:

**C1**





# OZARA

## HOTEL AND RESORT

### SCHEMATIC DESIGN AND DEVELOPMENT

City of Coachella • Riverside County • CALIFORNIA



STAMP:

ABBREVIATIONS	SYMBOLS LEGEND	PROJECT DIRECTORY	PROJECT DATA	SHEET INDEX	SHEET INDEX																																																																																																			
<p><b>ARCHITECT:</b> NATIONAL ENG. &amp; CONSULTING, INC. 30 THOMAS IRVINE, CA 92618 Phone: 949-716-9990 Fax: 949-716-9997 Contact: Jonathan Warner Email: jonathan.warner@nationaleng.com</p>	<p><b>LEGAL JURISDICTION:</b> City of Coachella, Riverside County, CA.</p> <p><b>BUILDING CODE:</b> Building Code: List applicable building codes the following codes are in effect for this project. 2022 California Administrative Code, (CAC) Title 24 - Part I. 2022 California Building Code, (CBC) Title 24 - Part 2. Base on 2018 International Building Code, (IBC). 2022 California Electrical Code, (CEC) Title 24 - Part 3. Base on 2017 National Electrical Code, (NEC). 2022 California Mechanical Code, (CMC) Title 24 - Part 4. Base on 2018 Uniform Mechanical Code, (UMC). 2022 California Plumbing Code, (CPC) Title 24 - Part 5. Base on 2018 Uniform Plumbing Code, (UPC). 2022 California Energy Code, (CEC) Title 24 - Part 6. Base on 2018 International Energy Conservation Code, (IECC). 2022 California Historical Building Code, (HBC) Title 24 - Part 8. Base on 2018 International Existing Building Code, (IEBC). 2022 California Fire Code, (CFC) Title 24 - Part 9. Base on 2018 International Fire Code, (IFC). 2022 California Existing Building Code, (EBC) Title 24 - Part 10. Base on 2018 International Existing Building Code, (IEBC). 2022 California Green Building Standards Code, (CAL Green) Title 24 - Part II. 2022 California Referenced Standards, Title 24 - Part 12.</p> <p>State of California Codes are based on 2018 International Building Code (IBC) with City/County Amendments.</p> <p><b>SCOPE OF WORK:</b></p> <p><b>HOTEL TOWER</b> Construction Type: Type I-B Occupancy Group: Mixed-Use Sprinklered: See Code Analysis Number of Stories: 11</p> <p><b>HOTEL BACK OF HOUSE</b> Construction Type: Type I-B Occupancy Group: Mixed-Use Sprinklered: See Code Analysis Number of Stories: 2</p>	<p><b>LEGAL DESCRIPTION</b></p>	<table border="1" style="width: 100%; border-collapse: collapse;"> <thead> <tr> <th style="width: 10%;">DRAWN BY</th> <th style="width: 10%;">CHECKED BY</th> <th style="width: 10%;">DATE</th> <th style="width: 10%;">DESCRIPTION</th> </tr> </thead> <tbody> <tr> <td>JJ</td> <td>JW / JL</td> <td>2023.07.31</td> <td>Schematic Design</td> </tr> </tbody> </table> <table border="1" style="width: 100%; border-collapse: collapse;"> <thead> <tr> <th style="width: 10%;">SHEET NUMBER</th> <th style="width: 40%;">DRAWING DESCRIPTION</th> <th style="width: 10%;">DATE</th> <th style="width: 10%;">STATUS</th> </tr> </thead> <tbody> <tr> <td colspan="4"><b>ARCHITECTURAL</b></td> </tr> <tr> <td>T101</td> <td>Hotel - Title Sheet</td> <td></td> <td>●</td> </tr> <tr> <td>T102</td> <td>Hotel - Rendering</td> <td></td> <td>●</td> </tr> <tr> <td>T103</td> <td>Hotel - Rendering</td> <td></td> <td>●</td> </tr> <tr> <td>A101</td> <td>Hotel - Site Plan</td> <td></td> <td>●</td> </tr> <tr> <td>A102</td> <td>Hotel - Site Plan - Enlarged Site Plan</td> <td></td> <td>●</td> </tr> <tr> <td>A301</td> <td>Hotel - Level 1 - Building Floor Plan</td> <td></td> <td>●</td> </tr> <tr> <td>A302</td> <td>Hotel - Level 2 - Building Floor Plan</td> <td></td> <td>●</td> </tr> <tr> <td>A303</td> <td>Hotel - Level 3 - Building Floor Plan</td> <td></td> <td>●</td> </tr> <tr> <td>A304</td> <td>Hotel - Level 4 - Building Floor Plan</td> <td></td> <td>●</td> </tr> <tr> <td>A305</td> <td>Hotel - Level 5 - Building Floor Plan</td> <td></td> <td>●</td> </tr> <tr> <td>A306</td> <td>Hotel - Level 6 - Building Floor Plan</td> <td></td> <td>●</td> </tr> <tr> <td>A307</td> <td>Hotel - Level 7 - Building Floor Plan</td> <td></td> <td>●</td> </tr> <tr> <td>A308</td> <td>Hotel - Level 8 - Building Floor Plan</td> <td></td> <td>●</td> </tr> <tr> <td>A309</td> <td>Hotel - Level 9 - Building Floor Plan</td> <td></td> <td>●</td> </tr> <tr> <td>A310</td> <td>Hotel - Level 10 - Building Floor Plan</td> <td></td> <td>●</td> </tr> <tr> <td>A311</td> <td>Hotel - Level 11 - Building Floor Plan</td> <td></td> <td>●</td> </tr> <tr> <td>A401</td> <td>Hotel - Exterior Elevations - North</td> <td></td> <td>●</td> </tr> <tr> <td>A402</td> <td>Hotel - Exterior Elevations - West</td> <td></td> <td>●</td> </tr> <tr> <td>A403</td> <td>Hotel - Exterior Elevations - South</td> <td></td> <td>●</td> </tr> <tr> <td>A404</td> <td>Hotel - Exterior Elevations - East</td> <td></td> <td>●</td> </tr> <tr> <td>A501</td> <td>Hotel - Building Sections</td> <td></td> <td>●</td> </tr> </tbody> </table>	DRAWN BY	CHECKED BY	DATE	DESCRIPTION	JJ	JW / JL	2023.07.31	Schematic Design	SHEET NUMBER	DRAWING DESCRIPTION	DATE	STATUS	<b>ARCHITECTURAL</b>				T101	Hotel - Title Sheet		●	T102	Hotel - Rendering		●	T103	Hotel - Rendering		●	A101	Hotel - Site Plan		●	A102	Hotel - Site Plan - Enlarged Site Plan		●	A301	Hotel - Level 1 - Building Floor Plan		●	A302	Hotel - Level 2 - Building Floor Plan		●	A303	Hotel - Level 3 - Building Floor Plan		●	A304	Hotel - Level 4 - Building Floor Plan		●	A305	Hotel - Level 5 - Building Floor Plan		●	A306	Hotel - Level 6 - Building Floor Plan		●	A307	Hotel - Level 7 - Building Floor Plan		●	A308	Hotel - Level 8 - Building Floor Plan		●	A309	Hotel - Level 9 - Building Floor Plan		●	A310	Hotel - Level 10 - Building Floor Plan		●	A311	Hotel - Level 11 - Building Floor Plan		●	A401	Hotel - Exterior Elevations - North		●	A402	Hotel - Exterior Elevations - West		●	A403	Hotel - Exterior Elevations - South		●	A404	Hotel - Exterior Elevations - East		●	A501	Hotel - Building Sections		●	<p><b>LEGAL DESCRIPTION</b></p>
DRAWN BY	CHECKED BY	DATE	DESCRIPTION																																																																																																					
JJ	JW / JL	2023.07.31	Schematic Design																																																																																																					
SHEET NUMBER	DRAWING DESCRIPTION	DATE	STATUS																																																																																																					
<b>ARCHITECTURAL</b>																																																																																																								
T101	Hotel - Title Sheet		●																																																																																																					
T102	Hotel - Rendering		●																																																																																																					
T103	Hotel - Rendering		●																																																																																																					
A101	Hotel - Site Plan		●																																																																																																					
A102	Hotel - Site Plan - Enlarged Site Plan		●																																																																																																					
A301	Hotel - Level 1 - Building Floor Plan		●																																																																																																					
A302	Hotel - Level 2 - Building Floor Plan		●																																																																																																					
A303	Hotel - Level 3 - Building Floor Plan		●																																																																																																					
A304	Hotel - Level 4 - Building Floor Plan		●																																																																																																					
A305	Hotel - Level 5 - Building Floor Plan		●																																																																																																					
A306	Hotel - Level 6 - Building Floor Plan		●																																																																																																					
A307	Hotel - Level 7 - Building Floor Plan		●																																																																																																					
A308	Hotel - Level 8 - Building Floor Plan		●																																																																																																					
A309	Hotel - Level 9 - Building Floor Plan		●																																																																																																					
A310	Hotel - Level 10 - Building Floor Plan		●																																																																																																					
A311	Hotel - Level 11 - Building Floor Plan		●																																																																																																					
A401	Hotel - Exterior Elevations - North		●																																																																																																					
A402	Hotel - Exterior Elevations - West		●																																																																																																					
A403	Hotel - Exterior Elevations - South		●																																																																																																					
A404	Hotel - Exterior Elevations - East		●																																																																																																					
A501	Hotel - Building Sections		●																																																																																																					
<p><b>SEPARATE PERMITS</b></p>	<p><b>VICINITY MAP</b></p>	<p><b>PROJECT LOCATION</b></p>																																																																																																						

**COPYRIGHT:**  
COPYRIGHT IS RETAINED BY NATIONAL ENGINEERING & CONSULTING INC. FROM THE DATE OF ISSUANCE OF THESE DOCUMENTS. DUPLICATION OF THESE DOCUMENTS OR THE BUILT-WORK REPRESENTED BY THEM IS PROHIBITED WITHOUT THE EXPRESS WRITTEN CONSENT OF NATIONAL ENGINEERING & CONSULTING INC.

CLIENT:

OWNER:

PROJECT:

## OZARA

### HOTEL AND RESORT DEVELOPMENT

JOB NUMBER		
#	DESCRIPTION	DATE
90%	S.D.	2023.07.31
	ARCHITECTURAL REVIEW	2024.01.25


Plot Date: Jan 25, 2024 - 6:13pm

SHEET TITLE:

**TITLE SHEET**

SHEET NO:


# T101



# OZARA HOTEL

ARCHITECTURAL DESIGN REVIEW PACKAGE

City of Coachella • Riverside County • CALIFORNIA  
Project Case Number: TTM 37040, CUP 266, AR 16-03



**NATIONAL**  
ENGINEERING & CONSULTING, INC.  
30 THOMAS IRVINE, CA 92618-2703  
PHONE: (949) 716-9990 | FAX: (949) 716-9997

STAMP:

**COPYRIGHT:**  
COPYRIGHT NOTICE:  
COPYRIGHT IS RETAINED BY NATIONAL  
ENGINEERING & CONSULTING, INC. FROM THE  
DATE OF ISSUANCE OF THESE DOCUMENTS.  
DUPLICATION OF THESE DOCUMENTS OR THE  
BUILT-WORK REPRESENTED BY THEM IS  
PROHIBITED WITHOUT THE EXPRESS WRITTEN  
CONSENT NATIONAL ENGINEERING &  
CONSULTING, INC.

CLIENT:

OWNER:

PROJECT:

**OZARA**  
HOTEL AND RESORT  
DEVELOPMENT

JOB NUMBER

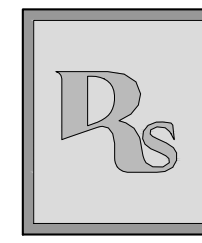
#	DESCRIPTION	DATE
90%	S.D.	2023.07.31
	ARCHITECTURAL REVIEW	2024.01.25

Plot Date: Jan 25, 2024 - 6:14pm

SHEET TITLE:

SHEET NO:



**T102**



# OZARA HOTEL

ARCHITECTURAL DESIGN REVIEW PACKAGE

City of Coachella • Riverside County • CALIFORNIA  
Project Case Number: TTM 37040, CUP 266, AR 16-03



**NATIONAL**  
ENGINEERING & CONSULTING, INC.  
30 THOMAS IRVINE, CA 92618-2703  
PHONE: (949) 716-9990 | FAX: (949) 716-9997

STAMP:

**COPYRIGHT:**  
COPYRIGHT NOTICE:  
COPYRIGHT IS RETAINED BY NATIONAL  
ENGINEERING & CONSULTING, INC. FROM THE  
DATE OF ISSUANCE OF THESE DOCUMENTS.  
DUPLICATION OF THESE DOCUMENTS OR THE  
BUILT-WORK REPRESENTED BY THEM IS  
PROHIBITED WITHOUT THE EXPRESS WRITTEN  
CONSENT NATIONAL ENGINEERING &  
CONSULTING, INC.

CLIENT:

OWNER:

PROJECT:

**OZARA**  
HOTEL AND RESORT  
DEVELOPMENT

JOB NUMBER

#	DESCRIPTION	DATE
90%	S.D.	2023.07.31
	ARCHITECTURAL REVIEW	2024.01.25

Plot Date: Jan 25, 2024 - 6:15pm

SHEET TITLE:

SHEET NO:

**T103**

OZARA APARTMENTS PROJECT INFORMATION	
PROJECT ADDRESS:	NE CORNER OF TYLER ST & VISTA DEL NORTE, COACHELLA, CA 92263
ASSESSOR'S PARCEL NO.:	601-620-012 & 601-620-014
ZONING:	C-T, PUD - COMMERCIAL TOURIST PLANNED UNIT DEVELOPMENT
GENERAL PLAN LAND USE:	GENERAL NEIGHBORHOOD
GENERAL PLAN SUBAREA:	12 - NORTH DILLON ROAD
LOT SIZE:	351,529 SF - 8.07 ACRES - (601-620-012) 457,380 SF - 10.50 ACRES - (601-620-014)
TOTAL:	808,909 SF - 18.57 ACRES
PROPOSED FLOOR AREA:	236,788 S.F.
ALLOWABLE FLOOR AREA RATIO:	X.XX PER CUP NO. 266
ACTUAL FLOOR AREA RATIO:	0.33
HEIGHT LIMIT:	152 FT PER CUP NO. 266
PROPOSED HEIGHT:	42 FT
REQUIRED SETBACKS:	FRONT YARD - 15'-0" SIDE YARD - NONE REQUIRED REAR YARD - NONE REQUIRED
CONSTRUCTION TYPE:	TYPE V-A, (FULLY SPRINKLERED)
OCCUPANCY AREAS:	TEN (10) APARTMENT BLDGS - MULTY FAMILY RESIDENTIAL 236,788 S.F. R-2 BUILDING 900 21,161 S.F. R-2 BUILDING 900 21,161 S.F. R-2 BUILDING 900 21,161 S.F. R-2 BUILDING 900 21,161 S.F. R-2 BUILDING 800 19,018 S.F. R-2 BUILDING 800 19,018 S.F. R-2 BUILDING 800 19,018 S.F. R-2 BUILDING 800 19,018 S.F. R-2 BUILDING 800 19,018 S.F. R-2 BUILDING 800 19,018 S.F. R-2 BUILDING 800 19,018 S.F. R-2 BUILDING 800 19,018 S.F. R-2 BUILDING 800 19,018 S.F. A-3 APT. CLUBHOUSE BUILDING 3,342 S.F.
ALLOWABLE BUILDING HEIGHT:	70' - 2022 CBC; TABLE 504.3
PROPOSED BUILDING HEIGHT:	42'
ALLOWABLE BUILDING AREA:	36,000 S.F. - 2022 CBC; TABLE 506.2
PROPOSED BUILDING AREA:	BUILDINGS 800 = 19,081 S.F.
PROPOSED BUILDING AREA:	BUILDINGS 900 = 21,162 S.F.
ALLOWABLE NUMBER OF STORIES:	4 - 2022 CBC; TABLE 504.4
PROPOSED NUMBER OF STORIES:	3
BUILDING ELEMENT FIRE RATING:	PRIMARY STRUCTURAL FRAME 1HR BEARING WALLS, EXTERIOR 1HR BEARING WALLS, INTERIOR 1HR NONBEARING WALLS & PARTITIONS, EXTERIOR 1HR NONBEARING WALLS & PARTITIONS, INTERIOR 0HR FLOOR CONSTRUCTION & ASSOCIATED SECONDARY STRUCTURAL MEMBERS 1HR ROOF CONSTRUCTION & ASSOCIATED SECONDARY STRUCTURAL MEMBERS 1HR SEPARATION BETWEEN R-2 UNITS 1HR ENCLOSED GARAGE SEPARATION FROM UNIT 1HR
FIRE SEPARATION DISTANCE & EXTERIOR WALL REQUIREMENTS BY DISTANCE PER OCCUPANCY:	TYPE V-A CONSTRUCTION X<5' (M=2HR) (A,B,R=1HR) 5'=X<10' (M=1HR) (A,B,R=1HR) 10'=X<30' (M=1HR) (A,B,R=1HR) X=30' (M=0HR) (A,B,R=0HR)
2022 CBC; TABLE 705.5	
SPRINKLER SYSTEM:	NFPA 13
STANDPIPE:	CLASS I
OCCUPANT LOAD:	
WIDTHS OF STAIRWAYS:	44" MIN. > 50 OCCUPANT LOAD 36" MIN. < 50 OCCUPANT LOAD

HOTEL AND APRTMENTS PROJECT PARKING ANALYSIS							
City of Coachella - Municipal Code Section 17.54.010C:							
4k. Hotels and Motels. One space per room or suite, plus one space per every three employees on the largest work shift, plus one space per three persons to the maximum capacity of each public meeting and/or banquet room, plus fifty (50) percent of the spaces otherwise required for accessory uses (e.g. restaurants and bars).							
*Accessory Uses to the Hotel:							
4m. - Restaurants and Other Eating, Drinking and Food Establishments. One space for each forty-five (45) square feet of customer area, plus one space for each two hundred (200) square feet of noncustomer area.							
ASSUMPTIONS & INTERPRETATION:							
1. All "Non-guest Areas" - Back of House (BOH) - Service areas, house keeping, kitchen(s), storage, warehouse, etc. have been classed and calculated with one space per every three employees on the largest shift (as outlined above in Section 4k.)							
2. Pool areas are assumed to be part of the hotel calculation in Section 4land no additional parking has been included.							
3. The "Work Suite" - is for hotel guests only, so no additional parking has been included.							
4. The "Banquet Balcony" has been excluded as it is a pre/post-function space for the occupants in the Banquet Hall calculated per Section 4k.							
LEVEL	USE	AREA/ QUANTITY	OCCUPANCY LOAD FACTOR	OCCUPANTS	PARKING LOAD FACTOR	OCCUPANTS	PARKING SPACES REQUIRED
10TH LEVEL	ACCESSORY USES (RESTAURANTS)	6198	1 : 45	137.73	1 SPACE PER 2	OCCUPANTS	68.87
10TH LEVEL	ACCESSORY USES (SPA - BUSINESS)	7134	1 : 100	71.34	1 SPACE PER 2	OCCUPANTS	35.67
9TH LEVEL	ROOMS/SUITES	28	-	-	1 SPACE PER 1	ROOMS/SUITE	28.00
8TH LEVEL	ROOMS/SUITES	28	-	-	1 SPACE PER 1	ROOMS/SUITE	28.00
7TH LEVEL	ROOMS/SUITES	28	-	-	1 SPACE PER 1	ROOMS/SUITE	28.00
6TH LEVEL	ROOMS/SUITES	28	-	-	1 SPACE PER 1	ROOMS/SUITE	28.00
5TH LEVEL	ROOMS/SUITES	28	-	-	1 SPACE PER 1	ROOMS/SUITE	28.00
4TH LEVEL	ROOMS/SUITES	28	-	-	1 SPACE PER 1	ROOMS/SUITE	28.00
3TH LEVEL	ROOMS/SUITES	28	-	-	1 SPACE PER 1	ROOMS/SUITE	28.00
2ND LEVEL	ACCESSORY USES (BANQUET HALL)	6823	1 : 15	454.87	1 SPACE PER 3	OCCUPANTS	151.62
	ACCESSORY USES (GAMING FLOOR)	9745	1 : 11	885.91	1 SPACE PER 2	OCCUPANTS	442.95
	ACCESSORY USES (FITNESS CENTER)	2700	1 : 50	54.00	1 SPACE PER 2	OCCUPANTS	27.00
GROUND LEVEL	ACCESSORY USES (RETAIL)	2535	1 : 60	42.25	1 SPACE PER 2	OCCUPANTS	21.13
	ACCESSORY USES (RESTAURANTS) & BAR)	9750	1 : 45	216.67	1 SPACE PER 2	OCCUPANTS	108.33
	ACCESSORY USES (FITNESS CENTER)	3800	1 : 50	76.00	1 SPACE PER 2	OCCUPANTS	38.00
	EMPLOYEES	-	-	200.00	1 SPACE PER 3	OCCUPANTS	66.67
HOTEL TOTAL				2,138.77			1,156.24
APARTMENTS	RESIDENTIAL APARTMENTS	100 UNITS		2.33	SPACE PER 1	UNIT	233.00
CLUBHOUSE	ACCESSORY USE	3342	1 : 35	107.00	1 SPACE PER 3	OCCUPANTS	36.00
RETAIL PLAZA	RETAIL	6400	1 : 60	106.67	1 SPACE PER 2	OCCUPANTS	53.83
							1,478.57
TYPE OF PARKING SPACES							
TOTAL STANDARD PARKING SPACES							
VAN ACCESSIBLE SPACES							
STANDARD ACCESSIBLE SPACES							
EV CAPABLE SPACES (NO EVSE) 20%							
EV CAPABLE SPACES EVSE							
BICYCLE SPACES REQ'D 5% OF TOTAL PARKING SPACES							
EV CAPABLE SPACES							
NUMBER OF REQUIRED EV CAPABLE SPACES (20% OF REQUIRED PARKING SPACES)							
NUMBER OF EVCS (EV CAPABLE SPACES PROVIDED W/ EVSE) (25% OF EV CAPABLE SPACES)							
The number of required EVCS (EV capable spaces provided with EVSE) count toward the total number of required EV capable spaces.							

HOTEL FLOOR AREAS CALCULATIONS											
LEVEL 1	AREA SF	LEVEL 2	AREA SF	LEVEL 3	AREA SF	LEVEL 4 TROUGH 9	AREA SF	LEVEL 10	AREA SF	LEVEL 11	AREA SF
LOBBY RECEPTION AREA	4,434.00	WORK CENTER	1,311.00								
RECEPTION DESK AND		BALLROOM SPACE	6,823.00								
RECEPTION ADMIN AREAS	983.00	BALLROOM STORAGE	799.00								
RECEPTION STORAGE	312.00	BALLROOM TERRACE	1,531.00								
LOBBY BAR	2,592.00	PREFUNCTION SPACE	2,589.00							BAR	200.00
BAR BOH	842.00	CARD ROOM SPACE	9,745.00								
COFFEE SHOP	1,654.00	CARD ROOM BOH	1,449.00					SPA	7,134.00	KITCHEN	2,533.00
COFFEE SHOP BOH	207.00	KITCHEN SPACE	1,314.00							POOL AREA	7,992.00
RETAIL	2,535.00	CORE STORAGE SPACE	463.00							RESTAURANT W/ TERRACE	6,198.00
BOH OFFICE AREAS	926.00										
RESTAURANTS 1 & 2	5,504.00										
KITCHENS HOTEL	3,052.00	TOILETS	1,197.00								
KITCHENS RESTAURANTS	2,607.00										
TOILETS	1,058.00										
LOADING DOCK	1,995.00										
BOH	1,899.00										
SECURITY OFFICES	778.00	BOH HOUSEKEEPING	463.00	BOH HOUSEKEEPING	463.00	BOH HOUSEKEEPING	463.00	BOH HOUSEKEEPING	463.00	BOH HOUSEKEEPING	255.00
STORAGE SPACES	958.00										
MECHANICAL/ELEC	2,200.00	MECHANICAL/ELEC	226.00	MECHANICAL/ELEC	226.00	MECHANICAL/ELEC	226.00	MECHANICAL/ELEC	8,547.00		
VERT CIRCULATION ELEV	412.00	VERT CIRCULATION ELEV	412.00	VERT CIRCULATION ELEV	392.00	VERT CIRCULATION ELEV	392.00	VERT CIRCULATION ELEV	392.00	VERT CIRCULATION ELEV	392.00
VERT CIRCULATION STAIRS	1,182.00	VERT CIRCULATION STAIRS	1,353.00	VERT CIRCULATION STAIRS	1,353.00	VERT CIRCULATION STAIRS	1,353.00	VERT CIRCULATION STAIRS	1,353.00	VERT CIRCULATION STAIRS	773.00
CIRCULATION	7,549.00	CIRCULATION	2,697.00	CIRCULATION	2,977.00	CIRCULATION	2,977.00	CIRCULATION	750.00	CIRCULATION	721.00
		CIRCULATION	13,768.00	CIRCULATION	12,299.00	CIRCULATION	12,299.00	CIRCULATION		CIRCULATION	
TOTAL	43,659.00	TOTAL	31,909.00	TOTAL	19,179.00	TOTAL	17,710.00	TOTAL	18,639.00	TOTAL	20,496.00
LEVEL 1 TOTAL	43,659.00	LEVEL 2 TOTAL	31,909.00	LEVEL 3 TOTAL	19,179.00	6 TYP FLOORS TOTAL	106,260.00	LEVEL 10 TOTAL	18,639.00	LEVEL 11 TOTAL	20,496.00
GRAND TOTAL	240,142.00	NOTE ALL AREAS ARE NET									
GROSS AREAS	46,967.00		44,122.00		20,750.00		124,500.00		20,750.00		20,750.00
GRAND TOTAL GROSS	277,839.00										

OAZRA HOTEL PROJECT INFORMATION	
PROJECT ADDRESS:	NE CORNER OF TYLER ST & VISTA DEL NORTE, COACHELLA, CA 92263
ASSESSOR'S PARCEL NO.:	601-620-012 & 601-620-014
ZONING:	C-T, PUD - COMMERCIAL TOURIST PLANNED UNIT DEVELOPMENT
GENERAL PLAN LAND USE:	GENERAL NEIGHBORHOOD
GENERAL PLAN SUBAREA:	12 - NORTH DILLON ROAD
LOT SIZE:	351,529 SF - 8.07 ACRES - (601-620-012) 457,380 SF - 10.50 ACRES - (601-620-014)
TOTAL:	808,909 SF - 18.57 ACRES
PROPOSED FLOOR AREA:	240,412 SF NET FLOOR AREA AND 277,839 SF GROSS FLOOR AREA
ALLOWABLE FLOOR AREA RATIO:	X.XX PER CUP NO. 266
ACTUAL FLOOR AREA RATIO:	0.33
HEIGHT LIMIT:	152 PER CUP NO. 266
PROPOSED HEIGHT:	152'
REQUIRED SETBACKS:	FRONT YARD - 15'-0" SIDE YARD - NONE REQUIRED REAR YARD - NONE REQUIRED
CONSTRUCTION TYPE:	TYPE I-B, (FULLY SPRINKLERED)
OCCUPANCY AREAS:	R-1 HOTEL 155,809 SF A-2 BANQUET HALL, CARD ROOM, RESTAURANTS 36,794 SF A-4 SWIMMING POOL 7,992 SF B BUSINESS 37,263 SF M RETAIL 2,554 SF
ALLOWABLE BUILDING HEIGHT:	180' - 2022 CBC; TABLE 504.3
PROPOSED BUILDING HEIGHT:	152'-0"
ALLOWABLE BUILDING AREA:	UNLIMITED - 2022 CBC; TABLE 506.2
PROPOSED BUILDING AREA:	268,655
ALLOWABLE NUMBER OF STORIES:	12 - 2022 CBC; TABLE 504.4
PROPOSED NUMBER OF STORIES:	11
BUILDING ELEMENT FIRE RATING:	PRIMARY STRUCTURAL FRAME 2HR BEARING WALLS, EXTERIOR 2HR BEARING WALLS, INTERIOR 2HR NONBEARING WALLS & PARTITIONS, EXTERIOR 1HR NONBEARING WALLS & PARTITIONS, INTERIOR 0HR FLOOR CONSTRUCTION & ASSOCIATED SECONDARY STRUCTURAL MEMBERS 2HR ROOF CONSTRUCTION & ASSOCIATED SECONDARY STRUCTURAL MEMBERS 1HR
2022 CBC; TABLE 508.4, TABLE 601	SEPARATION BETWEEN R-1 UNITS 1HR SEPARATION BETWEEN A & M OCCUPANCY 1HR SEPARATION BETWEEN A & B OCCUPANCY 1HR SEPARATION BETWEEN A & R-1 OCCUPANCY 1HR SEPARATION BETWEEN R-1 & M OCCUPANCY 1HR SEPARATION BETWEEN R-1 & B OCCUPANCY 1HR
FIRE SEPARATION DISTANCE & EXTERIOR WALL REQUIREMENTS BY DISTANCE PER OCCUPANCY:	TYPE I-B CONSTRUCTION X<5' (M=2HR) (A,B,R=1HR) 5'=X<10' (M=1HR) (A,B,R=1HR) 10'=X<30' (M=1HR) (A,B,R=1HR) X=30' (M=0HR) (A,B,R=0HR)
2022 CBC; TABLE 705.5	
SPRINKLER SYSTEM:	NFPA 13
STANDPIPE:	CLASS I
OCCUPANT LOAD:	
WIDTHS OF STAIRWAYS:	44" MIN. > 50 OCCUPANT LOAD 36" MIN. < 50 OCCUPANT LOAD



NATIONAL  
ENGINEERING & CONSULTING, INC  
30 THOMAS IRVINE, CA 92618-2703  
PHONE: (949) 716-9990 | FAX: (949) 716-9997

STAMP:

COPYRIGHT:  
COPYRIGHT NOTICE:  
COPYRIGHT IS RETAINED BY NATIONAL  
ENGINEERING & CONSULTING INC. FROM THE  
DATE OF ISSUANCE OF THESE DOCUMENTS.  
DUPLICATION OF THESE DOCUMENTS OR THE  
BUILT-WORK REPRESENTED BY THEM IS  
PROHIBITED WITHOUT THE EXPRESS WRITTEN  
CONSENT NATIONAL ENGINEERING &  
CONSULTING INC.

CLIENT:

OWNER:

PROJECT:

OZARA

HOTEL AND RESORT  
DEVELOPMENT

JOB NUMBER

#	DESCRIPTION	DATE
90%	S.D.	2023.07.31
	ARCHITECTURAL REVIEW	2024.01.25


Plot Date: Jan 25, 2024 - 6:46pm

SHEET TITLE:

PROJECT DATA SHEET

SHEET NO:

A103



**NATIONAL**  
ENGINEERING & CONSULTING, INC.  
30 THOMAS IRVINE, CA 92618-2703  
PHONE: (949) 716-9990 | FAX: (949) 716-9997

STAMP:

**COPYRIGHT:**  
COPYRIGHT NOTICE:  
COPYRIGHT IS RETAINED BY NATIONAL  
ENGINEERING & CONSULTING, INC. FROM THE  
DATE OF ISSUANCE OF THESE DOCUMENTS.  
DUPLICATION OF THESE DOCUMENTS OR THE  
BUILT-WORK REPRESENTED BY THEM IS  
PROHIBITED WITHOUT THE EXPRESS WRITTEN  
CONSENT NATIONAL ENGINEERING &  
CONSULTING, INC.

CLIENT:

OWNER:

PROJECT:

**OZARA**  
HOTEL  
BUILDING FLOOR PLAN

JOB NUMBER

#	DESCRIPTION	DATE
90%	S.D.	2023.07.31
	ARCHITECTURAL REVIEW	2024.01.25

Plot Date: Jan 25, 2024 - 6:48pm

SHEET TITLE:

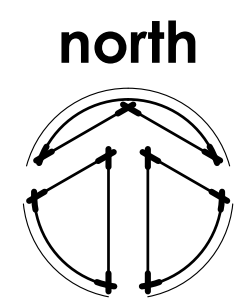
**HOTEL**  
FLOOR PLAN  
LEVEL 1  
Lobby / Retail / BOH


SHEET NO.:

**A201**



**LEVEL 1 FLOOR PLAN** Hotel Lobby / Retail / BOH  
scale: 3/32" = 1'-0"





**NATIONAL**  
ENGINEERING & CONSULTING, INC.  
30 THOMAS IRVINE, CA 92618-2703  
PHONE: (949) 716-9990 | FAX: (949) 716-9997

STAMP:

COPYRIGHT NOTICE:  
COPYRIGHT IS RETAINED BY NATIONAL ENGINEERING & CONSULTING, INC. FROM THE DATE OF ISSUANCE OF THESE DOCUMENTS. DUPLICATION OF THESE DOCUMENTS OR THE BUILT-WORK REPRESENTED BY THEM IS PROHIBITED WITHOUT THE EXPRESS WRITTEN CONSENT NATIONAL ENGINEERING & CONSULTING, INC.

CLIENT:

OWNER:

PROJECT:

**OZARA**  
HOTEL  
BUILDING FLOOR PLAN

JOB NUMBER

#	DESCRIPTION	DATE
90%	S.D.	2023.07.31
	ARCHITECTURAL REVIEW	2024.01.25

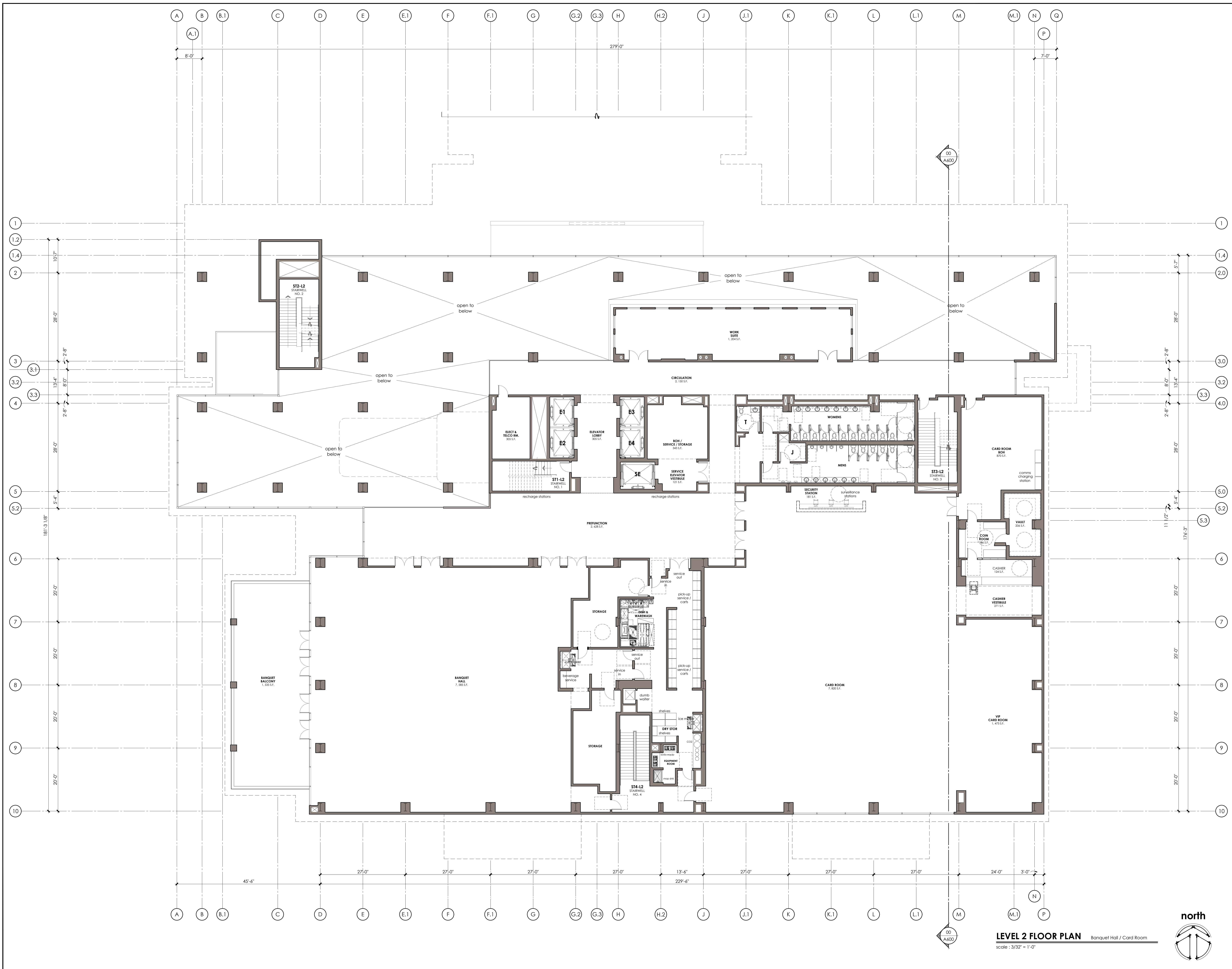
Plot Date: Jan 25, 2024 - 6:50pm

SHEET TITLE:

**HOTEL**  
FLOOR PLAN  
LEVEL 2  
Banquet Hall / Card Room


SHEET NO.:

**A202**



**LEVEL 2 FLOOR PLAN** Banquet Hall / Card Room  
scale: 3/32" = 1'-0"





**NATIONAL**  
ENGINEERING & CONSULTING, INC.  
30 THOMAS IRVINE, CA 92618-2703  
PHONE: (949) 716-9990 | FAX: (949) 716-9997

STAMP:

**COPYRIGHT:**  
COPYRIGHT NOTICE:  
COPYRIGHT IS RETAINED BY NATIONAL  
ENGINEERING & CONSULTING, INC. FROM THE  
DATE OF ISSUANCE OF THESE DOCUMENTS.  
DUPLICATION OF THESE DOCUMENTS OR THE  
BUILT-WORK REPRESENTED BY THEM IS  
PROHIBITED WITHOUT THE EXPRESS WRITTEN  
CONSENT NATIONAL ENGINEERING &  
CONSULTING, INC.

CLIENT:

OWNER:

PROJECT:

**OZARA**  
HOTEL  
BUILDING FLOOR PLAN

JOB NUMBER

#	DESCRIPTION	DATE
90%	S.D.	2023.07.31
	ARCHITECTURAL REVIEW	2024.01.25

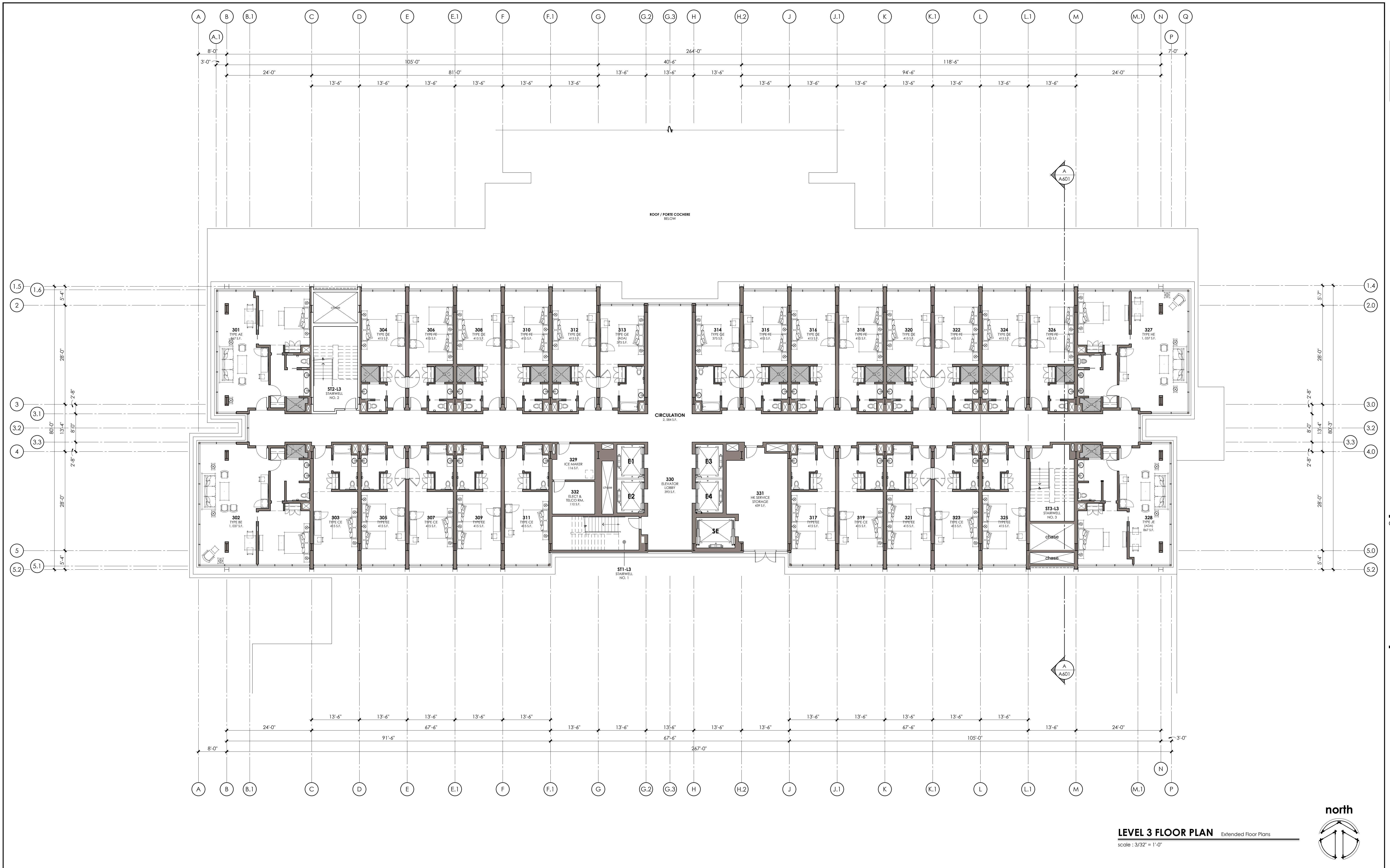
Plot Date: Jan 25, 2024 - 6:51pm

SHEET TITLE:

**HOTEL**  
FLOOR PLAN  
LEVEL 3  
Hotel Guest Rooms


SHEET NO.:

**A203**



**LEVEL 3 FLOOR PLAN** Extended Floor Plans  
scale: 3/32" = 1'-0"

ROOM SCHEDULE				ROOM LEGEND				FLOOR PLAN KEY NOTES				KEY PLAN			
RM NO	ROOM NAME	ROOM TYPE	AREA	RM NO	ROOM NAME	ROOM TYPE	AREA	NO.	DESCRIPTION	DATE	NO.	DESCRIPTION	DATE	NO.	DESCRIPTION
301	301	AE	867.97	301	301	A	867.97	1	NORTH WEST CORNER KING SUITE + SLEEPER SOFA	2023.07.31	1	NORTH WEST CORNER KING SUITE + SLEEPER SOFA	2023.07.31	1	NORTH WEST CORNER KING SUITE + SLEEPER SOFA
302	302	BE	1007.97	302	302	B	1007.97	2	SOUTH WEST CORNER EXTRA LARGE KING SUITE + SLEEPER SOFA	2023.07.31	2	SOUTH WEST CORNER EXTRA LARGE KING SUITE + SLEEPER SOFA	2023.07.31	2	SOUTH WEST CORNER EXTRA LARGE KING SUITE + SLEEPER SOFA
303	303	CE	415.97	303	303	C	415.97	3	KING + TUB + SHOWER	2023.07.31	3	KING + TUB + SHOWER	2023.07.31	3	KING + TUB + SHOWER
304	304	DE	415.97	304	304	D	415.97	4	KING + SHOWER	2023.07.31	4	KING + SHOWER	2023.07.31	4	KING + SHOWER
305	305	EE	415.97	305	305	E	415.97	5	(2) QUEEN + TUB + SHOWER	2023.07.31	5	(2) QUEEN + TUB + SHOWER	2023.07.31	5	(2) QUEEN + TUB + SHOWER
306	306	FE	415.97	306	306	F	415.97	6	(2) QUEEN + SHOWER	2023.07.31	6	(2) QUEEN + SHOWER	2023.07.31	6	(2) QUEEN + SHOWER
307	307	GE	375.97	307	307	G	375.97	7	KING + TUB	2023.07.31	7	KING + TUB	2023.07.31	7	KING + TUB
308	308	HE	1007.97	308	308	H	1007.97	8	NORTH EAST CORNER EXTRA LARGE KING SUITE + SLEEPER SOFA	2023.07.31	8	NORTH EAST CORNER EXTRA LARGE KING SUITE + SLEEPER SOFA	2023.07.31	8	NORTH EAST CORNER EXTRA LARGE KING SUITE + SLEEPER SOFA
309	309	IE	867.97	309	309	I	867.97	9	SOUTH EAST CORNER KING SUITE + SLEEPER SOFA	2023.07.31	9	SOUTH EAST CORNER KING SUITE + SLEEPER SOFA	2023.07.31	9	SOUTH EAST CORNER KING SUITE + SLEEPER SOFA
310	310	JE	867.97	310	310	J	867.97	10	NORTH EAST CORNER EXTRA LARGE KING SUITE + SLEEPER SOFA	2023.07.31	10	NORTH EAST CORNER EXTRA LARGE KING SUITE + SLEEPER SOFA	2023.07.31	10	NORTH EAST CORNER EXTRA LARGE KING SUITE + SLEEPER SOFA
311	311	KE	1007.97	311	311	K	1007.97	11	SOUTH WEST CORNER KING SUITE + SLEEPER SOFA	2023.07.31	11	SOUTH WEST CORNER KING SUITE + SLEEPER SOFA	2023.07.31	11	SOUTH WEST CORNER KING SUITE + SLEEPER SOFA
312	312	LE	912.97	312	312	L	912.97	12	SOUTH WEST CORNER EXTRA LARGE KING SUITE + SLEEPER SOFA	2023.07.31	12	SOUTH WEST CORNER EXTRA LARGE KING SUITE + SLEEPER SOFA	2023.07.31	12	SOUTH WEST CORNER EXTRA LARGE KING SUITE + SLEEPER SOFA
313	313	ME	375.97	313	313	M	375.97	13	KING + TUB + SHOWER	2023.07.31	13	KING + TUB + SHOWER	2023.07.31	13	KING + TUB + SHOWER
314	314	NE	375.97	314	314	N	375.97	14	(2) QUEEN + TUB + SHOWER	2023.07.31	14	(2) QUEEN + TUB + SHOWER	2023.07.31	14	(2) QUEEN + TUB + SHOWER
315	315	OE	375.97	315	315	O	375.97	15	(2) QUEEN + SHOWER	2023.07.31	15	(2) QUEEN + SHOWER	2023.07.31	15	(2) QUEEN + SHOWER
316	316	PE	375.97	316	316	P	375.97	16	KING + TUB	2023.07.31	16	KING + TUB	2023.07.31	16	KING + TUB
317	317	QE	1007.97	317	317	Q	1007.97	17	NORTH EAST CORNER EXTRA LARGE KING SUITE + SLEEPER SOFA	2023.07.31	17	NORTH EAST CORNER EXTRA LARGE KING SUITE + SLEEPER SOFA	2023.07.31	17	NORTH EAST CORNER EXTRA LARGE KING SUITE + SLEEPER SOFA
318	318	RE	867.97	318	318	R	867.97	18	SOUTH EAST CORNER KING SUITE + SLEEPER SOFA	2023.07.31	18	SOUTH EAST CORNER KING SUITE + SLEEPER SOFA	2023.07.31	18	SOUTH EAST CORNER KING SUITE + SLEEPER SOFA
319	319	SE	867.97	319	319	S	867.97	19	NORTH EAST CORNER EXTRA LARGE KING SUITE + SLEEPER SOFA	2023.07.31	19	NORTH EAST CORNER EXTRA LARGE KING SUITE + SLEEPER SOFA	2023.07.31	19	NORTH EAST CORNER EXTRA LARGE KING SUITE + SLEEPER SOFA
320	320	TE	1007.97	320	320	T	1007.97	20	SOUTH WEST CORNER KING SUITE + SLEEPER SOFA	2023.07.31	20	SOUTH WEST CORNER KING SUITE + SLEEPER SOFA	2023.07.31	20	SOUTH WEST CORNER KING SUITE + SLEEPER SOFA
321	321	UE	912.97	321	321	U	912.97	21	SOUTH WEST CORNER EXTRA LARGE KING SUITE + SLEEPER SOFA	2023.07.31	21	SOUTH WEST CORNER EXTRA LARGE KING SUITE + SLEEPER SOFA	2023.07.31	21	SOUTH WEST CORNER EXTRA LARGE KING SUITE + SLEEPER SOFA
322	322	VE	375.97	322	322	V	375.97	22	KING + TUB + SHOWER	2023.07.31	22	KING + TUB + SHOWER	2023.07.31	22	KING + TUB + SHOWER
323	323	WE	375.97	323	323	W	375.97	23	(2) QUEEN + TUB + SHOWER	2023.07.31	23	(2) QUEEN + TUB + SHOWER	2023.07.31	23	(2) QUEEN + TUB + SHOWER
324	324	XE	375.97	324	324	X	375.97	24	(2) QUEEN + SHOWER	2023.07.31	24	(2) QUEEN + SHOWER	2023.07.31	24	(2) QUEEN + SHOWER
325	325	YE	375.97	325	325	Y	375.97	25	KING + TUB	2023.07.31	25	KING + TUB	2023.07.31	25	KING + TUB
326	326	ZE	1007.97	326	326	Z	1007.97	26	NORTH EAST CORNER EXTRA LARGE KING SUITE + SLEEPER SOFA	2023.07.31	26	NORTH EAST CORNER EXTRA LARGE KING SUITE + SLEEPER SOFA	2023.07.31	26	NORTH EAST CORNER EXTRA LARGE KING SUITE + SLEEPER SOFA
327	327	AE	867.97	327	327	A	867.97	27	SOUTH EAST CORNER KING SUITE + SLEEPER SOFA	2023.07.31	27	SOUTH EAST CORNER KING SUITE + SLEEPER SOFA	2023.07.31	27	SOUTH EAST CORNER KING SUITE + SLEEPER SOFA
328	328	BE	1007.97	328	328	B	1007.97	28	NORTH EAST CORNER EXTRA LARGE KING SUITE + SLEEPER SOFA	2023.07.31	28	NORTH EAST CORNER EXTRA LARGE KING SUITE + SLEEPER SOFA	2023.07.31	28	NORTH EAST CORNER EXTRA LARGE KING SUITE + SLEEPER SOFA
329	329	CE	415.97	329	329	C	415.97	29	KING + TUB + SHOWER	2023.07.31	29	KING + TUB + SHOWER	2023.07.31	29	KING + TUB + SHOWER
330	330	DE	415.97	330	330	D	415.97	30	(2) QUEEN + TUB + SHOWER	2023.07.31	30	(2) QUEEN + TUB + SHOWER	2023.07.31	30	(2) QUEEN + TUB + SHOWER
331	331	SE	375.97	331	331	E	375.97	31	KING + TUB	2023.07.31	31	KING + TUB	2023.07.31	31	KING + TUB



**NATIONAL**  
ENGINEERING & CONSULTING, INC.  
30 THOMAS IRVINE, CA 92618-2703  
PHONE: (949) 716-9990 | FAX: (949) 716-9997

STAMP:

**COPYRIGHT:**  
COPYRIGHT NOTICE: COPYRIGHT IS RETAINED BY NATIONAL ENGINEERING & CONSULTING, INC. FROM THE DATE OF ISSUANCE OF THESE DOCUMENTS. DUPLICATION OF THESE DOCUMENTS OR THE BUILT-WORK REPRESENTED BY THEM IS PROHIBITED WITHOUT THE EXPRESS WRITTEN CONSENT NATIONAL ENGINEERING & CONSULTING, INC.

CLIENT:

OWNER:

PROJECT:

**OZARA**  
HOTEL  
BUILDING FLOOR PLAN

JOB NUMBER

#	DESCRIPTION	DATE
90%	S.D.	2023.07.31
	ARCHITECTURAL REVIEW	2024.01.25

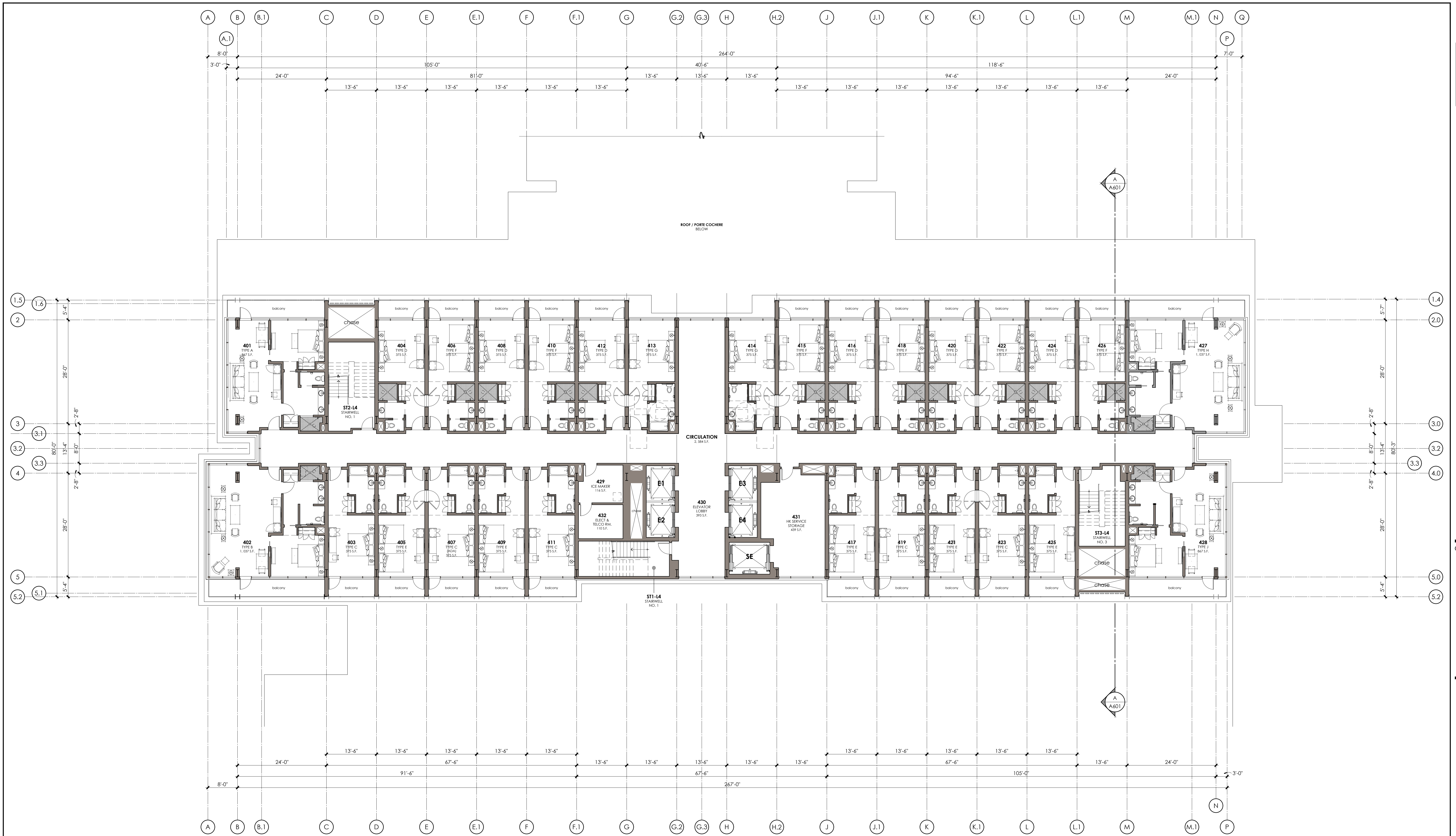
Plot Date: Jan 25, 2024 - 6:52pm

SHEET TITLE:

**HOTEL**  
FLOOR PLAN  
LEVEL 4  
Hotel Guest Rooms

SHEET NO:

**A204**



**LEVEL 4 FLOOR PLAN** with Balcony  
scale: 3/32" = 1'-0"

**ROOM SCHEDULE**

THIRD FLOOR			FOURTH FLOOR			FIFTH FLOOR			SIXTH FLOOR			SEVENTH FLOOR			EIGHTH FLOOR			NINTH FLOOR		
RM NO.	ROOM NAME	ROOM TYPE	RM NO.	ROOM NAME	ROOM TYPE	RM NO.	ROOM NAME	ROOM TYPE	RM NO.	ROOM NAME	ROOM TYPE	RM NO.	ROOM NAME	ROOM TYPE	RM NO.	ROOM NAME	ROOM TYPE	RM NO.	ROOM NAME	ROOM TYPE
301	301	AE	401	401	A	501	501	A	601	601	A	701	701	A	801	801	A	901	901	A
302	302	BE	402	402	B	502	502	B	602	602	B	702	702	B	802	802	B	902	902	B
303	303	CE	403	403	C	503	503	C	603	603	C	703	703	C	803	803	C	903	903	C
304	304	DE	404	404	D	504	504	D	604	604	D	704	704	D	804	804	D	904	904	D
305	305	EE	405	405	E	505	505	E	605	605	E	705	705	E	805	805	E	905	905	E
306	306	FE	406	406	F	506	506	F	606	606	F	706	706	F	806	806	F	906	906	F
307	307	GE	407	407	G	507	507	G	607	607	G	707	707	G	807	807	G	907	907	G
308	308	DE	408	408	D	508	508	D	608	608	D	708	708	D	808	808	D	908	908	D
309	309	EE	409	409	E	509	509	E	609	609	E	709	709	E	809	809	E	909	909	E
310	310	FE	410	410	F	510	510	F	610	610	F	710	710	F	810	810	F	910	910	F
311	311	CE	411	411	C	511	511	C	611	611	C	711	711	C	811	811	C	911	911	C
312	312	DE	412	412	D	512	512	D	612	612	D	712	712	D	812	812	D	912	912	D
313	313	GE	413	413	G	513	513	G	613	613	G	713	713	G	813	813	G	913	913	G
314	314	DE	414	414	D	514	514	D	614	614	D	714	714	D	814	814	D	914	914	D
315	315	FE	415	415	F	515	515	F	615	615	F	715	715	F	815	815	F	915	915	F
316	316	DE	416	416	D	516	516	D	616	616	D	716	716	D	816	816	D	916	916	D
317	317	EE	417	417	E	517	517	E	617	517	E	717	517	E	817	517	E	917	517	E
318	318	FE	418	418	F	518	518	F	618	518	F	718	518	F	818	518	F	918	518	F
319	319	CE	419	419	C	519	519	C	619	519	C	719	519	C	819	519	C	919	519	C
320	320	DE	420	420	D	520	520	D	620	520	D	720	520	D	820	520	D	920	520	D
321	321	EE	421	421	E	521	521	E	621	521	E	721	521	E	821	521	E	921	521	E
322	322	FE	422	422	F	522	522	F	622	522	F	722	522	F	822	522	F	922	522	F
323	323	CE	423	423	C	523	523	C	623	523	C	723	523	C	823	523	C	923	523	C
324	324	DE	424	424	D	524	524	D	624	524	D	724	524	D	824	524	D	924	524	D
325	325	EE	425	425	E	525	525	E	625	525	E	725	525	E	825	525	E	925	525	E
326	326	FE	426	426	F	526	526	F	626	526	F	726	526	F	826	526	F	926	526	F
327	327	CE	427	427	C	527	527	C	627	527	C	727	527	C	827	527	C	927	527	C
328	328	DE	428	428	D	528	528	D	628	528	D	728	528	D	828	528	D	928	528	D
329	ICE MAKER	NA	429	ICE MAKER	NA	529	ICE MAKER	NA	629	ICE MAKER	NA	729	ICE MAKER	NA	829	ICE MAKER	NA	929	ICE MAKER	NA
330	ELECTRICAL / TELCO	NA	430	ELECTRICAL / TELCO	NA	530	ELECTRICAL / TELCO	NA	630	ELECTRICAL / TELCO	NA	730	ELECTRICAL / TELCO	NA	830	ELECTRICAL / TELCO	NA	930	ELECTRICAL / TELCO	NA
331	SERVICE	NA	431	SERVICE	NA	531	SERVICE	NA	631	SERVICE	NA	731	SERVICE	NA	831	SERVICE	NA	931	SERVICE	NA

**ROOM LEGEND**


RM TYPE	ROOM DESCRIPTION	NET SF
AE	NORTH WEST CORNER KING SUITE + SLEEPER SOFA	867 SF
BE	SOUTH WEST CORNER EXTRA LARGE KING SUITE + SLEEPER SOFA	1007 SF
CE	KING + TUB + SHOWER	415 SF
DE	KING + SHOWER	415 SF
EE	(2) QUEEN + TUB + SHOWER	415 SF
FE	(2) QUEEN + SHOWER	415 SF
GE	KING + TUB	375 SF
HE	NORTH EAST CORNER EXTRA LARGE KING SUITE + SLEEPER SOFA	1007 SF
JE	SOUTH EAST CORNER KING SUITE + SLEEPER SOFA	867 SF

RM TYPE	ROOM DESCRIPTION	NET SF
A	NORTH WEST CORNER KING SUITE + SLEEPER SOFA	927 SF
B	SOUTH WEST CORNER EXTRA LARGE KING SUITE + SLEEPER SOFA	912 SF
C	KING + TUB + SHOWER	375 SF
D	KING + SHOWER	375 SF
E	(2) QUEEN + TUB + SHOWER	375 SF
F	(2) QUEEN + SHOWER	375 SF
G	KING + TUB	375 SF
H	NORTH EAST CORNER EXTRA LARGE KING SUITE + SLEEPER SOFA	912 SF
J	SOUTH EAST CORNER KING SUITE + SLEEPER SOFA	927 SF

HOTEL FLOOR	(1) QUEEN	KING	CORNER SUITES	ADA
FLOOR 4	11	13	4	0
FLOOR 5	11	13	4	0
FLOOR 6	11	13	4	0
FLOOR 7	11	13	4	0
FLOOR 8	11	13	4	0
FLOOR 9	11	13	4	0
FLOOR 10	11	13	4	0
FLOOR 11	11	13	4	0
FLOOR 12	11	13	4	0
FLOOR 13	11	13	4	0
FLOOR 14	11	13	4	0
FLOOR 15	11	13	4	0
FLOOR 16	11	13	4	0
FLOOR 17	11	13	4	0
FLOOR 18	11	13	4	0
FLOOR 19	11	13	4	0
FLOOR 20	11	13	4	0
FLOOR 21	11	13	4	0
FLOOR 22	11	13	4	0
FLOOR 23	11	13	4	0
FLOOR 24	11	13	4	0
FLOOR 25	11	13	4	0
FLOOR 26	11	13	4	0
FLOOR 27	11	13	4	0
FLOOR 28	11	13	4	0
FLOOR 29	11	13	4	0
FLOOR 30	11	13	4	0
FLOOR 31	11	13	4	0
FLOOR 32	11	13	4	0
FLOOR 33	11	13	4	0
FLOOR 34	11	13	4	0
FLOOR 35	11	13	4	0
FLOOR 36	11	13	4	0
FLOOR 37	11	13	4	0
FLOOR 38	11	13	4	0
FLOOR 39	11	13	4	0
FLOOR 40	11	13	4	0
FLOOR 41	11	13	4	0
FLOOR 42	11	13	4	0
FLOOR 43	11	13	4	0
FLOOR 44	11	13	4	0
FLOOR 45	11	13	4	0
FLOOR 46	11	13	4	0
FLOOR 47	11	13	4	0
FLOOR 48	11	13	4	0
FLOOR 49	11	13	4	0
FLOOR 50	11	13	4	0
FLOOR 51	11	13	4	0
FLOOR 52	11	13	4	0
FLOOR 53	11	13	4	0
FLOOR 54	11	13	4	0
FLOOR 55	11	13	4	0
FLOOR 56	11	13	4	0
FLOOR 57	11	13	4	0
FLOOR 58	11	13	4	0
FLOOR 59	11	13	4	0
FLOOR 60	11	13	4	0
FLOOR 61	11	13	4	0
FLOOR 62	11	13	4	0
FLOOR 63	11	13	4	0
FLOOR 64	11	13	4	0
FLOOR 65	11	13	4	0
FLOOR 66	11	13	4	0
FLOOR 67	11	13	4	0
FLOOR 68	11	13	4	0
FLOOR 69	11	13	4	0
FLOOR 70	11	13	4	0
FLOOR 71	11	13	4	0
FLOOR 72	11	13	4	0
FLOOR 73	11	13	4	0
FLOOR 74	11	13	4	0
FLOOR 75	11	13	4	0
FLOOR 76	11	13	4	0
FLOOR 77	11	13	4	0
FLOOR 78	11	13	4	0
FLOOR 79	11	13	4	0
FLOOR 80	11	13	4	0
FLOOR 81	11	13	4	0
FLOOR 82	11	13	4	0
FLOOR 83	11	13	4	0
FLOOR 84	11	13	4	0
FLOOR 85	11	13	4	0
FLOOR 86	11	13	4	0
FLOOR 87	11	13	4	0
FLOOR 88	11	13	4	0
FLOOR 89	11	13	4	0
FLOOR 90	11	13	4	0
FLOOR 91	11	13	4	0
FLOOR 92	11	13	4	0
FLOOR 93	11	13	4	0
FLOOR 94	11	13	4	0
FLOOR 95	11	13	4	0
FLOOR 96	11	13	4	0
FLOOR 97	11	13	4	0
FLOOR 98	11	13	4	0
FLOOR 99	11	13	4	0
FLOOR 100	11	13	4	0
FLOOR 101	11	13	4	0
FLOOR 102	11	13	4	0
FLOOR 103	11	13	4	0
FLOOR 104	11	13	4	0
FLOOR 105	11	13	4	0
FLOOR 106	11	13	4	0
FLOOR 107	11	13	4	0
FLOOR 108	11	13	4	0
FLOOR 109	11	13	4	0
FLOOR 110	11	13	4	0
FLOOR 111	11	13	4	0
FLOOR 112	11	13	4	0
FLOOR 113	11	13	4	0
FLOOR 114	11	13	4	0
FLOOR 115	11	13	4	0
FLOOR 116	11	13	4	0
FLOOR 117	11	13	4	0
FLOOR 118	11	13	4	0
FLOOR 119	11	13	4	0
FLOOR 120	11	13	4	0
FLOOR 121	11	13	4	0
FLOOR 122	11	13	4	0
FLOOR 123	11	13	4	0
FLOOR 124	11	13	4	0
FLOOR 125	11	13	4	0
FLOOR 126	11	13	4	0
FLOOR 127	11	13	4	0
FLOOR 128	11	13	4	0
FLOOR 129	11	13	4	0
FLOOR 130	11	13	4	0
FLOOR 131	11	13	4	0
FLOOR 132	11	13	4	0
FLOOR 133	11	13	4	0



**NATIONAL**  
ENGINEERING & CONSULTING, INC.  
30 THOMAS IRVINE, CA 92618-2703  
PHONE: (949) 716-9990 | FAX: (949) 716-9997

STAMP:

**COPYRIGHT:**  
COPYRIGHT NOTICE:  
COPYRIGHT IS RETAINED BY NATIONAL  
ENGINEERING & CONSULTING, INC. FROM THE  
DATE OF ISSUANCE OF THESE DOCUMENTS.  
DUPLICATION OF THESE DOCUMENTS OR THE  
BUILT-WORK REPRESENTED BY THEM IS  
PROHIBITED WITHOUT THE EXPRESS WRITTEN  
CONSENT NATIONAL ENGINEERING &  
CONSULTING, INC.

CLIENT:

OWNER:

PROJECT:

**OZARA**  
HOTEL  
BUILDING FLOOR PLAN

JOB NUMBER

#	DESCRIPTION	DATE
90%	S.D.	2023.07.31
	ARCHITECTURAL REVIEW	2024.01.25

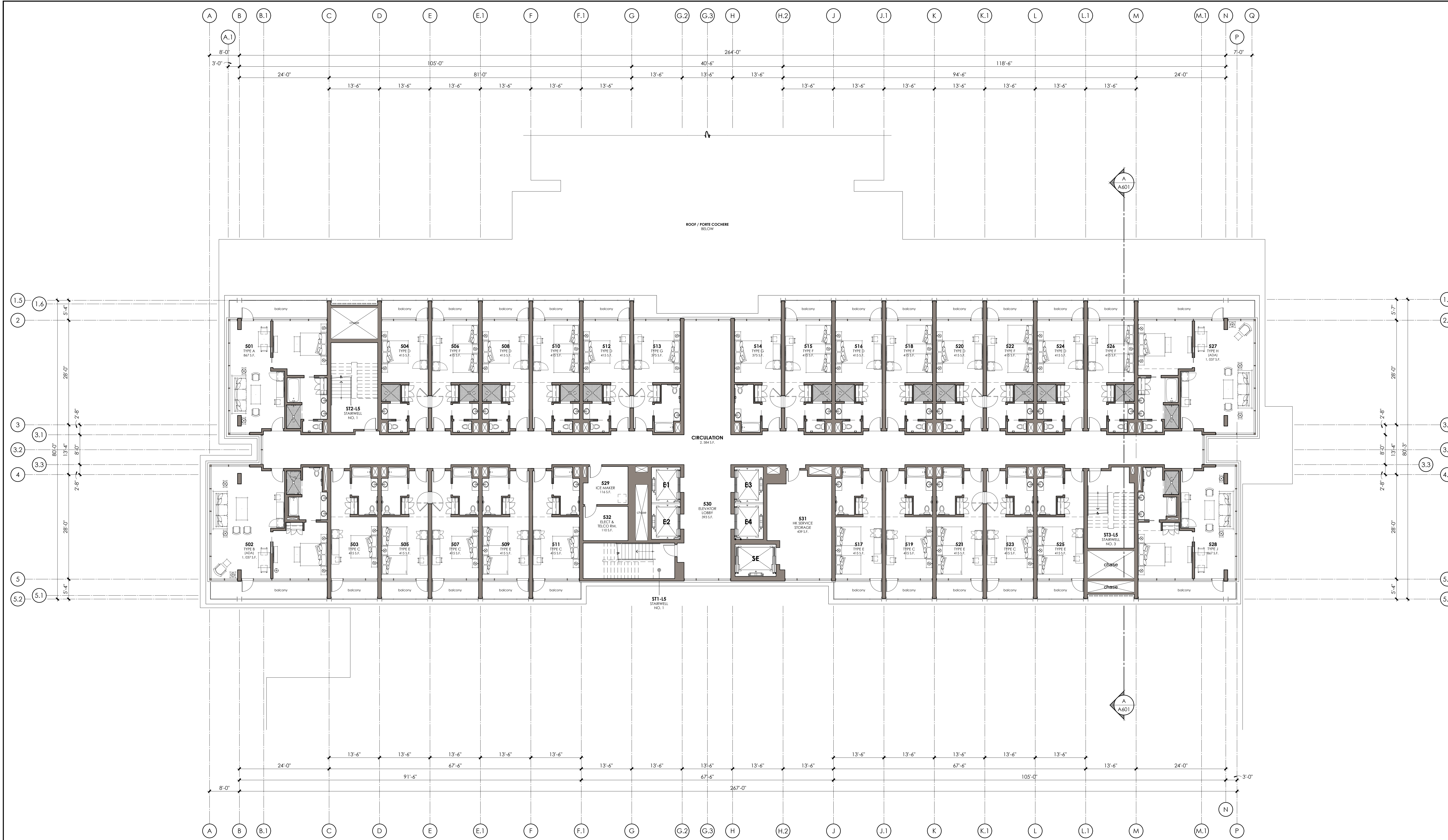
Plot Date: Jan 25, 2024 - 6:54pm

SHEET TITLE:

**HOTEL**  
FLOOR PLAN  
LEVEL 5  
Hotel Guest Rooms

SHEET NO:

**A205**



**LEVEL 5 FLOOR PLAN** with Balcony  
scale: 3/32" = 1'-0"

**ROOM SCHEDULE**

THIRD FLOOR			FOURTH FLOOR			FIFTH FLOOR			SIXTH FLOOR			SEVENTH FLOOR			EIGHTH FLOOR			NINTH FLOOR		
RM NO.	ROOM NAME	ROOM TYPE	RM NO.	ROOM NAME	ROOM TYPE	RM NO.	ROOM NAME	ROOM TYPE	RM NO.	ROOM NAME	ROOM TYPE	RM NO.	ROOM NAME	ROOM TYPE	RM NO.	ROOM NAME	ROOM TYPE	RM NO.	ROOM NAME	ROOM TYPE
301	301	AE	401	401	A	501	501	A	601	601	A	701	701	A	801	801	A	901	901	A
302	302	BE	402	402	B	502	502	B	602	602	B	702	702	B	802	802	B	902	902	B
303	303	CE	403	403	C	503	503	C	603	603	C	703	703	C	803	803	C	903	903	C
304	304	DE	404	404	D	504	504	D	604	504	D	704	304	D	804	304	D	904	304	D
305	305	EE	405	405	E	505	305	E	605	305	E	705	305	E	805	305	E	905	305	E
306	306	FE	406	406	F	506	306	F	606	306	F	706	306	F	806	306	F	906	306	F
307	307	GE	407	407	G	507	307	G	607	307	G	707	307	G	807	307	G	907	307	G
308	308	DE	408	408	D	508	308	D	608	308	D	708	308	D	808	308	D	908	308	D
309	309	EE	409	409	E	509	309	E	609	309	E	709	309	E	809	309	E	909	309	E
310	310	FE	410	410	F	510	310	F	610	310	F	710	310	F	810	310	F	910	310	F
311	311	CE	411	411	C	511	311	C	611	311	C	711	311	C	811	311	C	911	311	C
312	312	DE	412	412	D	512	312	D	612	312	D	712	312	D	812	312	D	912	312	D
313	313	GE	413	413	G	513	313	G	613	313	G	713	313	G	813	313	G	913	313	G
314	314	DE	414	414	D	514	314	D	614	314	D	714	314	D	814	314	D	914	314	D
315	315	FE	415	415	F	515	315	F	615	315	F	715	315	F	815	315	F	915	315	F
316	316	DE	416	416	D	516	316	D	616	316	D	716	316	D	816	316	D	916	316	D
317	317	EE	417	417	E	517	317	E	617	317	E	717	317	E	817	317	E	917	317	E
318	318	FE	418	418	F	518	318	F	618	318	F	718	318	F	818	318	F	918	318	F
319	319	CE	419	419	C	519	319	C	619	319	C	719	319	C	819	319	C	919	319	C
320	320	DE	420	420	D	520	320	D	620	320	D	720	320	D	820	320	D	920	320	D
321	321	EE	421	421	E	521	321	E	621	321	E	721	321	E	821	321	E	921	321	E
322	322	FE	422	422	F	522	322	F	622	322	F	722	322	F	822	322	F	922	322	F
323	323	CE	423	423	C	523	323	C	623	323	C	723	323	C	823	323	C	923	323	C
324	324	DE	424	424	D	524	324	D	624	324	D	724	324	D	824	324	D	924	324	D
325	325	EE	425	425	E	525	325	E	625	325	E	725	325	E	825	325	E	925	325	E
326	326	FE	426	426	F	526	326	F	626	326	F	726	326	F	826	326	F	926	326	F
327	327	HE	427	427	H	527	327	H	627	327	H	727	327	H	827	327	H	927	327	H
328	328	JE	428	428	J	528	328	J	628	328	J	728	328	J	828	328	J	928	328	J
329	ICE MAKER	NA	429	ICE MAKER	NA	529	ICE MAKER	NA	629	ICE MAKER	NA	729	ICE MAKER	NA	829	ICE MAKER	NA	929	ICE MAKER	NA
330	ELECTRICAL / TELCO	NA	430	ELECTRICAL / TELCO	NA	530	ELECTRICAL / TELCO	NA	630	ELECTRICAL / TELCO	NA	730	ELECTRICAL / TELCO	NA	830	ELECTRICAL / TELCO	NA	930	ELECTRICAL / TELCO	NA
331	SERVICE	NA	431	SERVICE	NA	531	SERVICE	NA	631	SERVICE	NA	731	SERVICE	NA	831	SERVICE	NA	931	SERVICE	NA

**ROOM LEGEND**

RM TYPE	ROOM DESCRIPTION	NET SF
AE	NORTH WEST CORNER KING SUITE + SLEEPER SOFA	867 SF
BE	SOUTH WEST CORNER EXTRA LARGE KING SUITE + SLEEPER SOFA	1007 SF
CE	KING + TUB + SHOWER	415 SF
DE	KING + SHOWER	415 SF
EE	(2) QUEEN + TUB + SHOWER	415 SF
FE	(2) QUEEN + SHOWER	415 SF
GE	KING + TUB	375 SF
HE	NORTH EAST CORNER EXTRA LARGE KING SUITE + SLEEPER SOFA	1007 SF
JE	SOUTH EAST CORNER KING SUITE + SLEEPER SOFA	867 SF

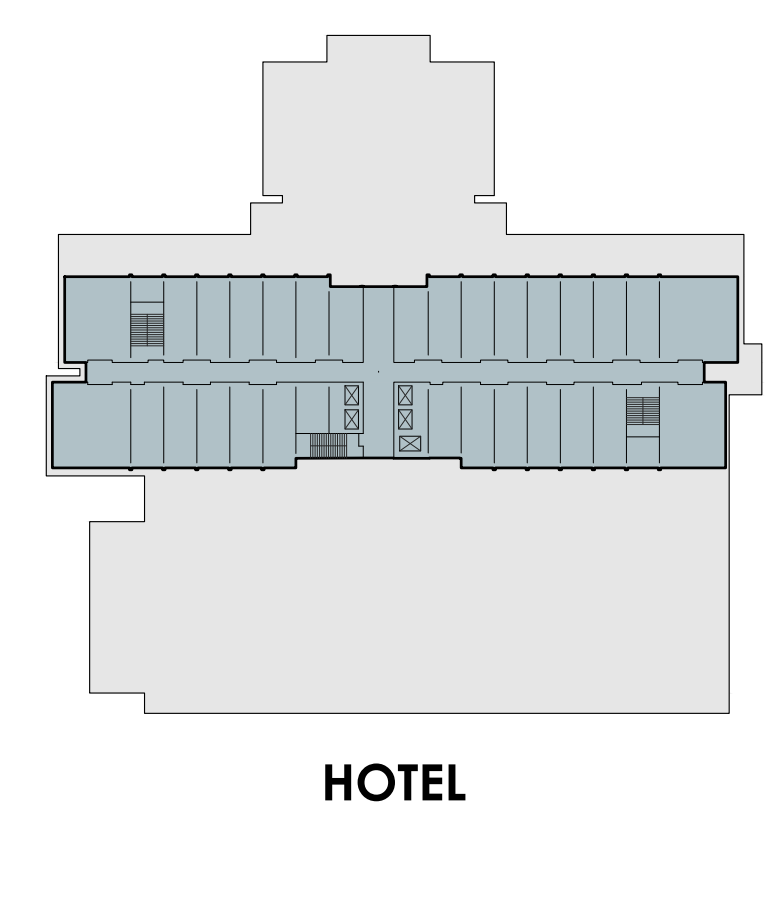
RM TYPE	ROOM DESCRIPTION	NET SF
A	NORTH WEST CORNER KING SUITE + SLEEPER SOFA	927 SF
B	SOUTH WEST CORNER EXTRA LARGE KING SUITE + SLEEPER SOFA	912 SF
C	KING + TUB + SHOWER	375 SF
D	KING + SHOWER	375 SF
E	(2) QUEEN + TUB + SHOWER	375 SF
F	(2) QUEEN + SHOWER	375 SF
G	KING + TUB	375 SF
H	NORTH EAST CORNER EXTRA LARGE KING SUITE + SLEEPER SOFA	912 SF
J	SOUTH EAST CORNER KING SUITE + SLEEPER SOFA	927 SF


  

HOTEL FLOOR	(1) QUEEN	KING	CORNER SUITES	ADA
FLOOR 1	11	13	4	0
FLOOR 2	11	13	4	0
FLOOR 3	11	13	4	0
FLOOR 4	11	13	4	0
FLOOR 5	11	13	4	1
FLOOR 6	11	13	4	1
FLOOR 7	11	13	4	1
FLOOR 8	11	13	4	1
FLOOR 9	11	13	4	1
<b>TOTAL</b>	<b>77</b>	<b>91</b>	<b>28</b>	<b>7</b>

**FLOOR PLAN KEY NOTES**

**KEY PLAN**





**NATIONAL**  
ENGINEERING & CONSULTING, INC.  
30 THOMAS IRVINE, CA 92618-2703  
PHONE: (949) 716-9990 | FAX: (949) 716-9997

STAMP:

**COPYRIGHT:**  
COPYRIGHT NOTICE: COPYRIGHT IS RETAINED BY NATIONAL ENGINEERING & CONSULTING, INC. FROM THE DATE OF ISSUANCE OF THESE DOCUMENTS. DUPLICATION OF THESE DOCUMENTS OR THE BUILT-WORK REPRESENTED BY THEM IS PROHIBITED WITHOUT THE EXPRESS WRITTEN CONSENT NATIONAL ENGINEERING & CONSULTING, INC.

CLIENT:

OWNER:

PROJECT:

**OZARA**  
HOTEL  
BUILDING FLOOR PLAN

JOB NUMBER

#	DESCRIPTION	DATE
90%	S.D.	2023.07.31
	ARCHITECTURAL REVIEW	2024.01.25

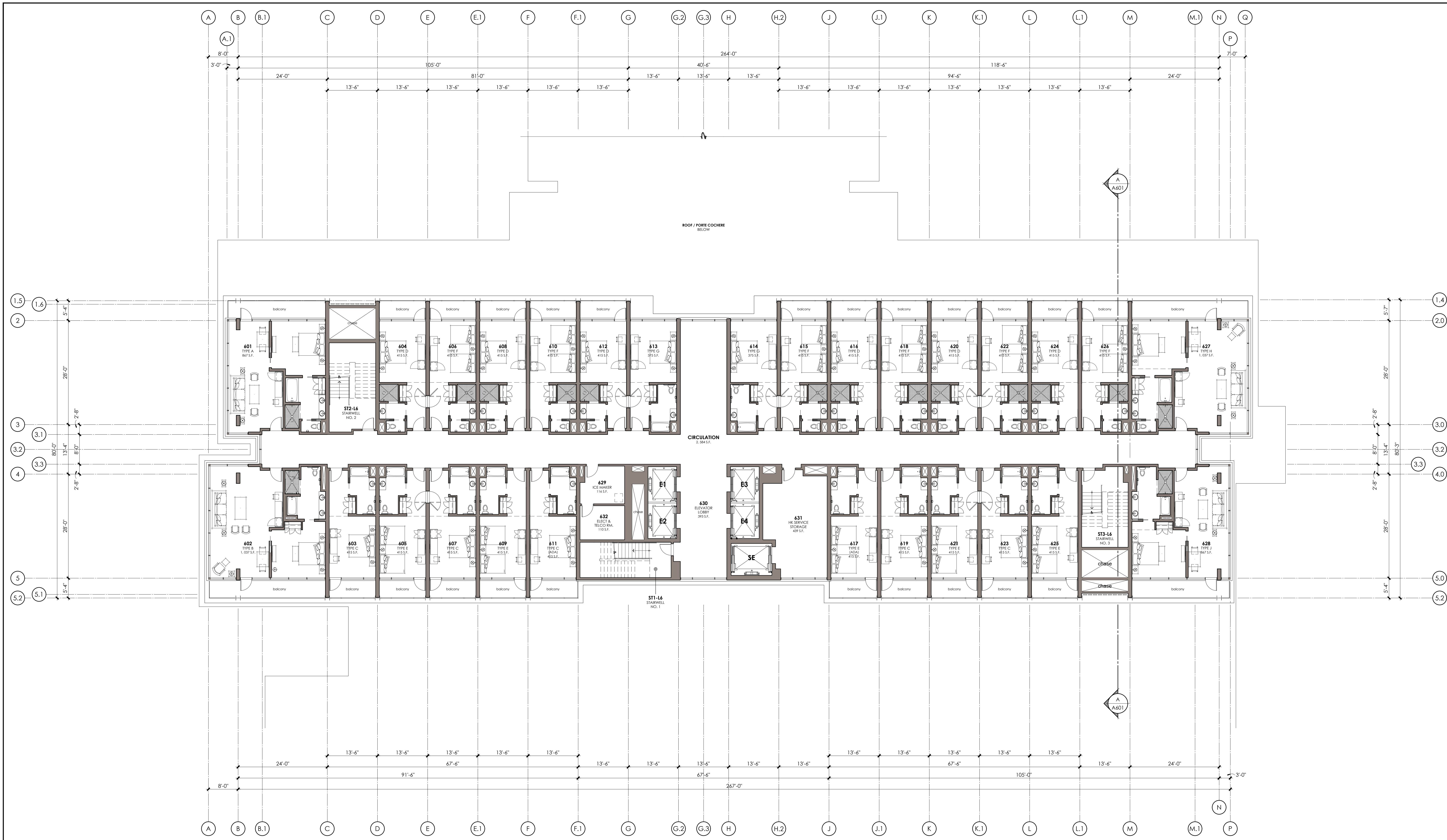
Plot Date: Jan 25, 2024 - 6:55pm

SHEET TITLE:

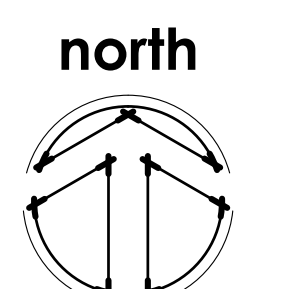
**HOTEL FLOOR PLAN**  
LEVEL 6  
Hotel Guest Rooms

SHEET NO:

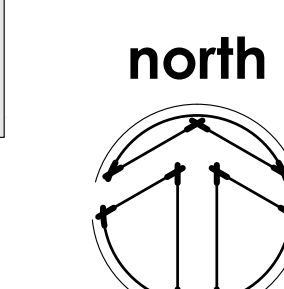
**A206**




**LEVEL 6 FLOOR PLAN** with Balcony  
scale: 3/32" = 1'-0"



ROOM SCHEDULE				ROOM LEGEND				FLOOR PLAN KEY NOTES				KEY PLAN				
RM NO	ROOM NAME	ROOM TYPE	AREA	RM NO	ROOM NAME	ROOM TYPE	AREA	NO	DESCRIPTION	DATE	NO	DESCRIPTION	DATE	NO	DESCRIPTION	DATE
301	301	AE	867.97	301	301	A	867.97	1	NORTH WEST CORNER KING SUITE + SLEEPER SOFA	2023.07.31	1	NORTH WEST CORNER KING SUITE + SLEEPER SOFA	2023.07.31	1	NORTH WEST CORNER KING SUITE + SLEEPER SOFA	2023.07.31
302	302	BE	1007.97	302	302	B	1007.97	2	SOUTH WEST CORNER EXTRA LARGE KING SUITE + SLEEPER SOFA	2023.07.31	2	SOUTH WEST CORNER EXTRA LARGE KING SUITE + SLEEPER SOFA	2023.07.31	2	SOUTH WEST CORNER EXTRA LARGE KING SUITE + SLEEPER SOFA	2023.07.31
303	303	CE	415.97	303	303	C	415.97	3	KING + TUB + SHOWER	2023.07.31	3	KING + TUB + SHOWER	2023.07.31	3	KING + TUB + SHOWER	2023.07.31
304	304	DE	415.97	304	304	D	415.97	4	KING + SHOWER	2023.07.31	4	KING + SHOWER	2023.07.31	4	KING + SHOWER	2023.07.31
305	305	EE	415.97	305	305	E	415.97	5	(2) QUEEN + TUB + SHOWER	2023.07.31	5	(2) QUEEN + TUB + SHOWER	2023.07.31	5	(2) QUEEN + TUB + SHOWER	2023.07.31
306	306	FE	415.97	306	306	F	415.97	6	(2) QUEEN + SHOWER	2023.07.31	6	(2) QUEEN + SHOWER	2023.07.31	6	(2) QUEEN + SHOWER	2023.07.31
307	307	GE	375.97	307	307	G	375.97	7	KING + TUB	2023.07.31	7	KING + TUB	2023.07.31	7	KING + TUB	2023.07.31
308	308	DE	1007.97	308	308	D	1007.97	8	NORTH EAST CORNER EXTRA LARGE KING SUITE + SLEEPER SOFA	2023.07.31	8	NORTH EAST CORNER EXTRA LARGE KING SUITE + SLEEPER SOFA	2023.07.31	8	NORTH EAST CORNER EXTRA LARGE KING SUITE + SLEEPER SOFA	2023.07.31
309	309	EE	415.97	309	309	E	415.97	9	KING + TUB	2023.07.31	9	KING + TUB	2023.07.31	9	KING + TUB	2023.07.31
310	310	FE	415.97	310	310	F	415.97	10	NORTH EAST CORNER KING SUITE + SLEEPER SOFA	2023.07.31	10	NORTH EAST CORNER KING SUITE + SLEEPER SOFA	2023.07.31	10	NORTH EAST CORNER KING SUITE + SLEEPER SOFA	2023.07.31
311	311	CE	415.97	311	311	C	415.97	11	KING + TUB	2023.07.31	11	KING + TUB	2023.07.31	11	KING + TUB	2023.07.31
312	312	DE	415.97	312	312	D	415.97	12	SOUTH EAST CORNER KING SUITE + SLEEPER SOFA	2023.07.31	12	SOUTH EAST CORNER KING SUITE + SLEEPER SOFA	2023.07.31	12	SOUTH EAST CORNER KING SUITE + SLEEPER SOFA	2023.07.31
313	313	GE	415.97	313	313	G	415.97	13	KING + TUB	2023.07.31	13	KING + TUB	2023.07.31	13	KING + TUB	2023.07.31
314	314	DE	415.97	314	314	D	415.97	14	KING + TUB	2023.07.31	14	KING + TUB	2023.07.31	14	KING + TUB	2023.07.31
315	315	FE	415.97	315	315	F	415.97	15	KING + TUB	2023.07.31	15	KING + TUB	2023.07.31	15	KING + TUB	2023.07.31
316	316	DE	415.97	316	316	D	415.97	16	KING + TUB	2023.07.31	16	KING + TUB	2023.07.31	16	KING + TUB	2023.07.31
317	317	EE	415.97	317	317	E	415.97	17	KING + TUB	2023.07.31	17	KING + TUB	2023.07.31	17	KING + TUB	2023.07.31
318	318	FE	415.97	318	318	F	415.97	18	KING + TUB	2023.07.31	18	KING + TUB	2023.07.31	18	KING + TUB	2023.07.31
319	319	CE	415.97	319	319	C	415.97	19	KING + TUB	2023.07.31	19	KING + TUB	2023.07.31	19	KING + TUB	2023.07.31
320	320	DE	415.97	320	320	D	415.97	20	KING + TUB	2023.07.31	20	KING + TUB	2023.07.31	20	KING + TUB	2023.07.31
321	321	EE	415.97	321	321	E	415.97	21	KING + TUB	2023.07.31	21	KING + TUB	2023.07.31	21	KING + TUB	2023.07.31
322	322	FE	415.97	322	322	F	415.97	22	KING + TUB	2023.07.31	22	KING + TUB	2023.07.31	22	KING + TUB	2023.07.31
323	323	CE	415.97	323	323	C	415.97	23	KING + TUB	2023.07.31	23	KING + TUB	2023.07.31	23	KING + TUB	2023.07.31
324	324	DE	415.97	324	324	D	415.97	24	KING + TUB	2023.07.31	24	KING + TUB	2023.07.31	24	KING + TUB	2023.07.31
325	325	EE	415.97	325	325	E	415.97	25	KING + TUB	2023.07.31	25	KING + TUB	2023.07.31	25	KING + TUB	2023.07.31
326	326	FE	415.97	326	326	F	415.97	26	KING + TUB	2023.07.31	26	KING + TUB	2023.07.31	26	KING + TUB	2023.07.31
327	327	CE	415.97	327	327	C	415.97	27	KING + TUB	2023.07.31	27	KING + TUB	2023.07.31	27	KING + TUB	2023.07.31
328	328	DE	415.97	328	328	D	415.97	28	KING + TUB	2023.07.31	28	KING + TUB	2023.07.31	28	KING + TUB	2023.07.31
329	329	EE	415.97	329	329	E	415.97	29	KING + TUB	2023.07.31	29	KING + TUB	2023.07.31	29	KING + TUB	2023.07.31
330	ELECTRICAL / TELCO	NA		330	ELECTRICAL / TELCO	NA		30	ELECTRICAL / TELCO	2023.07.31	30	ELECTRICAL / TELCO	2023.07.31	30	ELECTRICAL / TELCO	2023.07.31
331	SERVICE	NA		331	SERVICE	NA		31	SERVICE	2023.07.31	31	SERVICE	2023.07.31	31	SERVICE	2023.07.31





**NATIONAL**  
ENGINEERING & CONSULTING, INC.  
30 THOMAS IRVINE, CA 92618-2703  
PHONE: (949) 716-9990 | FAX: (949) 716-9997

STAMP:

**COPYRIGHT:**  
COPYRIGHT IS RETAINED BY NATIONAL ENGINEERING & CONSULTING, INC. FROM THE DATE OF ISSUANCE OF THESE DOCUMENTS. DUPLICATION OF THESE DOCUMENTS OR THE BUILT-WORK REPRESENTED BY THEM IS PROHIBITED WITHOUT THE EXPRESS WRITTEN CONSENT NATIONAL ENGINEERING & CONSULTING, INC.

CLIENT:

OWNER:

PROJECT:

**OZARA**  
HOTEL  
BUILDING FLOOR PLAN

JOB NUMBER

#	DESCRIPTION	DATE
90%	S.D.	2023.07.31
	ARCHITECTURAL REVIEW	2024.01.25

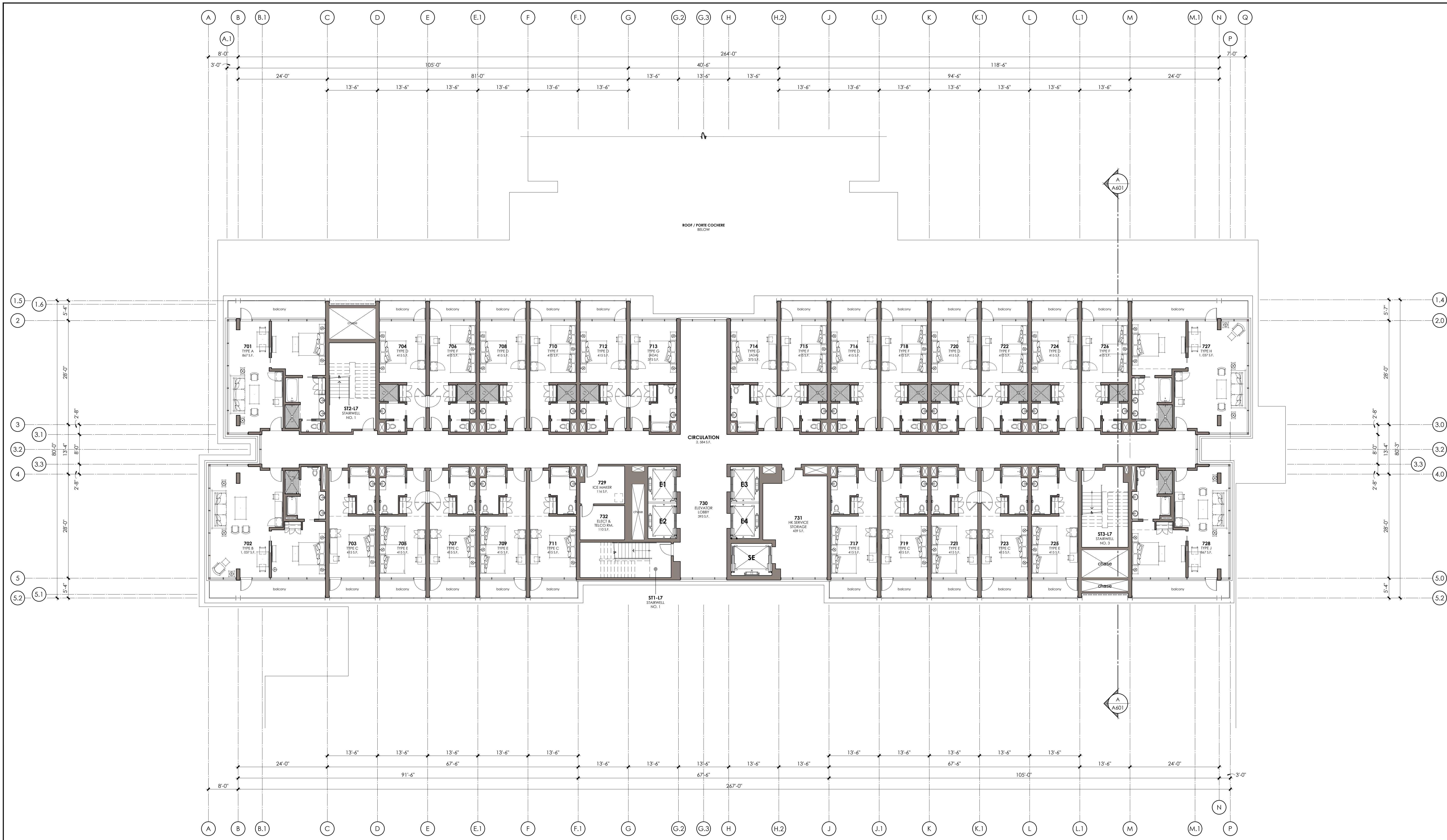
Plot Date: Jan 25, 2024 - 6:56pm

SHEET TITLE:

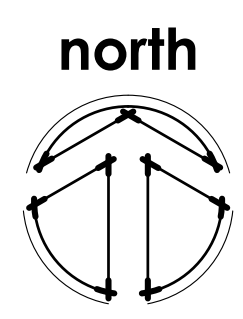
**HOTEL FLOOR PLAN**  
LEVEL 7  
Hotel Guest Rooms

SHEET NO:

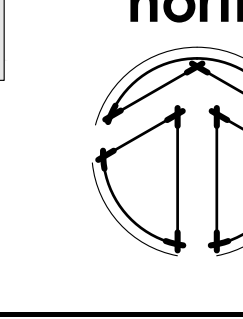
**A207**




**LEVEL 7 FLOOR PLAN** with Balcony  
scale: 3/32" = 1'-0"



ROOM SCHEDULE				ROOM LEGEND				FLOOR PLAN KEY NOTES				KEY PLAN			
RM NO	ROOM NAME	ROOM TYPE	AREA	RM NO	ROOM NAME	ROOM TYPE	AREA	NOTE	NOTE	NOTE	NOTE	RM NO	ROOM NAME	ROOM TYPE	AREA
301	301	AE	867.97	301	301	A	867.97	AE	NORTH WEST CORNER KING SUITE + SLEEPER SOFA			301	301	A	867.97
302	302	BE	1007.97	302	302	B	1007.97	BE	SOUTH WEST CORNER EXTRA LARGE KING SUITE + SLEEPER SOFA			302	302	B	1007.97
303	303	CE	415.97	303	303	C	415.97	CE	KING + TUB + SHOWER			303	303	C	415.97
304	304	DE	415.97	304	304	D	415.97	DE	KING + SHOWER			304	304	D	415.97
305	305	EE	415.97	305	305	E	415.97	EE	(2) QUEEN + TUB + SHOWER			305	305	E	415.97
306	306	FE	415.97	306	306	F	415.97	FE	(2) QUEEN + SHOWER			306	306	F	415.97
307	307	GE	375.97	307	307	G	375.97	GE	KING + TUB			307	307	G	375.97
308	308	HE	1007.97	308	308	H	1007.97	HE	NORTH EAST CORNER EXTRA LARGE KING SUITE + SLEEPER SOFA			308	308	H	1007.97
309	309	IE	867.97	309	309	I	867.97	IE	SOUTH EAST CORNER KING SUITE + SLEEPER SOFA			309	309	I	867.97
310	310	JE	912.97	310	310	J	912.97	JE	NORTH EAST CORNER EXTRA LARGE KING SUITE + SLEEPER SOFA			310	310	J	912.97
311	311	KE	912.97	311	311	K	912.97	KE	KING + TUB			311	311	K	912.97
312	312	LE	912.97	312	312	L	912.97	LE	KING + TUB			312	312	L	912.97
313	313	ME	912.97	313	313	M	912.97	ME	KING + TUB			313	313	M	912.97
314	314	NE	912.97	314	314	N	912.97	NE	KING + TUB			314	314	N	912.97
315	315	OE	912.97	315	315	O	912.97	OE	KING + TUB			315	315	O	912.97
316	316	PE	912.97	316	316	P	912.97	PE	KING + TUB			316	316	P	912.97
317	317	QE	912.97	317	317	Q	912.97	QE	KING + TUB			317	317	Q	912.97
318	318	RE	912.97	318	318	R	912.97	RE	KING + TUB			318	318	R	912.97
319	319	SE	912.97	319	319	S	912.97	SE	KING + TUB			319	319	S	912.97
320	320	TE	912.97	320	320	T	912.97	TE	KING + TUB			320	320	T	912.97
321	321	UE	912.97	321	321	U	912.97	UE	KING + TUB			321	321	U	912.97
322	322	VE	912.97	322	322	V	912.97	VE	KING + TUB			322	322	V	912.97
323	323	WE	912.97	323	323	W	912.97	WE	KING + TUB			323	323	W	912.97
324	324	XE	912.97	324	324	X	912.97	XE	KING + TUB			324	324	X	912.97
325	325	YE	912.97	325	325	Y	912.97	YE	KING + TUB			325	325	Y	912.97
326	326	ZE	912.97	326	326	Z	912.97	ZE	KING + TUB			326	326	Z	912.97
327	327	AA	912.97	327	327	AA	912.97	AA	KING + TUB			327	327	AA	912.97
328	328	AB	912.97	328	328	AB	912.97	AB	KING + TUB			328	328	AB	912.97
329	329	AC	912.97	329	329	AC	912.97	AC	KING + TUB			329	329	AC	912.97
330	330	AD	912.97	330	330	AD	912.97	AD	KING + TUB			330	330	AD	912.97
331	331	AE	912.97	331	331	AE	912.97	AE	KING + TUB			331	331	AE	912.97





**NATIONAL**  
ENGINEERING & CONSULTING, INC.  
30 THOMAS IRVINE, CA 92618-2703  
PHONE: (949) 716-9990 | FAX: (949) 716-9997

STAMP:

**COPYRIGHT:**  
COPYRIGHT NOTICE: COPYRIGHT IS RETAINED BY NATIONAL ENGINEERING & CONSULTING, INC. FROM THE DATE OF ISSUANCE OF THESE DOCUMENTS. DUPLICATION OF THESE DOCUMENTS OR THE BUILT-WORK REPRESENTED BY THEM IS PROHIBITED WITHOUT THE EXPRESS WRITTEN CONSENT NATIONAL ENGINEERING & CONSULTING, INC.

CLIENT:

OWNER:

PROJECT:

**OZARA**  
HOTEL  
BUILDING FLOOR PLAN

JOB NUMBER

#	DESCRIPTION	DATE
90%	S.D.	2023.07.31
	ARCHITECTURAL REVIEW	2024.01.25

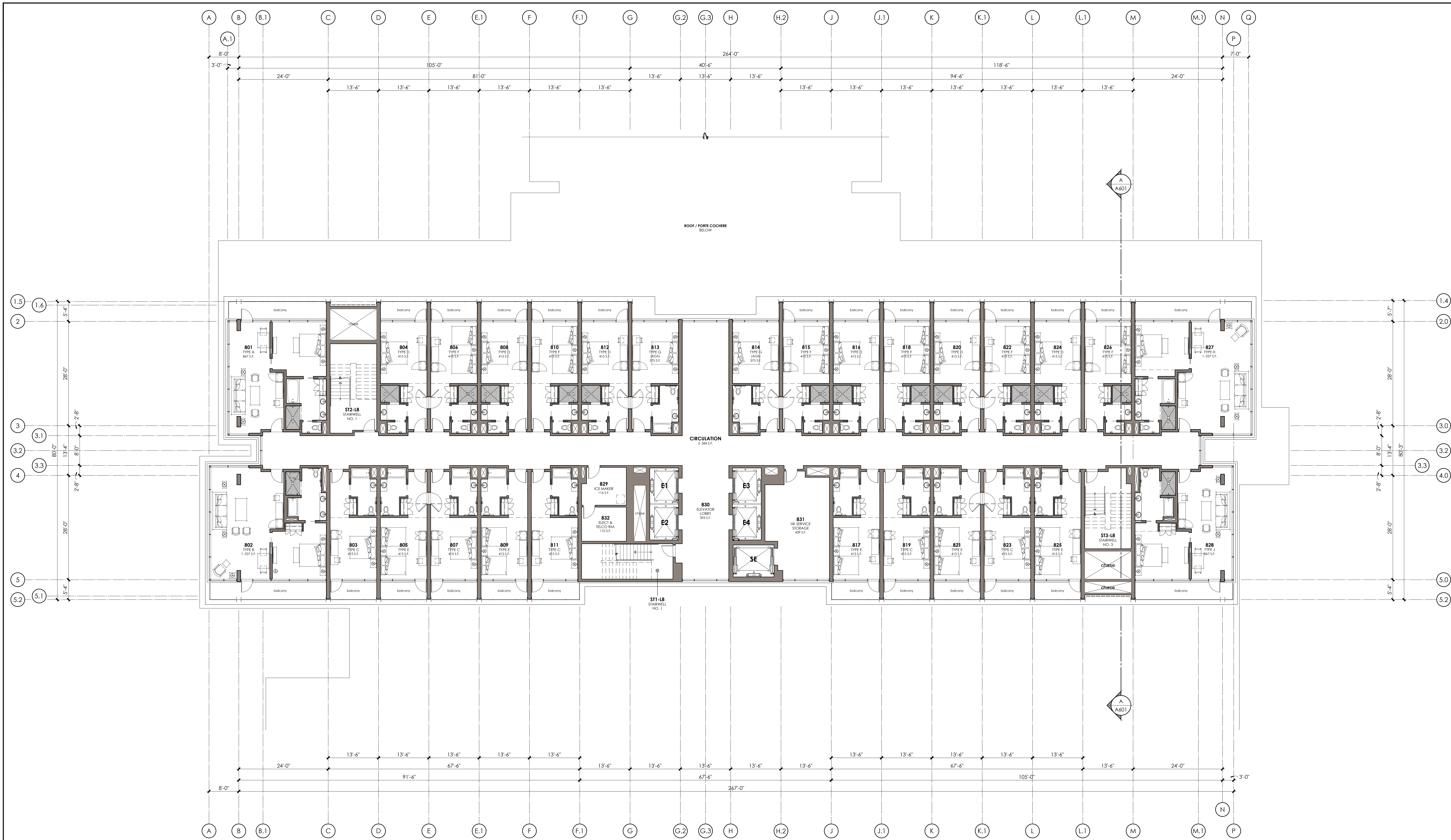
Plot Date: Jan 25, 2024 - 6:57pm

SHEET TITLE:

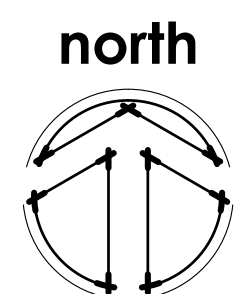
**HOTEL**  
FLOOR PLAN  
LEVEL 8  
Hotel Guest Rooms

SHEET NO:

**A208**



**LEVEL 8 FLOOR PLAN** with Balcony  
scale: 3/32" = 1'-0"



**ROOM SCHEDULE**


RM NO	ROOM NAME	ROOM TYPE	RM NO	ROOM NAME	ROOM TYPE	RM NO	ROOM NAME	ROOM TYPE	RM NO	ROOM NAME	ROOM TYPE	RM NO	ROOM NAME	ROOM TYPE	RM NO	ROOM NAME	ROOM TYPE	RM NO	ROOM NAME	ROOM TYPE
301	301	AE	401	401	A	501	501	A	601	601	A	701	701	A	801	801	A	901	901	A
302	302	BE	402	402	B	502	502	B	602	602	B	702	702	B	802	802	B	902	902	B
303	303	CE	403	403	C	503	503	C	603	603	C	703	703	C	803	803	C	903	903	C
304	304	DE	404	404	D	504	504	D	604	604	D	704	704	D	804	804	D	904	904	D
305	305	EE	405	405	E	505	505	E	605	605	E	705	705	E	805	805	E	905	905	E
306	306	FE	406	406	F	506	506	F	606	606	F	706	706	F	806	806	F	906	906	F
307	307	GE	407	407	G	507	507	G	607	607	G	707	707	G	807	807	G	907	907	G
308	308	DE	408	408	D	508	508	D	608	608	D	708	708	D	808	808	D	908	908	D
309	309	EE	409	409	E	509	509	E	609	609	E	709	709	E	809	809	E	909	909	E
310	310	FE	410	410	F	510	510	F	610	610	F	710	710	F	810	810	F	910	910	F
311	311	GE	411	411	G	511	511	G	611	611	G	711	711	G	811	811	G	911	911	G
312	312	DE	412	412	D	512	512	D	612	512	D	712	312	D	812	312	D	912	312	D
313	313	GD	413	413	GD	513	313	GD	613	313	GD	713	313	GD	813	313	GD	913	313	GD
314	314	GD	414	414	GD	514	314	GD	614	314	GD	714	314	GD	814	314	GD	914	314	GD
315	315	FE	415	415	F	515	315	F	615	315	F	715	315	F	815	315	F	915	315	F
316	316	DE	416	416	D	516	316	D	616	316	D	716	316	D	816	316	D	916	316	D
317	317	EE	417	417	E	517	317	E	617	317	E	717	317	E	817	317	E	917	317	E
318	318	FE	418	418	F	518	318	F	618	318	F	718	318	F	818	318	F	918	318	F
319	319	GE	419	419	G	519	319	G	619	319	G	719	319	G	819	319	G	919	319	G
320	320	DE	420	420	D	520	320	D	620	320	D	720	320	D	820	320	D	920	320	D
321	321	EE	421	421	E	521	321	E	621	321	E	721	321	E	821	321	E	921	321	E
322	322	FE	422	422	F	522	322	F	622	322	F	722	322	F	822	322	F	922	322	F
323	323	GE	423	423	G	523	323	G	623	323	G	723	323	G	823	323	G	923	323	G
324	324	DE	424	424	D	524	324	D	624	324	D	724	324	D	824	324	D	924	324	D
325	325	EE	425	425	E	525	325	E	625	325	E	725	325	E	825	325	E	925	325	E
326	326	FE	426	426	F	526	326	F	626	326	F	726	326	F	826	326	F	926	326	F
327	327	HE	427	427	H	527	327	H	627	327	H	727	327	H	827	327	H	927	327	H
328	328	JE	428	428	J	528	328	J	628	328	J	728	328	J	828	328	J	928	328	J
329	ICE MAKER	NA	429	ICE MAKER	NA	529	ICE MAKER	NA	629	ICE MAKER	NA	729	ICE MAKER	NA	829	ICE MAKER	NA	929	ICE MAKER	NA
330	ELECTRICAL / TELCO	NA	430	ELECTRICAL / TELCO	NA	530	ELECTRICAL / TELCO	NA	630	ELECTRICAL / TELCO	NA	730	ELECTRICAL / TELCO	NA	830	ELECTRICAL / TELCO	NA	930	ELECTRICAL / TELCO	NA
331	SERVICE	NA	431	SERVICE	NA	531	SERVICE	NA	631	SERVICE	NA	731	SERVICE	NA	831	SERVICE	NA	931	SERVICE	NA

**ROOM LEGEND**

RM TYPE	ROOM DESCRIPTION	NET SF
AE	NORTH WEST CORNER KING SUITE + SLEEPER SOFA	867 SF
BE	SOUTH WEST CORNER EXTRA LARGE KING SUITE + SLEEPER SOFA	1007 SF
CE	KING + TUB + SHOWER	415 SF
DE	KING + SHOWER	415 SF
EE	(2) QUEEN + TUB + SHOWER	415 SF
FE	(2) QUEEN + SHOWER	415 SF
GE	KING + TUB	375 SF
HE	NORTH EAST CORNER EXTRA LARGE KING SUITE + SLEEPER SOFA	1007 SF
JE	SOUTH EAST CORNER KING SUITE + SLEEPER SOFA	867 SF
A	NORTH WEST CORNER KING SUITE + SLEEPER SOFA	927 SF
B	SOUTH WEST CORNER EXTRA LARGE KING SUITE + SLEEPER SOFA	912 SF
C	KING + TUB + SHOWER	375 SF
D	KING + SHOWER	375 SF
E	(2) QUEEN + TUB + SHOWER	375 SF
F	(2) QUEEN + SHOWER	375 SF
G	KING + TUB	375 SF
H	NORTH EAST CORNER EXTRA LARGE KING SUITE + SLEEPER SOFA	912 SF
J	SOUTH EAST CORNER KING SUITE + SLEEPER SOFA	727 SF

**FLOOR PLAN KEY NOTES**

HOTEL FLOOR	(2) QUEEN	KING	CORNER SUITES	ADA
FLOOR 1	11	13	4	0
FLOOR 2	11	13	4	0
FLOOR 3	11	13	4	0
FLOOR 4	11	13	4	0
FLOOR 5	11	13	4	1
FLOOR 6	11	13	4	1
FLOOR 7	11	13	4	1
FLOOR 8	11	13	4	2
FLOOR 9	11	13	4	2
FLOOR 10	11	13	4	2
FLOOR 11	11	13	4	2
FLOOR 12	11	13	4	2
FLOOR 13	11	13	4	2
FLOOR 14	11	13	4	2
FLOOR 15	11	13	4	2
FLOOR 16	11	13	4	2
FLOOR 17	11	13	4	2
FLOOR 18	11	13	4	2
FLOOR 19	11	13	4	2
FLOOR 20	11	13	4	2
FLOOR 21	11	13	4	2
FLOOR 22	11	13	4	2
FLOOR 23	11	13	4	2
FLOOR 24	11	13	4	2
FLOOR 25	11	13	4	2
FLOOR 26	11	13	4	2
FLOOR 27	11	13	4	2
FLOOR 28	11	13	4	2
FLOOR 29	11	13	4	2
FLOOR 30	11	13	4	2
FLOOR 31	11	13	4	2
FLOOR 32	11	13	4	2
FLOOR 33	11	13	4	2
FLOOR 34	11	13	4	2
FLOOR 35	11	13	4	2
FLOOR 36	11	13	4	2
FLOOR 37	11	13	4	2
FLOOR 38	11	13	4	2
FLOOR 39	11	13	4	2
FLOOR 40	11	13	4	2
FLOOR 41	11	13	4	2
FLOOR 42	11	13	4	2
FLOOR 43	11	13	4	2
FLOOR 44	11	13	4	2
FLOOR 45	11	13	4	2
FLOOR 46	11	13	4	2
FLOOR 47	11	13	4	2
FLOOR 48	11	13	4	2
FLOOR 49	11	13	4	2
FLOOR 50	11	13	4	2
FLOOR 51	11	13	4	2
FLOOR 52	11	13	4	2
FLOOR 53	11	13	4	2
FLOOR 54	11	13	4	2
FLOOR 55	11	13	4	2
FLOOR 56	11	13	4	2
FLOOR 57	11	13	4	2
FLOOR 58	11	13	4	2
FLOOR 59	11	13	4	2
FLOOR 60	11	13	4	2
FLOOR 61	11	13	4	2
FLOOR 62	11	13	4	2
FLOOR 63	11	13	4	2
FLOOR 64	11	13	4	2
FLOOR 65	11	13	4	2
FLOOR 66	11	13	4	2
FLOOR 67	11	13	4	2
FLOOR 68	11	13	4	2
FLOOR 69	11	13	4	2
FLOOR 70	11	13	4	2
FLOOR 71	11	13	4	2
FLOOR 72	11	13	4	2
FLOOR 73	11	13	4	2
FLOOR 74	11	13	4	2
FLOOR 75	11	13	4	2
FLOOR 76	11	13	4	2
FLOOR 77	11	13	4	2
FLOOR 78	11	13	4	2
FLOOR 79	11	13	4	2
FLOOR 80	11	13	4	2
FLOOR 81	11	13	4	2
FLOOR 82	11	13	4	2
FLOOR 83	11	13	4	2
FLOOR 84	11	13	4	2
FLOOR 85	11	13	4	2
FLOOR 86	11	13	4	2
FLOOR 87	11	13	4	2
FLOOR 88	11	13	4	2
FLOOR 89	11	13	4	2
FLOOR 90	11	13	4	2
FLOOR 91	11	13	4	2
FLOOR 92	11	13	4	2
FLOOR 93	11	13	4	2
FLOOR 94	11	13	4	2
FLOOR 95	11	13	4	2
FLOOR 96	11	13	4	2
FLOOR 97	11	13	4	2
FLOOR 98	11	13	4	2
FLOOR 99	11	13	4	2
FLOOR 100	11	13	4	2
FLOOR 101	11	13	4	2
FLOOR 102	11	13	4	2
FLOOR 103	11	13	4	2
FLOOR 104	11	13	4	2
FLOOR 105	11	13	4	2
FLOOR 106	11	13	4	2
FLOOR 107	11	13	4	2
FLOOR 108	11	13	4	2
FLOOR 109	11	13	4	2
FLOOR 110	11	13	4	2
FLOOR 111	11	13	4	2
FLOOR 112	11	13	4	2
FLOOR 113	11	13	4	2
FLOOR 114	11	13	4	2
FLOOR 115	11	13	4	2
FLOOR 116	11	13	4	2
FLOOR 117	11	13	4	2
FLOOR 118	11	13	4	2
FLOOR 119	11	13	4	2
FLOOR 120	11	13	4	2
FLOOR 121	11	13	4	2
FLOOR 122	11	13	4	2
FLOOR 123	11	13	4	2
FLOOR 124	11	13	4	2
FLOOR 125	11	13	4	2
FLOOR 126	11	13	4	2
FLOOR 127	11	13	4	2
FLOOR 128	11	13	4	2
FLOOR 129	11	13	4	2
FLOOR 130	11	13	4	2
FLOOR 131	11	13	4	2
FLOOR 132	11	13	4	2
FLOOR				



**NATIONAL**  
ENGINEERING & CONSULTING, INC.  
30 THOMAS IRVINE, CA 92618-2703  
PHONE: (949) 716-9990 | FAX: (949) 716-9997

STAMP:

**COPYRIGHT:**  
COPYRIGHT IS RETAINED BY NATIONAL ENGINEERING & CONSULTING, INC. FROM THE DATE OF ISSUANCE OF THESE DOCUMENTS. DUPLICATION OF THESE DOCUMENTS OR THE BUILT-WORK REPRESENTED BY THEM IS PROHIBITED WITHOUT THE EXPRESS WRITTEN CONSENT NATIONAL ENGINEERING & CONSULTING, INC.

CLIENT:

OWNER:

PROJECT:

**OZARA**  
HOTEL  
BUILDING FLOOR PLAN

JOB NUMBER

#	DESCRIPTION	DATE
90%	S.D.	2023.07.31
	ARCHITECTURAL REVIEW	2024.01.25

Plot Date: Jan 25, 2024 - 6:58pm

SHEET TITLE:

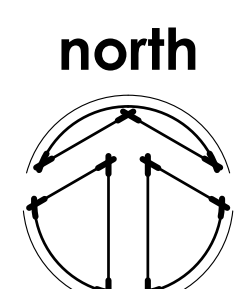
**HOTEL**  
FLOOR PLAN  
LEVEL 9  
Hotel Guest Rooms

SHEET NO:

**A209**



**LEVEL 9 FLOOR PLAN** with Balcony  
scale: 3/32" = 1'-0"



**ROOM SCHEDULE**

THIRD FLOOR			FOURTH FLOOR			FIFTH FLOOR			SIXTH FLOOR			SEVENTH FLOOR			EIGHTH FLOOR			NINTH FLOOR		
RM NO	ROOM NAME	ROOM TYPE	RM NO	ROOM NAME	ROOM TYPE	RM NO	ROOM NAME	ROOM TYPE	RM NO	ROOM NAME	ROOM TYPE	RM NO	ROOM NAME	ROOM TYPE	RM NO	ROOM NAME	ROOM TYPE	RM NO	ROOM NAME	ROOM TYPE
301	301	AE	401	401	A	301	301	A	301	301	A	301	301	A	301	301	A	301	301	A
302	302	BE	402	402	B	302	302	B	302	302	B	302	302	B	302	302	B	302	302	B
303	303	CE	403	403	C	303	303	C	303	303	C	303	303	C	303	303	C	303	303	C
304	304	DE	404	404	D	304	304	D	304	304	D	304	304	D	304	304	D	304	304	D
305	305	EE	405	405	E	305	305	E	305	305	E	305	305	E	305	305	E	305	305	E
306	306	FE	406	406	F	306	306	F	306	306	F	306	306	F	306	306	F	306	306	F
307	307	GE	407	407	G	307	307	G	307	307	G	307	307	G	307	307	G	307	307	G
308	308	DE	408	408	D	308	308	D	308	308	D	308	308	D	308	308	D	308	308	D
309	309	EE	409	409	E	309	309	E	309	309	E	309	309	E	309	309	E	309	309	E
310	310	FE	410	410	F	310	310	F	310	310	F	310	310	F	310	310	F	310	310	F
311	311	CE	411	411	C	311	311	C	311	311	C	311	311	C	311	311	C	311	311	C
312	312	DE	412	412	D	312	312	D	312	312	D	312	312	D	312	312	D	312	312	D
313	313	GE	413	413	G	313	313	G	313	313	G	313	313	G	313	313	G	313	313	G
314	314	DE	414	414	D	314	314	D	314	314	D	314	314	D	314	314	D	314	314	D
315	315	FE	415	415	F	315	315	F	315	315	F	315	315	F	315	315	F	315	315	F
316	316	DE	416	416	D	316	316	D	316	316	D	316	316	D	316	316	D	316	316	D
317	317	EE	417	417	E	317	317	E	317	317	E	317	317	E	317	317	E	317	317	E
318	318	FE	418	418	F	318	318	F	318	318	F	318	318	F	318	318	F	318	318	F
319	319	CE	419	419	C	319	319	C	319	319	C	319	319	C	319	319	C	319	319	C
320	320	DE	420	420	D	320	320	D	320	320	D	320	320	D	320	320	D	320	320	D
321	321	EE	421	421	E	321	321	E	321	321	E	321	321	E	321	321	E	321	321	E
322	322	FE	422	422	F	322	322	F	322	322	F	322	322	F	322	322	F	322	322	F
323	323	CE	423	423	C	323	323	C	323	323	C	323	323	C	323	323	C	323	323	C
324	324	DE	424	424	D	324	324	D	324	324	D	324	324	D	324	324	D	324	324	D
325	325	EE	425	425	E	325	325	E	325	325	E	325	325	E	325	325	E	325	325	E
326	326	FE	426	426	F	326	326	F	326	326	F	326	326	F	326	326	F	326	326	F
327	327	HE	427	427	H	327	327	H	327	327	H	327	327	H	327	327	H	327	327	H
328	328	JE	428	428	J	328	328	J	328	328	J	328	328	J	328	328	J	328	328	J
329	ICE MAKER	NA	429	ICE MAKER	NA	329	ICE MAKER	NA	329	ICE MAKER	NA	329	ICE MAKER	NA	329	ICE MAKER	NA	329	ICE MAKER	NA
330	ELECTRICAL / TELCO	NA	430	ELECTRICAL / TELCO	NA	330	ELECTRICAL / TELCO	NA	330	ELECTRICAL / TELCO	NA	330	ELECTRICAL / TELCO	NA	330	ELECTRICAL / TELCO	NA	330	ELECTRICAL / TELCO	NA
331	SERVICE	NA	431	SERVICE	NA	331	SERVICE	NA	331	SERVICE	NA	331	SERVICE	NA	331	SERVICE	NA	331	SERVICE	NA

**ROOM LEGEND**

RM TYPE	ROOM DESCRIPTION	NET SF
AE	NORTH WEST CORNER KING SUITE + SLEEPER SOFA	867.97
BE	SOUTH WEST CORNER EXTRA LARGE KING SUITE + SLEEPER SOFA	1007.97
CE	KING + TUB + SHOWER	415.97
DE	KING + SHOWER	415.97
EE	(2) QUEEN + TUB + SHOWER	415.97
FE	(2) QUEEN + SHOWER	415.97
GE	KING + TUB	375.97
HE	NORTH EAST CORNER EXTRA LARGE KING SUITE + SLEEPER SOFA	1007.97
JE	SOUTH EAST CORNER KING SUITE + SLEEPER SOFA	867.97

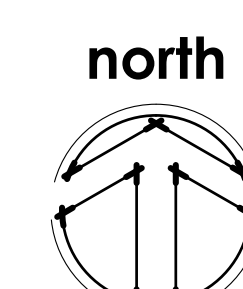
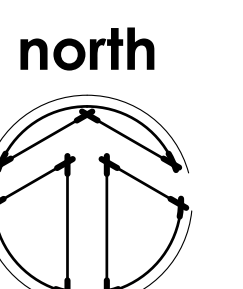
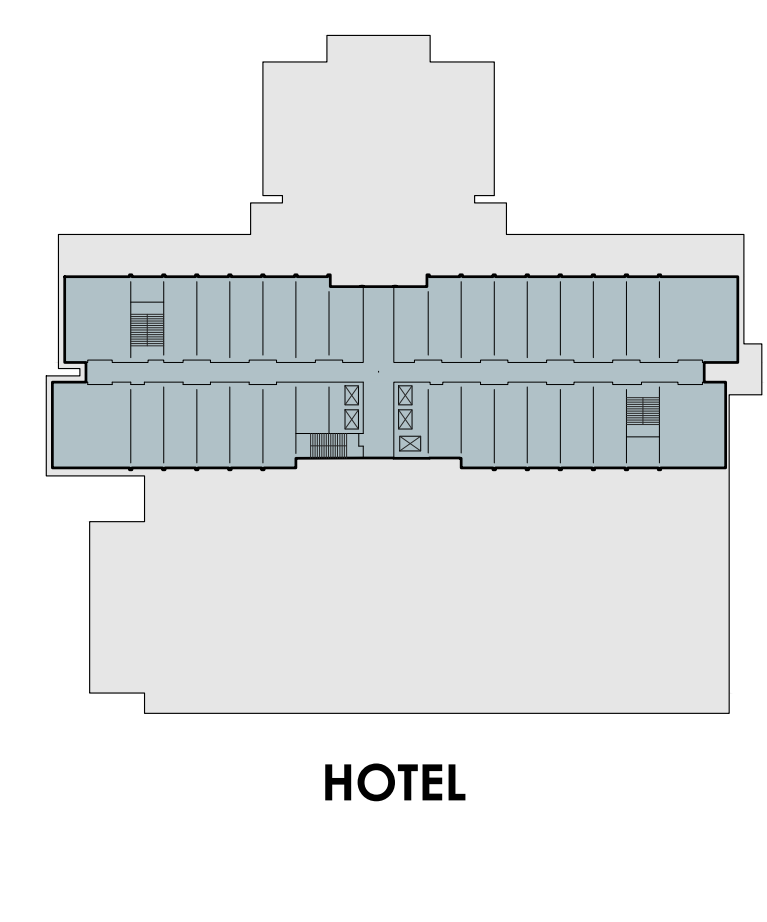
RM TYPE	ROOM DESCRIPTION	NET SF
A	NORTH WEST CORNER KING SUITE + SLEEPER SOFA	922.97
B	SOUTH WEST CORNER EXTRA LARGE KING SUITE + SLEEPER SOFA	912.97
C	KING + TUB + SHOWER	375.97
D	KING + SHOWER	375.97
E	(2) QUEEN + TUB + SHOWER	375.97
F	(2) QUEEN + SHOWER	375.97
G	KING + TUB	375.97
H	NORTH EAST CORNER EXTRA LARGE KING SUITE + SLEEPER SOFA	912.97
J	SOUTH EAST CORNER KING SUITE + SLEEPER SOFA	922.97


  

HOTEL FLOOR	(2) QUEEN	KING	CORNER SUITES	ADA
FLOOR 9	11	13	4	0
FLOOR 8	11	13	4	0
FLOOR 7	11	13	4	0
FLOOR 6	11	13	4	2
FLOOR 5	11	13	4	1
FLOOR 4	11	13	4	1
FLOOR 3	11	13	4	2
<b>TOTAL</b>	<b>77</b>	<b>91</b>	<b>28</b>	<b>7</b>

**FLOOR PLAN KEY NOTES**

**KEY PLAN**





**NATIONAL**  
ENGINEERING & CONSULTING, INC.  
30 THOMAS IRVINE, CA 92618-2703  
PHONE: (949) 716-9990 | FAX: (949) 716-9997

STAMP:

**COPYRIGHT:**  
COPYRIGHT NOTICE:  
COPYRIGHT IS RETAINED BY NATIONAL  
ENGINEERING & CONSULTING, INC. FROM THE  
DATE OF ISSUANCE OF THESE DOCUMENTS.  
DUPLICATION OF THESE DOCUMENTS OR THE  
BUILT-WORK REPRESENTED BY THEM IS  
PROHIBITED WITHOUT THE EXPRESS WRITTEN  
CONSENT NATIONAL ENGINEERING &  
CONSULTING, INC.

CLIENT:

OWNER:

PROJECT:

**OZARA**  
HOTEL  
MECHANICAL EQUIPMENT /  
SPA RESORT & WELLNESS

JOB NUMBER

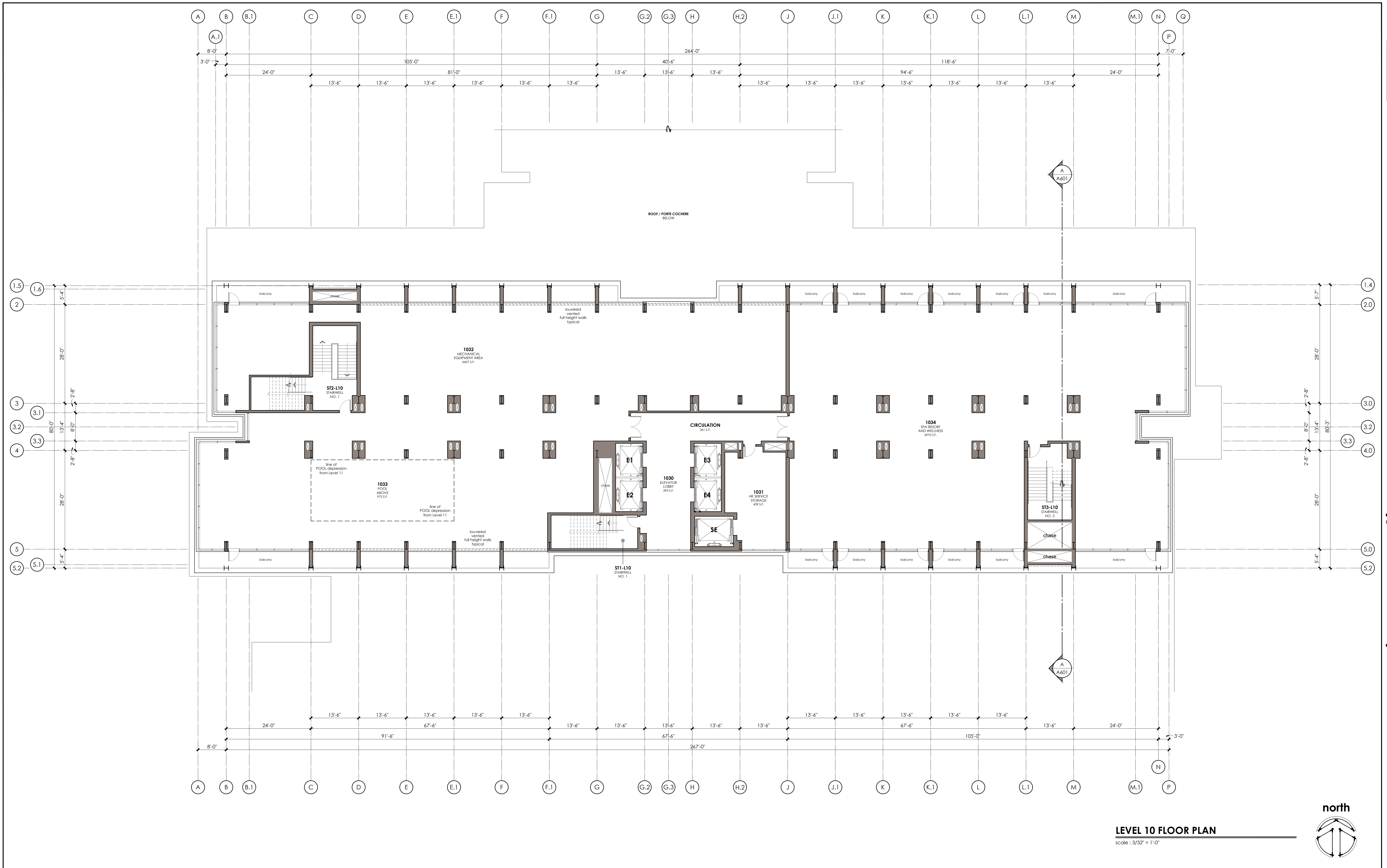
#	DESCRIPTION	DATE
90%	S.D.	2023.07.31
	ARCHITECTURAL REVIEW	2024.01.25

Plot Date: Jan 25, 2024 - 6:58pm

SHEET TITLE:  
**HOTEL  
FLOOR PLAN  
LEVEL 10**  
Mechanical Equipment /  
Spa Resort & Wellness

SHEET NO:

**A210**



**FLOOR PLAN GENERAL NOTES**

**FLOOR PLAN KEY NOTES**


**WALL LEGEND**

**KEY PLAN**

**WALL LEGEND**

**KEY PLAN**





**NATIONAL**  
ENGINEERING & CONSULTING, INC.  
30 THOMAS IRVINE, CA 92618-2703  
PHONE: (949) 716-9990 | FAX: (949) 716-9997

STAMP:

**COPYRIGHT:**  
COPYRIGHT NOTICE:  
COPYRIGHT IS RETAINED BY NATIONAL  
ENGINEERING & CONSULTING, INC. FROM THE  
DATE OF ISSUANCE OF THESE DOCUMENTS.  
DUPLICATION OF THESE DOCUMENTS OR THE  
BUILT-WORK REPRESENTED BY THEM IS  
PROHIBITED WITHOUT THE EXPRESS WRITTEN  
CONSENT NATIONAL ENGINEERING &  
CONSULTING, INC.

CLIENT:

OWNER:

PROJECT:

**OZARA**

**HOTEL  
ROOFTOP POOL DECK /  
ROOFTOP RESTAURANT &  
PATIO DINING**

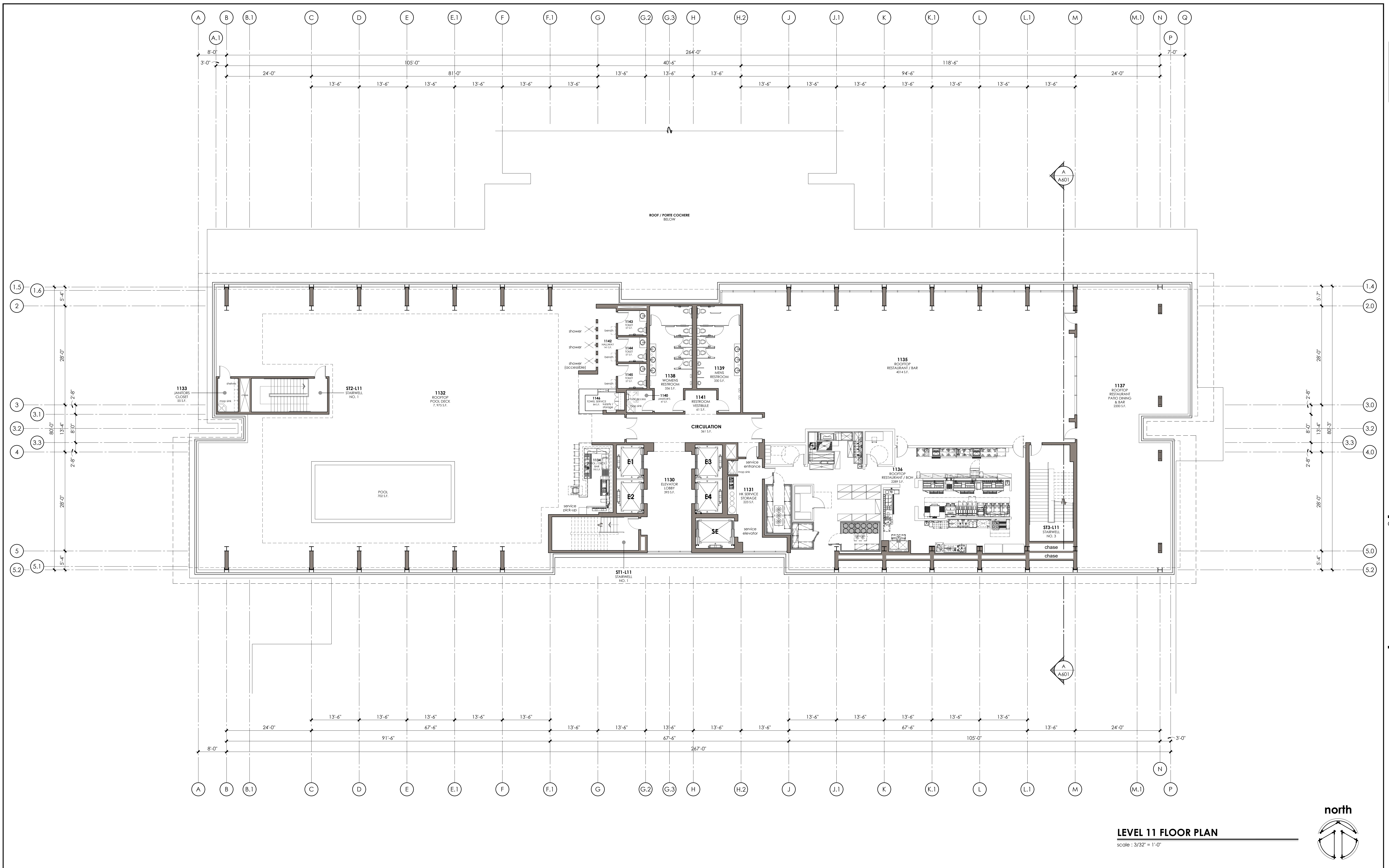
JOB NUMBER

#	DESCRIPTION	DATE
90%	S.D.	2023.07.31
	ARCHITECTURAL REVIEW	2024.01.25

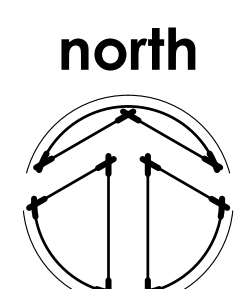
Plot Date: Jan 25, 2024 - 6:59pm

SHEET TITLE:  
**HOTEL  
FLOOR PLAN  
LEVEL 11**  
Rooftop Pool Deck /  
Restaurant & Patio Dining  
SHEET NO:

**A211**



**LEVEL 11 FLOOR PLAN**  
scale: 3/32" = 1'-0"

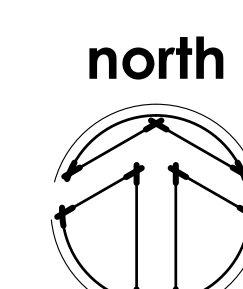
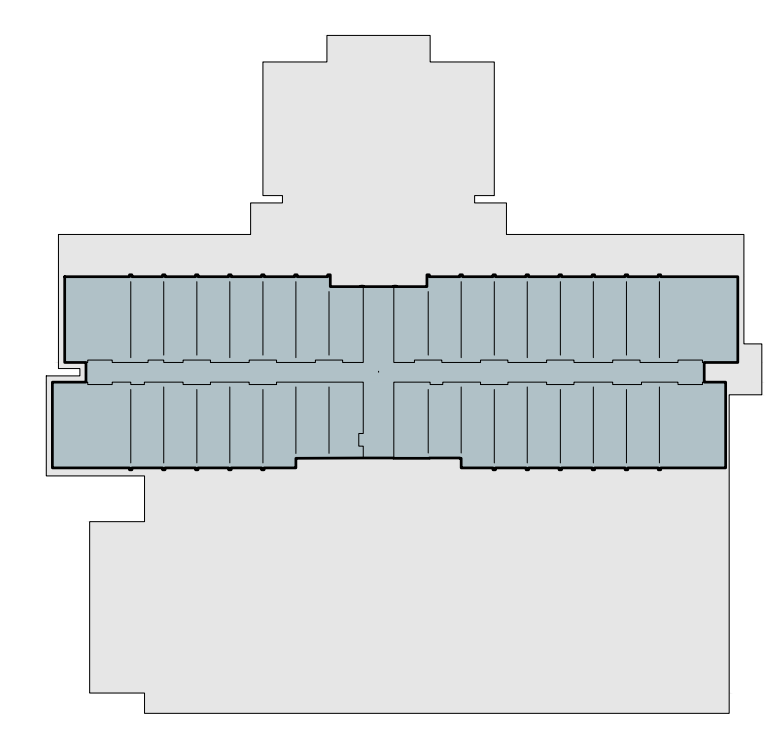


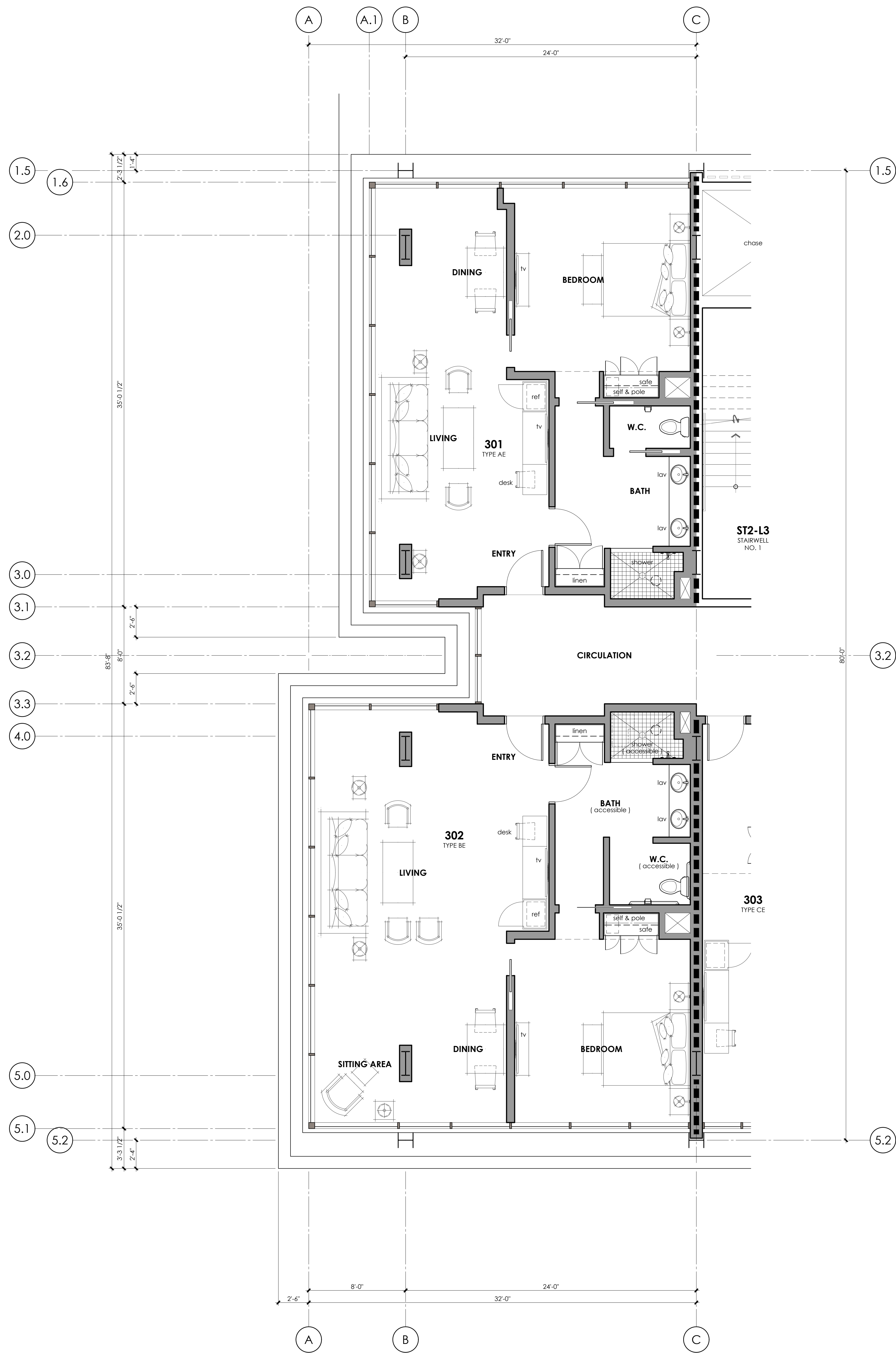
**FLOOR PLAN GENERAL NOTES**

**FLOOR PLAN KEY NOTES**

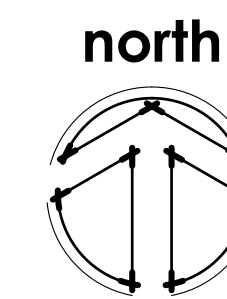
**WALL LEGEND**

**KEY PLAN**

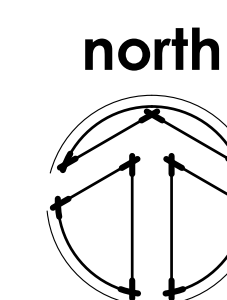




**LEVEL 3 - SUITE 1** North - West  
 Extended Floor Plan with Optional Door To Bath  
 scale : 1/4" = 1'-0"



**LEVEL 3 - SUITE 2** South - West  
 Extended Floor Plan with Optional Door To Bath  
 Accessible Floor Plan  
 scale : 1/4" = 1'-0"



**FLOOR PLAN NOTES**

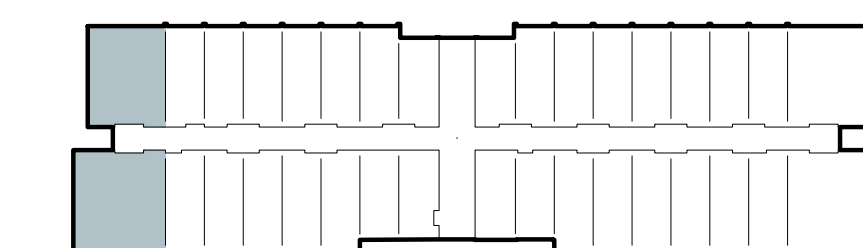
GENERAL NOTES

**FLOOR PLAN KEY NOTES**


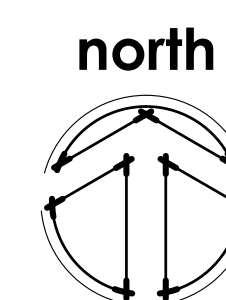
**WALL LEGEND**

- FULL HEIGHT Stud Wall
- FULL HEIGHT Fire Rated Wall

**KEY PLAN**



LEVEL 3



**NATIONAL**  
 ENGINEERING & CONSULTING, INC.  
 30 THOMAS IRVINE, CA 92618-2703  
 PHONE: (949) 716-9990 | FAX: (949) 716-9997

STAMP:

**COPYRIGHT:**  
 COPYRIGHT IS RETAINED BY NATIONAL  
 ENGINEERING & CONSULTING, INC. FROM THE  
 DATE OF ISSUANCE OF THESE DOCUMENTS.  
 DUPLICATION OF THESE DOCUMENTS OR THE  
 BUILT-WORK REPRESENTED BY THEM IS  
 PROHIBITED WITHOUT THE EXPRESS WRITTEN  
 CONSENT NATIONAL ENGINEERING &  
 CONSULTING INC.

CLIENT:

OWNER:

PROJECT:

**OZARA**  
 HOTEL  
 GUEST ROOM SUITES

**JOB NUMBER**

#	DESCRIPTION	DATE
90%	S.D.	2023.07.31
	ARCHITECTURAL REVIEW	2024.01.25

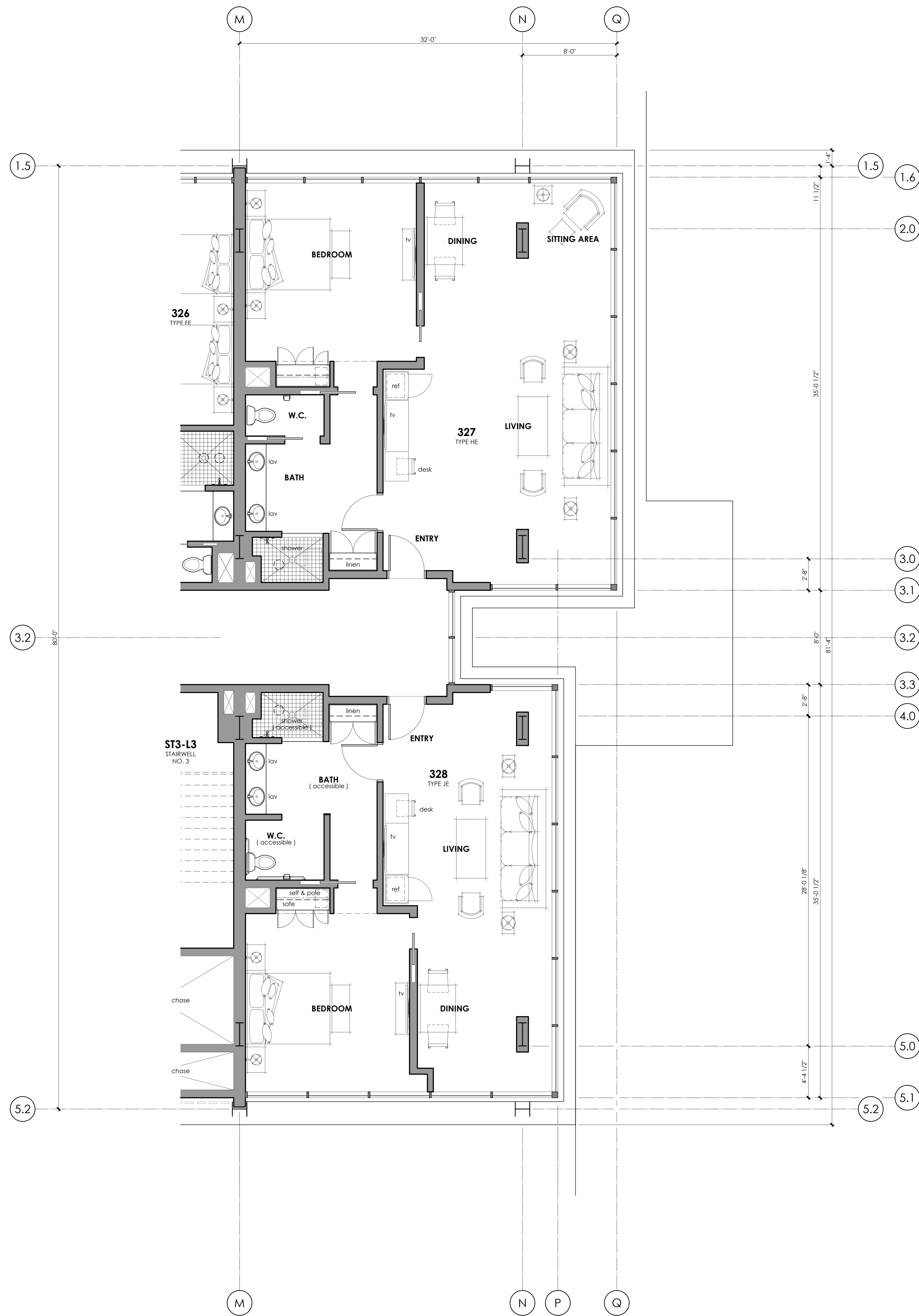
Plot Date: Jan 25, 2024 - 6:25pm

SHEET TITLE:

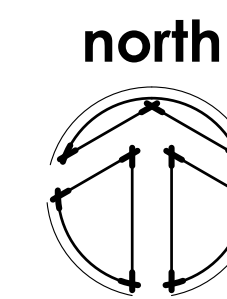
**SUITES**  
**FLOOR PLANS - WEST**  
**LEVEL 3**

SHEET NO:

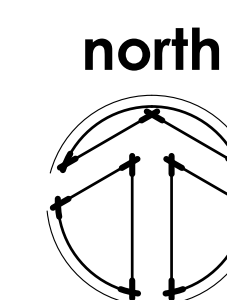
**A223.1**



**LEVEL 3 - SUITE 2** North - East  
 Extended Floor Plan with Optional Door To Bath  
 scale : 1/4" = 1'-0"



**LEVEL 3 - SUITE 1** South - East  
 Extended Floor Plan with Optional Door To Bath  
 Accessible Floor Plan  
 scale : 1/4" = 1'-0"



**FLOOR PLAN NOTES**

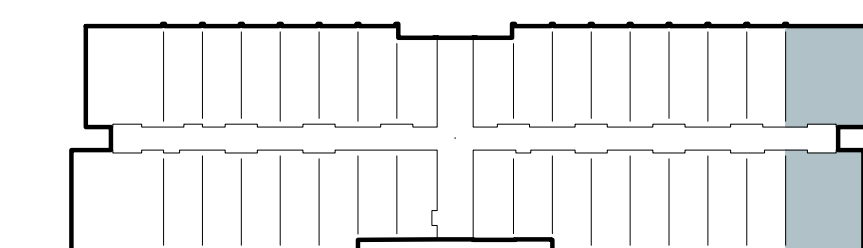
GENERAL NOTES

**FLOOR PLAN KEY NOTES**


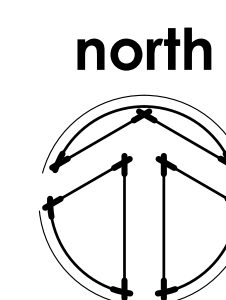
**WALL LEGEND**

- FULL HEIGHT Stud Wall
- FULL HEIGHT Fire Rated Wall

**KEY PLAN**



LEVEL 3



**NATIONAL**  
 ENGINEERING & CONSULTING, INC.  
 30 THOMAS IRVINE, CA 92618-2703  
 PHONE: (949) 716-9990 | FAX: (949) 716-9997

STAMP:

**COPYRIGHT:**  
 COPYRIGHT NOTICE:  
 COPYRIGHT IS RETAINED BY NATIONAL  
 ENGINEERING & CONSULTING, INC. FROM THE  
 DATE OF ISSUANCE OF THESE DOCUMENTS.  
 DUPLICATION OF THESE DOCUMENTS OR THE  
 BUILT-WORK REPRESENTED BY THEM IS  
 PROHIBITED WITHOUT THE EXPRESS WRITTEN  
 CONSENT NATIONAL ENGINEERING &  
 CONSULTING INC.

CLIENT:

OWNER:

PROJECT:

**OZARA**  
 HOTEL  
 GUEST ROOM SUITES

**JOB NUMBER**

#	DESCRIPTION	DATE
90%	S.D.	2023.07.31
	ARCHITECTURAL REVIEW	2024.01.25


Plot Date: Jan 25, 2024 - 6:25pm

SHEET TITLE:

**SUITES**  
**FLOOR PLANS - EAST**  
 LEVEL 3

SHEET NO:

**A223.2**



**NATIONAL**  
ENGINEERING & CONSULTING, INC.  
30 THOMAS IRVINE, CA 92618-2703  
PHONE: (949) 716-9990 | FAX: (949) 716-9997

STAMP:

**COPYRIGHT:**  
COPYRIGHT NOTICE: COPYRIGHT IS RETAINED BY NATIONAL ENGINEERING & CONSULTING, INC. FROM THE DATE OF ISSUANCE OF THESE DOCUMENTS. DUPLICATION OF THESE DOCUMENTS OR THE BUILT-WORK REPRESENTED BY THEM IS PROHIBITED WITHOUT THE EXPRESS WRITTEN CONSENT OF NATIONAL ENGINEERING & CONSULTING, INC.

CLIENT:

OWNER:

PROJECT:

**OZARA**  
HOTEL  
GUEST ROOMS

JOB NUMBER

#	DESCRIPTION	DATE
90%	S.D.	2023.07.31
	ARCHITECTURAL REVIEW	2024.01.25

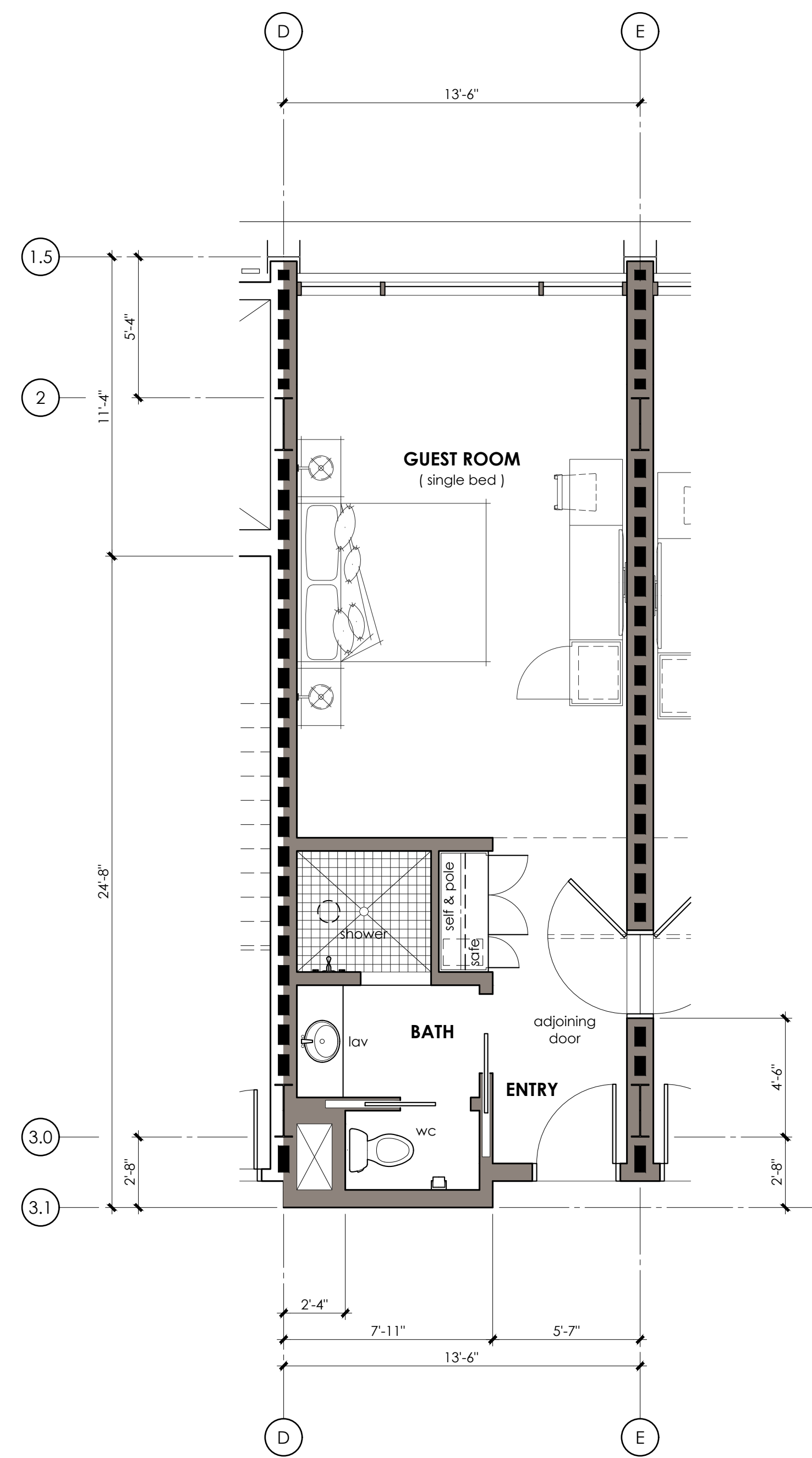
Plot Date: Jan 25, 2024 - 6:28pm

SHEET TITLE:

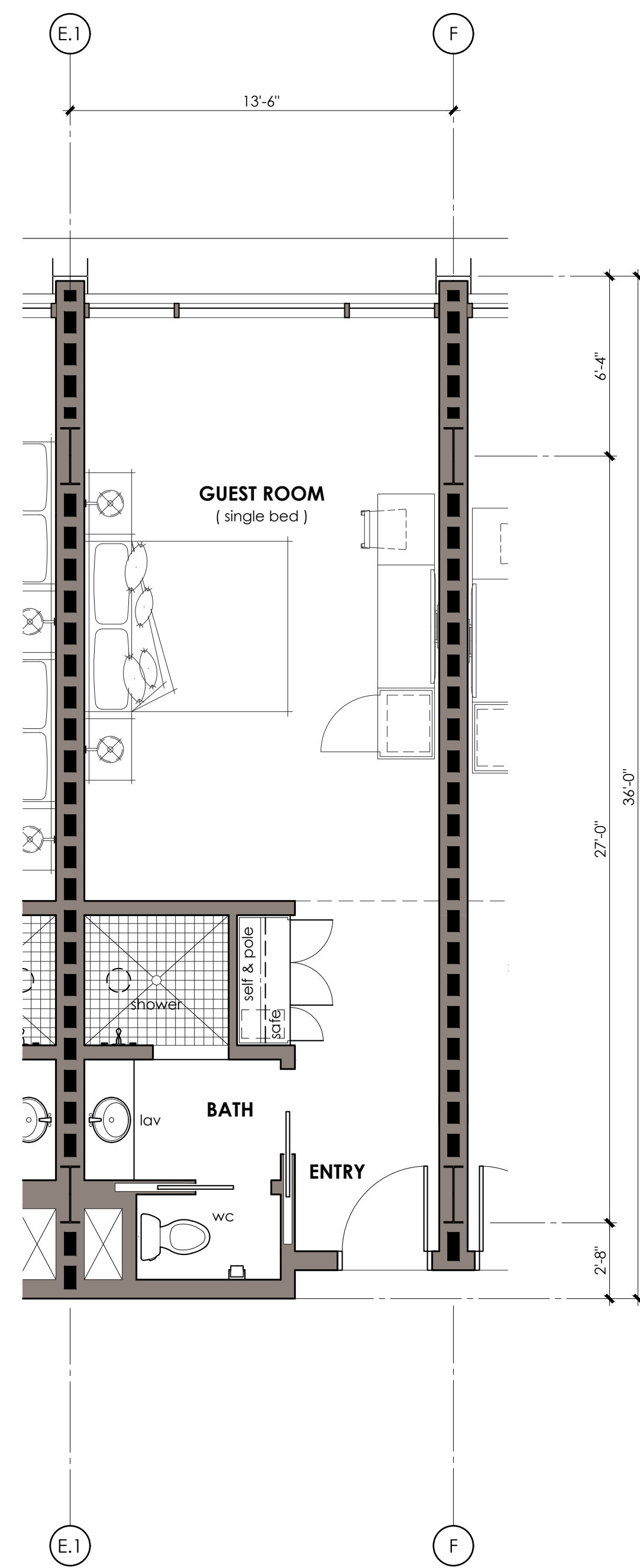
**HOTEL**  
GUEST ROOMS  
FLOOR PLANS  
LEVEL 3

SHEET NO:

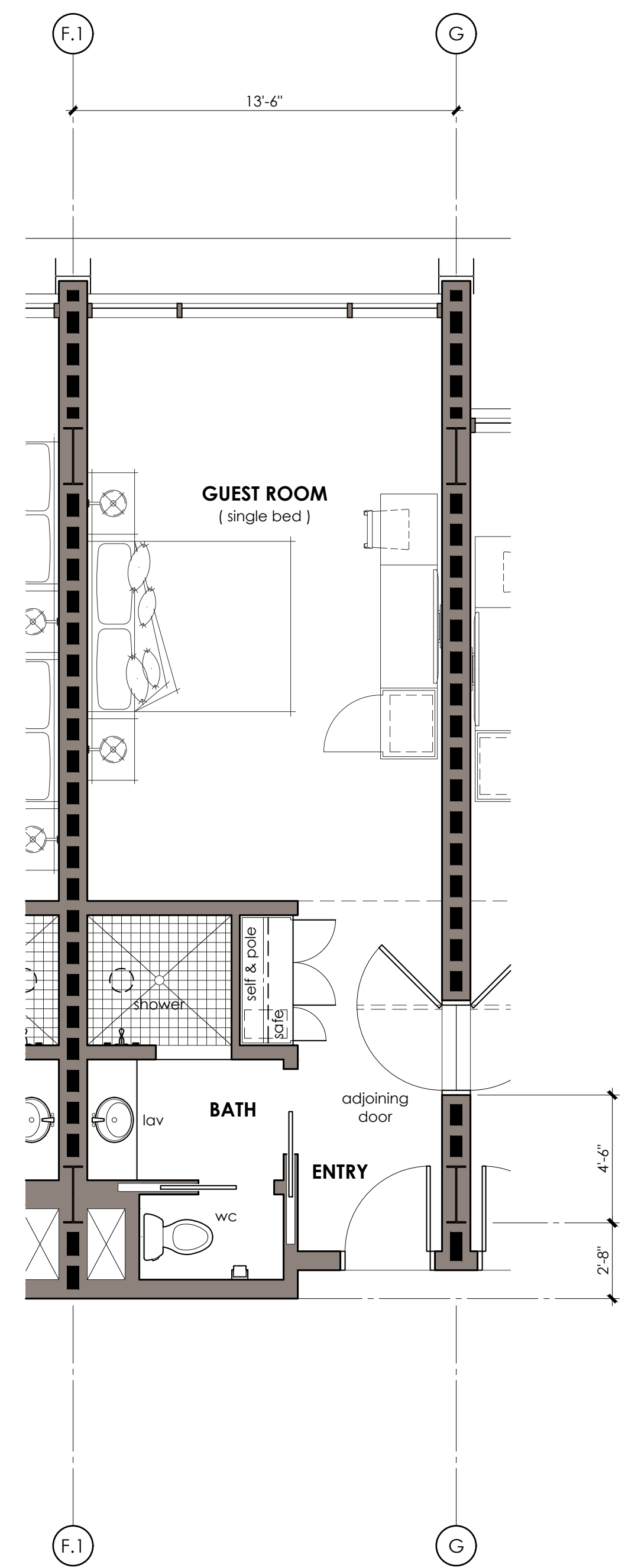
**A223.3**



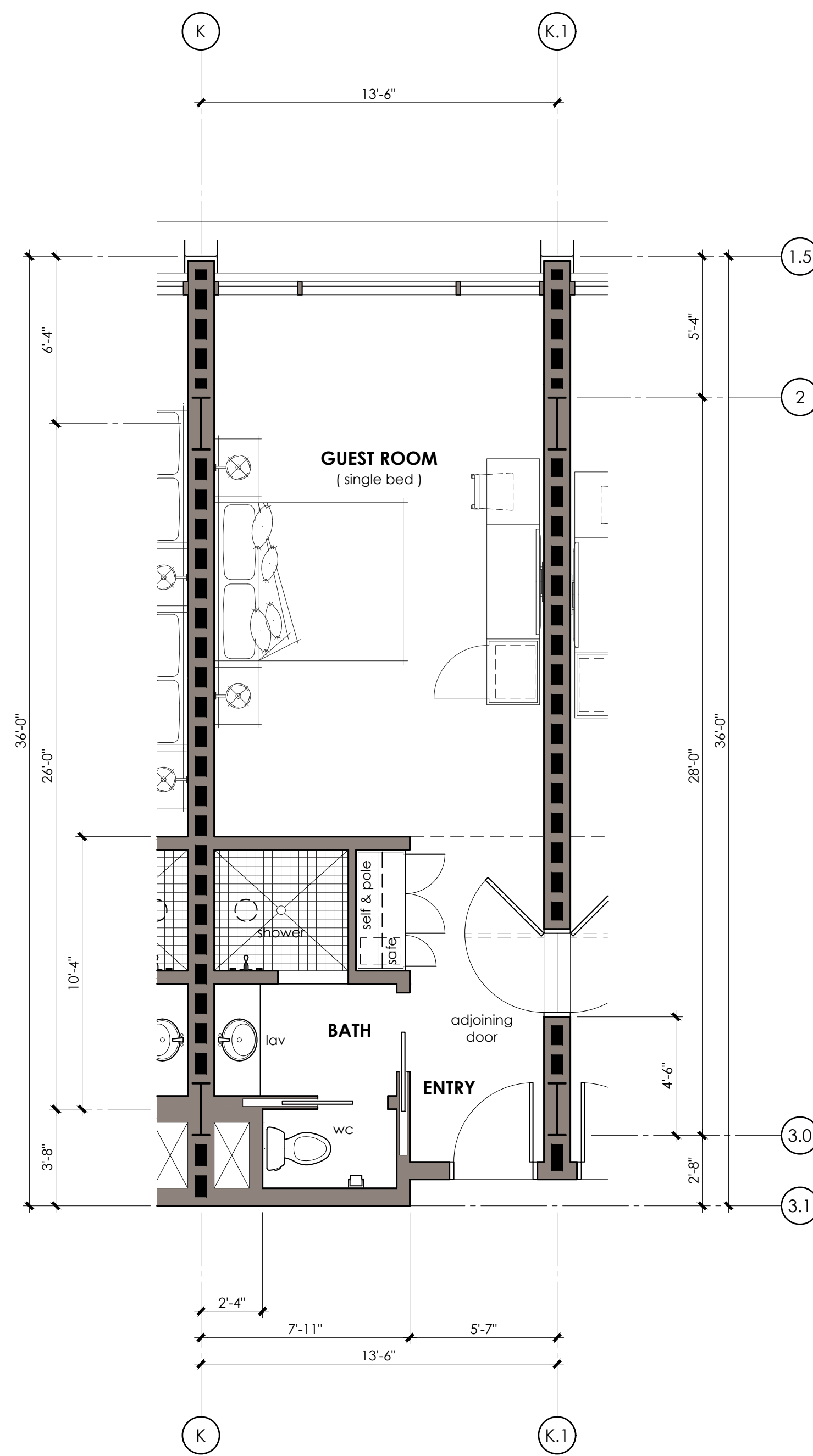
**GUEST ROOM (single bed) 304**  
Extended Floor Plan  
scale: 1/4" = 1'-0"



**GUEST ROOM (single bed) 308, 316, 324**  
Extended Floor Plan  
scale: 1/4" = 1'-0"



**GUEST ROOM (single bed) 312**  
Extended Floor Plan  
scale: 1/4" = 1'-0"



**GUEST ROOM (single bed) 320**  
Extended Floor Plan  
scale: 1/4" = 1'-0"

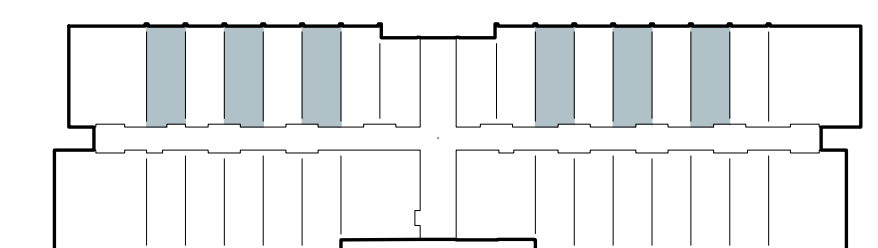
**FLOOR PLAN NOTES**

**FLOOR PLAN KEY NOTES**

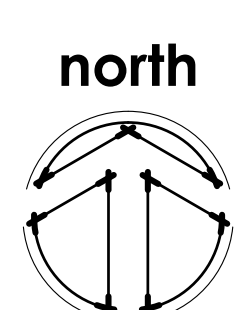
**WALL LEGEND**


- FULL HEIGHT 2x Wood Stud Wall
- FULL HEIGHT Stud Wall
- FULL HEIGHT 2x Wood Stud Wall Fire Rated Demising Wall

**KEY PLAN**



**HOTEL**  
LEVEL 3





**NATIONAL**  
ENGINEERING & CONSULTING, INC.  
30 THOMAS IRVINE, CA 92618-2703  
PHONE: (949) 716-9990 | FAX: (949) 716-9997

STAMP:

**COPYRIGHT:**  
COPYRIGHT NOTICE: COPYRIGHT IS RETAINED BY NATIONAL ENGINEERING & CONSULTING, INC. FROM THE DATE OF ISSUANCE OF THESE DOCUMENTS. DUPLICATION OF THESE DOCUMENTS OR THE BUILT-WORK REPRESENTED BY THEM IS PROHIBITED WITHOUT THE EXPRESS WRITTEN CONSENT NATIONAL ENGINEERING & CONSULTING, INC.

CLIENT:

OWNER:

PROJECT:

**OZARA**  
HOTEL  
GUEST ROOMS

JOB NUMBER

#	DESCRIPTION	DATE
90%	S.D.	2023.07.31
	ARCHITECTURAL REVIEW	2024.01.25

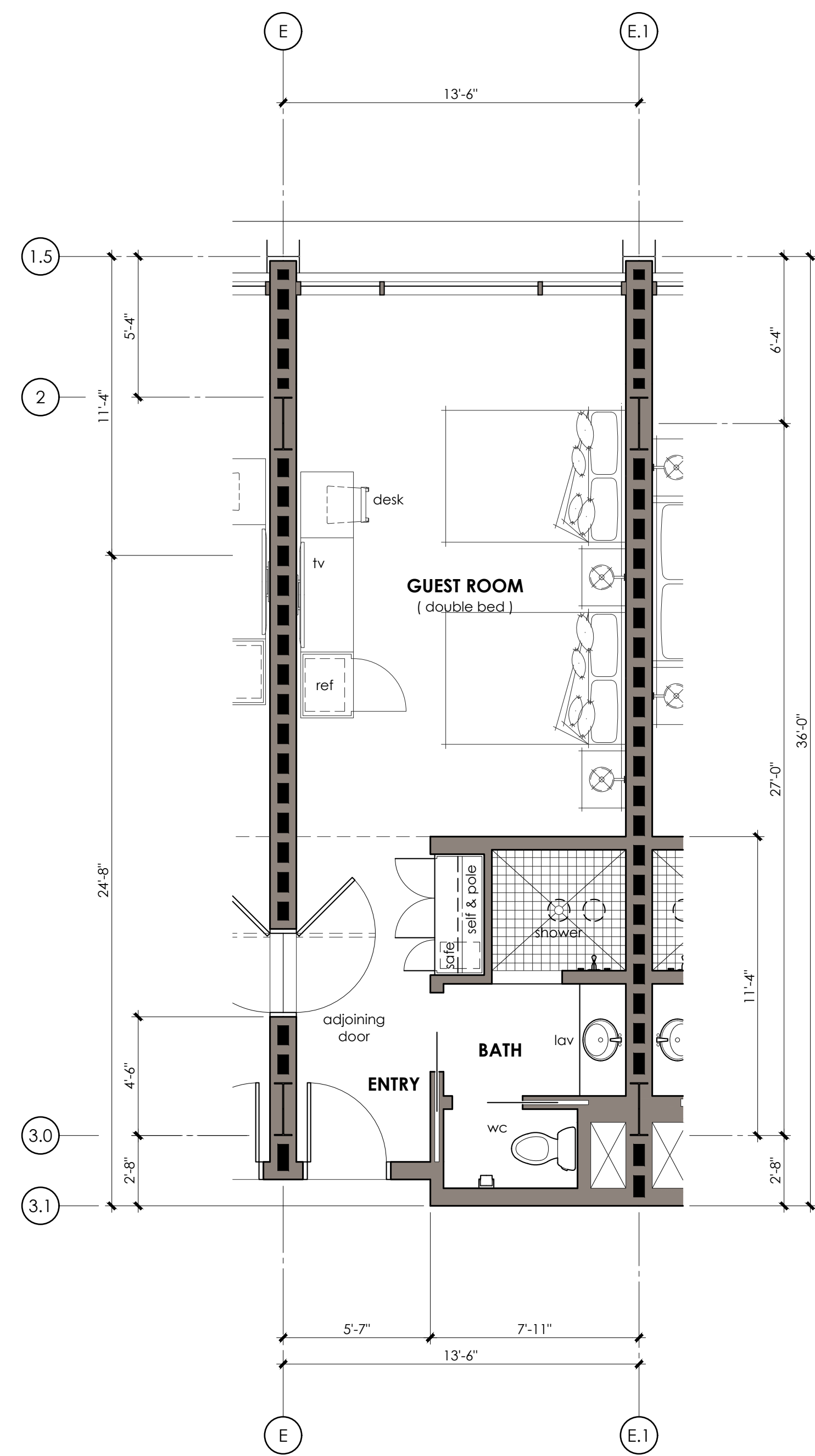
Plot Date: Jan 25, 2024 - 6:29pm

SHEET TITLE:

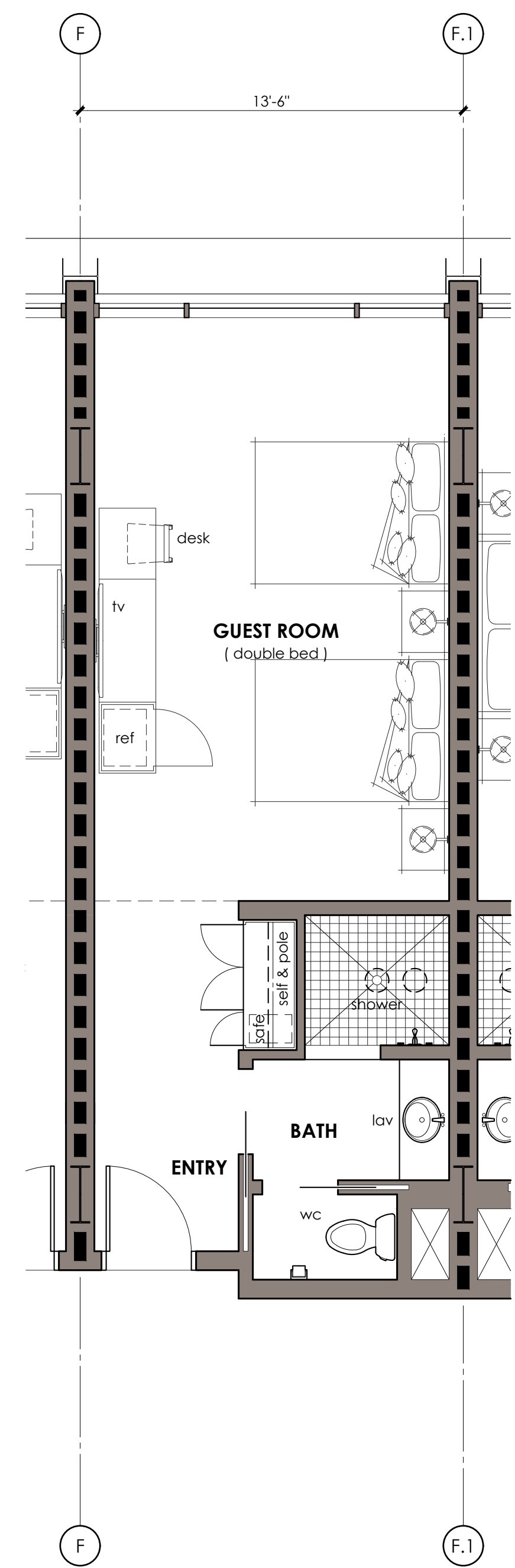
**HOTEL**  
GUEST ROOMS  
FLOOR PLANS  
LEVEL 3

SHEET NO:

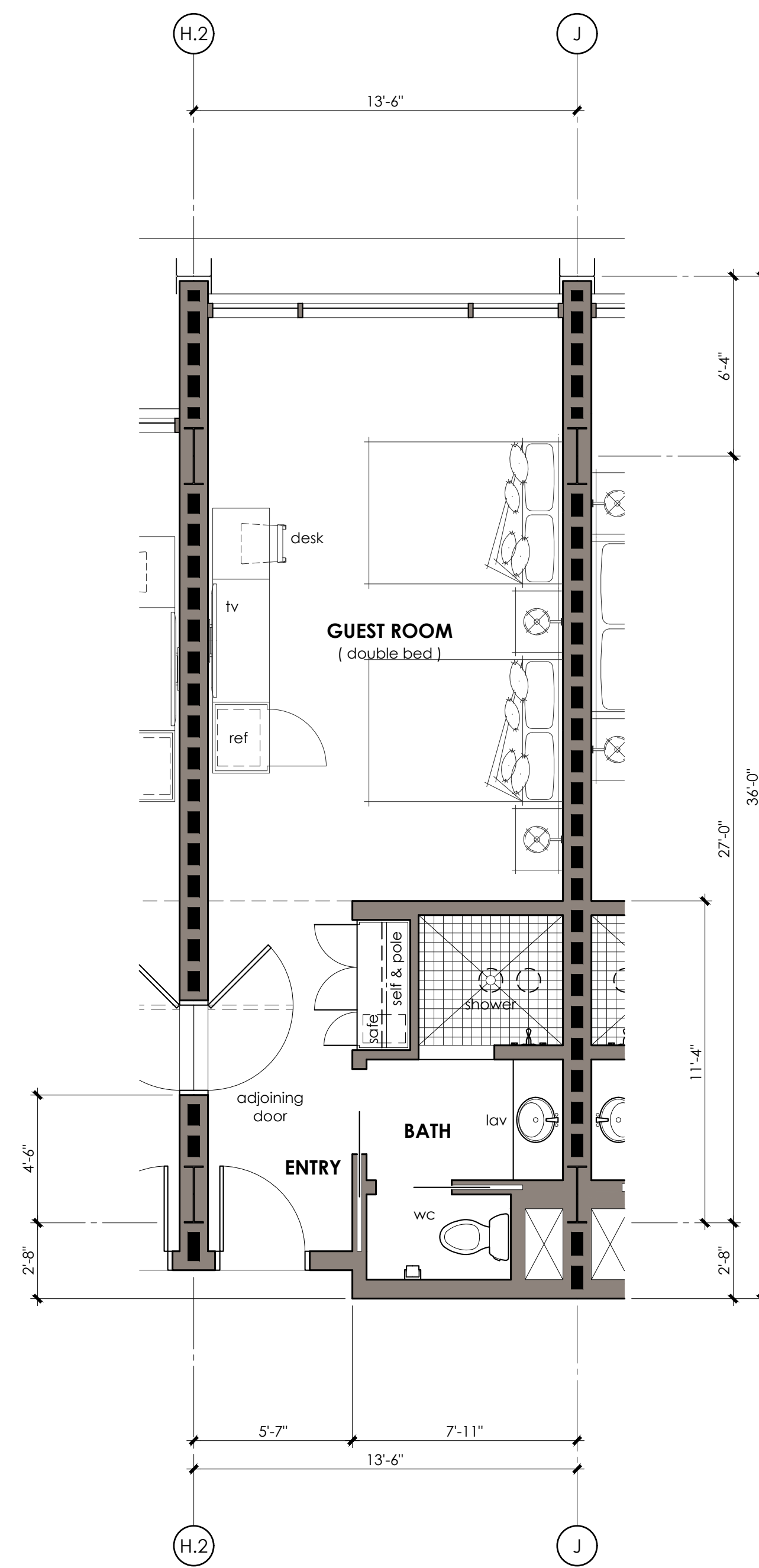
**A223.4**



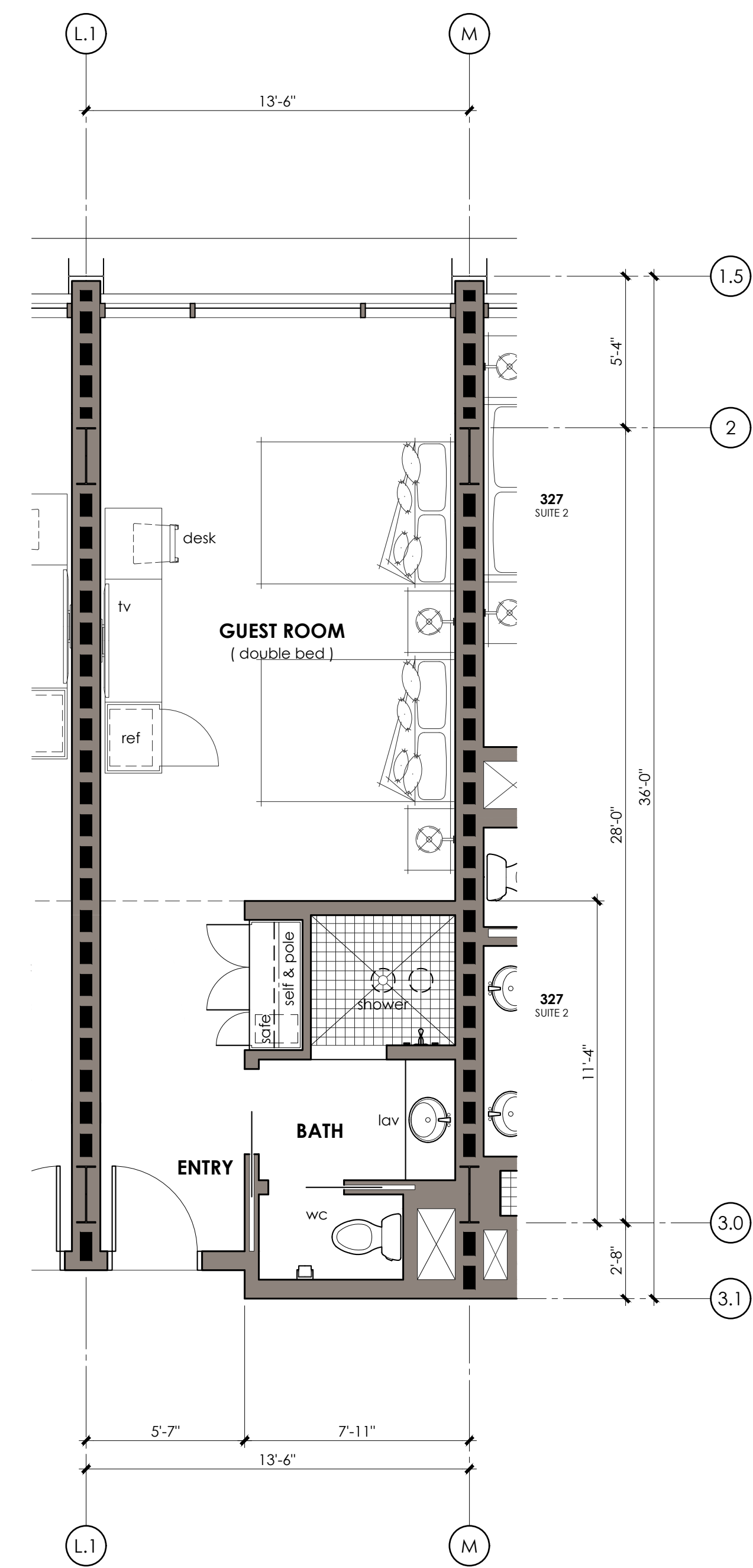
**GUEST ROOM (double bed) 306, 322**  
Extended Floor Plan  
scale: 1/4" = 1'-0"



**GUEST ROOM (double bed) 310, 318**  
Extended Floor Plan  
scale: 1/4" = 1'-0"



**GUEST ROOM (double bed) 315**  
Extended Floor Plan  
scale: 1/4" = 1'-0"



**GUEST ROOM (double bed) 326**  
Extended Floor Plan  
scale: 1/4" = 1'-0"

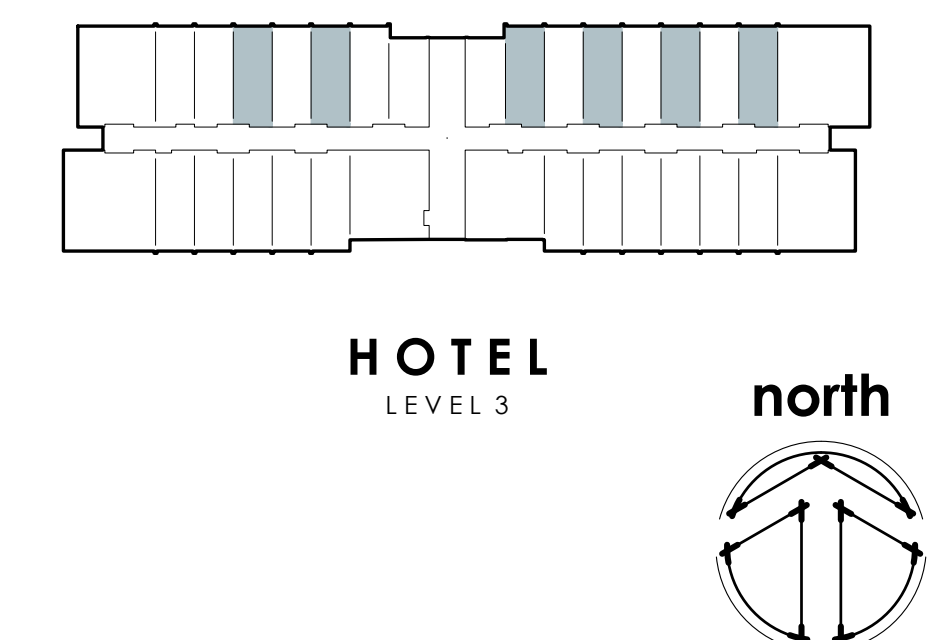
**FLOOR PLAN NOTES**


**FLOOR PLAN KEY NOTES**

**WALL LEGEND**

- FULL HEIGHT 2x Wood Stud Wall
- FULL HEIGHT 2x Wood Stud Wall Fire Rated Demising Wall

**KEY PLAN**





**NATIONAL**  
ENGINEERING & CONSULTING, INC.  
30 THOMAS IRVINE, CA 92618-2703  
PHONE: (949) 716-9990 | FAX: (949) 716-9997

STAMP:

**COPYRIGHT:**  
COPYRIGHT NOTICE: COPYRIGHT IS RETAINED BY NATIONAL ENGINEERING & CONSULTING, INC. FROM THE DATE OF ISSUANCE OF THESE DOCUMENTS. DUPLICATION OF THESE DOCUMENTS OR THE BUILT-WORK REPRESENTED BY THEM IS PROHIBITED WITHOUT THE EXPRESS WRITTEN CONSENT NATIONAL ENGINEERING & CONSULTING, INC.

CLIENT:

OWNER:

PROJECT:

**OZARA**  
HOTEL  
GUEST ROOMS

JOB NUMBER

#	DESCRIPTION	DATE
90%	S.D.	2023.07.31
	ARCHITECTURAL REVIEW	2024.01.25

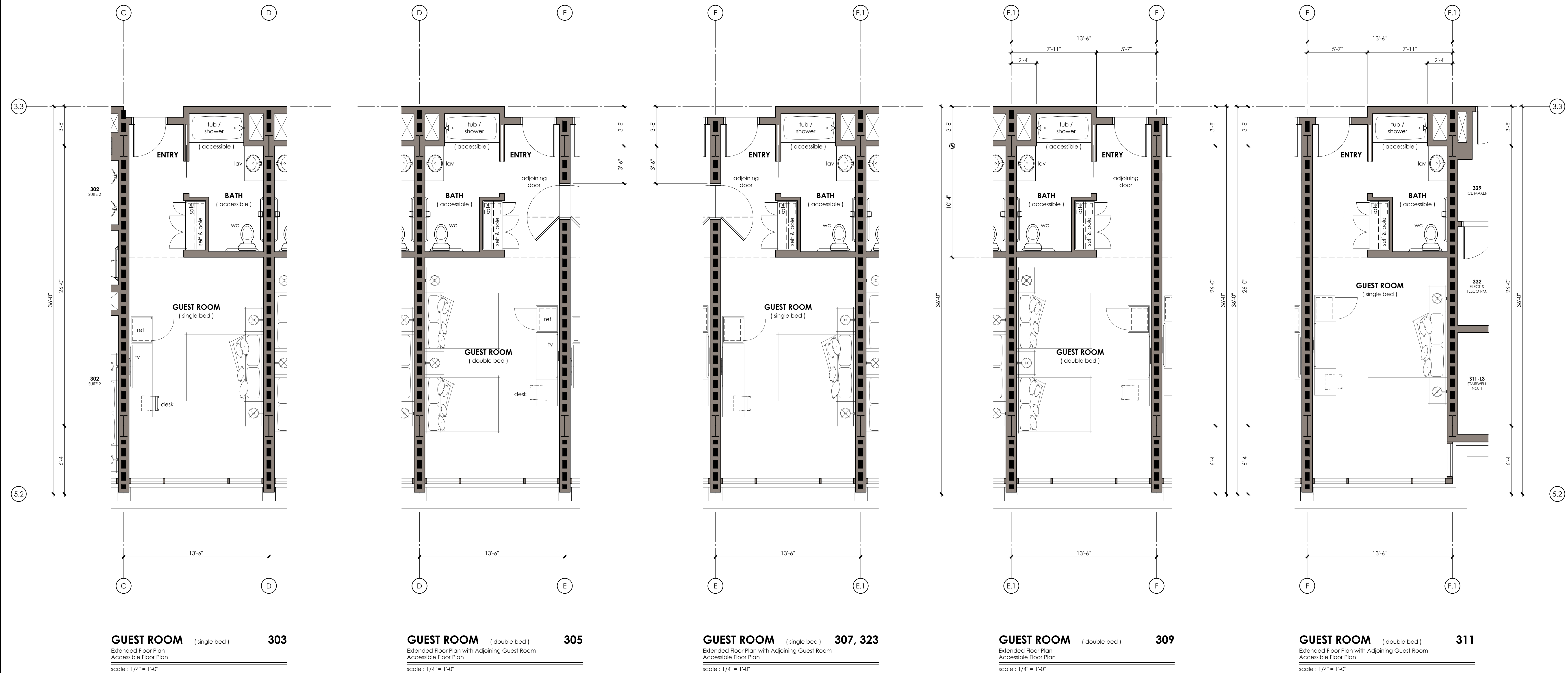
Plot Date: Jan 25, 2024 - 6:29pm

SHEET TITLE:

**HOTEL**  
GUEST ROOMS  
FLOOR PLANS  
LEVEL 3

SHEET NO:

**A223.5**



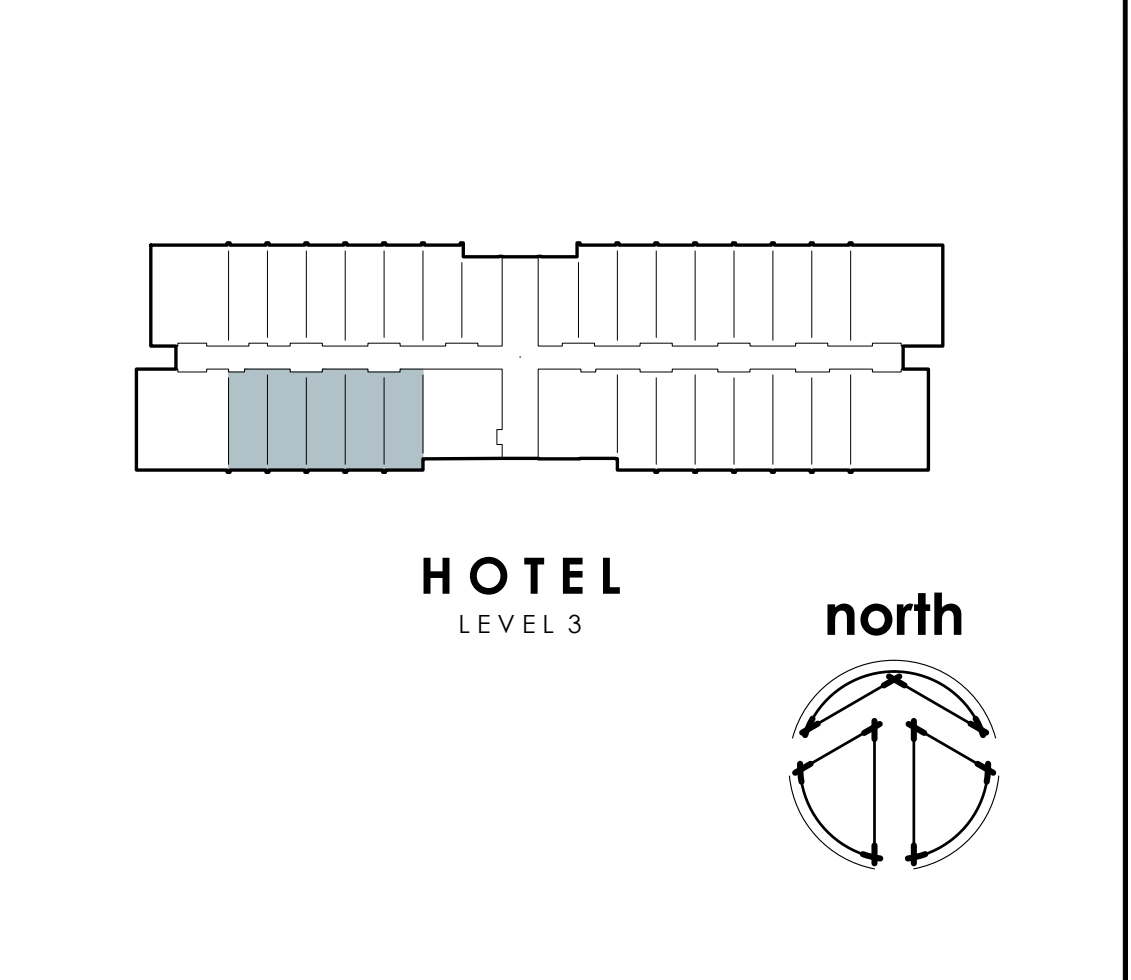
**FLOOR PLAN NOTES**


**FLOOR PLAN KEY NOTES**

**WALL LEGEND**

FULL HEIGHT 2x Wood Stud Wall  
 FULL HEIGHT Stud Wall  
 FULL HEIGHT 2x Wood Stud Wall  
 Fire Rated Demising Wall

**KEY PLAN**





**NATIONAL**  
ENGINEERING & CONSULTING, INC.  
30 THOMAS IRVINE, CA 92618-2703  
PHONE: (949) 716-9990 | FAX: (949) 716-9997

STAMP:

**COPYRIGHT:**  
COPYRIGHT NOTICE: COPYRIGHT IS RETAINED BY NATIONAL ENGINEERING & CONSULTING, INC. FROM THE DATE OF ISSUANCE OF THESE DOCUMENTS. DUPLICATION OF THESE DOCUMENTS OR THE BUILT-WORK REPRESENTED BY THEM IS PROHIBITED WITHOUT THE EXPRESS WRITTEN CONSENT NATIONAL ENGINEERING & CONSULTING, INC.

CLIENT:

OWNER:

PROJECT:

**OZARA**

**HOTEL**  
**GUEST ROOMS**

JOB NUMBER

#	DESCRIPTION	DATE
90%	S.D.	2023.07.31
	ARCHITECTURAL REVIEW	2024.01.25

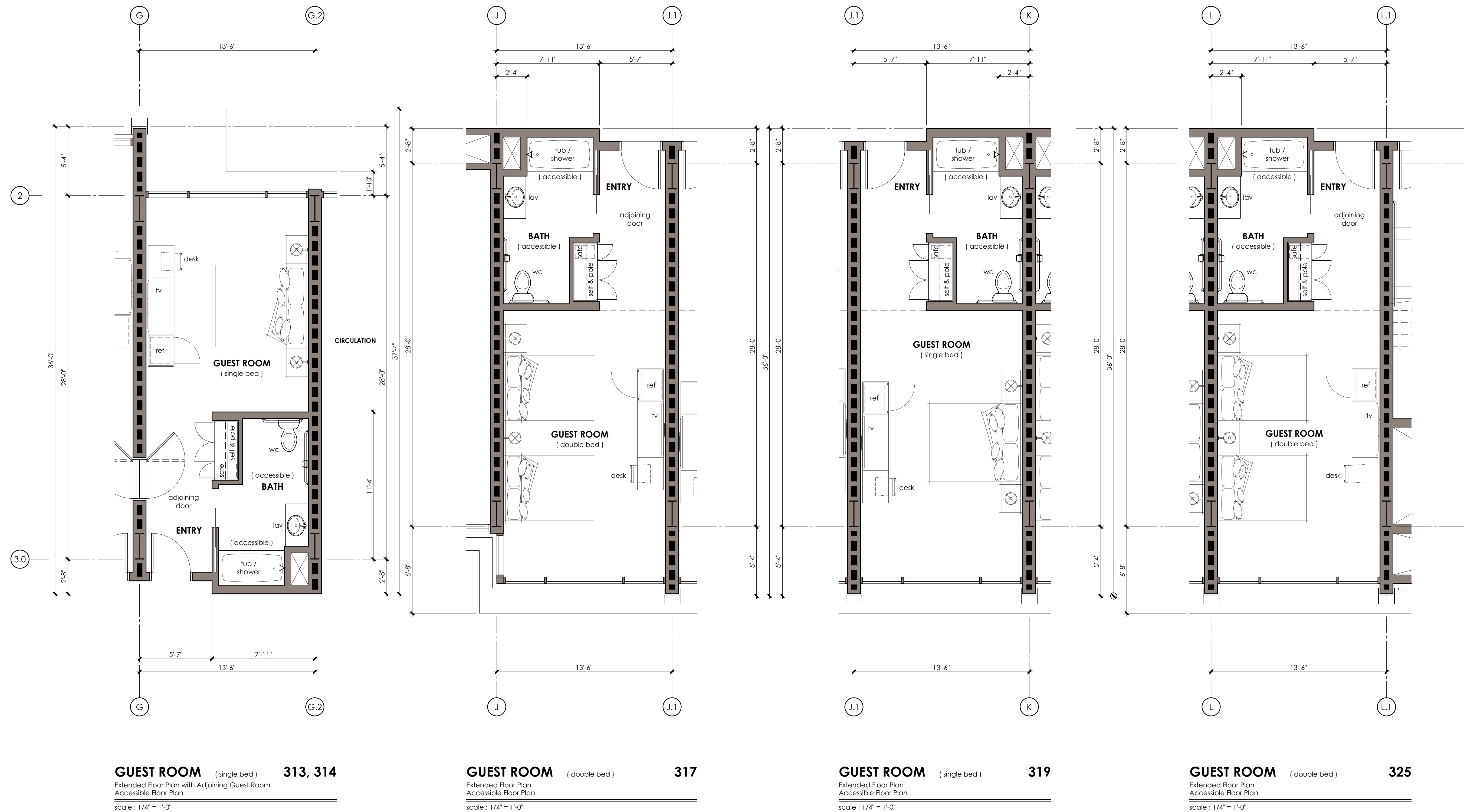
Plot Date: Jan 25, 2024 - 6:30pm

SHEET TITLE:

**HOTEL ROOM**  
**FLOOR PLANS**  
**LEVEL 3**

SHEET NO:

**A223.6**



**GUEST ROOM (single bed) 313, 314**  
Extended Floor Plan with Adjoining Guest Room  
Accessible Floor Plan  
scale: 1/4" = 1'-0"

**GUEST ROOM (double bed) 317**  
Extended Floor Plan  
Accessible Floor Plan  
scale: 1/4" = 1'-0"

**GUEST ROOM (single bed) 319**  
Extended Floor Plan  
Accessible Floor Plan  
scale: 1/4" = 1'-0"

**GUEST ROOM (double bed) 325**  
Extended Floor Plan  
Accessible Floor Plan  
scale: 1/4" = 1'-0"

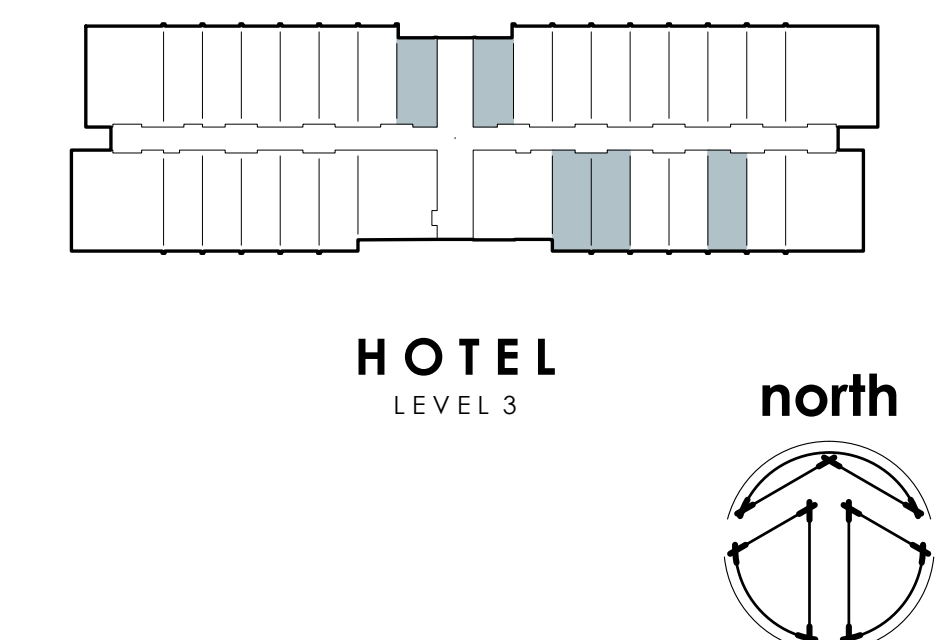
**FLOOR PLAN NOTES**

**FLOOR PLAN KEY NOTES**

**WALL LEGEND**

- FULL HEIGHT 2x Wood Stud Wall
- FULL HEIGHT 2x Wood Stud Wall  
Fire Rated Demising Wall

**KEY PLAN**

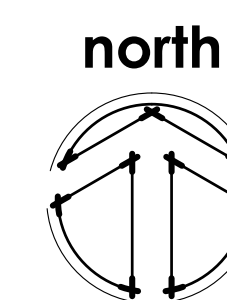


**HOTEL**  
LEVEL 3

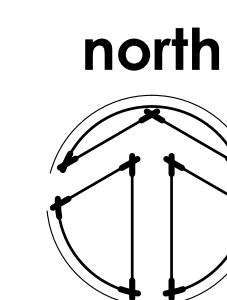
north



**LEVEL 4 - SUITE 1** North - West  
Balcony Floor Plan with Optional Door To Bath  
scale : 1/4" = 1'-0"



**LEVEL 4 - SUITE 2** South - West  
Balcony Floor Plan with Optional Door To Bath  
Accessible Floor Plan  
scale : 1/4" = 1'-0"



**FLOOR PLAN NOTES**

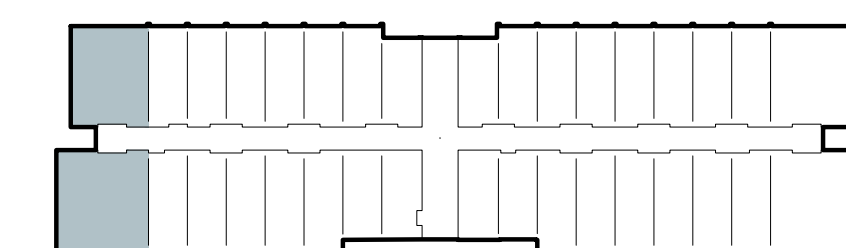
GENERAL NOTES

**FLOOR PLAN KEY NOTES**


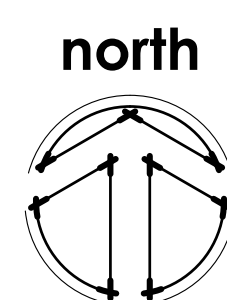
**WALL LEGEND**

- FULL HEIGHT Stud Wall
- FULL HEIGHT Fire Rated Wall

**KEY PLAN**



LEVEL 4



**NATIONAL**  
ENGINEERING & CONSULTING, INC  
30 THOMAS IRVINE, CA 92618-2703  
PHONE: (949) 716-9990 | FAX: (949) 716-9997

STAMP:

**COPYRIGHT:**  
COPYRIGHT NOTICE: COPYRIGHT IS RETAINED BY NATIONAL ENGINEERING & CONSULTING, INC. FROM THE DATE OF ISSUANCE OF THESE DOCUMENTS. DUPLICATION OF THESE DOCUMENTS OR THE BUILT-WORK REPRESENTED BY THEM IS PROHIBITED WITHOUT THE EXPRESS WRITTEN CONSENT NATIONAL ENGINEERING & CONSULTING, INC.

CLIENT:

OWNER:

PROJECT:

**OZARA**  
HOTEL  
GUEST ROOM SUITES

**JOB NUMBER**

#	DESCRIPTION	DATE
90%	S.D.	2023.07.31
	ARCHITECTURAL REVIEW	2024.01.25

Plot Date: Jan 25, 2024 - 6:34pm

SHEET TITLE:

**HOTEL**  
**ROOM SUITES**  
FLOOR PLANS - WEST  
LEVEL 4

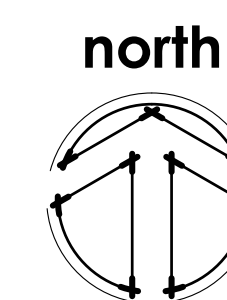
SHEET NO:

**A224.1**

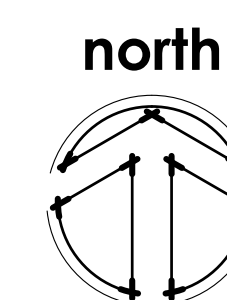




**LEVEL 4 - SUITE 2** North - East  
Balcony Floor Plan with Optional Door To Bath  
scale : 1/4" = 1'-0"



**LEVEL 4 - SUITE 1** South - East  
Balcony Floor Plan with Optional Door To Bath  
Accessible Floor Plan  
scale : 1/4" = 1'-0"



**FLOOR PLAN NOTES**

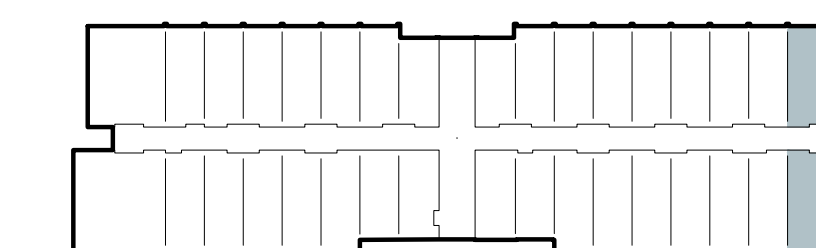
GENERAL NOTES

**FLOOR PLAN KEY NOTES**


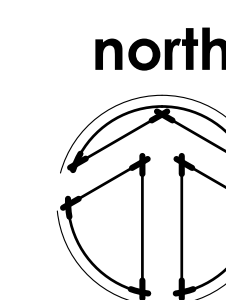
**WALL LEGEND**

- FULL HEIGHT Stud Wall
- FULL HEIGHT Fire Rated Wall

**KEY PLAN**



LEVEL 4



**NATIONAL**  
ENGINEERING & CONSULTING, INC.  
30 THOMAS IRVINE, CA 92618-2703  
PHONE: (949) 716-9990 | FAX: (949) 716-9997

STAMP:

**COPYRIGHT:**  
COPYRIGHT NOTICE:  
COPYRIGHT IS RETAINED BY NATIONAL  
ENGINEERING & CONSULTING, INC. FROM THE  
DATE OF ISSUANCE OF THESE DOCUMENTS.  
DUPLICATION OF THESE DOCUMENTS OR THE  
BUILT-WORK REPRESENTED BY THEM IS  
PROHIBITED WITHOUT THE EXPRESS WRITTEN  
CONSENT NATIONAL ENGINEERING &  
CONSULTING, INC.

CLIENT:

OWNER:

PROJECT:

**OZARA**  
HOTEL  
GUEST ROOM SUITES

JOB NUMBER

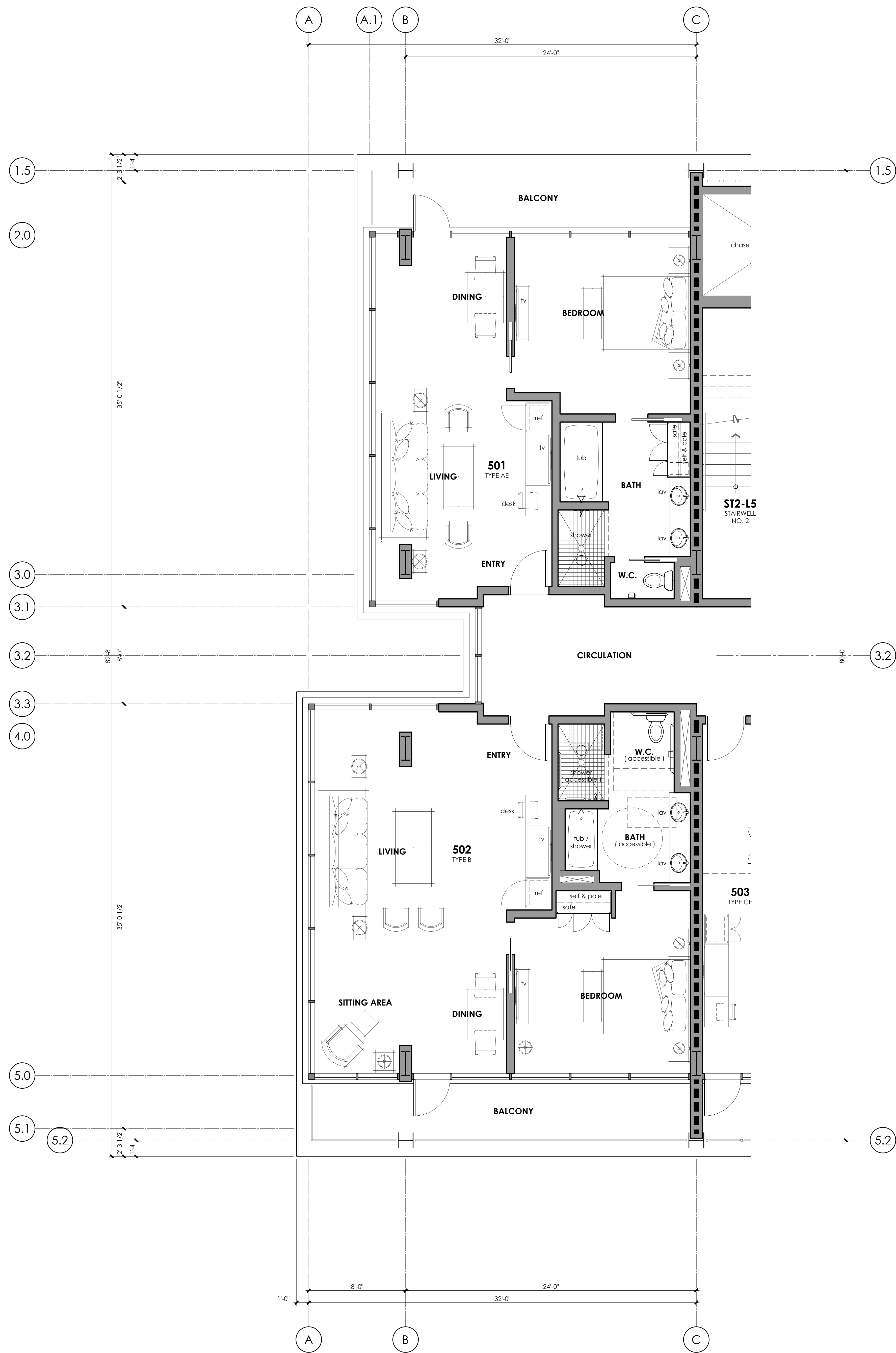
#	DESCRIPTION	DATE
90%	S.D.	2023.07.31
	ARCHITECTURAL REVIEW	2024.01.25

Plot Date: Jan 25, 2024 - 6:35pm

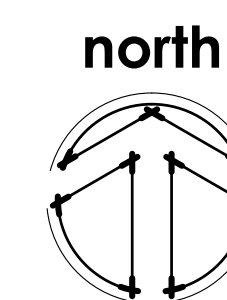
SHEET TITLE:  
**HOTEL  
ROOM SUITES  
FLOOR PLANS - EAST  
LEVEL 4**

SHEET NO:

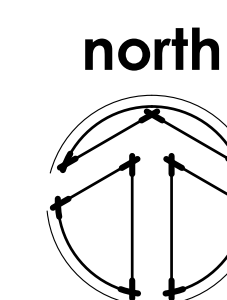
**A224.2**



**LEVEL 5 - SUITE 1** North - West  
Balcony Floor Plan  
scale : 1/4" = 1'-0"



**LEVEL 5 - SUITE 2** South - West  
Balcony Floor Plan  
Accessible Floor Plan  
scale : 1/4" = 1'-0"



**FLOOR PLAN NOTES**

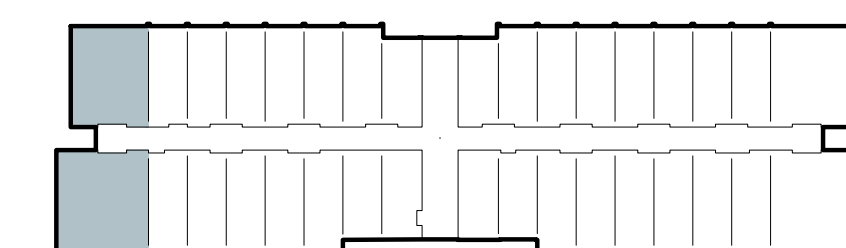
GENERAL NOTES

**FLOOR PLAN KEY NOTES**


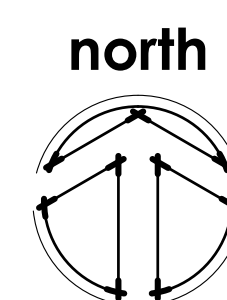
**WALL LEGEND**

- FULL HEIGHT Stud Wall
- FULL HEIGHT Fire Rated Wall

**KEY PLAN**



LEVEL 5



**NATIONAL**  
ENGINEERING & CONSULTING, INC  
30 THOMAS IRVINE, CA 92618-2703  
PHONE: (949) 716-9990 | FAX: (949) 716-9997

STAMP:

**COPYRIGHT:**  
COPYRIGHT NOTICE :  
COPYRIGHT IS RETAINED BY NATIONAL  
ENGINEERING & CONSULTING, INC. FROM THE  
DATE OF ISSUANCE OF THESE DOCUMENTS.  
DUPLICATION OF THESE DOCUMENTS OR THE  
BUILT-WORK REPRESENTED BY THEM IS  
PROHIBITED WITHOUT THE EXPRESS WRITTEN  
CONSENT NATIONAL ENGINEERING &  
CONSULTING INC.

CLIENT:

OWNER:

PROJECT:

**OZARA**  
HOTEL  
GUEST ROOM SUITES

**JOB NUMBER**

#	DESCRIPTION	DATE
90%	S.D.	2023.07.31
	ARCHITECTURAL REVIEW	2024.01.25

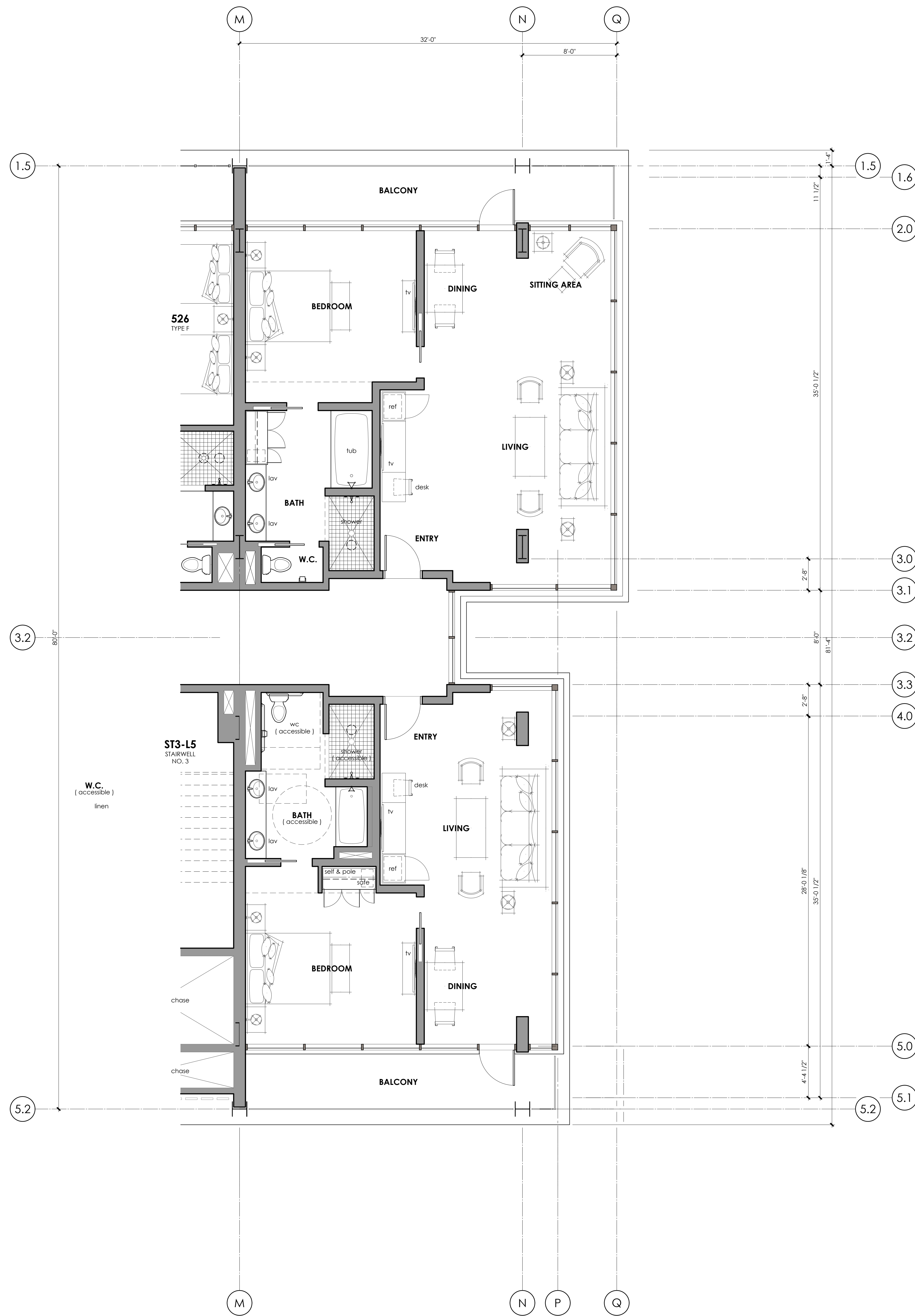
Plot Date: Jan 25, 2024 - 6:39pm

SHEET TITLE:

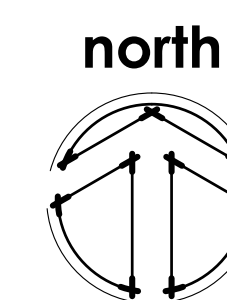
**HOTEL**  
**ROOM SUITES**  
FLOOR PLANS - WEST  
LEVELS 5 - 9

SHEET NO:

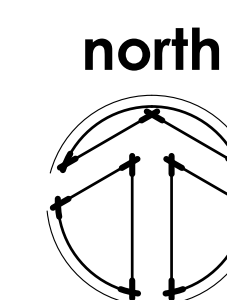
**A225.1**



**LEVEL 5 - SUITE 2** North - East  
Balcony Floor Plan  
scale : 1/4" = 1'-0"



**LEVEL 5 - SUITE 1** South - East  
Balcony Floor Plan  
Accessible Floor Plan  
scale : 1/4" = 1'-0"



**FLOOR PLAN NOTES**

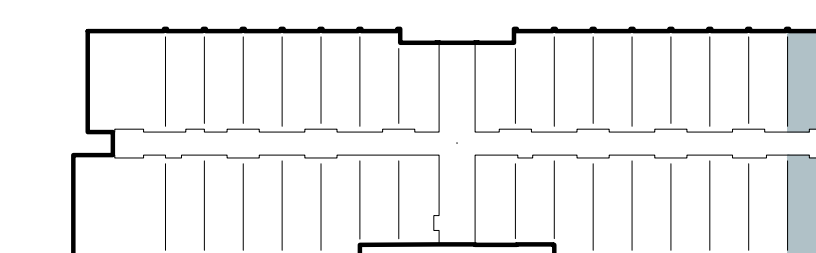
GENERAL NOTES

**FLOOR PLAN KEY NOTES**


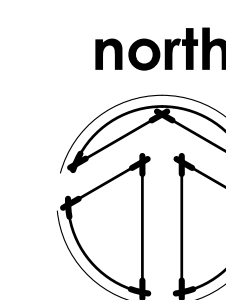
**WALL LEGEND**

- FULL HEIGHT Stud Wall
- FULL HEIGHT Fire Rated Wall

**KEY PLAN**



LEVEL 5



**NATIONAL**  
ENGINEERING & CONSULTING, INC.  
30 THOMAS IRVINE, CA 92618-2703  
PHONE: (949) 716-9990 | FAX: (949) 716-9997

STAMP:

**COPYRIGHT:**  
COPYRIGHT NOTICE :  
COPYRIGHT IS RETAINED BY NATIONAL  
ENGINEERING & CONSULTING, INC. FROM THE  
DATE OF ISSUANCE OF THESE DOCUMENTS.  
DUPLICATION OF THESE DOCUMENTS OR THE  
BUILT-WORK REPRESENTED BY THEM IS  
PROHIBITED WITHOUT THE EXPRESS, WRITTEN  
CONSENT NATIONAL ENGINEERING &  
CONSULTING INC.

CLIENT:

OWNER:

PROJECT:

**OZARA**  
HOTEL  
GUEST ROOM SUITES

JOB NUMBER


#	DESCRIPTION	DATE
90%	S.D.	2023.07.31
	ARCHITECTURAL REVIEW	2024.01.25

Plot Date: Jan 25, 2024 - 6:39pm

SHEET TITLE:  
**HOTEL  
ROOM SUITES  
FLOOR PLANS - EAST  
LEVELS 5 - 9**

SHEET NO:

**A225.2**



**NATIONAL**  
ENGINEERING & CONSULTING, INC.  
30 THOMAS IRVINE, CA 92618-2703  
PHONE: (949) 716-9990 | FAX: (949) 716-9997

STAMP:

**COPYRIGHT:**  
COPYRIGHT NOTICE: COPYRIGHT IS RETAINED BY NATIONAL ENGINEERING & CONSULTING, INC. FROM THE DATE OF ISSUANCE OF THESE DOCUMENTS. DUPLICATION OF THESE DOCUMENTS OR THE BUILT-WORK REPRESENTED BY THEM IS PROHIBITED WITHOUT THE EXPRESS WRITTEN CONSENT NATIONAL ENGINEERING & CONSULTING, INC.

CLIENT:

OWNER:

PROJECT:

**OZARA**  
HOTEL  
GUEST ROOMS

JOB NUMBER

#	DESCRIPTION	DATE
90%	S.D.	2023.07.31
	ARCHITECTURAL REVIEW	2024.01.25

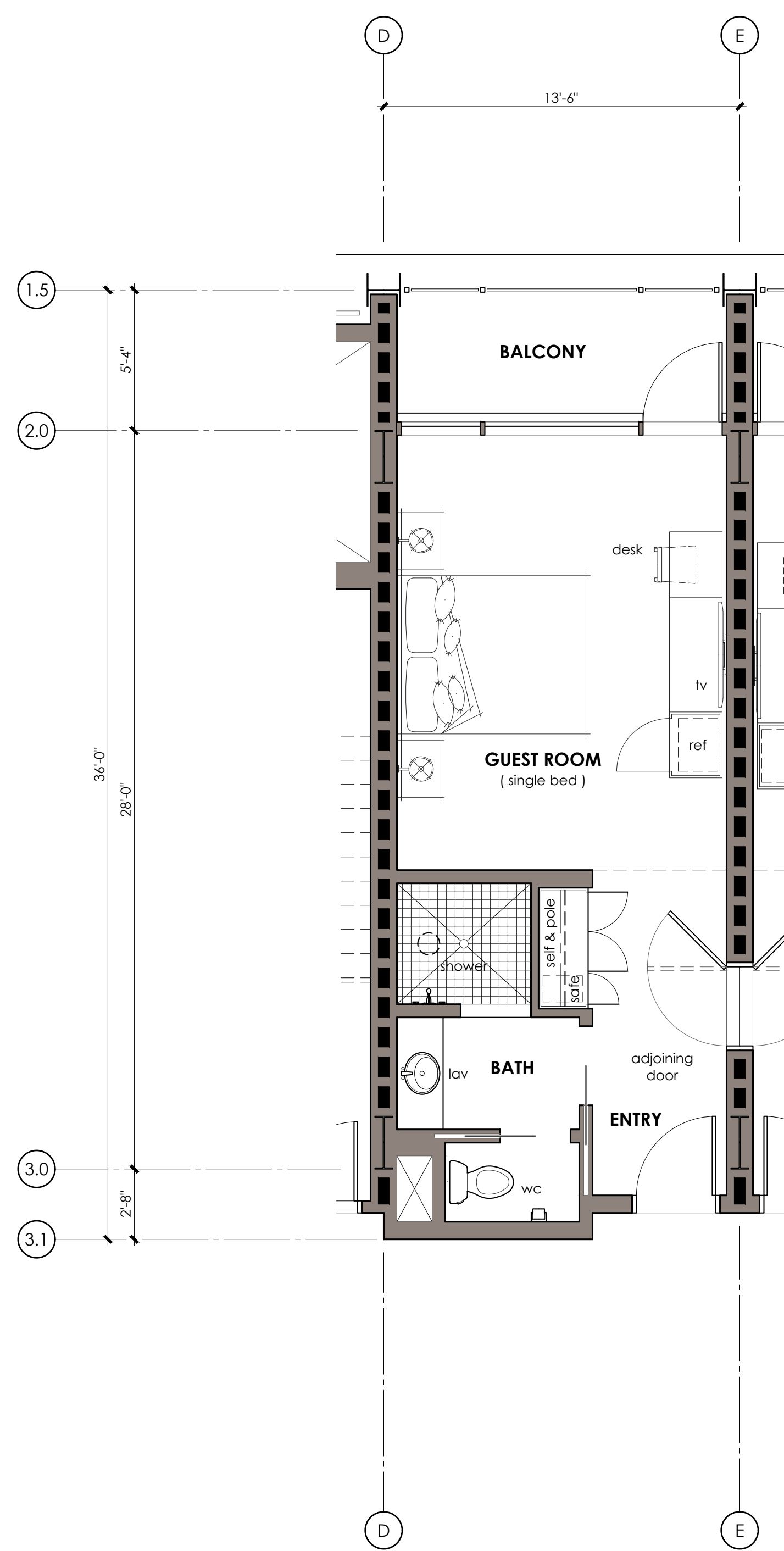
Plot Date: Jan 25, 2024 - 6:39pm

SHEET TITLE:

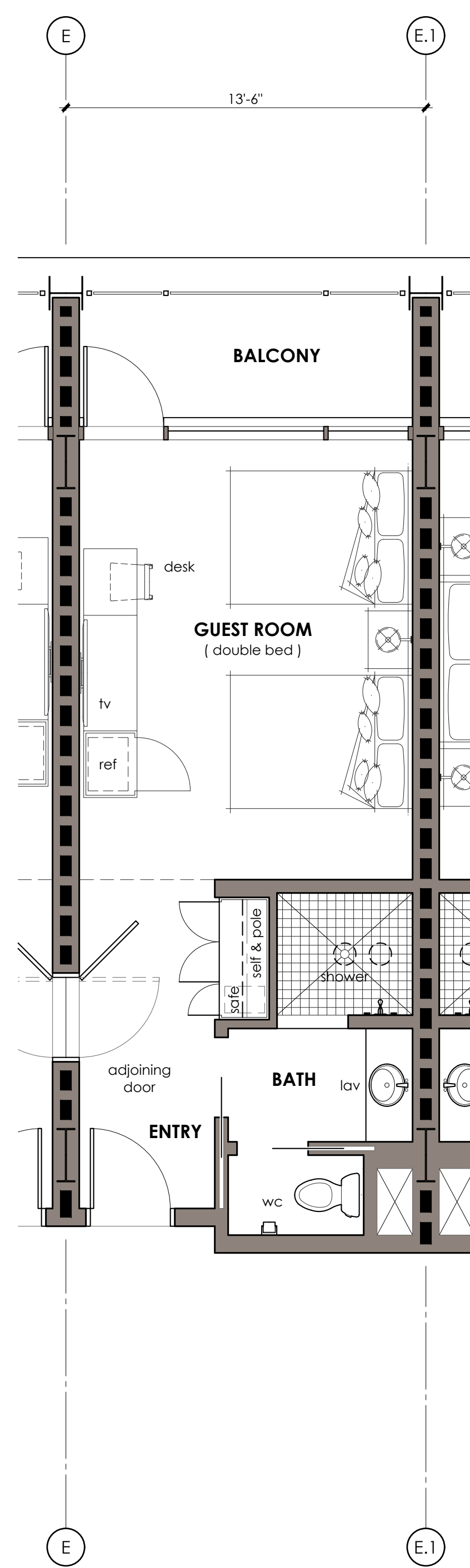
**HOTEL ROOM**  
**FLOOR PLANS**  
LEVELS 5 - 9

SHEET NO:

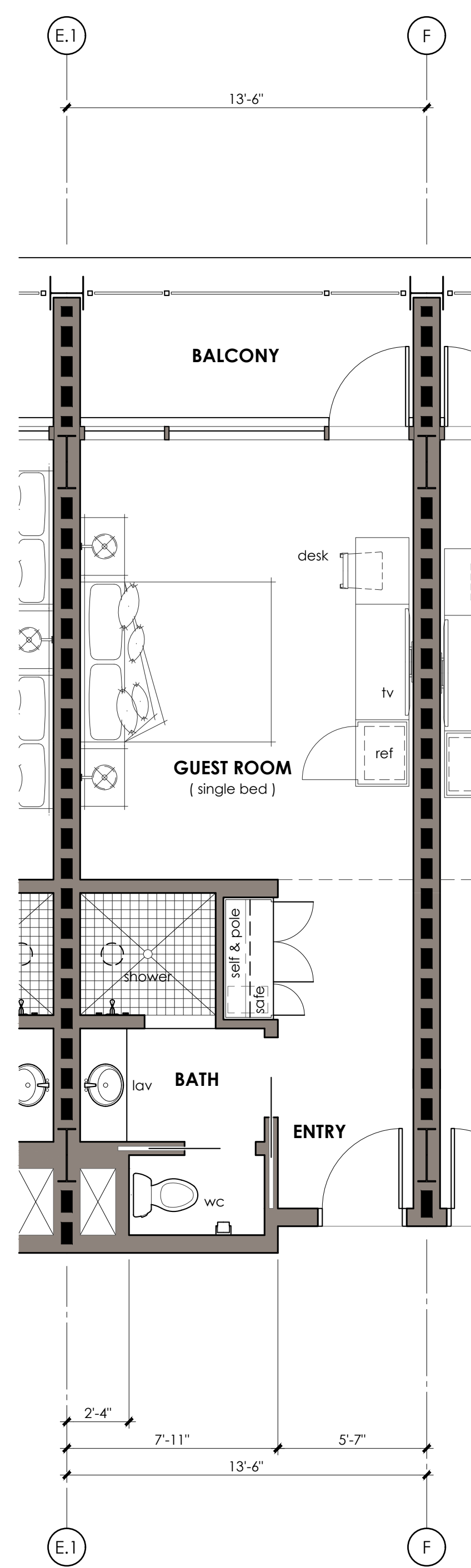
**A225.3**



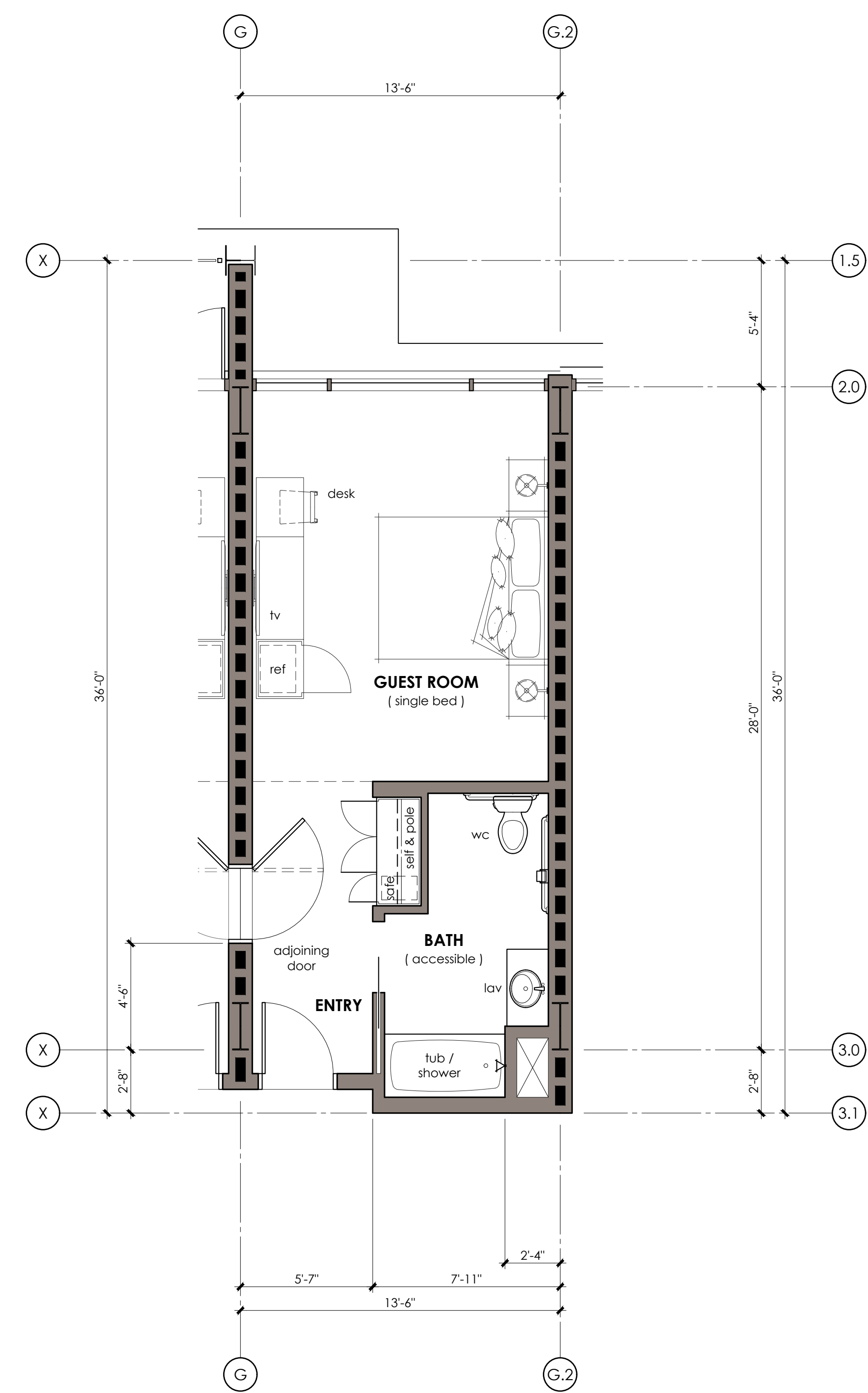
**GUEST ROOM** (single bed) **504, 512, 520**  
Balcony Floor Plan with Adjoining Guest Room  
scale : 1/4" = 1'-0"



**GUEST ROOM** (double bed) **506, 515, 522**  
Balcony Floor Plan with Adjoining Guest Room  
scale : 1/4" = 1'-0"

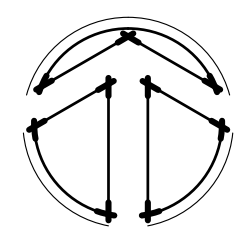


**GUEST ROOM** (single bed) **508, 516, 524**  
Balcony Floor Plan  
scale : 1/4" = 1'-0"



**GUEST ROOM** (single bed) **513, 514**  
Adjoining Guest Room  
Accessible Floor Plan  
scale : 1/4" = 1'-0"

north

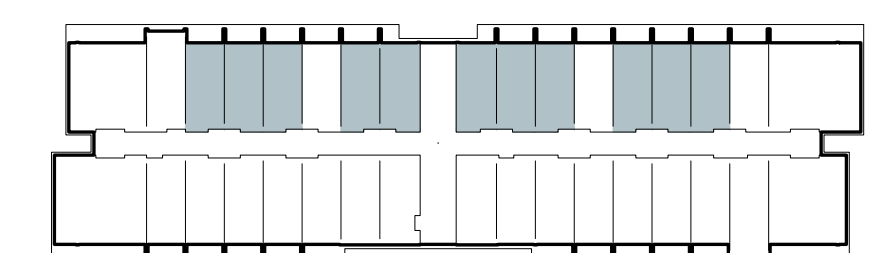


FLOOR PLAN NOTES

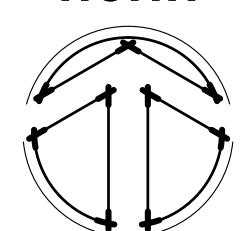
FLOOR PLAN KEY NOTES

WALL LEGEND


KEY PLAN



north







**NATIONAL**  
ENGINEERING & CONSULTING, INC  
30 THOMAS IRVINE, CA 92618-2703  
PHONE: (949) 716-9990 | FAX: (949) 716-9997

STAMP:

COPYRIGHT:  
COPYRIGHT NOTICE:  
COPYRIGHT IS RETAINED BY NATIONAL  
ENGINEERING & CONSULTING, INC. FROM THE  
DATE OF ISSUANCE OF THESE DOCUMENTS.  
DUPLICATION OF THESE DOCUMENTS OR THE  
BUILT-WORK REPRESENTED BY THEM IS  
PROHIBITED WITHOUT THE EXPRESS WRITTEN  
CONSENT NATIONAL ENGINEERING &  
CONSULTING, INC.

CLIENT:

OWNER:

PROJECT:

**OZARA**  
FITNESS CENTER

JOB NUMBER

#	DESCRIPTION	DATE
90%	S.D.	2023.07.31
	ARCHITECTURAL REVIEW	2024.01.25

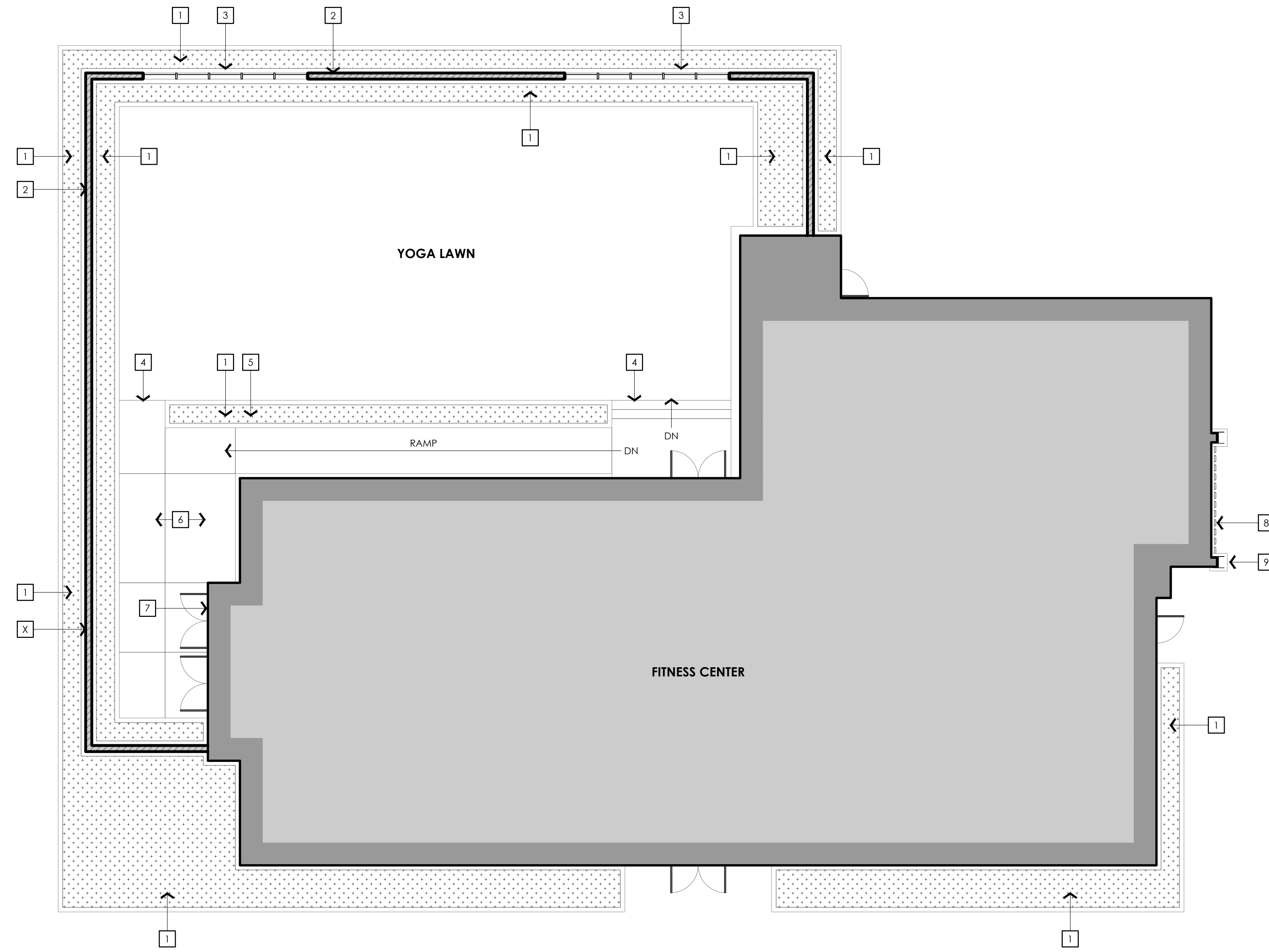
Plot Date: Jan 25, 2024 - 2:15pm

SHEET TITLE:

**FITNESS CENTER  
SITE PLAN**

SHEET NO:

**A101**



**FITNESS CENTER SITE PLAN**

scale: 1/8" = 1'-0"



**SITE PLAN NOTES**


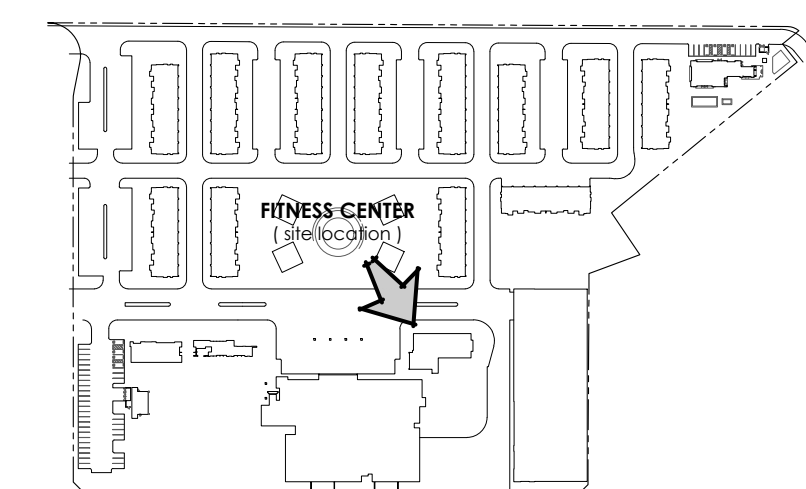
GENERAL NOTES


**SITE PLAN KEY NOTES**

- 1 LANDSCAPING - SEE ARCHITECTURAL SITE PLAN
- 2 12'-0" HIGH C.M.U. WALL - SEE ARCHITECTURAL SITE PLAN
- 3 FIXED WINDOW
- 4 EDGE OF CONCRETE SLAB
- 5 PLANTER / LANDSCAPING
- 6 CONCRETE WALK / PAD
- 7 UTILITY CLOSET
- 8 EXPOSED STEEL - SEE EXTERIOR ELEVATIONS
- 9 DECORATIVE VERTICAL STEEL ELEMENT - SEE EXTERIOR ELEVATIONS

**LEGEND**

**KEY PLAN**





**NATIONAL**  
ENGINEERING & CONSULTING, INC.  
30 THOMAS IRVINE, CA 92618-2703  
PHONE: (949) 716-9990 | FAX: (949) 716-9997

STAMP:

**COPYRIGHT:**  
COPYRIGHT NOTICE: COPYRIGHT IS RETAINED BY NATIONAL ENGINEERING & CONSULTING, INC. FROM THE DATE OF ISSUANCE OF THESE DOCUMENTS. DUPLICATION OF THESE DOCUMENTS OR THE BUILT-WORK REPRESENTED BY THEM IS PROHIBITED WITHOUT THE EXPRESS WRITTEN CONSENT NATIONAL ENGINEERING & CONSULTING, INC.

CLIENT:

OWNER:

PROJECT:

**OZARA**  
FITNESS CENTER

JOB NUMBER

#	DESCRIPTION	DATE
90%	S.D.	2023.07.31
	ARCHITECTURAL REVIEW	2024.01.25

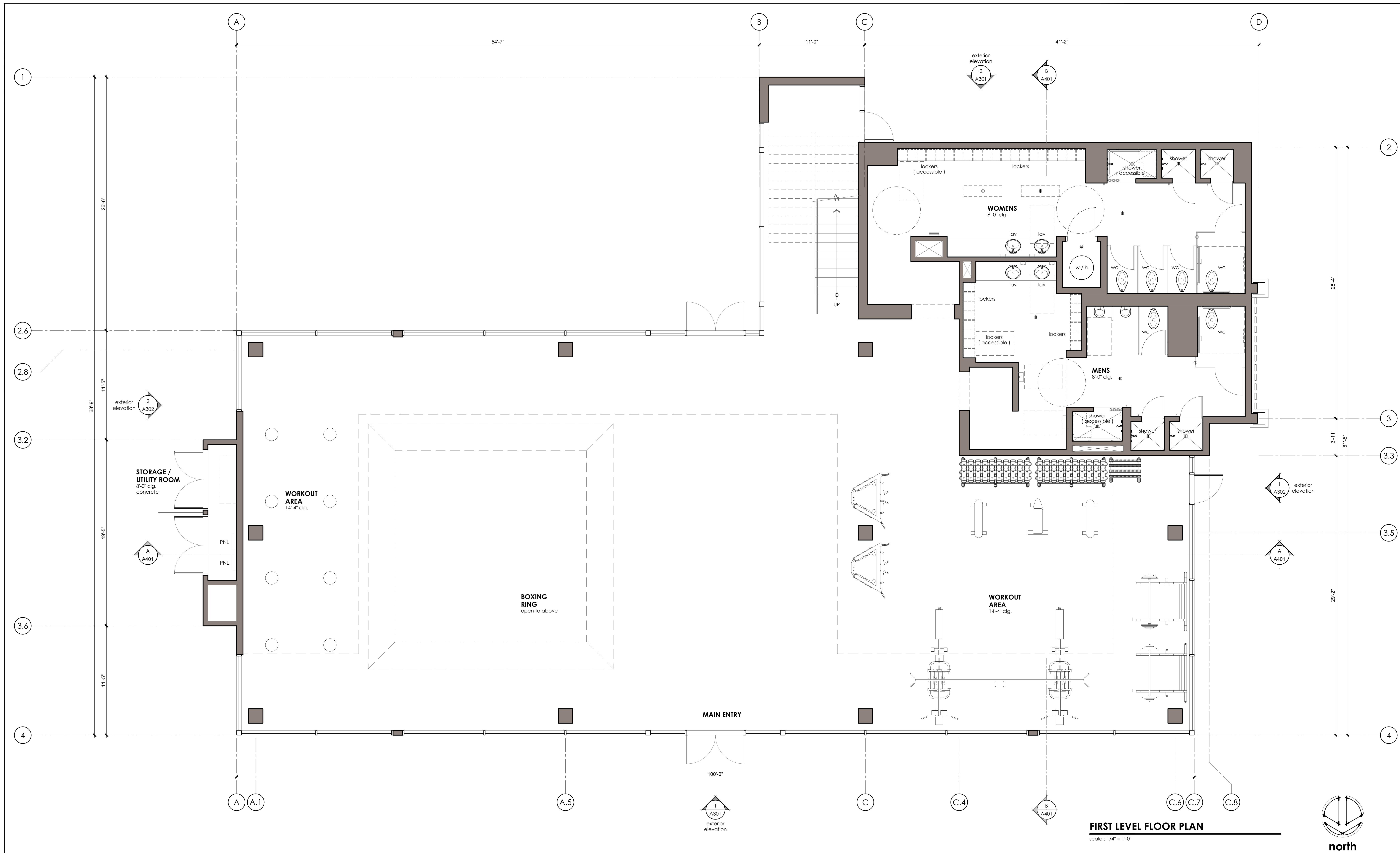
Plot Date: Jan 25, 2024 - 2:16pm

SHEET TITLE:

**FITNESS CENTER**  
**FIRST LEVEL FLOOR PLAN**

SHEET NO:

**A201**



**FLOOR PLAN NOTES**


GENERAL NOTES

- 
- 
- 
- 
- 
- 
- 
- 

**FLOOR PLAN KEY NOTES**

**LEGEND**

**KEY PLAN**



**NATIONAL**  
ENGINEERING & CONSULTING, INC.  
30 THOMAS IRVINE, CA 92618-2703  
PHONE: (949) 716-9990 | FAX: (949) 716-9997

STAMP:

**COPYRIGHT:**  
COPYRIGHT NOTICE: COPYRIGHT IS RETAINED BY NATIONAL ENGINEERING & CONSULTING, INC. FROM THE DATE OF ISSUANCE OF THESE DOCUMENTS. DUPLICATION OF THESE DOCUMENTS OR THE BUILT-WORK REPRESENTED BY THEM IS PROHIBITED WITHOUT THE EXPRESS WRITTEN CONSENT NATIONAL ENGINEERING & CONSULTING, INC.

CLIENT:

OWNER:

PROJECT:

**OZARA**  
FITNESS CENTER

JOB NUMBER

#	DESCRIPTION	DATE
90%	S.D.	2023.07.31
	ARCHITECTURAL REVIEW	2024.01.25

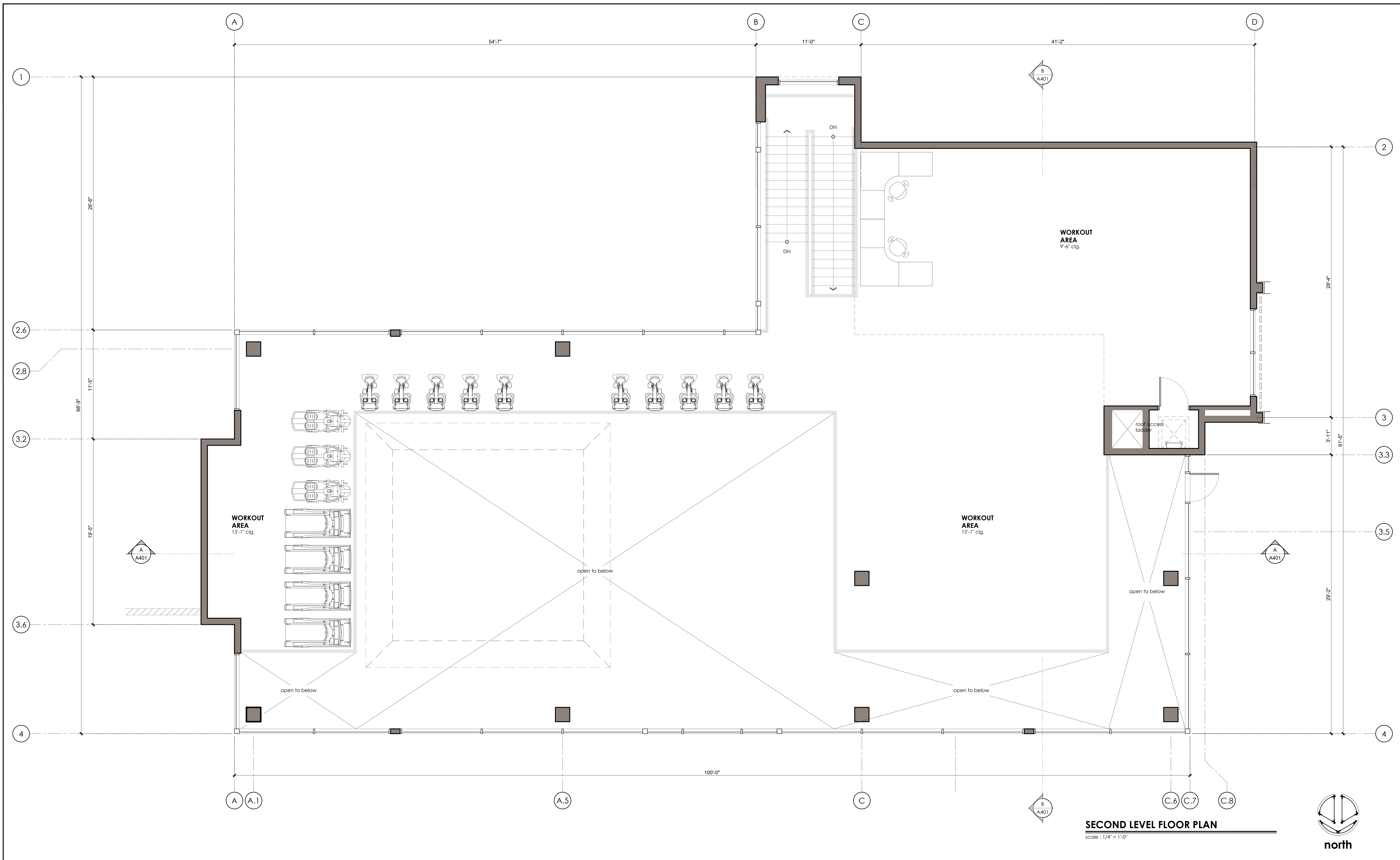
Plot Date: Jan 25, 2024 - 2:16pm

SHEET TITLE:

**FITNESS CENTER**  
**SECOND LEVEL**  
**FLOOR PLAN**

SHEET NO:

**A202**

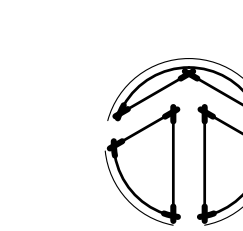
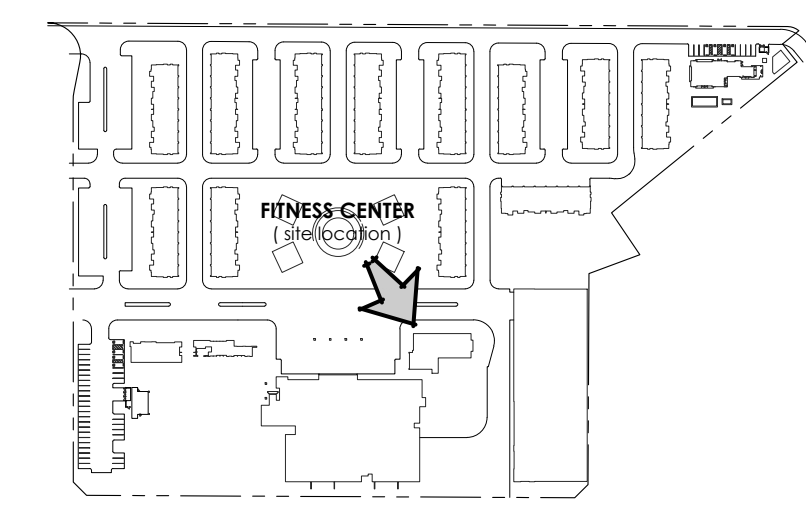


FLOOR PLAN NOTES
GENERAL NOTES
1.
2.
3.
4.
5.
6.
7.
8.


FLOOR PLAN KEY NOTES

LEGEND

KEY PLAN







**NATIONAL**  
ENGINEERING & CONSULTING, INC.  
30 THOMAS IRVINE, CA 92618-2703  
PHONE: (949) 716-9990 | FAX: (949) 716-9997

STAMP:

COPYRIGHT:  
COPYRIGHT NOTICE:  
COPYRIGHT IS RETAINED BY NATIONAL  
ENGINEERING & CONSULTING, INC. FROM THE  
DATE OF ISSUANCE OF THESE DOCUMENTS.  
DUPLICATION OF THESE DOCUMENTS OR THE  
BUILT-WORK REPRESENTED BY THEM IS  
PROHIBITED WITHOUT THE EXPRESS WRITTEN  
CONSENT NATIONAL ENGINEERING &  
CONSULTING, INC.

CLIENT:

OWNER:

PROJECT:

**OZARA**  
FITNESS CENTER  
EXTERIOR ELEVATIONS

JOB NUMBER

#	DESCRIPTION	DATE
90%	S.D.	2023.07.31
	ARCHITECTURAL REVIEW	2024.01.25

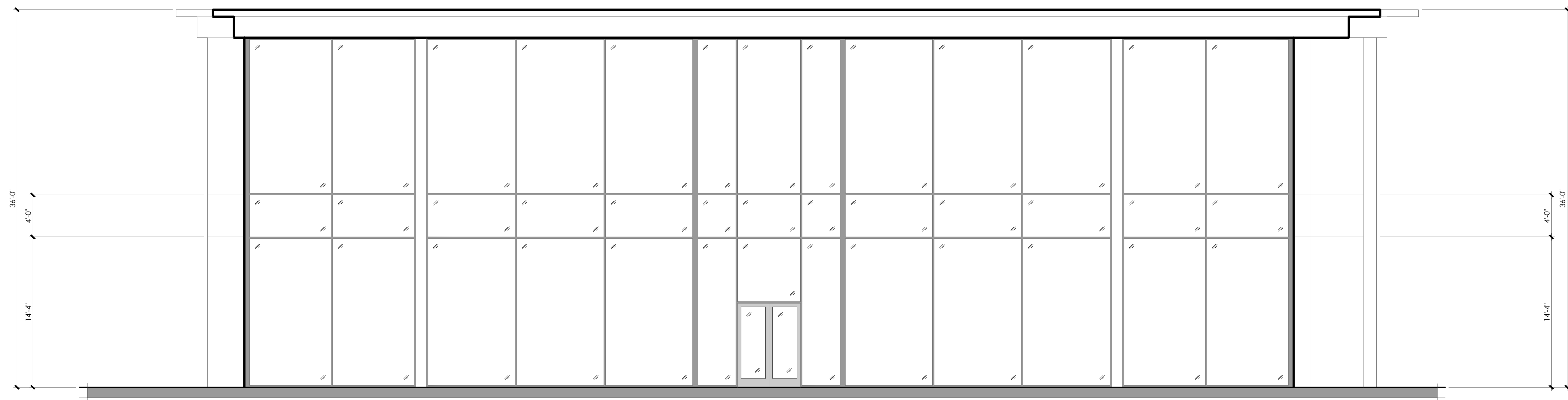
Plot Date: Jan 25, 2024 - 2:18pm

SHEET TITLE:

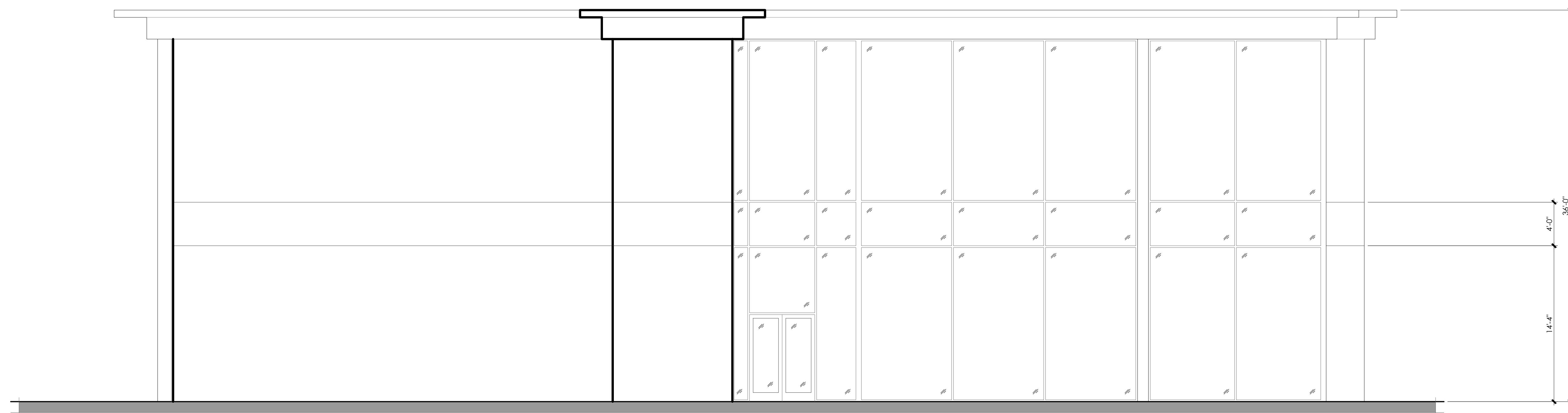
**FITNESS CENTER**  
EXTERIOR ELEVATIONS  
NORTH AND SOUTH

SHEET NO:

**A301**



**NORTH ELEVATION** 1  
scale : 3/16" = 1'-0"



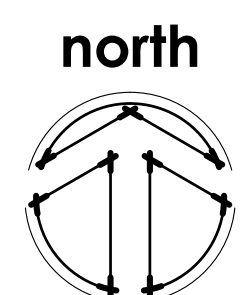
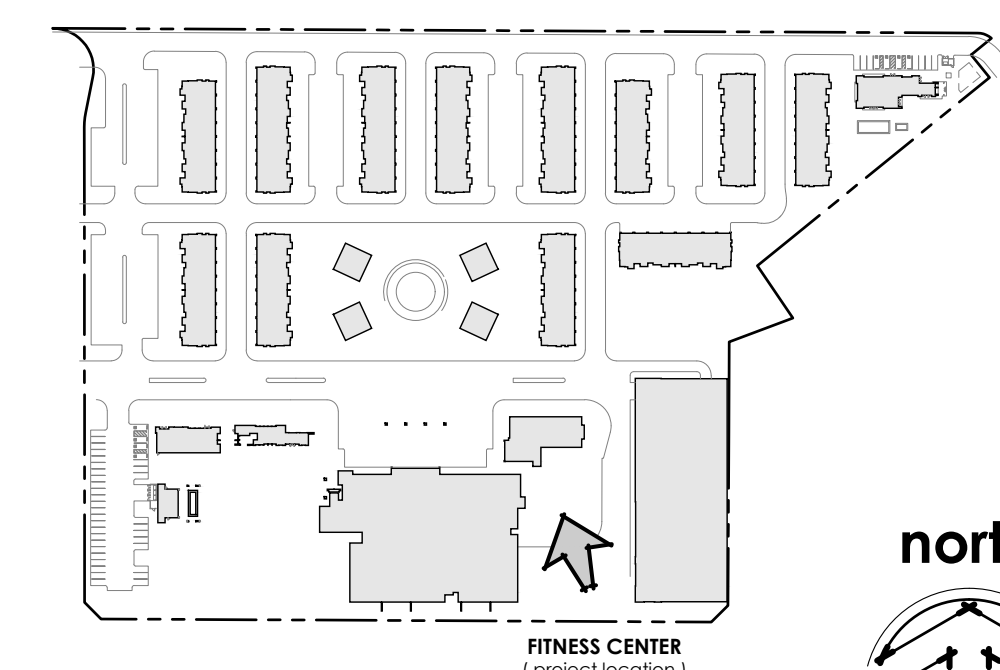
**SOUTH ELEVATION** 2  
scale : 3/16" = 1'-0"


EXTERIOR ELEVATION NOTES

EXTERIOR ELEVATION KEY NOTES

EXTERIOR ELEVATION LEGEND

KEY PLAN





**NATIONAL**  
 ENGINEERING & CONSULTING, INC.  
 30 THOMAS IRVINE, CA 92618-2703  
 PHONE: (949) 716-9990 | FAX: (949) 716-9997

STAMP:

**COPYRIGHT:**  
 C O P Y R I G H T N O T I C E :  
 C O P Y R I G H T I S R E T A I N E D B Y N A T I O N A L  
 E N G I N E E R I N G & C O N S U L T I N G I N C . F R O M T H E  
 D A T E O F I S S U A N C E O F T H E S E D O C U M E N T S .  
 D U P L I C A T I O N O F T H E S E D O C U M E N T S O R T H E  
 B U I L T - W O R K R E P R E S E N T E D B Y T H E M I S  
 P R O H I B I T E D W I T H O U T T H E E X P R E S S W R I T T E N  
 C O N S E N T N A T I O N A L E N G I N E E R I N G &  
 C O N S U L T I N G I N C .

CLIENT:

OWNER:

PROJECT:

**OZARA**  
 FITNESS CENTER  
 EXTERIOR ELEVATIONS

JOB NUMBER

#	DESCRIPTION	DATE
90%	S.D.	2023.07.31
	ARCHITECTURAL REVIEW	2024.01.25

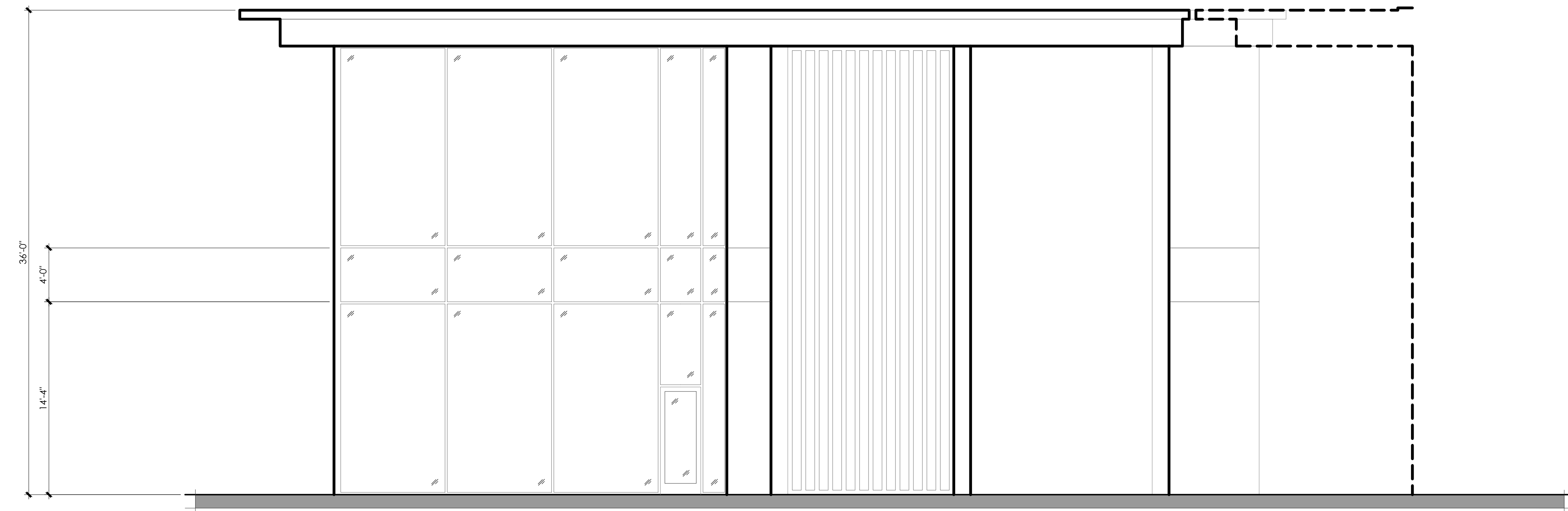
Plot Date: Jan 25, 2024 - 2:18pm

SHEET TITLE:

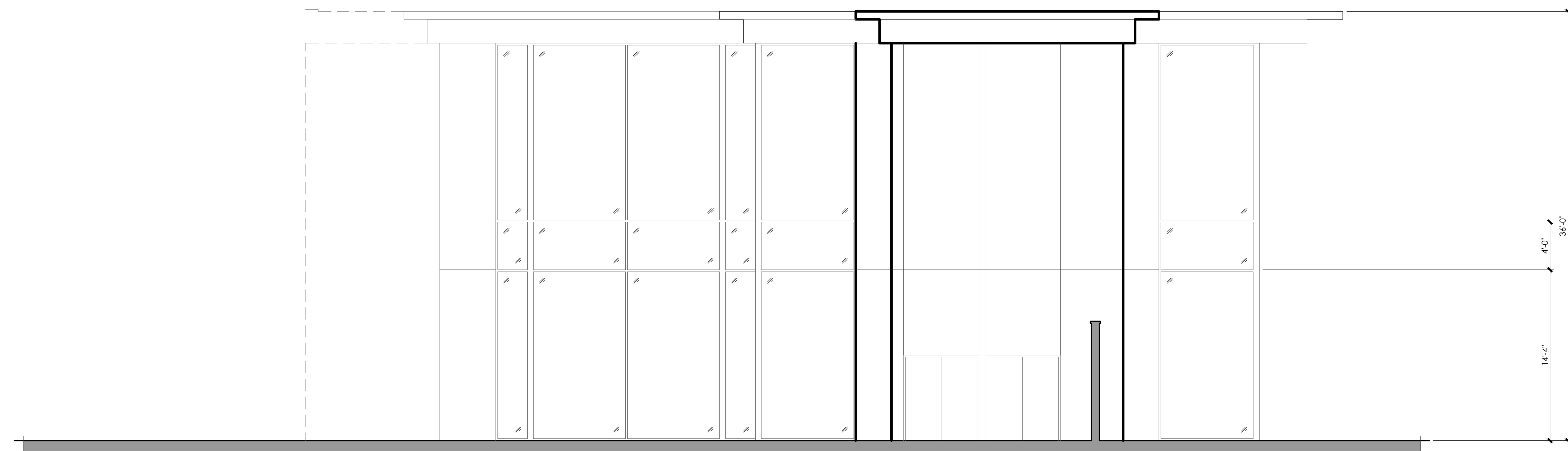
**FITNESS CENTER**  
 EXTERIOR ELEVATIONS  
 EAST AND WEST

SHEET NO:

**A302**



**WEST ELEVATION 1**  
 scale: 3/16" = 1'-0"



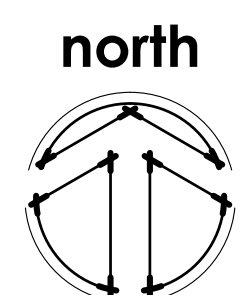
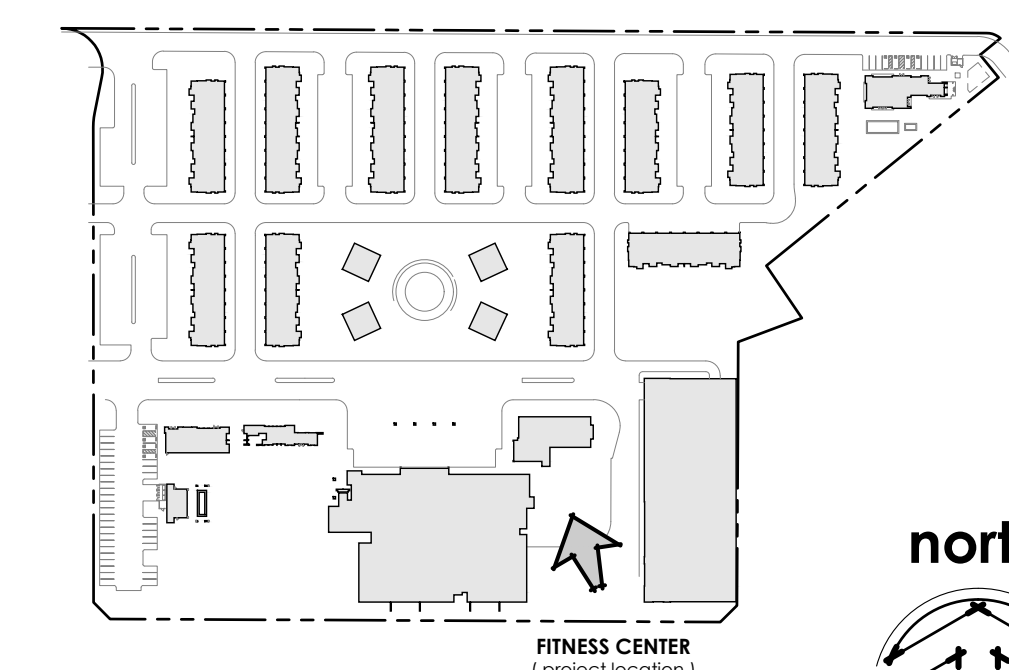
**EAST ELEVATION 2**  
 scale: 3/16" = 1'-0"


EXTERIOR ELEVATION NOTES

EXTERIOR ELEVATION KEY NOTES

EXTERIOR ELEVATION LEGEND

KEY PLAN





**NATIONAL**  
 ENGINEERING & CONSULTING, INC.  
 30 THOMAS IRVINE, CA 92618-2703  
 PHONE: (949) 716-9990 | FAX: (949) 716-9997

STAMP:

COPYRIGHT:  
 COPYRIGHT NOTICE:  
 COPYRIGHT IS RETAINED BY NATIONAL  
 ENGINEERING & CONSULTING, INC. FROM THE  
 DATE OF ISSUANCE OF THESE DOCUMENTS.  
 DUPLICATION OF THESE DOCUMENTS OR THE  
 BUILT-WORK REPRESENTED BY THEM IS  
 PROHIBITED WITHOUT THE EXPRESS WRITTEN  
 CONSENT NATIONAL ENGINEERING &  
 CONSULTING, INC.

CLIENT:

OWNER:

PROJECT:

**OZARA**  
 FITNESS CENTER

JOB NUMBER

#	DESCRIPTION	DATE
90%	S.D.	2023.07.31
	ARCHITECTURAL REVIEW	2024.01.25

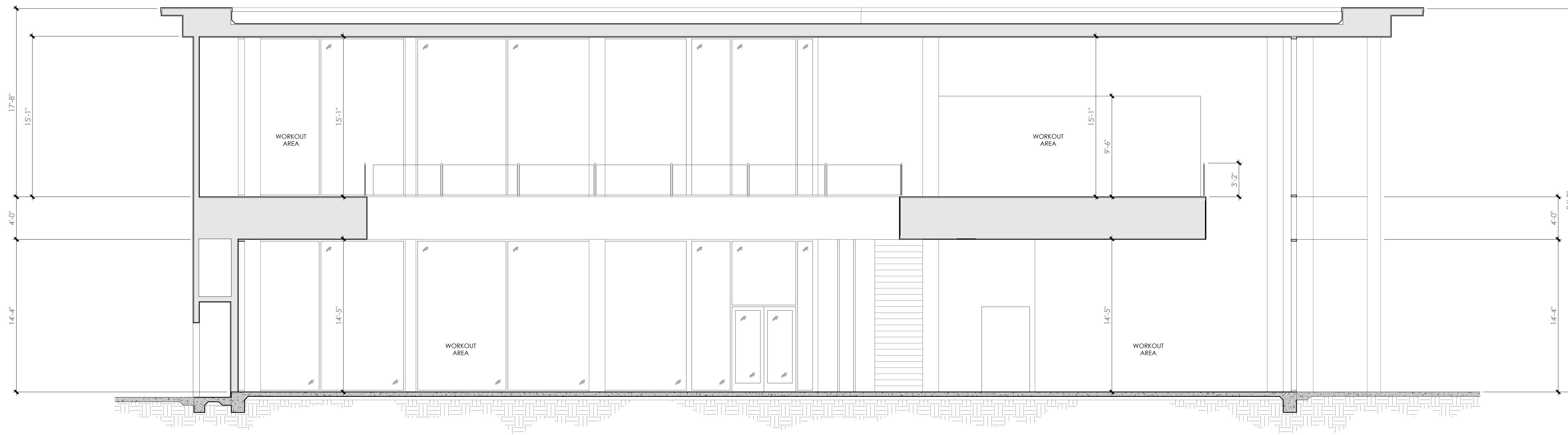
Plot Date: Jan 25, 2024 - 2:19pm

SHEET TITLE:

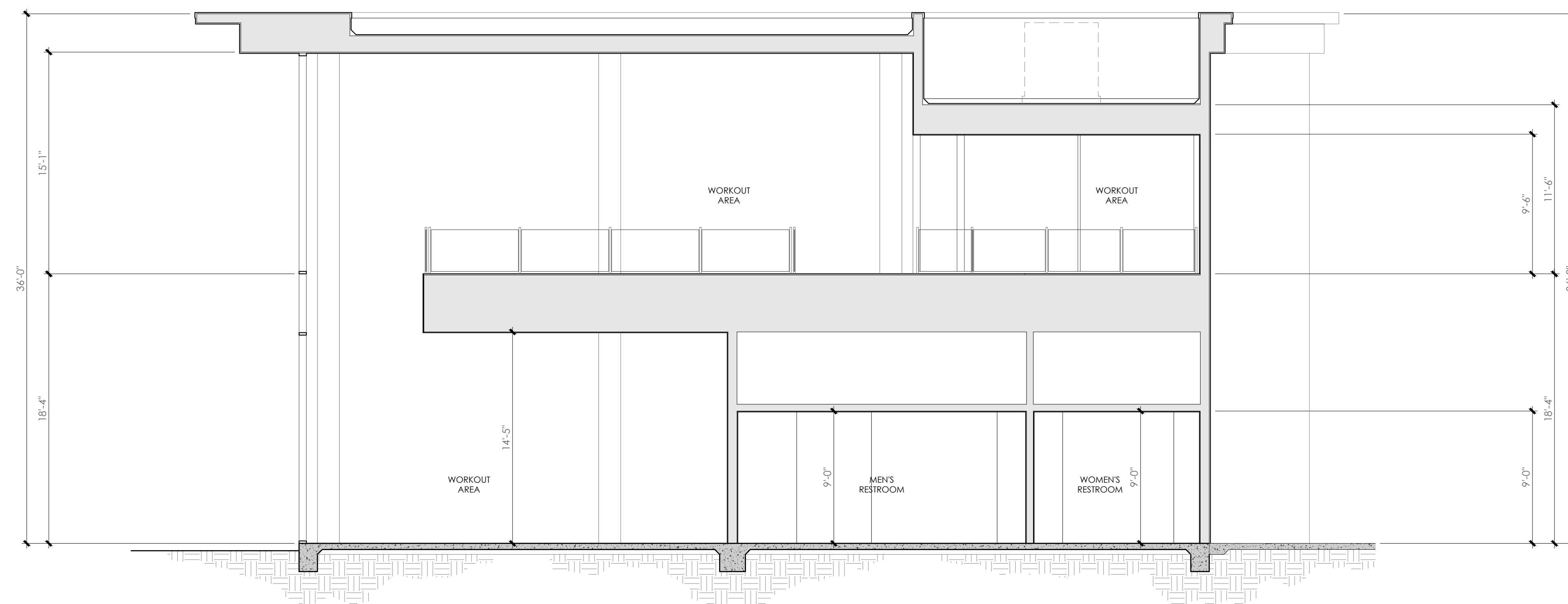
**FITNESS CENTER**  
 BUILDING SECTIONS

SHEET NO:

**A401**



**BUILDING SECTION A**  
 scale : 3/16" = 1'-0"



**BUILDING SECTION B**  
 scale : 3/16" = 1'-0"


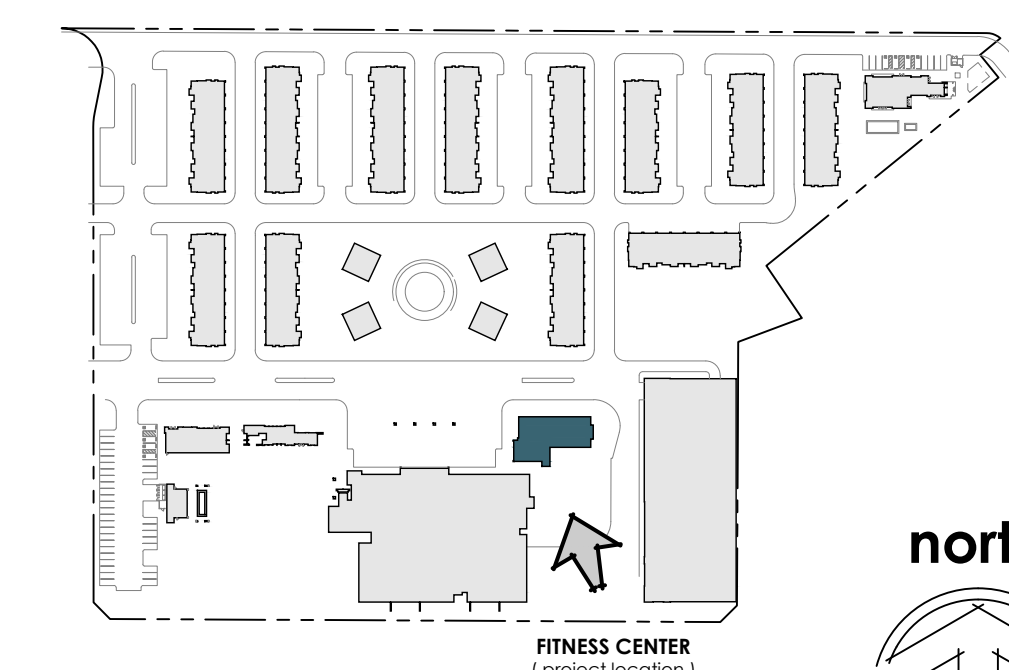
**EXTERIOR ELEVATION NOTES**


GENERAL NOTES  
 1. REFER TO UNIT FLOOR PLANS FOR ADDITIONAL NOTES AND DIMENSIONS

**EXTERIOR ELEVATION KEY NOTES**

**EXTERIOR ELEVATION LEGEND**

**KEY PLAN**





**NATIONAL**  
 ENGINEERING & CONSULTING, INC.  
 30 THOMAS IRVINE, CA 92618-2703  
 PHONE: (949) 716-9990 | FAX: (949) 716-9997

STAMP:

**COPYRIGHT:**  
 C O P Y R I G H T N O T I C E :  
 C O P Y R I G H T I S R E T A I N E D B Y N A T I O N A L  
 E N G I N E E R I N G & C O N S U L T I N G I N C . F R O M T H E  
 D A T E O F I S S U A N C E O F T H E S E D O C U M E N T S .  
 D U P L I C A T I O N O F T H E S E D O C U M E N T S O R T H E  
 B U I L T - W O R K R E P R E S E N T E D B Y T H E M I S  
 P R O H I B I T E D W I T H O U T T H E E X P R E S S W R I T T E N  
 C O N S E N T N A T I O N A L E N G I N E E R I N G &  
 C O N S U L T I N G I N C .

CLIENT:

OWNER:

PROJECT:

**OZARA**  
**FITNESS CENTER**

JOB NUMBER

#	DESCRIPTION	DATE
90%	S.D.	2023.07.31
000%	S.D.	2023.00.00

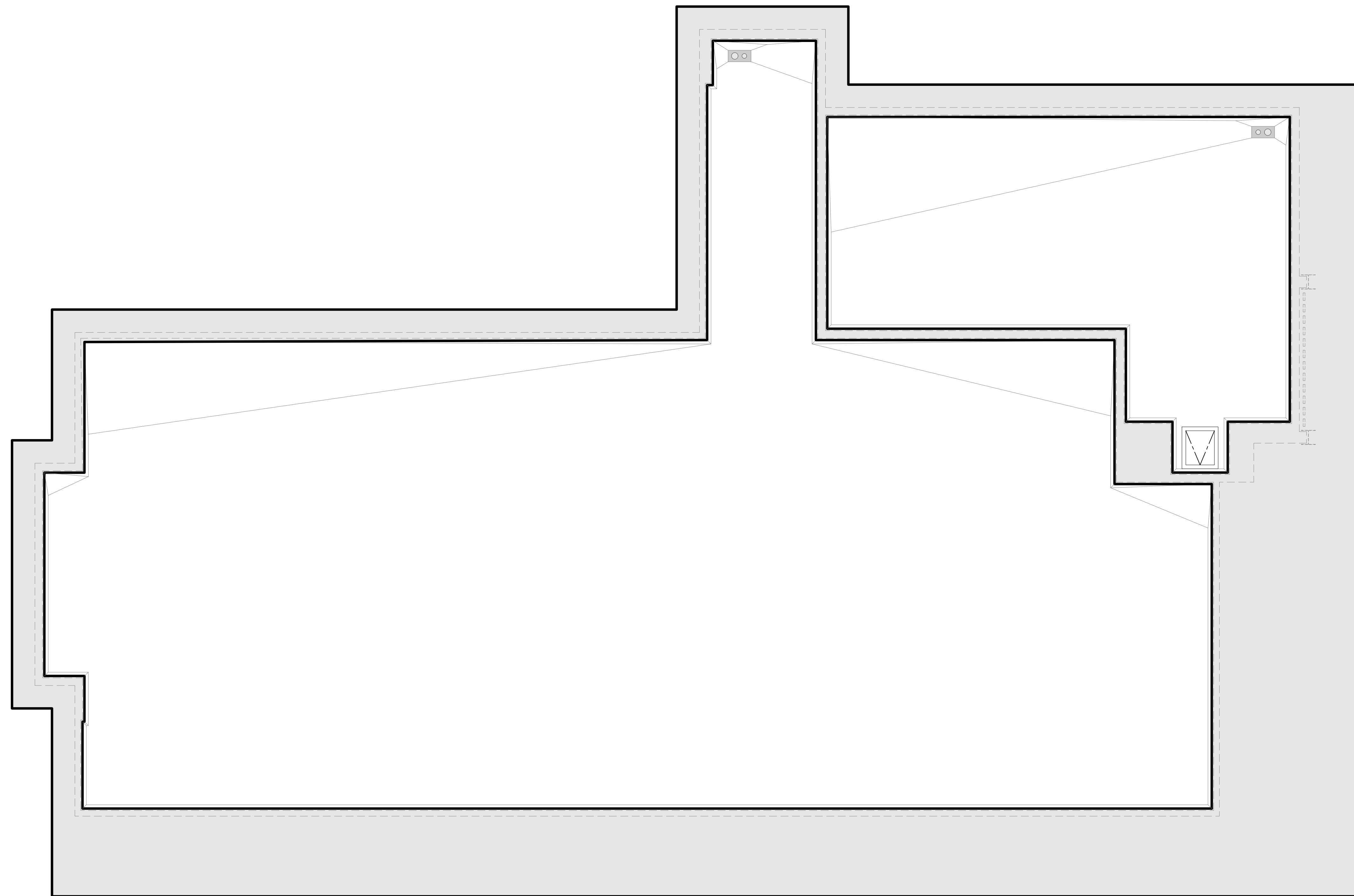
Plot Date: Jan 18, 2024 - 5:13pm

SHEET TITLE:

**FITNESS CENTER**  
**ROOF PLAN**

SHEET NO:

**A501**



**ROOF PLAN**

scale : 3/16" = 1'-0"

**ROOF PLAN NOTES**

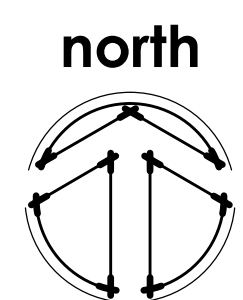
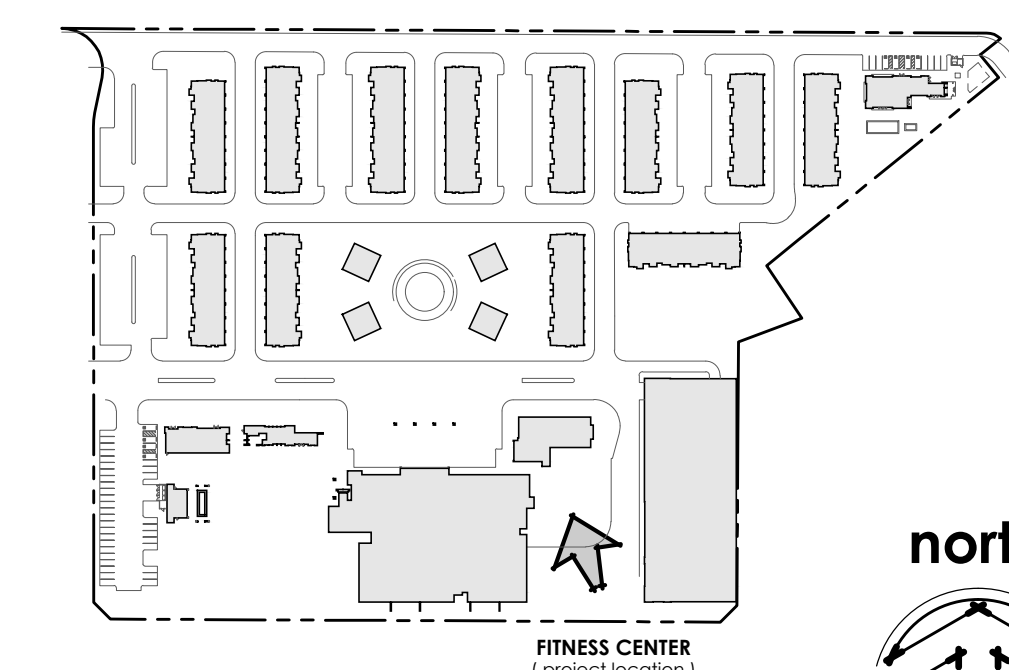
GENERAL NOTES

- 1
- 2
- 3
- 4
- 5
- 6
- 7
- 8
- 9
- 10
- 11
- 12
- 13
- 14
- 15
- 16
- 17
- 18
- 19
- 20
- 21
- 22
- 23
- 24
- 25
- 26
- 27
- 28
- 29
- 30
- 31
- 32
- 33
- 34
- 35
- 36
- 37
- 38
- 39
- 40
- 41
- 42
- 43
- 44
- 45
- 46
- 47
- 48
- 49
- 50
- 51
- 52
- 53
- 54
- 55
- 56
- 57
- 58
- 59
- 60
- 61
- 62
- 63
- 64
- 65
- 66
- 67
- 68
- 69
- 70
- 71
- 72
- 73
- 74
- 75
- 76
- 77
- 78
- 79
- 80
- 81
- 82
- 83
- 84
- 85
- 86
- 87
- 88
- 89
- 90
- 91
- 92
- 93
- 94
- 95
- 96
- 97
- 98
- 99
- 100


**ROOF PLAN KEY NOTES**

**EXTERIOR ELEVATION LEGEND**

**KEY PLAN**







**NATIONAL**  
ENGINEERING & CONSULTING, INC  
30 THOMAS IRVINE, CA 92618-2703  
PHONE: (949) 716-9990 | FAX: (949) 716-9997

STAMP:

**COPYRIGHT:**  
COPYRIGHT NOTICE: COPYRIGHT IS RETAINED BY NATIONAL ENGINEERING & CONSULTING, INC. FROM THE DATE OF ISSUANCE OF THESE DOCUMENTS. DUPLICATION OF THESE DOCUMENTS OR THE BUILT-WORK REPRESENTED BY THEM IS PROHIBITED WITHOUT THE EXPRESS WRITTEN CONSENT NATIONAL ENGINEERING & CONSULTING, INC.

CLIENT:

OWNER:

PROJECT:

**OZARA**  
**POOL BAR**  
**BUILDING FLOOR PLAN**

JOB NUMBER

#	DESCRIPTION	DATE
90%	S.D.	2023.07.31
	ARCHITECTURAL REVIEW	2024.01.25

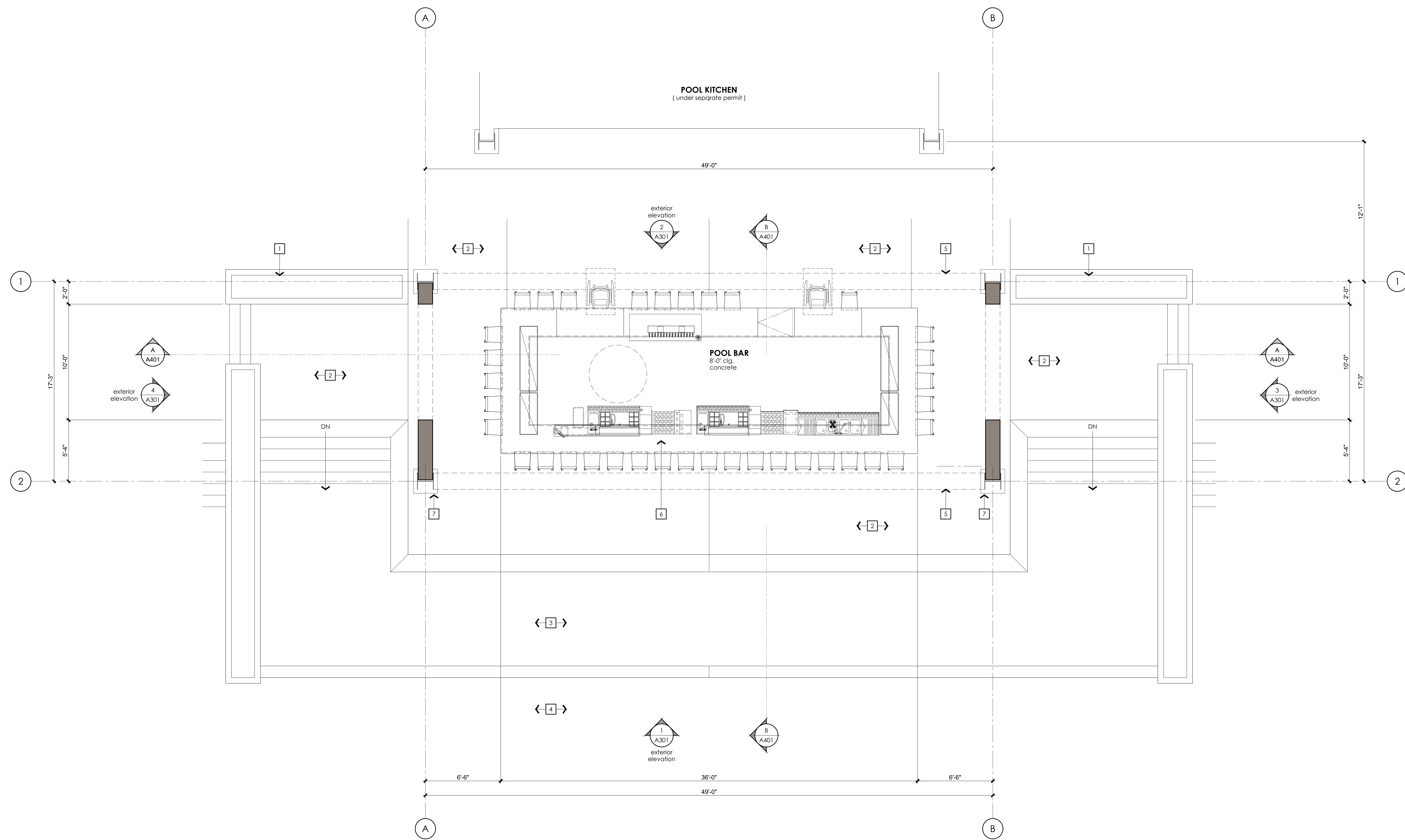
Plot Date: Jan 25, 2024 - 3:26pm

SHEET TITLE:

**POOL BAR**  
**FLOOR PLAN**

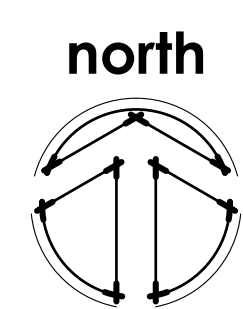
SHEET NO:

**A201**



**POOL BAR FLOOR PLAN**

scale: 1/4" = 1'-0"



**POOL BAR FLOOR PLAN NOTES**

**GENERAL NOTES**

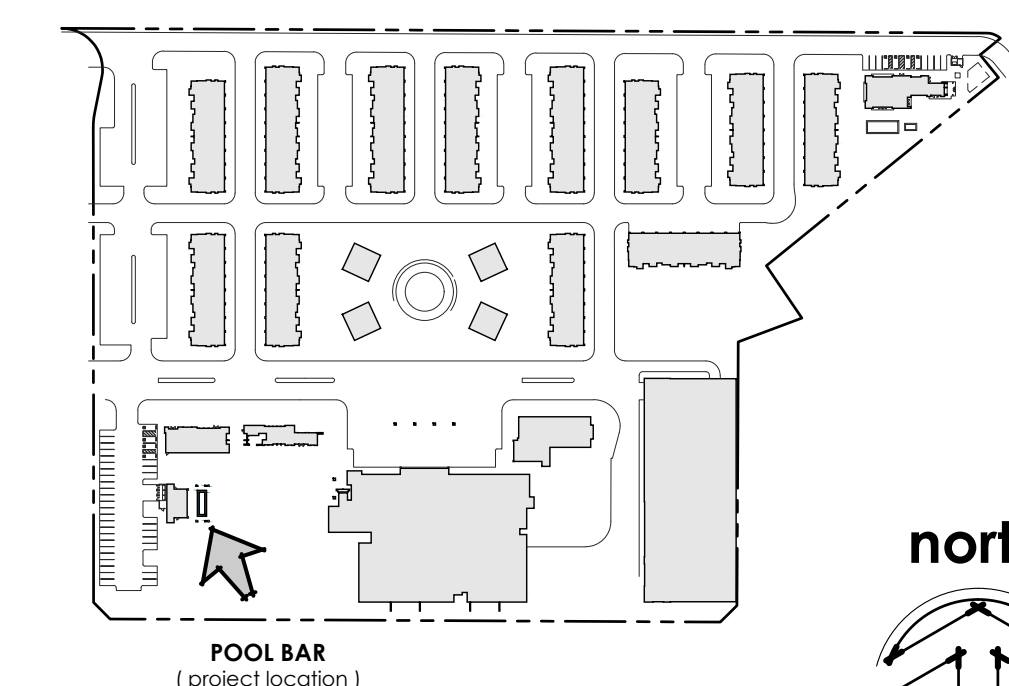
- 1.
- 2.
- 3.
- 4.
- 5.
- 6.
- 7.
- 8.


**POOL BAR FLOOR PLAN KEY NOTES**

- 1 PLANTER / LANDSCAPING
- 2 CONCRETE WALK / PAD
- 3 POOL - UPPER LEVEL - SEE ARCHITECTURAL SITE PLAN
- 4 POOL - LOWER LEVEL - SEE ARCHITECTURAL SITE PLAN
- 5 SOFFIT ABOVE - EXPOSED STEEL
- 6 BAR / COUNTERTOP
- 7 EXPOSED STEEL - SEE EXTERIOR ELEVATIONS

**LEGEND**

**KEY PLAN**





**NATIONAL**  
ENGINEERING & CONSULTING, INC.  
30 THOMAS IRVINE, CA 92618-2703  
PHONE: (949) 716-9990 | FAX: (949) 716-9997

STAMP:

**COPYRIGHT:**  
COPYRIGHT IS RETAINED BY NATIONAL ENGINEERING & CONSULTING, INC. FROM THE DATE OF ISSUANCE OF THESE DOCUMENTS. DUPLICATION OF THESE DOCUMENTS OR THE BUILT-WORK REPRESENTED BY THEM IS PROHIBITED WITHOUT THE EXPRESS WRITTEN CONSENT NATIONAL ENGINEERING & CONSULTING, INC.

CLIENT:

OWNER:

PROJECT:

**OZARA**  
POOL BAR  
EXTERIOR ELEVATIONS

JOB NUMBER

#	DESCRIPTION	DATE
90%	S.D.	2023.07.31
	ARCHITECTURAL REVIEW	2024.01.25


Plot Date: Jan 25, 2024 - 3:21pm

SHEET TITLE:

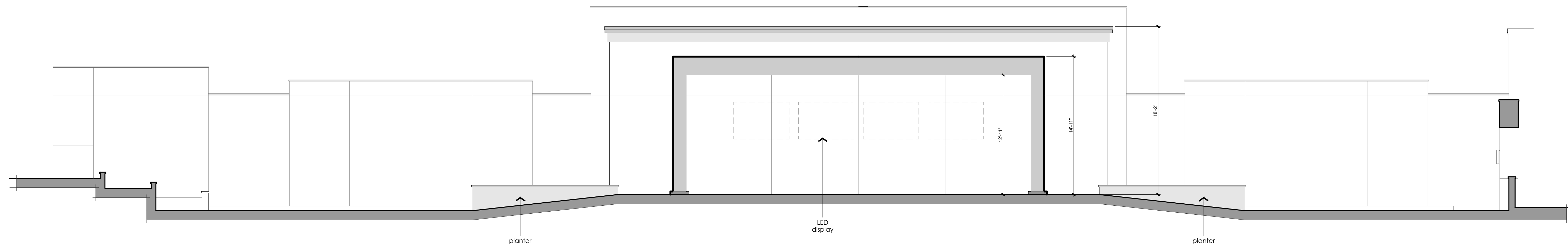
**POOL BAR**  
EXTERIOR ELEVATIONS

SHEET NO:

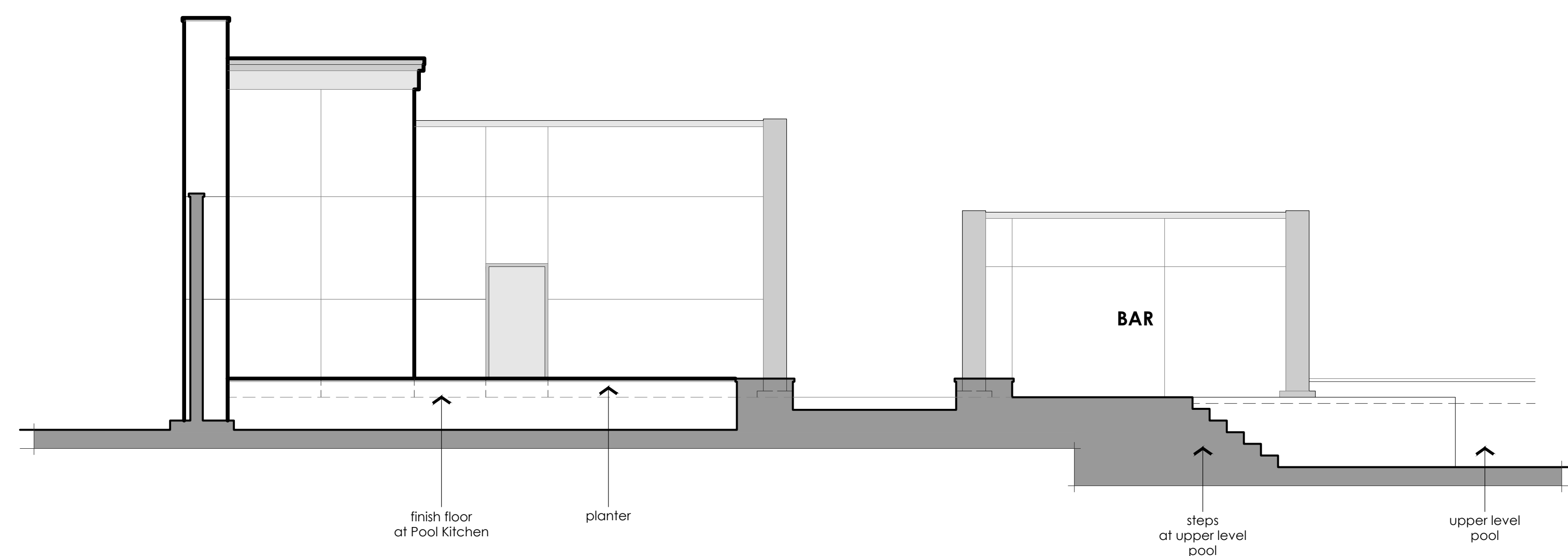
**A301**



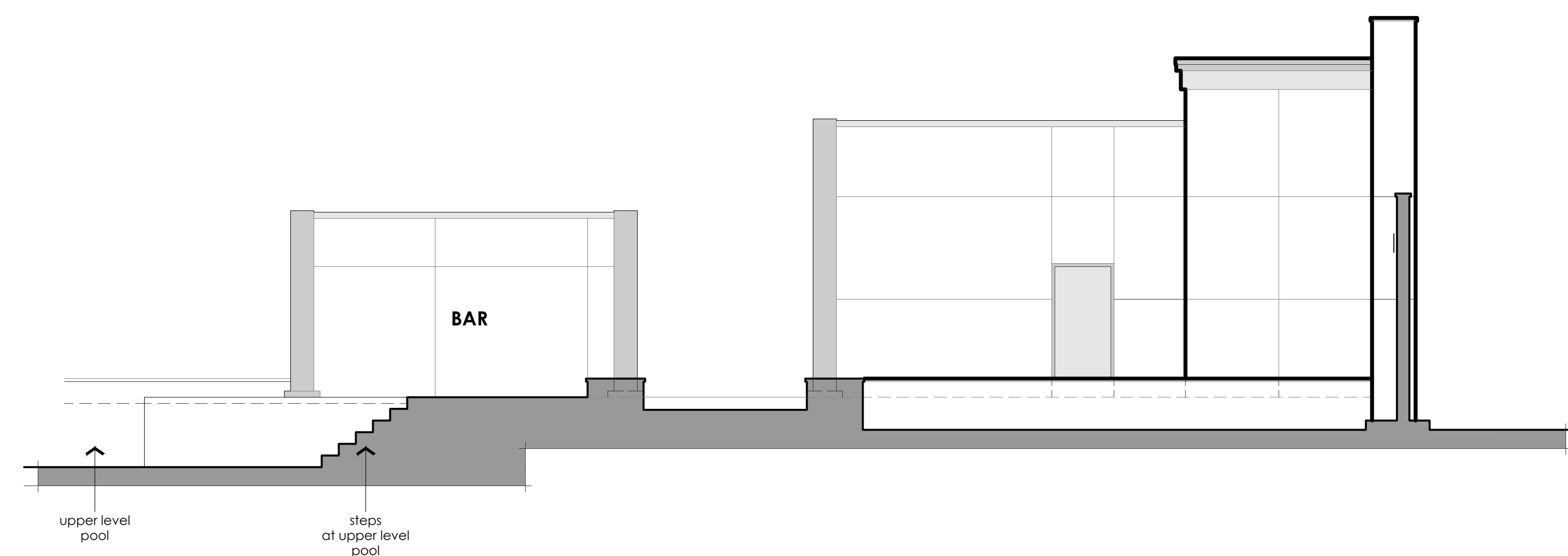
**EAST ELEVATION** west elevation - similar **1**  
scale: 3/16" = 1'-0"



**EAST ELEVATION** at Pool Kitchen **2**  
scale: 3/16" = 1'-0"



**SOUTH ELEVATION** **4**  
scale: 3/16" = 1'-0"



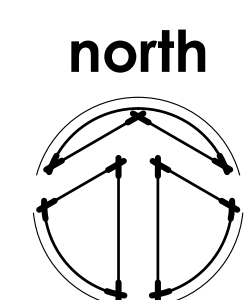
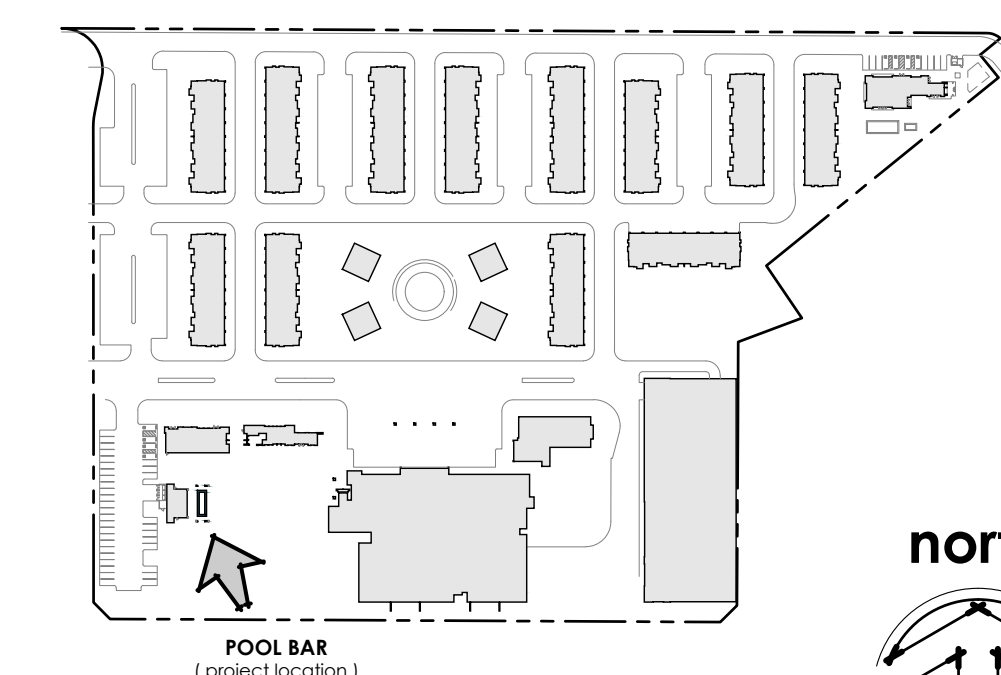
**NORTH ELEVATION** **3**  
scale: 3/16" = 1'-0"


POOL KITCHEN EXTERIOR ELEVATION NOTES

POOL BAR EXTERIOR ELEVATION KEY NOTES

LEGEND

KEY PLAN





**NATIONAL**  
ENGINEERING & CONSULTING, INC.  
30 THOMAS IRVINE, CA 92618-2703  
PHONE: (949) 716-9990 | FAX: (949) 716-9997

STAMP:

COPYRIGHT:  
COPYRIGHT NOTICE:  
COPYRIGHT IS RETAINED BY NATIONAL  
ENGINEERING & CONSULTING, INC. FROM THE  
DATE OF ISSUANCE OF THESE DOCUMENTS.  
DUPLICATION OF THESE DOCUMENTS OR THE  
BUILT-WORK REPRESENTED BY THEM IS  
PROHIBITED WITHOUT THE EXPRESS WRITTEN  
CONSENT NATIONAL ENGINEERING &  
CONSULTING, INC.

CLIENT:

OWNER:

PROJECT:

**OZARA**  
**POOL BAR**  
**BUILDING SECTIONS**

JOB NUMBER

#	DESCRIPTION	DATE
90%	S.D.	2023.07.31
	ARCHITECTURAL REVIEW	2024.01.25

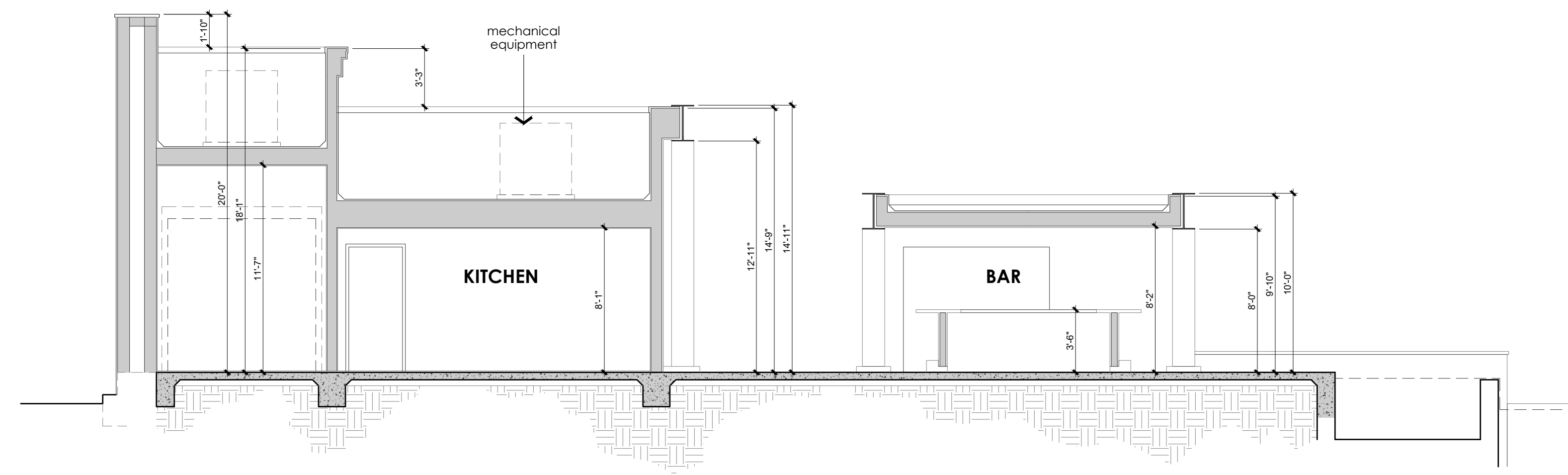
Plot Date: Jan 25, 2024 - 3:19pm

SHEET TITLE:

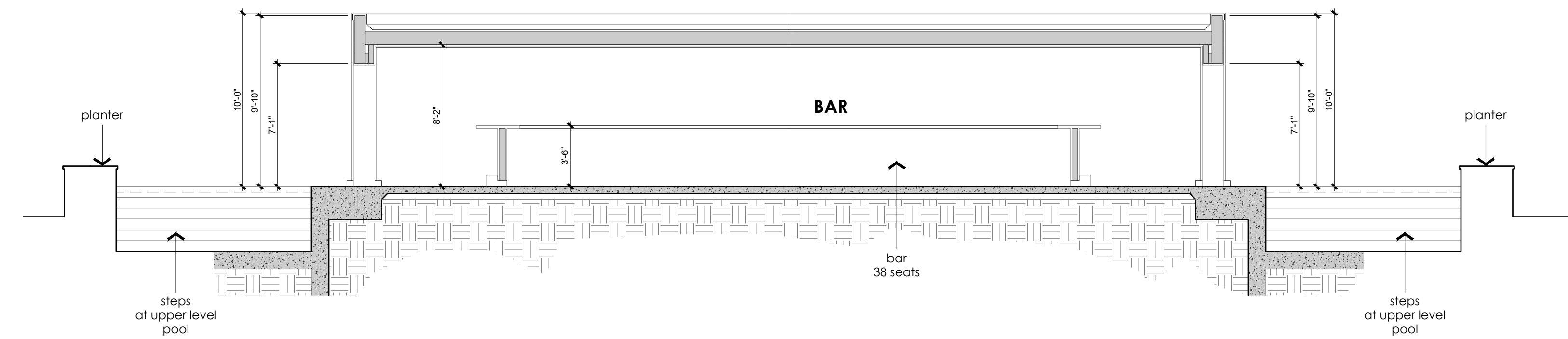
**POOL BAR**  
**BUILDING SECTIONS**

SHEET NO:

**A401**



**BUILDING SECTION B**  
scale : 3/16" = 1'-0"




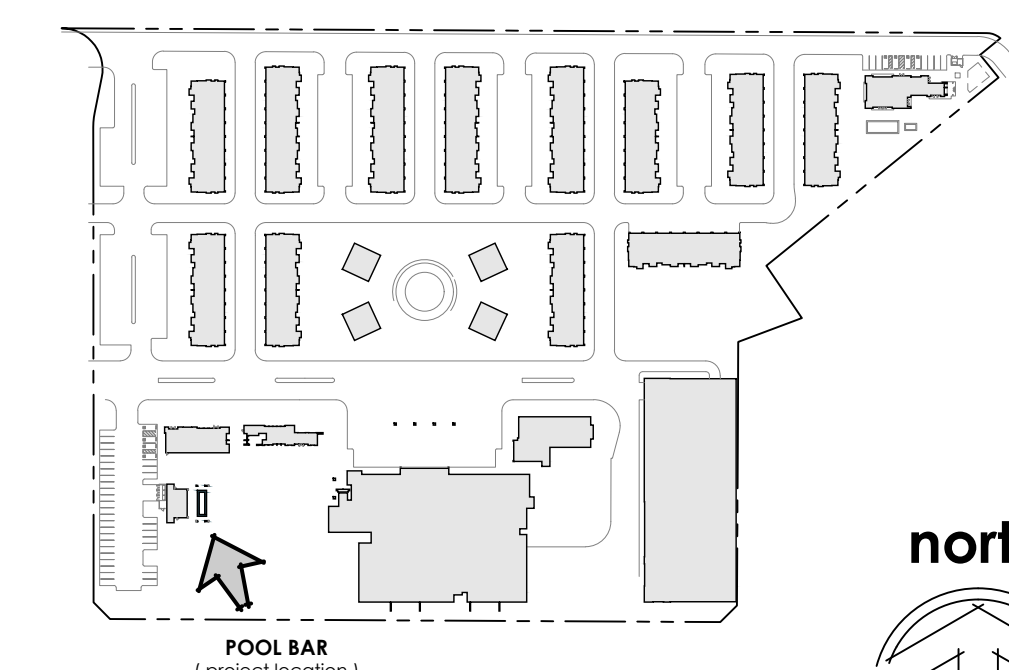
**BUILDING SECTION A**  
scale : 3/16" = 1'-0"

POOL BAR BUILDING SECTIONS NOTES

POOL BAR BUILDING SECTIONS KEY NOTES


LEGEND

KEY PLAN









**NATIONAL**  
ENGINEERING & CONSULTING, INC.  
30 THOMAS IRVINE, CA 92618-2703  
PHONE: (949) 716-9990 | FAX: (949) 716-9997

STAMP:

**COPYRIGHT:**  
COPYRIGHT NOTICE: COPYRIGHT IS RETAINED BY NATIONAL ENGINEERING & CONSULTING, INC. FROM THE DATE OF ISSUANCE OF THESE DOCUMENTS. DUPLICATION OF THESE DOCUMENTS OR THE BUILT-WORK REPRESENTED BY THEM IS PROHIBITED WITHOUT THE EXPRESS WRITTEN CONSENT NATIONAL ENGINEERING & CONSULTING, INC.

CLIENT:

OWNER:

PROJECT:

**OZARA**  
POOL KITCHEN  
BUILDING FLOOR PLAN

JOB NUMBER

#	DESCRIPTION	DATE
90%	S.D.	2023.07.31
	ARCHITECTURAL REVIEW	2024.01.25

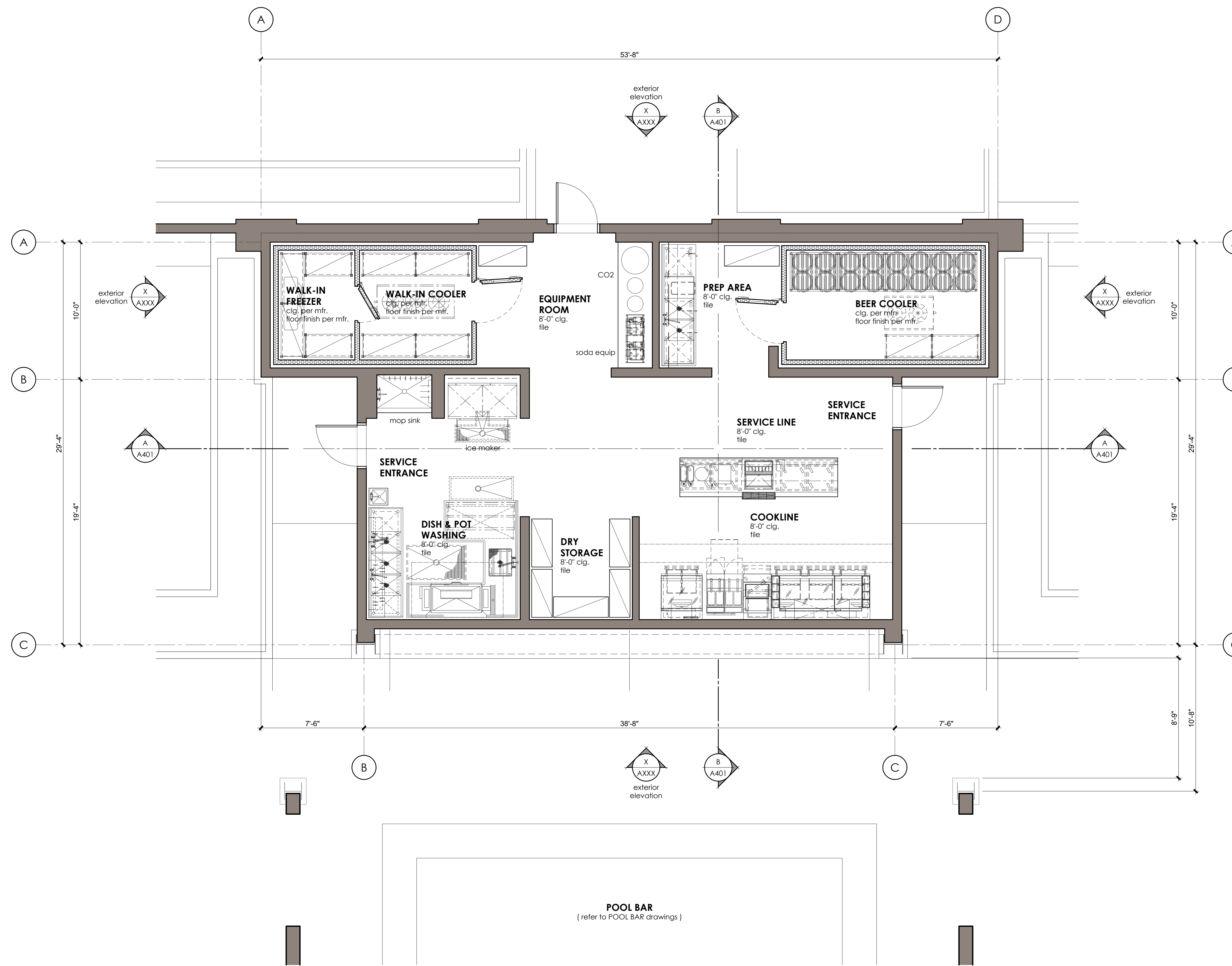
Plot Date: Jan 25, 2024 - 3:09pm

SHEET TITLE:

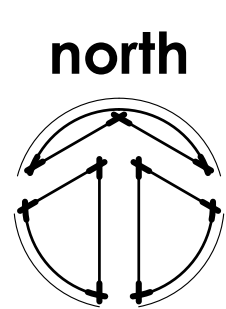
**POOL KITCHEN**  
BUILDING FLOOR PLAN

SHEET NO:

**A201**



**POOL KITCHEN FLOOR PLAN**  
scale: 1/4" = 1'-0"

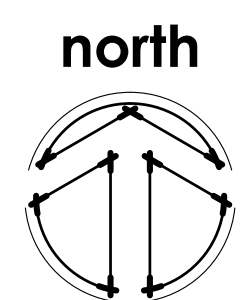
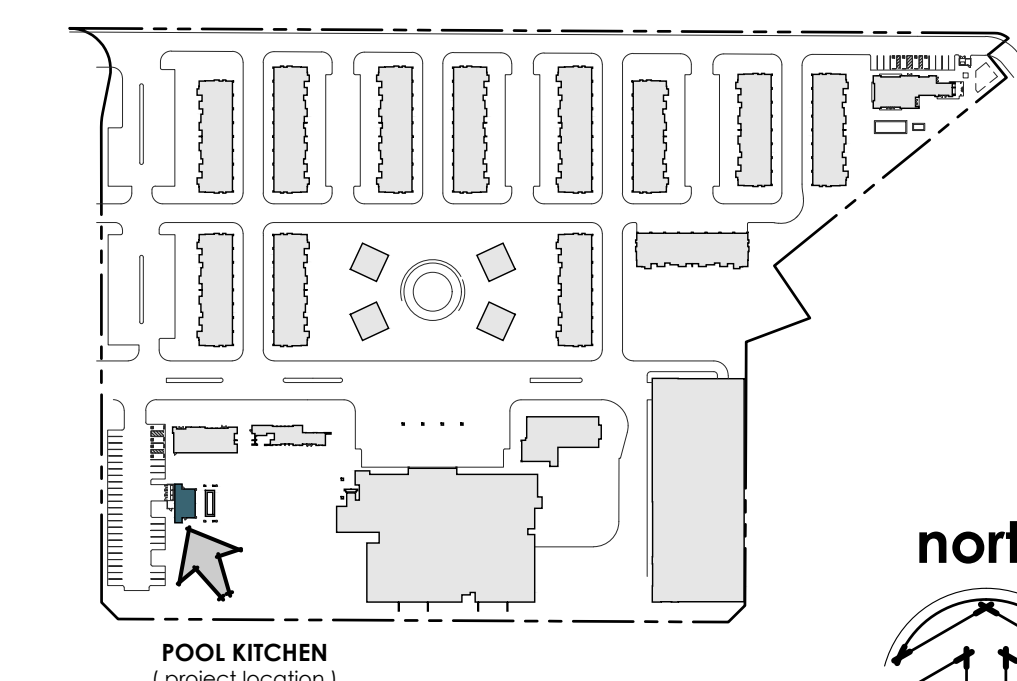



POOL BAR FLOOR PLAN NOTES

POOL BAR FLOOR PLAN KEY NOTES

LEGEND

KEY PLAN





**NATIONAL**  
ENGINEERING & CONSULTING, INC.  
30 THOMAS IRVINE, CA 92618-2703  
PHONE: (949) 716-9990 | FAX: (949) 716-9997

STAMP:

COPYRIGHT:  
COPYRIGHT NOTICE:  
COPYRIGHT IS RETAINED BY NATIONAL  
ENGINEERING & CONSULTING, INC. FROM THE  
DATE OF ISSUANCE OF THESE DOCUMENTS.  
DUPLICATION OF THESE DOCUMENTS OR THE  
BUILT-WORK REPRESENTED BY THEM IS  
PROHIBITED WITHOUT THE EXPRESS WRITTEN  
CONSENT NATIONAL ENGINEERING &  
CONSULTING, INC.

CLIENT:

OWNER:

PROJECT:

**OZARA**  
POOL KITCHEN  
EXTERIOR ELEVATIONS

JOB NUMBER

#	DESCRIPTION	DATE
90%	S.D.	2023.07.31
	ARCHITECTURAL REVIEW	2024.01.25

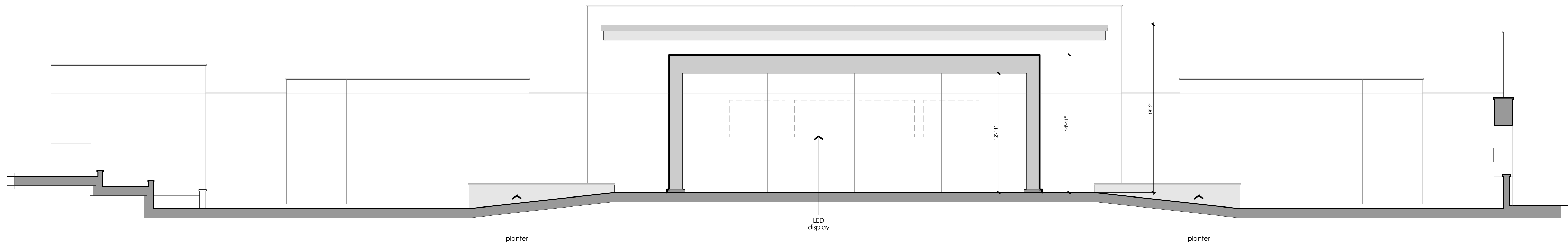
Plot Date: Jan 25, 2024 - 3:08pm

SHEET TITLE:

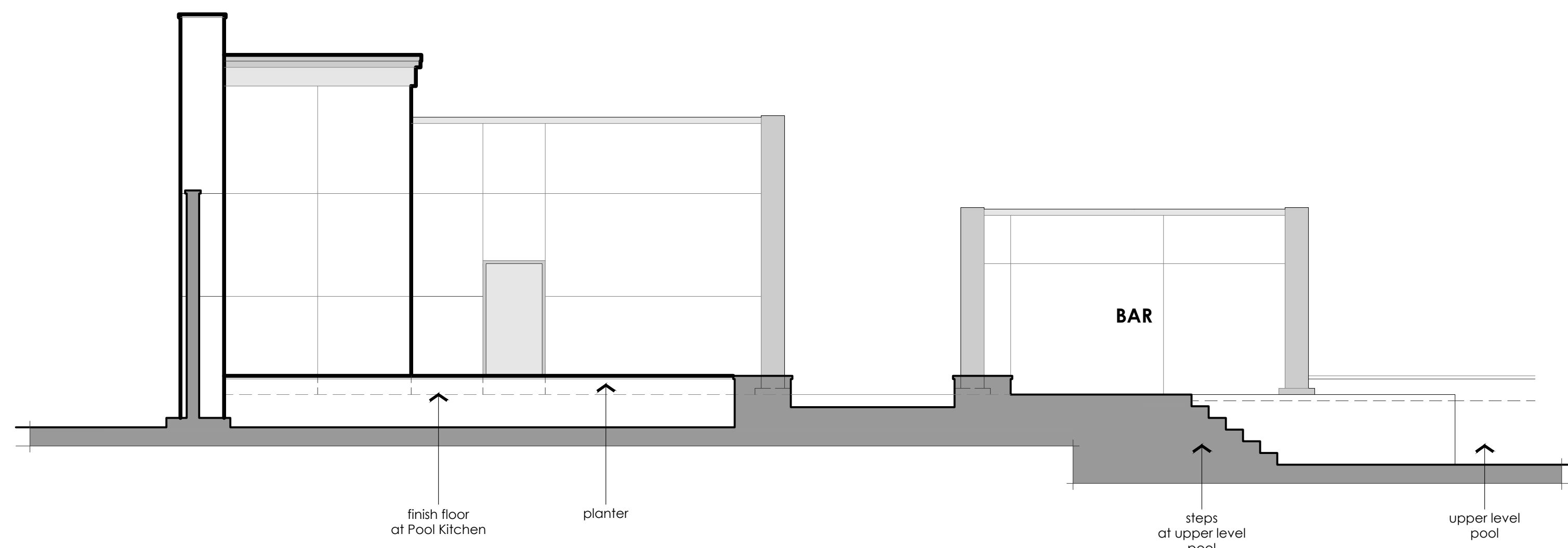
**POOL KITCHEN**  
EXTERIOR ELEVATIONS

SHEET NO:

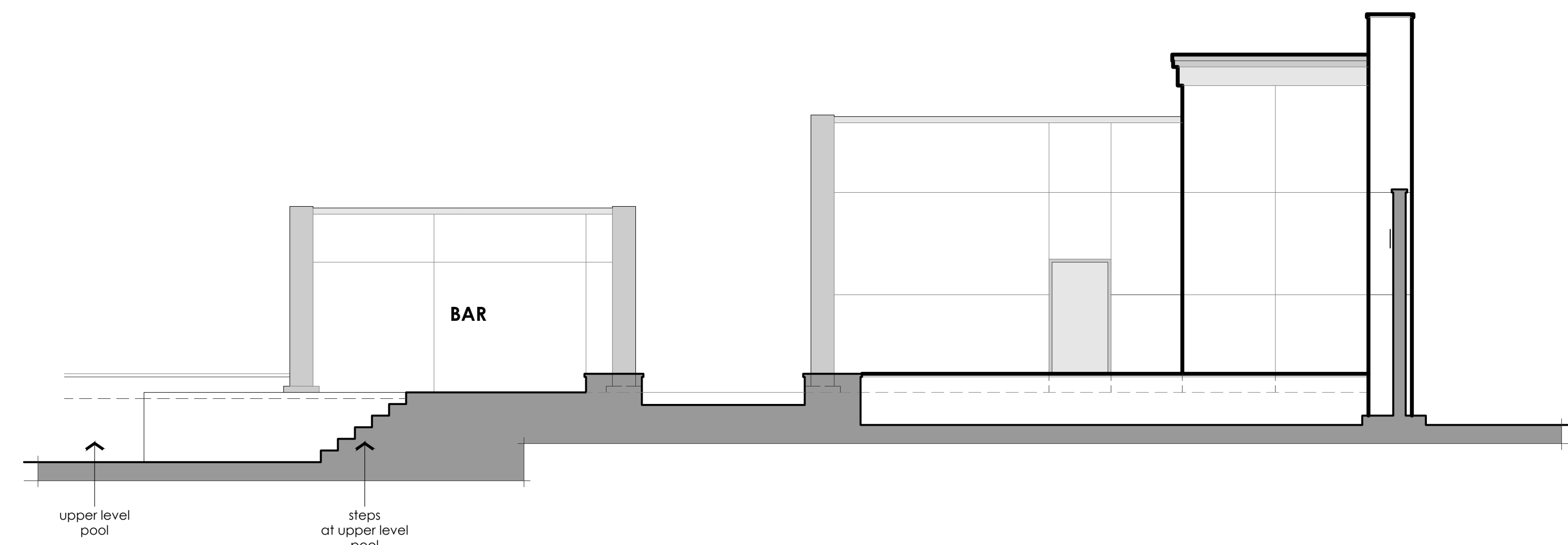
**A301**



**EAST ELEVATION** at Pool Kitchen **1**  
scale : 3/16" = 1'-0"



**SOUTH ELEVATION** **3**  
scale : 3/16" = 1'-0"



**NORTH ELEVATION** **2**  
scale : 3/16" = 1'-0"

**POOL KITCHEN EXTERIOR ELEVATION NOTES**

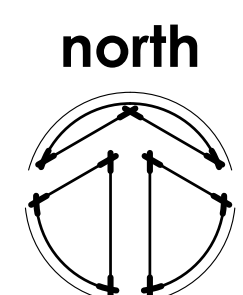
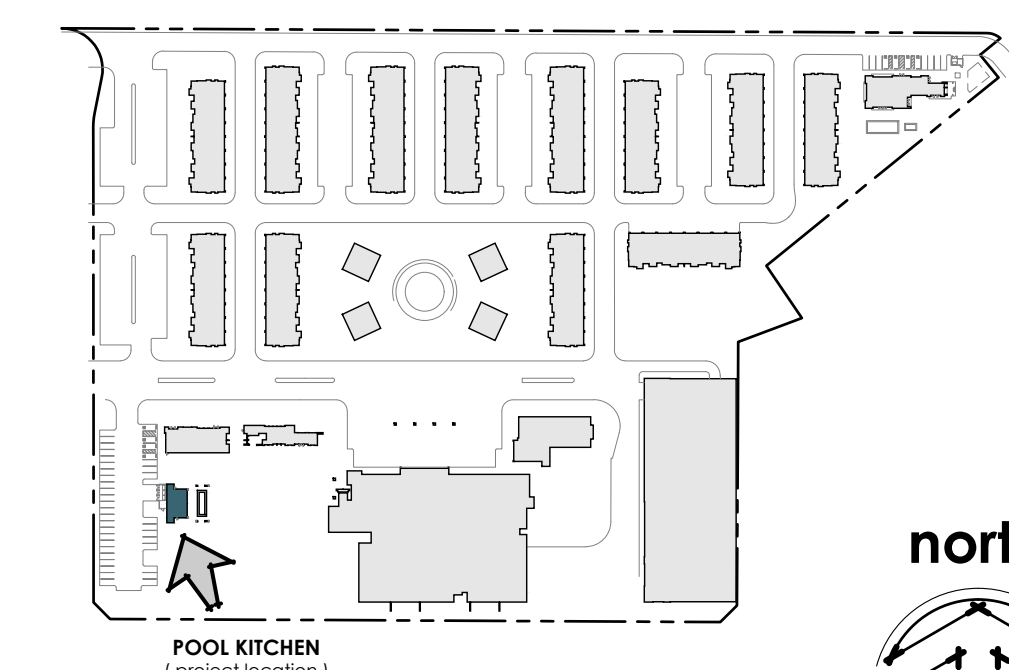
- GENERAL NOTES
- 1.
  - 2.
  - 3.
  - 4.
  - 5.
  - 6.
  - 7.
  - 8.


**POOL BAR EXTERIOR ELEVATION KEY NOTES**

- 1
- 2

**LEGEND**

**KEY PLAN**





**NATIONAL**  
ENGINEERING & CONSULTING, INC.  
30 THOMAS IRVINE, CA 92618-2703  
PHONE: (949) 716-9990 | FAX: (949) 716-9997

STAMP:

COPYRIGHT:  
COPYRIGHT NOTICE:  
COPYRIGHT IS RETAINED BY NATIONAL  
ENGINEERING & CONSULTING, INC. FROM THE  
DATE OF ISSUANCE OF THESE DOCUMENTS.  
DUPLICATION OF THESE DOCUMENTS OR THE  
BUILT-WORK REPRESENTED BY THEM IS  
PROHIBITED WITHOUT THE EXPRESS WRITTEN  
CONSENT NATIONAL ENGINEERING &  
CONSULTING, INC.

CLIENT:

OWNER:

PROJECT:

**OZARA**  
POOL KITCHEN  
BUILDING SECTIONS

JOB NUMBER

#	DESCRIPTION	DATE
90%	S.D.	2023.07.31
	ARCHITECTURAL REVIEW	2024.01.25

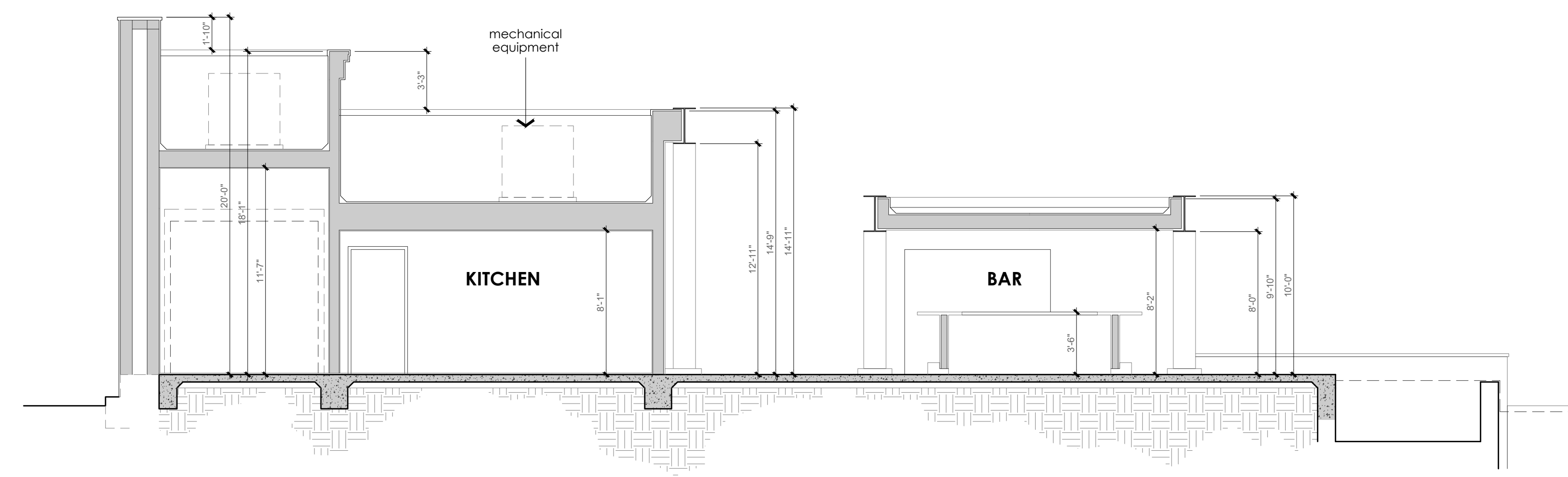
Plot Date: Jan 25, 2024 - 3:11pm

SHEET TITLE:

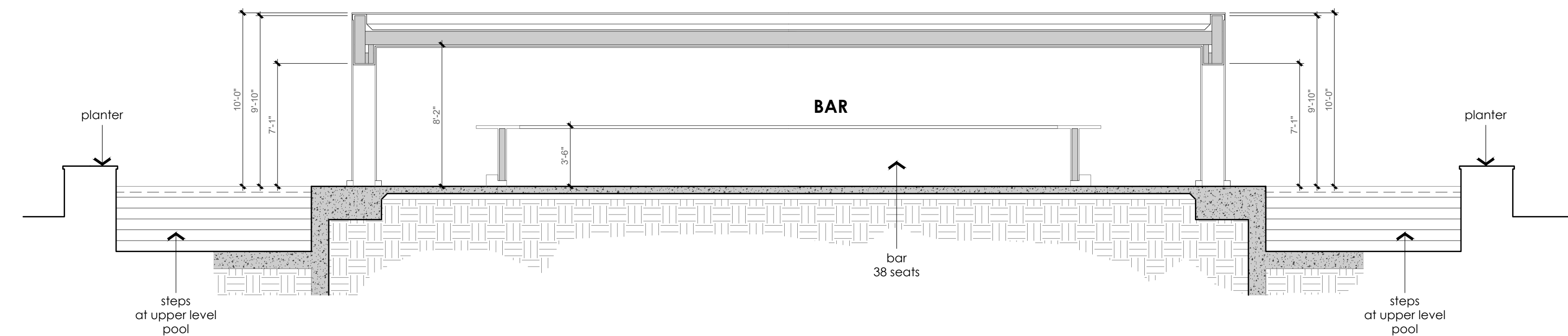
**POOL KITCHEN**  
BUILDING SECTIONS

SHEET NO:

**A401**



**BUILDING SECTION B**  
scale: 3/16" = 1'-0"



**BUILDING SECTION A**  
scale: 3/16" = 1'-0"

**POOL KITCHEN BUILDING SECTIONS NOTES**


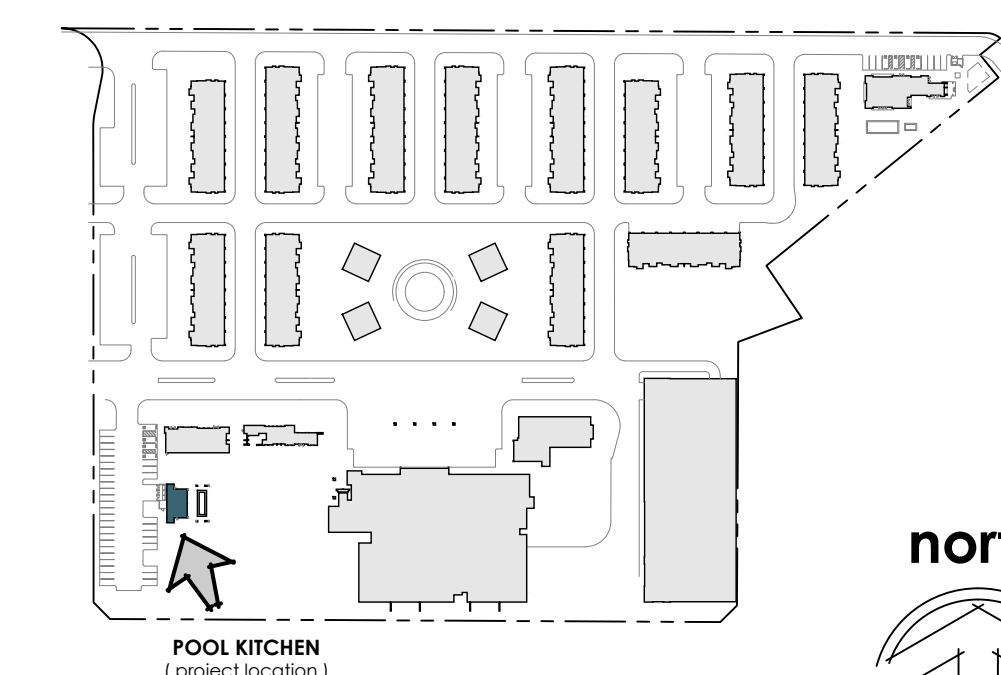
- GENERAL NOTES
- 1.
  - 2.
  - 3.
  - 4.
  - 5.
  - 6.
  - 7.
  - 8.

**POOL BAR BUILDING SECTIONS KEY NOTES**


- 1
- 2

**LEGEND**

**KEY PLAN**







**NATIONAL**  
ENGINEERING & CONSULTING, INC.  
30 THOMAS IRVINE, CA 92618-2703  
PHONE: (949) 716-9990 | FAX: (949) 716-9997

STAMP:

**COPYRIGHT:**  
COPYRIGHT NOTICE: COPYRIGHT IS RETAINED BY NATIONAL ENGINEERING & CONSULTING, INC. FROM THE DATE OF ISSUANCE OF THESE DOCUMENTS. DUPLICATION OF THESE DOCUMENTS OR THE BUILT-WORK REPRESENTED BY THEM IS PROHIBITED WITHOUT THE EXPRESS WRITTEN CONSENT NATIONAL ENGINEERING & CONSULTING, INC.

CLIENT:

OWNER:

PROJECT:

**OZARA**  
POOL RESTROOM  
BUILDING FLOOR PLAN

JOB NUMBER

#	DESCRIPTION	DATE
90%	S.D.	2023.07.31
	ARCHITECTURAL REVIEW	2024.01.25

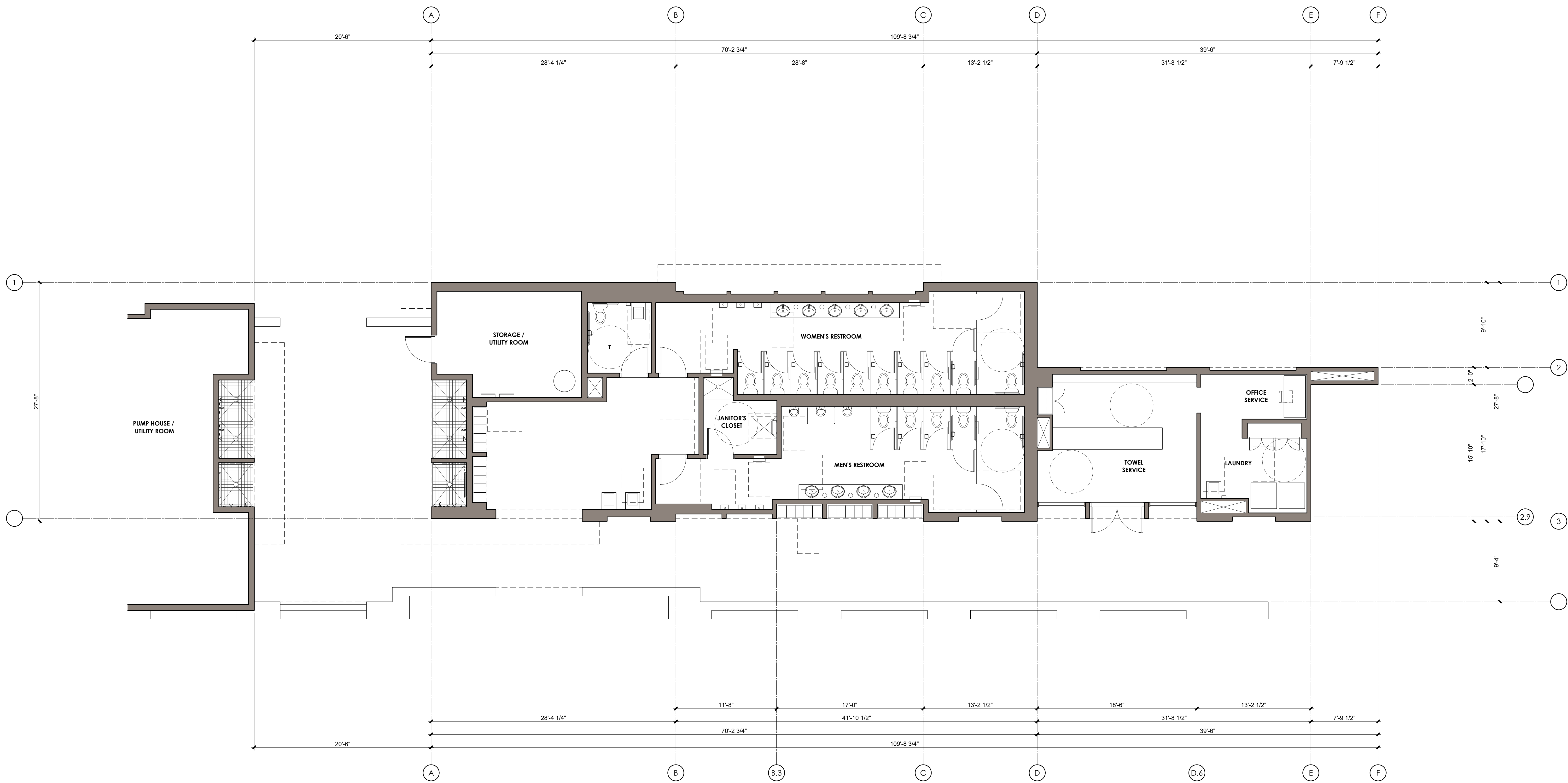
Plot Date: Jan 25, 2024 - 2:25pm

SHEET TITLE:

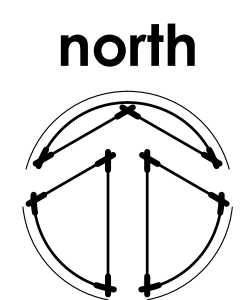
**FLOOR PLAN**  
**POOL RESTROOM**

SHEET NO:

**A201**



**FLOOR PLAN**  
Pool - Restroom  
scale : 3/16" = 1'-0"



**POOL RESTROOM FLOOR PLAN NOTES**

- 1
- 2
- 3
- 4
- 5
- 6
- 7
- 8
- 9

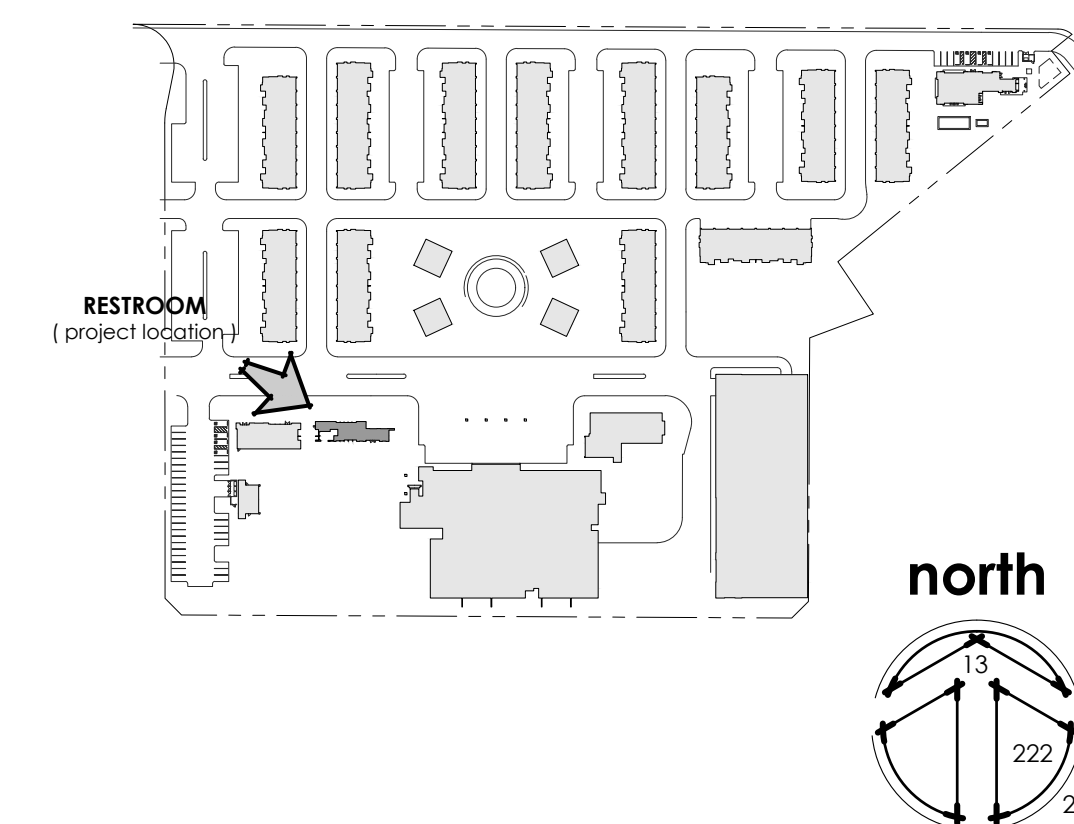
**POOL RESTROOM FLOOR PLAN KEY NOTES**


- 1
- 2
- 3
- 4
- 5
- 6
- 7
- 8
- 9

**LEGEND**

- 1
- 2
- 3
- 4
- 5
- 6
- 7
- 8
- 9

**KEY PLAN**





**NATIONAL**  
ENGINEERING & CONSULTING, INC.  
30 THOMAS IRVINE, CA 92618-2703  
PHONE: (949) 716-9990 | FAX: (949) 716-9997

STAMP:

COPYRIGHT:  
COPYRIGHT NOTICE:  
COPYRIGHT IS RETAINED BY NATIONAL  
ENGINEERING & CONSULTING, INC. FROM THE  
DATE OF ISSUANCE OF THESE DOCUMENTS.  
DUPLICATION OF THESE DOCUMENTS OR THE  
BUILT-WORK REPRESENTED BY THEM IS  
PROHIBITED WITHOUT THE EXPRESS WRITTEN  
CONSENT NATIONAL ENGINEERING &  
CONSULTING, INC.

CLIENT:

OWNER:

PROJECT:

**OZARA**  
POOL RESTROOM  
EXTERIOR ELEVATIONS

JOB NUMBER

#	DESCRIPTION	DATE
90%	S.D.	2023.07.31
	ARCHITECTURAL REVIEW	2024.01.25

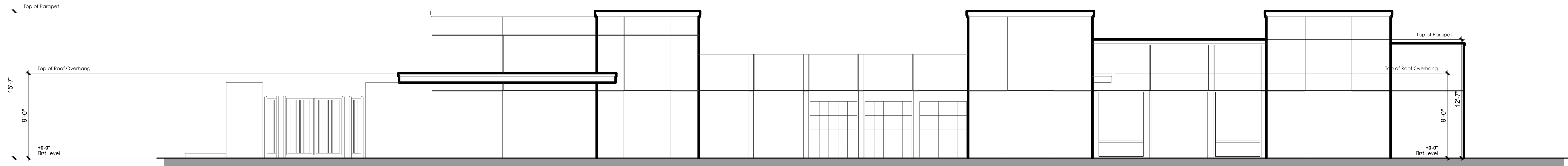
Plot Date: Jan 25, 2024 - 2:29pm

SHEET TITLE:

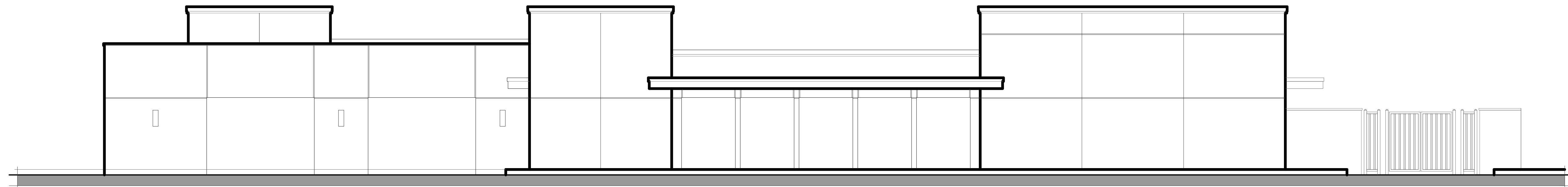
**RESTROOM**  
EXTERIOR ELEVATIONS

SHEET NO:

**A301**



**SOUTH ELEVATION** (rear elevation) **1**  
Clubhouse  
scale : 3/16" = 1'-0"



**SOUTH ELEVATION** (rear elevation) **2**  
Clubhouse  
scale : 3/16" = 1'-0"



**SOUTH ELEVATION** (rear elevation) **4**  
Clubhouse  
scale : 3/16" = 1'-0"

**SOUTH ELEVATION** (rear elevation) **3**  
Clubhouse  
scale : 3/16" = 1'-0"

**EXTERIOR ELEVATION NOTES**

**GENERAL NOTES**

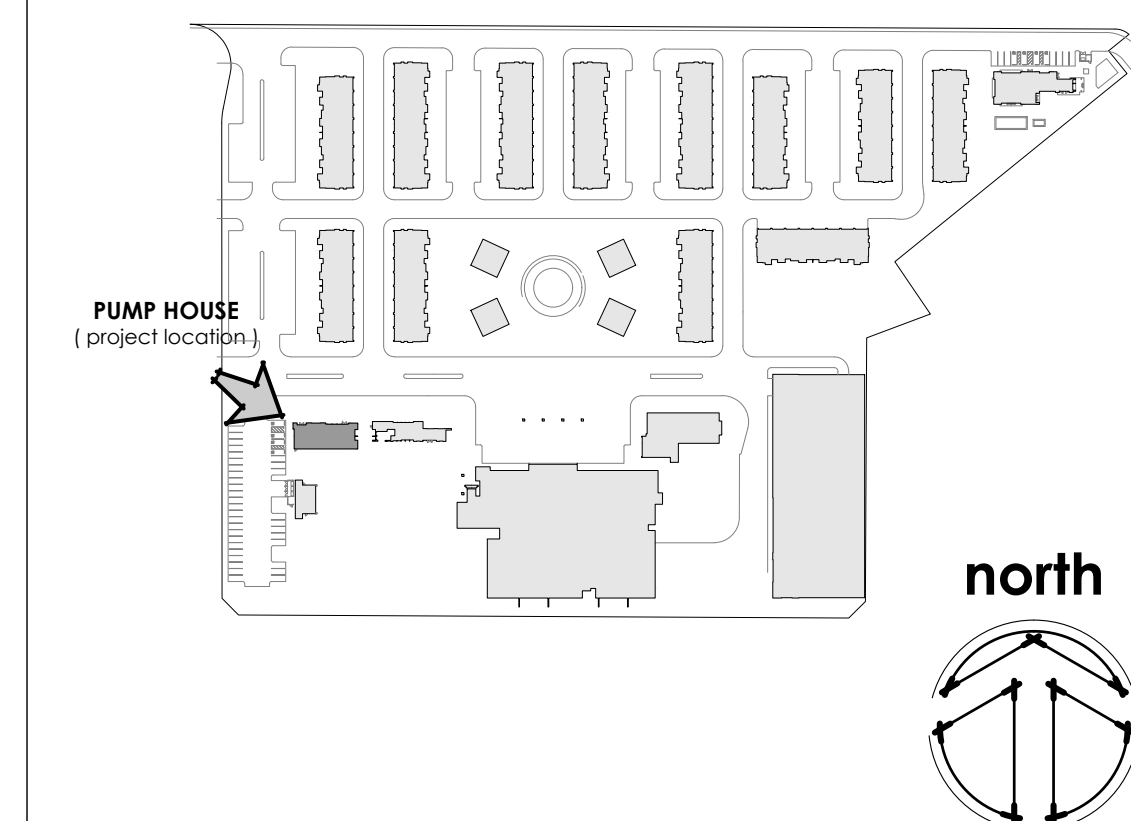
- 1.
- 2.
- 3.
- 4.
- 5.
- 6.
- 7.
- 8.

**EXTERIOR ELEVATION KEY NOTES**

- 1 CONCRETE SLAB - SLOPE 1/8" PER FOOT MINIMUM IN DIRECTION INDICATED
- 2 UTILITY EQUIPMENT AND SERVICE PANELS - VERIFY LOCATION
- 3 INTERIOR SOFFIT / DROPPED CEILING : HEIGHT PER PLAN
- 4 LINE OF ROOF CANOPY ABOVE
- 5 EXTERIOR SOFFIT: HEIGHT PER ELEVATION
- 6 PROVIDE A 24"X6" VENT ABOVE THE DOOR AND ON BOTH SIDES IN THE OPEN FIXED OPEN POSITION FOR COMBUSTION AIR PER U.M.C. 504.5
- 7
- 8 ROOF ACCESS HATCH AND LADDER


**LEGEND**

**KEY PLAN**









**NATIONAL**  
ENGINEERING & CONSULTING, INC.  
30 THOMAS IRVINE, CA 92618-2703  
PHONE: (949) 716-9990 | FAX: (949) 716-9997

STAMP:

**COPYRIGHT:**  
COPYRIGHT NOTICE:  
COPYRIGHT IS RETAINED BY NATIONAL  
ENGINEERING & CONSULTING, INC. FROM THE  
DATE OF ISSUANCE OF THESE DOCUMENTS.  
DUPLICATION OF THESE DOCUMENTS OR THE  
BUILT-WORK REPRESENTED BY THEM IS  
PROHIBITED WITHOUT THE EXPRESS WRITTEN  
CONSENT NATIONAL ENGINEERING &  
CONSULTING, INC.

CLIENT:

OWNER:

PROJECT:

**OZARA**  
PUMP HOUSE  
BUILDING FLOOR PLAN

JOB NUMBER

#	DESCRIPTION	DATE
90%	S.D.	2023.07.31
	ARCHITECTURAL REVIEW	2024.01.25

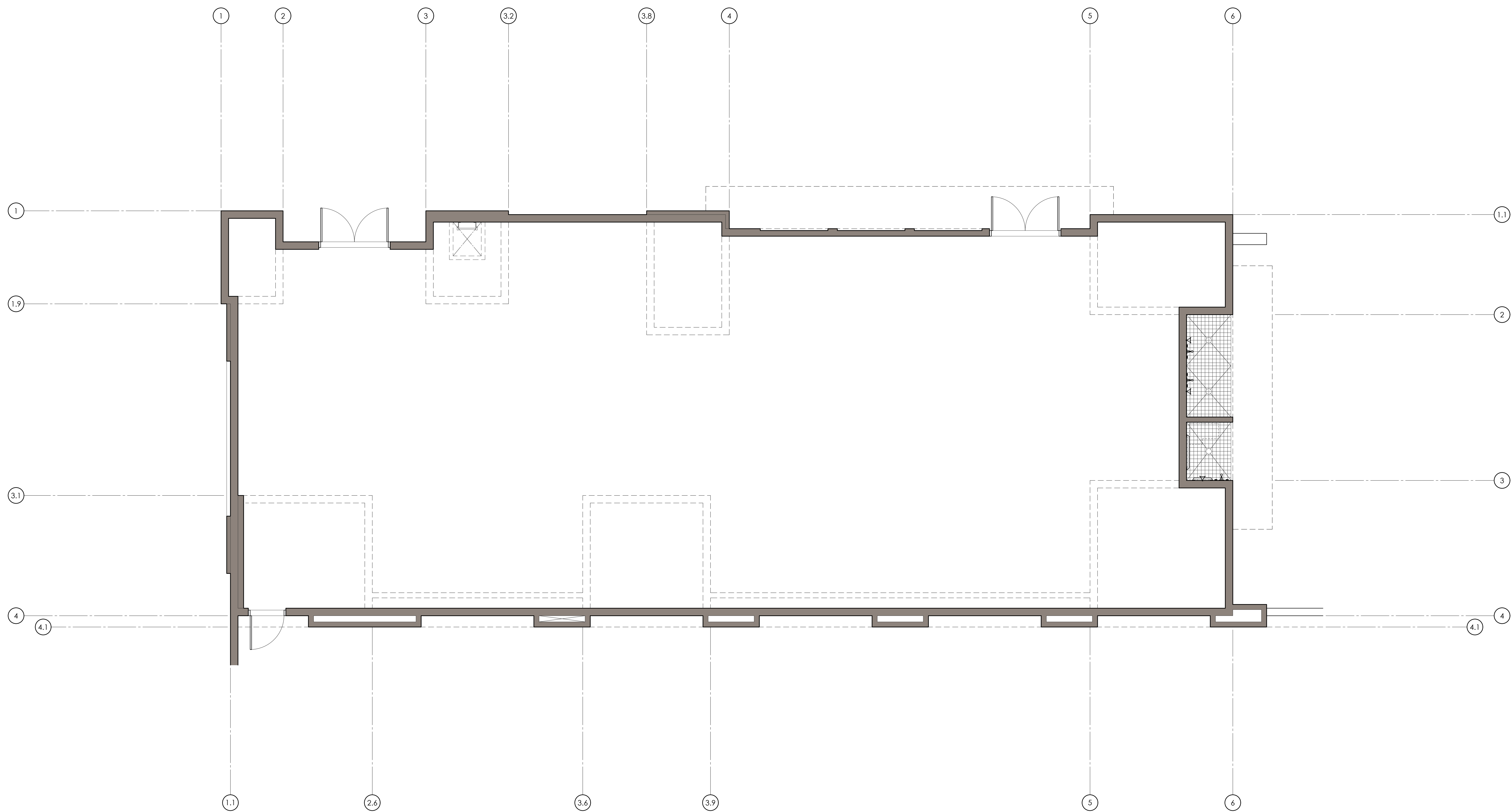
Plot Date: Jan 25, 2024 - 2:34pm

SHEET TITLE:

**PUMP HOUSE  
FLOOR PLAN**

SHEET NO:

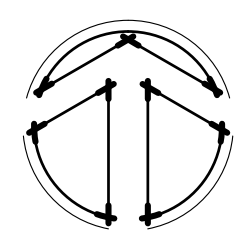
**A201**



**PUMP HOUSE FLOOR PLAN**

scale: 1/4" = 1'-0"

north



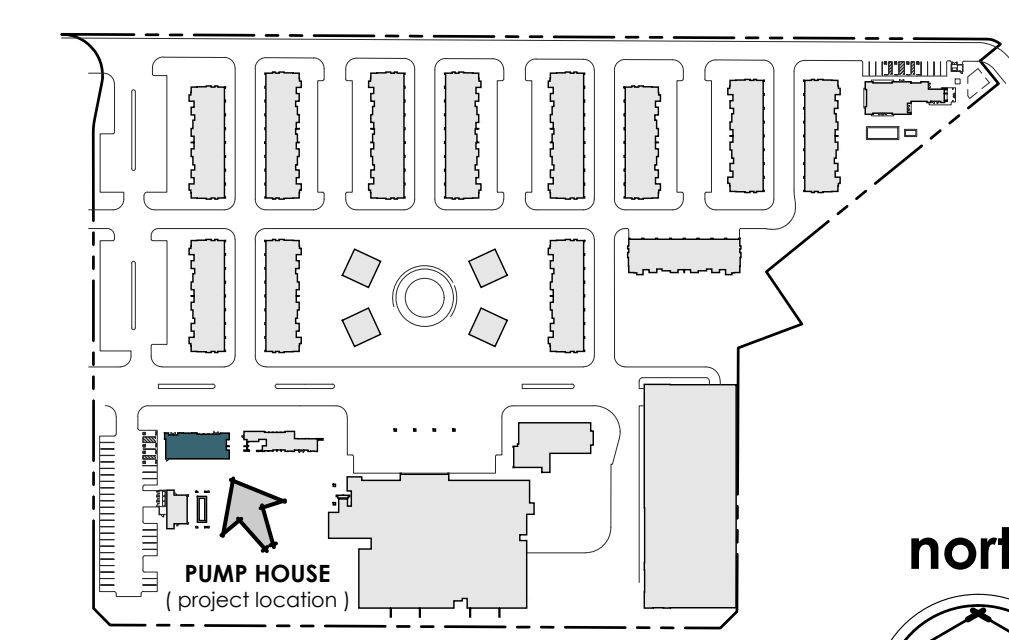
**PUMP HOUSE FLOOR PLAN NOTES**

**PUMP HOUSE KEY NOTES**

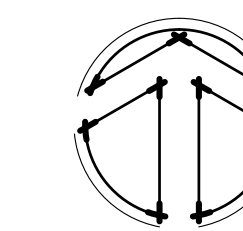
**WALL LEGEND**


FULL HEIGHT Stud Wall

**KEY PLAN**



north





**NATIONAL**  
ENGINEERING & CONSULTING, INC.  
30 THOMAS IRVINE, CA 92618-2703  
PHONE: (949) 716-9990 | FAX: (949) 716-9997

STAMP:

**COPYRIGHT:**  
COPYRIGHT NOTICE: COPYRIGHT IS RETAINED BY NATIONAL ENGINEERING & CONSULTING, INC. FROM THE DATE OF ISSUANCE OF THESE DOCUMENTS. DUPLICATION OF THESE DOCUMENTS OR THE BUILT-WORK REPRESENTED BY THEM IS PROHIBITED WITHOUT THE EXPRESS WRITTEN CONSENT NATIONAL ENGINEERING & CONSULTING, INC.

CLIENT:

OWNER:

PROJECT:

**OZARA**  
PUMP HOUSE  
EXTERIOR ELEVATIONS

JOB NUMBER

#	DESCRIPTION	DATE
90%	S.D.	2023.07.31
	ARCHITECTURAL REVIEW	2024.01.25

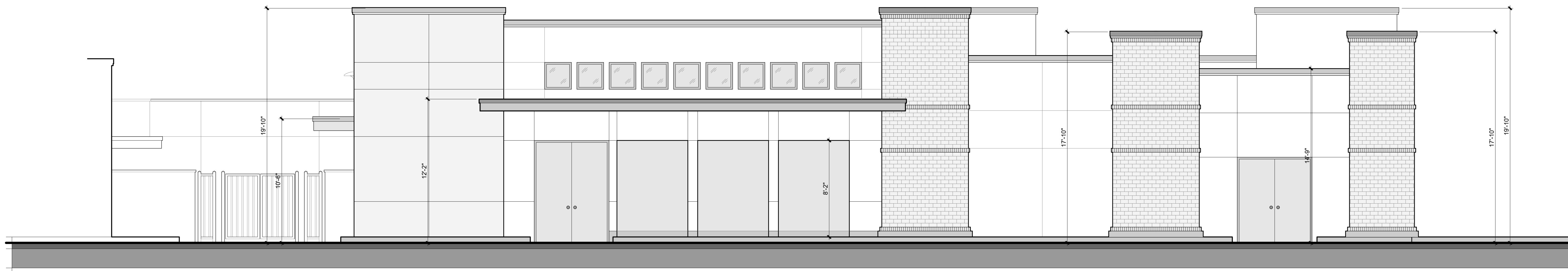
Plot Date: Jan 25, 2024 - 2:31pm

SHEET TITLE:

**PUMP HOUSE**  
EXTERIOR ELEVATIONS

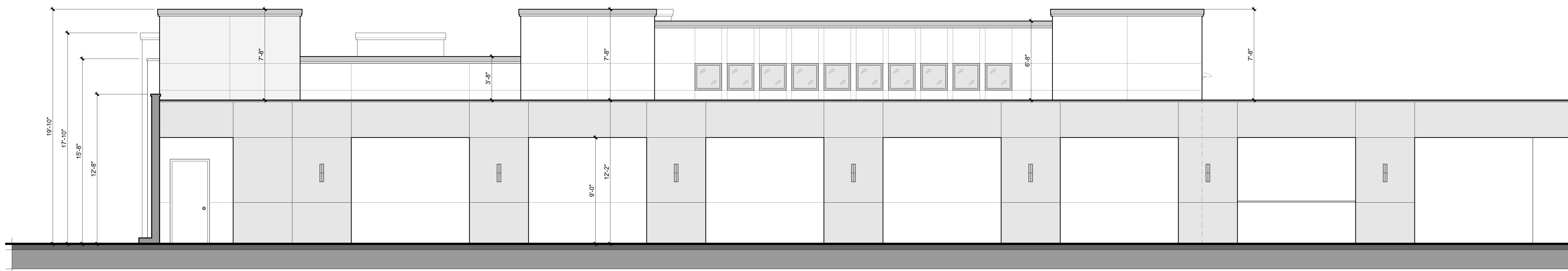
SHEET NO:

**A301**



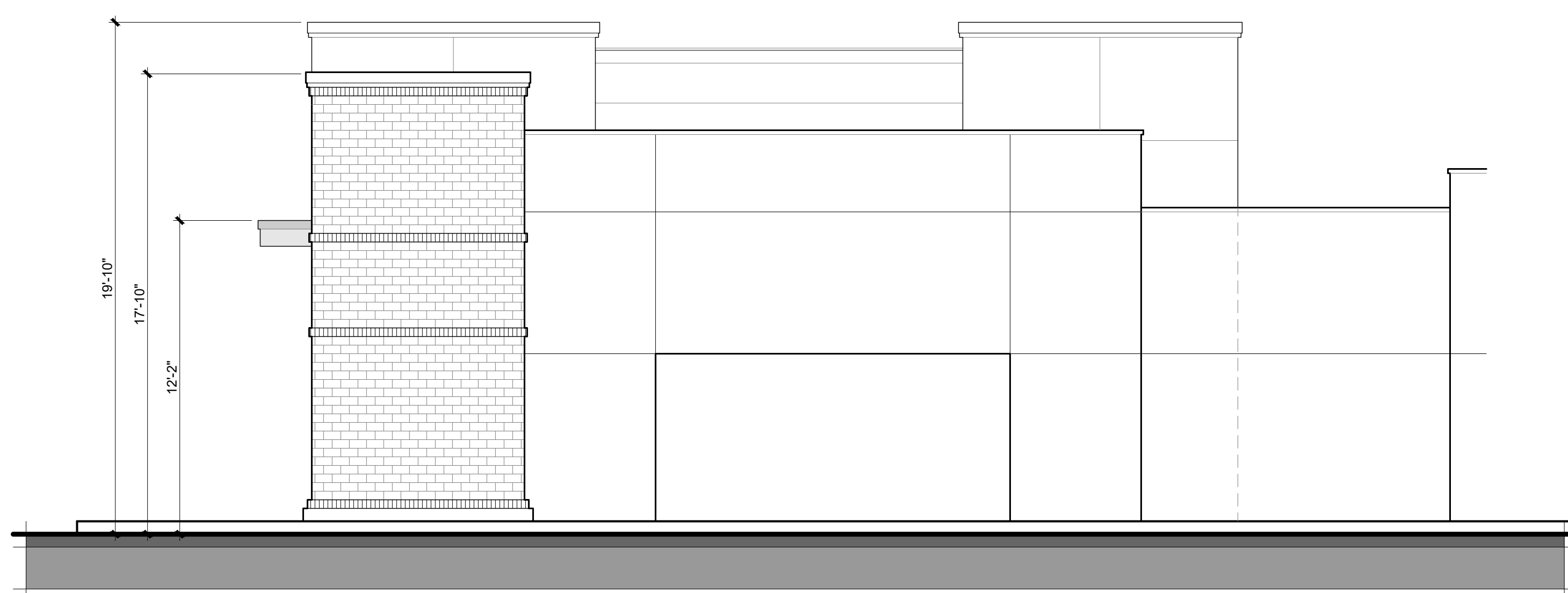
**NORTH ELEVATION**

scale: 1/4" = 1'-0"



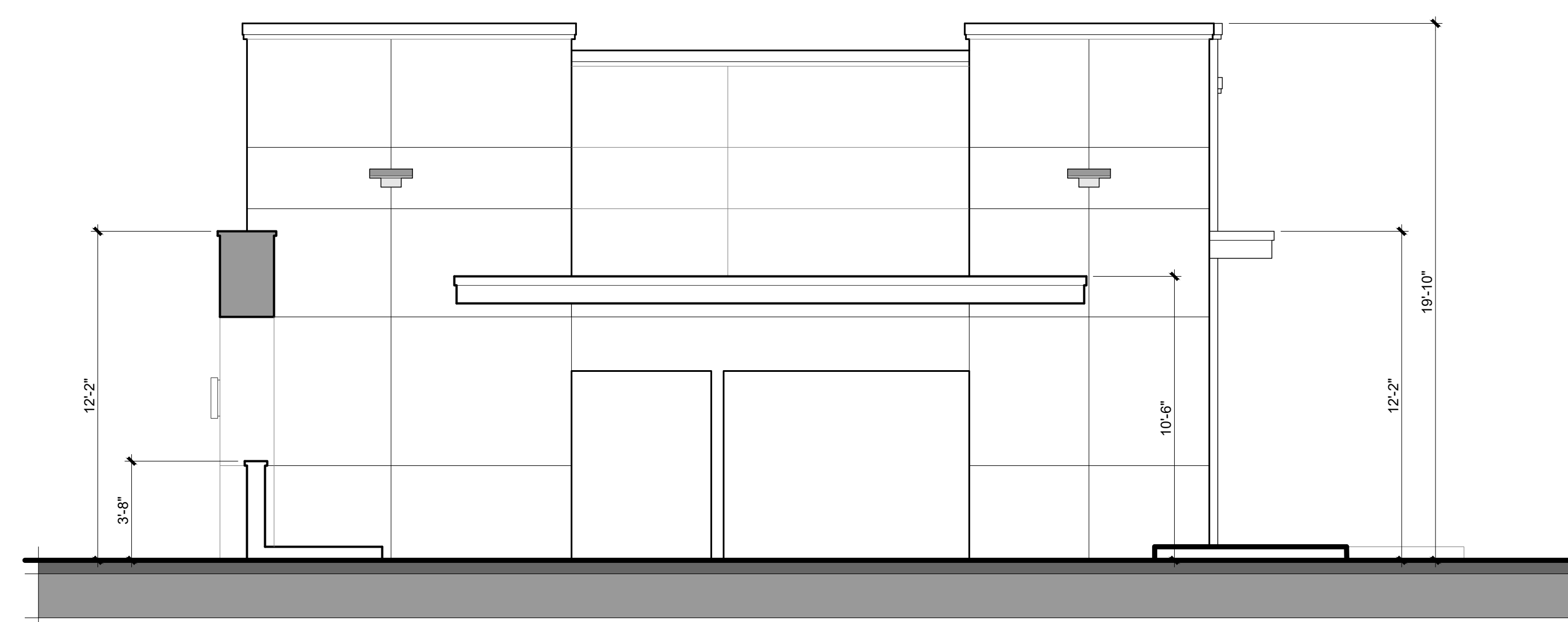
**SOUTH ELEVATION**

scale: 1/4" = 1'-0"



**WEST ELEVATION**

scale: 1/4" = 1'-0"



**EAST ELEVATION**

scale: 1/4" = 1'-0"

**EXTERIOR ELEVATION NOTES**

**GENERAL NOTES**

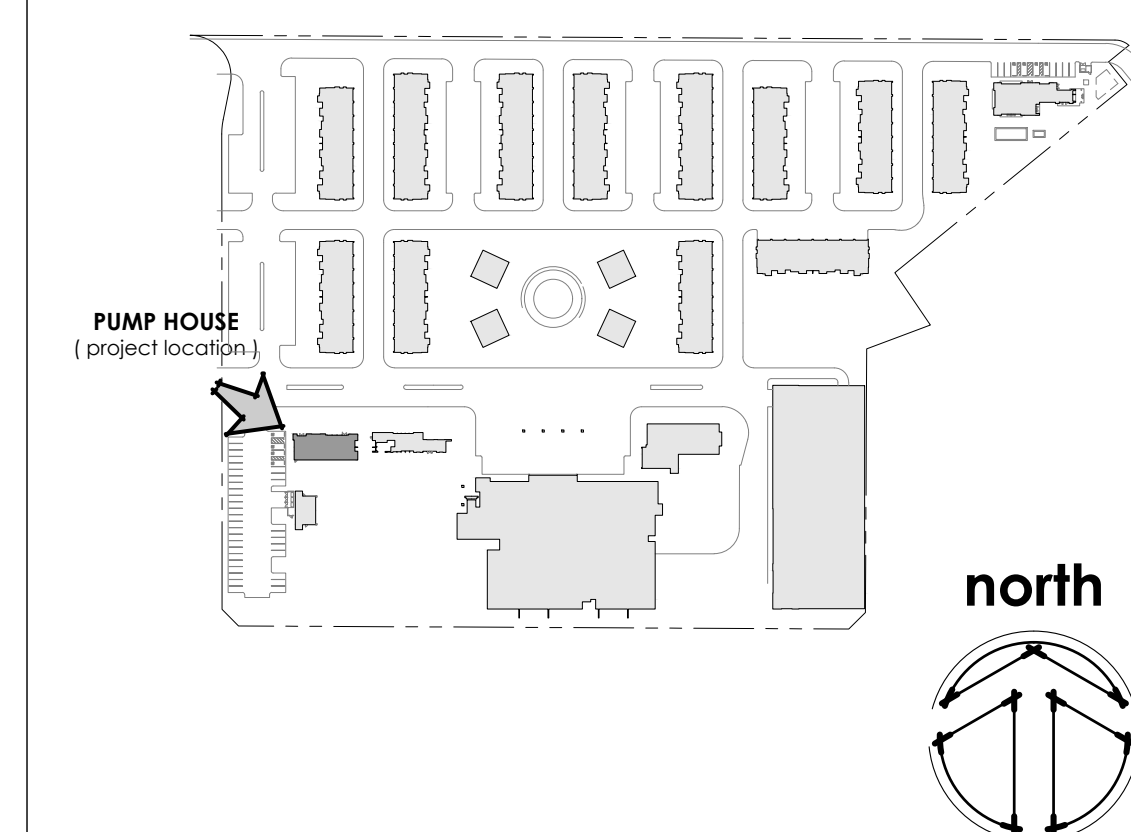
- 1.
- 2.
- 3.
- 4.
- 5.
- 6.
- 7.
- 8.

**EXTERIOR ELEVATION KEY NOTES**


- 1 CONCRETE SLAB - SLOPE 1/8" PER FOOT MINIMUM IN DIRECTION INDICATED
- 2 UTILITY EQUIPMENT AND SERVICE PANELS - VERIFY LOCATION
- 3 INTERIOR SOFFIT / DROPPED CEILING : HEIGHT PER PLAN
- 4 LINE OF ROOF CANOPY ABOVE
- 5 EXTERIOR SOFFIT: HEIGHT PER ELEVATION
- 6 PROVIDE A 24"X6" VENT ABOVE THE DOOR AND ON BOTH SIDES IN THE OPEN FIXED OPEN POSITION FOR COMBUSTION AIR PER U.M.C. 504.5
- 7
- 8 ROOF ACCESS HATCH AND LADDER

**LEGEND**

**KEY PLAN**







**NATIONAL**  
ENGINEERING & CONSULTING, INC.  
30 THOMAS IRVINE, CA 92618-2703  
PHONE: (949) 716-9990 | FAX: (949) 716-9997

STAMP:

**COPYRIGHT:**  
COPYRIGHT NOTICE: COPYRIGHT IS RETAINED BY NATIONAL ENGINEERING & CONSULTING, INC. FROM THE DATE OF ISSUANCE OF THESE DOCUMENTS. DUPLICATION OF THESE DOCUMENTS OR THE BUILT-WORK REPRESENTED BY THEM IS PROHIBITED WITHOUT THE EXPRESS WRITTEN CONSENT NATIONAL ENGINEERING & CONSULTING, INC.

CLIENT:

OWNER:

PROJECT:

**OZARA**  
**PLAZA**

JOB NUMBER

#	DESCRIPTION	DATE
90%	S.D.	2023.07.31
	ARCHITECTURAL REVIEW	2024.01.25

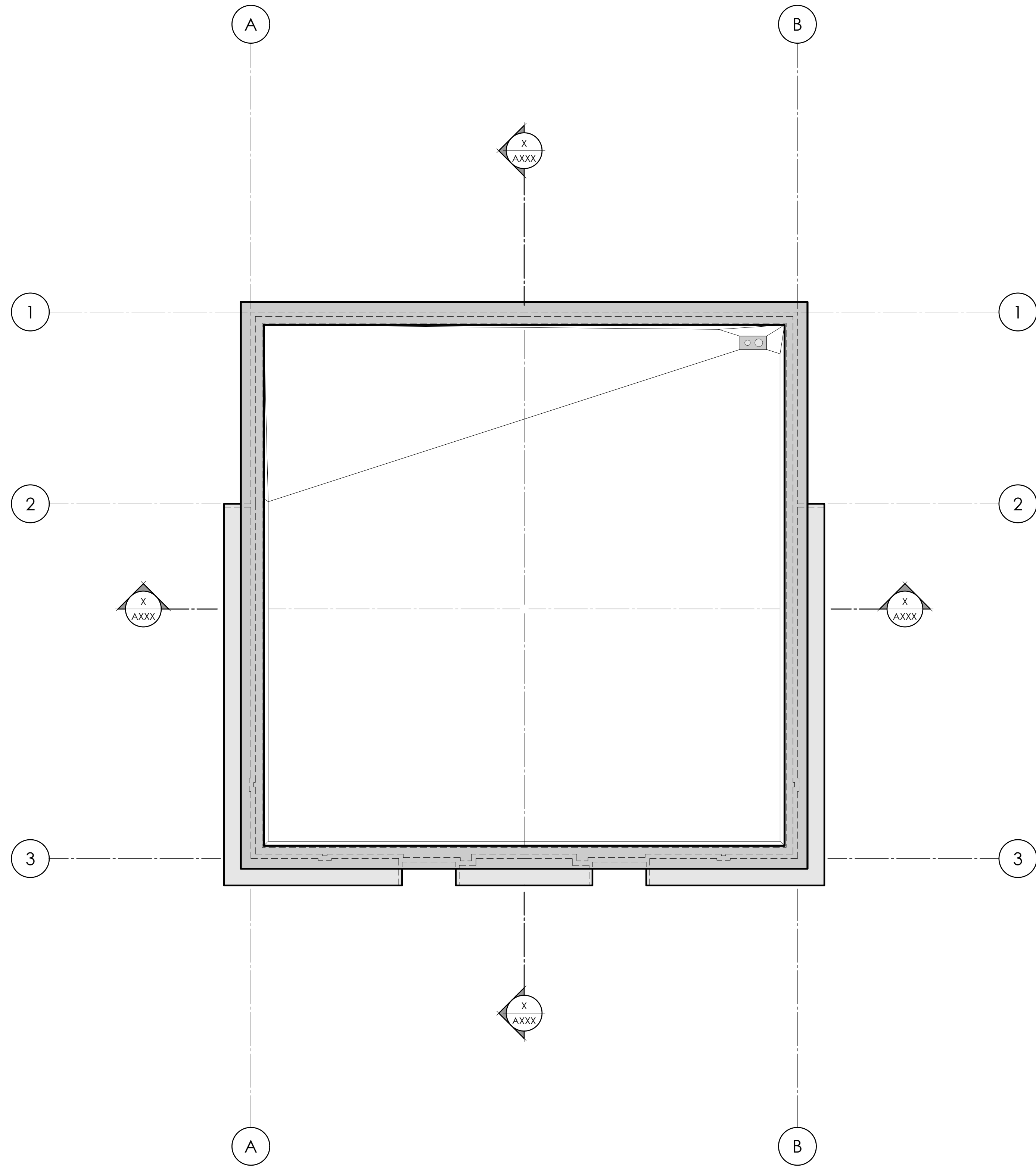
Plot Date: Jan 25, 2024 - 1:57pm

SHEET TITLE:

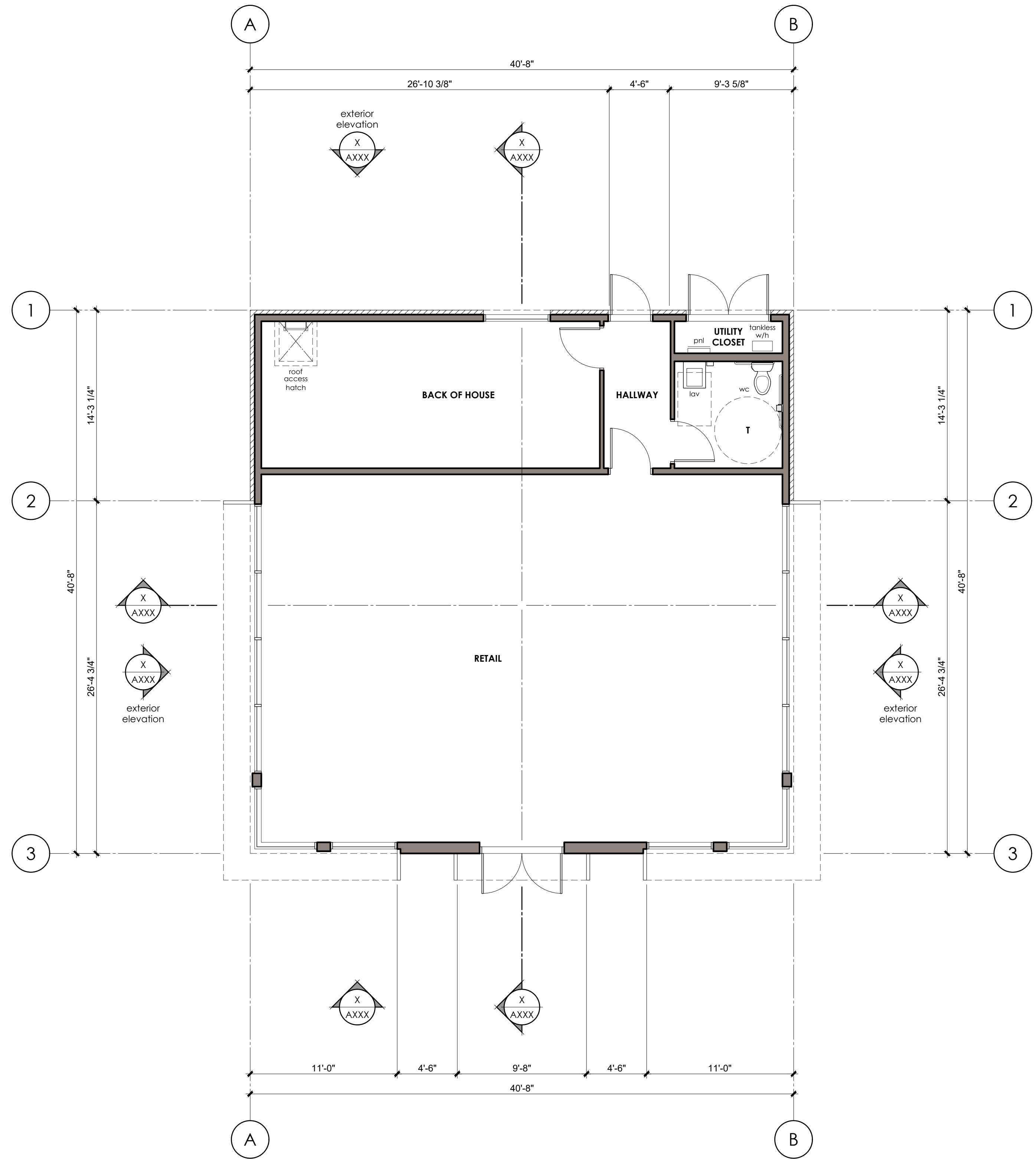
**PLANS**  
**PLAZA / RETAIL**  
**FLOOR PLAN &**  
**ROOF PLAN**

SHEET NO:

**A201**



**ROOF PLAN**  
Plaza Retail Buildings  
scale : 3/16" = 1'-0"



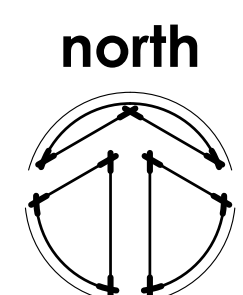
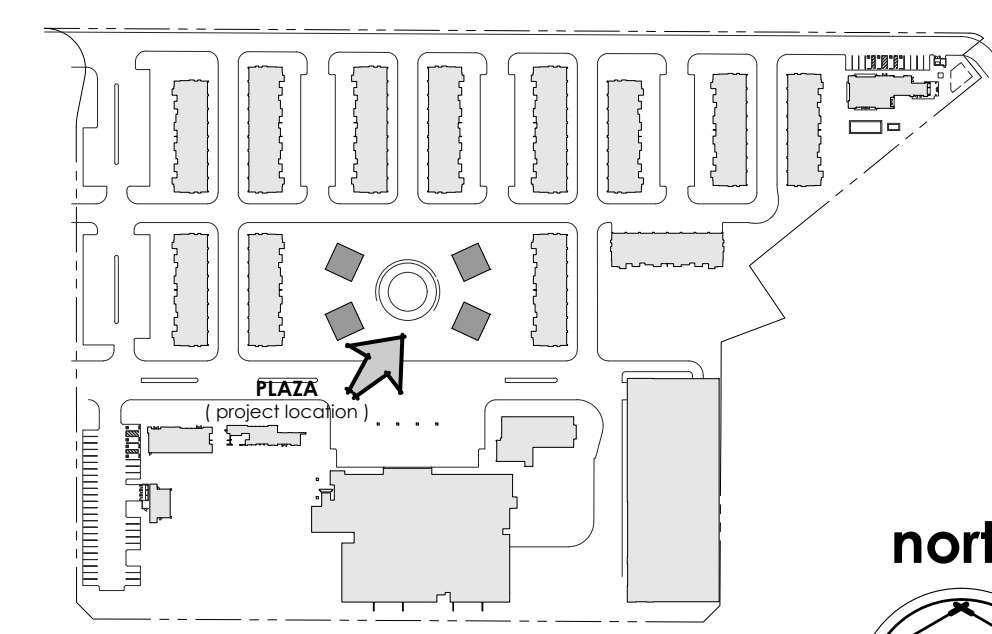
**FLOOR PLAN**  
Plaza Retail Buildings  
scale : 3/16" = 1'-0"


**CLUBHOUSE EXTERIOR ELEVATION NOTES**

**CLUBHOUSE EXTERIOR ELEVATION KEY NOTES**

**LEGEND**

**KEY PLAN**





**NATIONAL**  
ENGINEERING & CONSULTING, INC  
30 THOMAS IRVINE, CA 92618-2703  
PHONE: (949) 716-9990 | FAX: (949) 716-9997

STAMP:

**COPYRIGHT:**  
COPYRIGHT NOTICE: COPYRIGHT IS RETAINED BY NATIONAL ENGINEERING & CONSULTING, INC. FROM THE DATE OF ISSUANCE OF THESE DOCUMENTS. DUPLICATION OF THESE DOCUMENTS OR THE BUILT-WORK REPRESENTED BY THEM IS PROHIBITED WITHOUT THE EXPRESS WRITTEN CONSENT NATIONAL ENGINEERING & CONSULTING, INC.

CLIENT:

OWNER:

PROJECT:

**OZARA**  
PLAZA  
EXTERIOR ELEVATIONS

JOB NUMBER

#	DESCRIPTION	DATE
90%	S.D.	2023.07.31
	ARCHITECTURAL REVIEW	2024.01.25

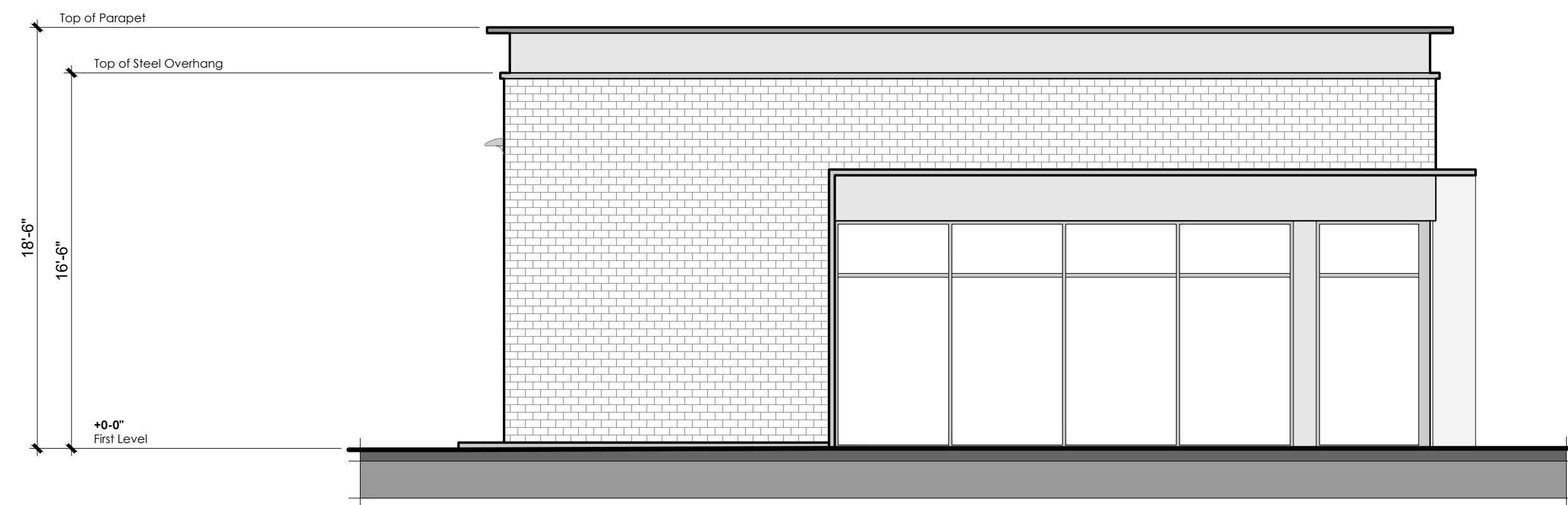
Plot Date: Jan 25, 2024 - 1:59pm

SHEET TITLE:

**EXTERIOR ELEVATIONS  
PLAZA / RETAIL**

SHEET NO:

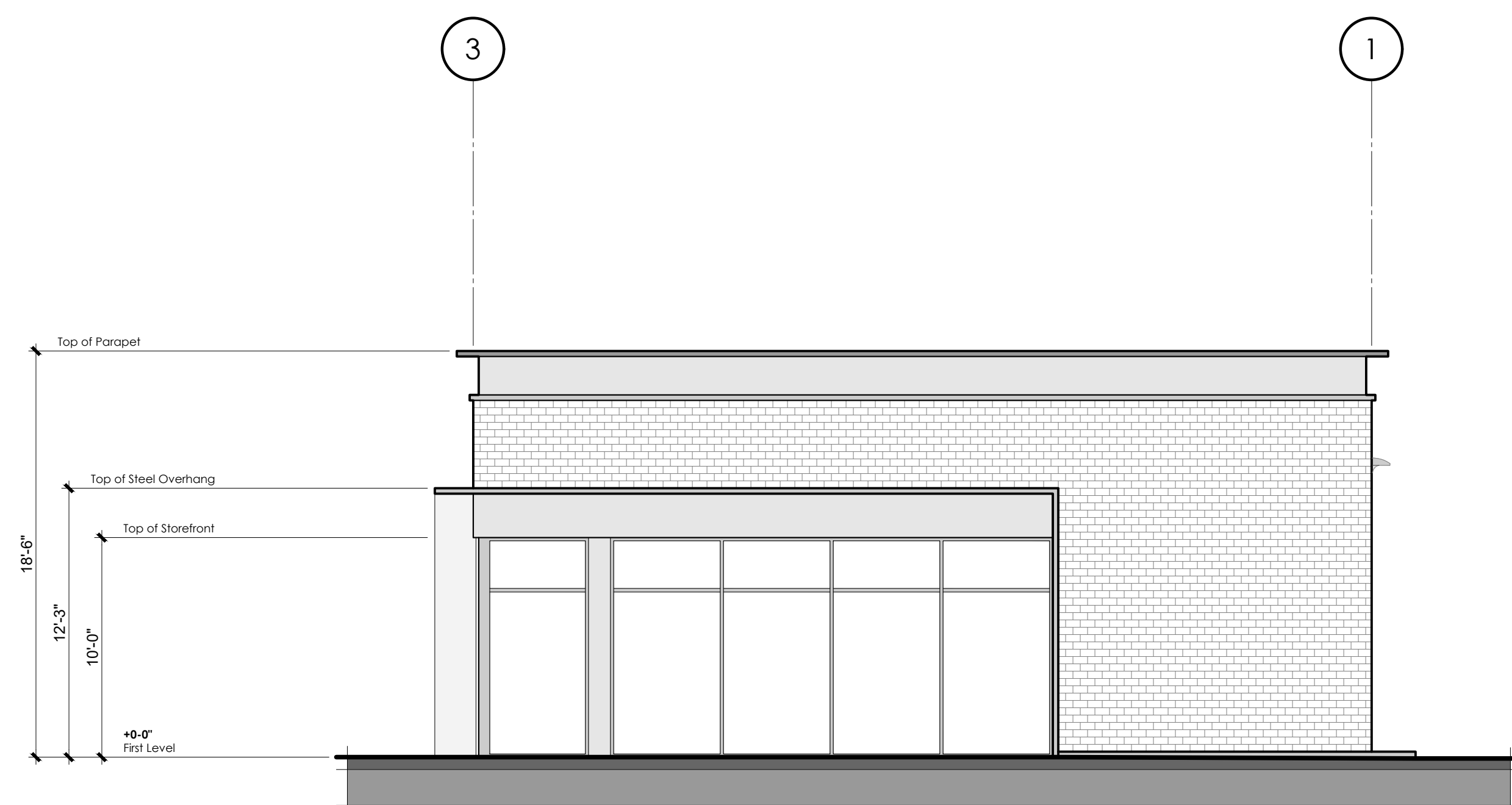
**A301**



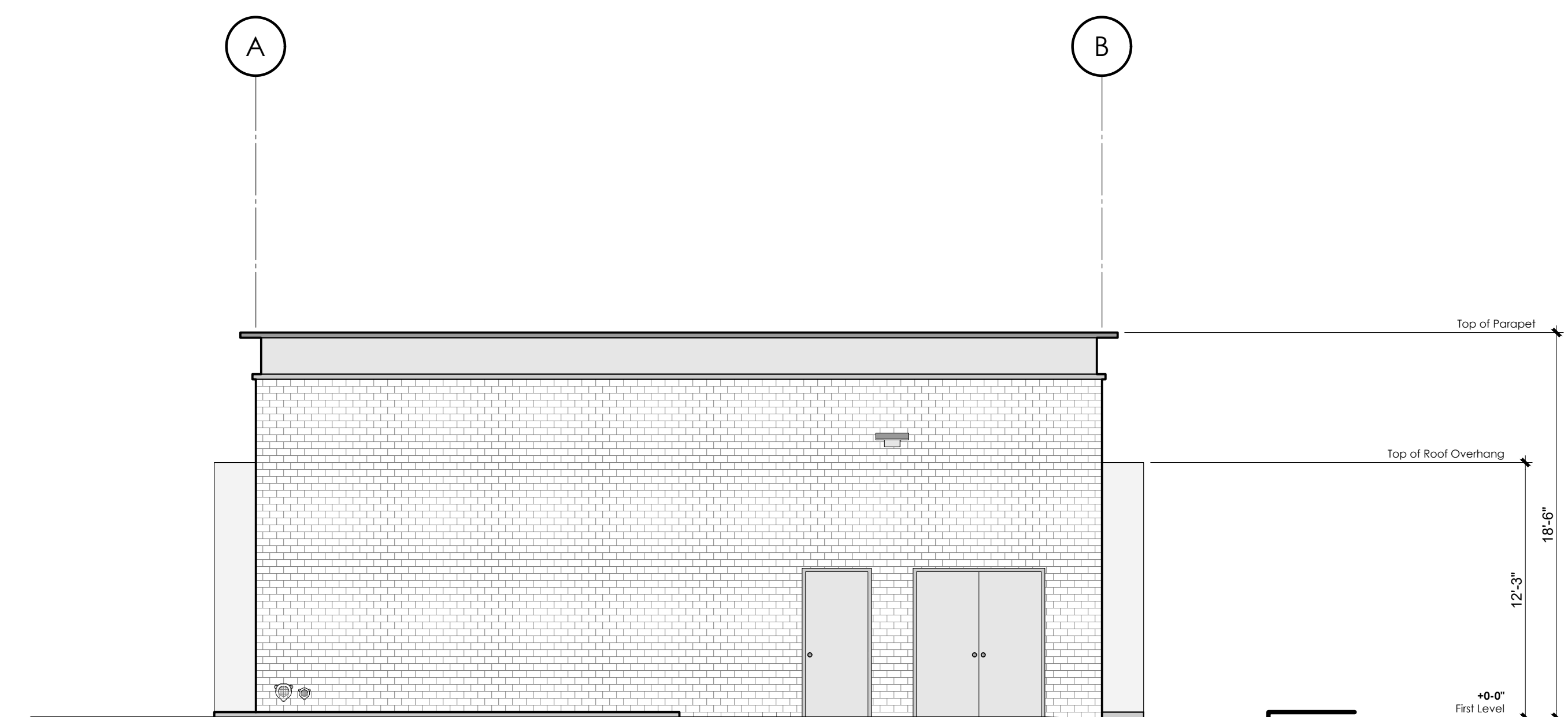
**LEFT SIDE ELEVATION** 2  
Plaza / Retail  
scale : 3/16" = 1'-0"




**FRONT ELEVATION** 1  
Plaza / Retail  
scale : 3/16" = 1'-0"



**RIGHT SIDE ELEVATION** 4  
Plaza / Retail  
scale : 3/16" = 1'-0"



**REAR ELEVATION** 3  
Plaza / Retail  
scale : 3/16" = 1'-0"



**NATIONAL**  
ENGINEERING & CONSULTING, INC.  
30 THOMAS IRVINE, CA 92618-2703  
PHONE: (949) 716-9990 | FAX: (949) 716-9997

STAMP:

**COPYRIGHT:**  
COPYRIGHT NOTICE: COPYRIGHT IS RETAINED BY NATIONAL ENGINEERING & CONSULTING, INC. FROM THE DATE OF ISSUANCE OF THESE DOCUMENTS. DUPLICATION OF THESE DOCUMENTS OR THE BUILT-WORK REPRESENTED BY THEM IS PROHIBITED WITHOUT THE EXPRESS WRITTEN CONSENT NATIONAL ENGINEERING & CONSULTING, INC.

CLIENT:

OWNER:

PROJECT:

**OZARA**  
APARTMENT HOMES

JOB NUMBER

#	DESCRIPTION	DATE
90%	S.D.	2023.07.31
	ARCHITECTURAL REVIEW	2024.01.25

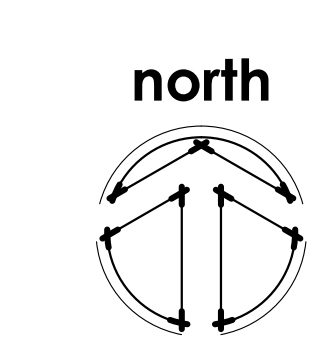
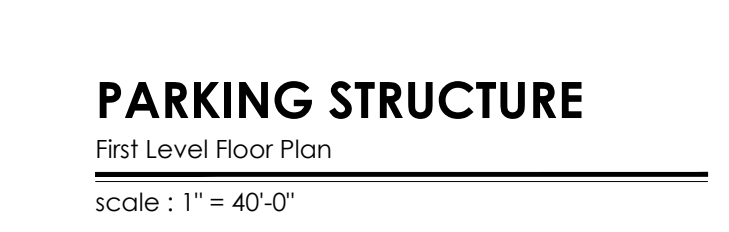
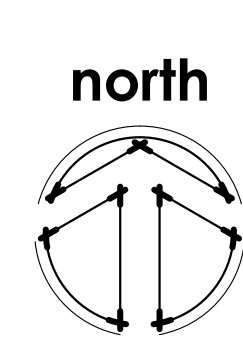
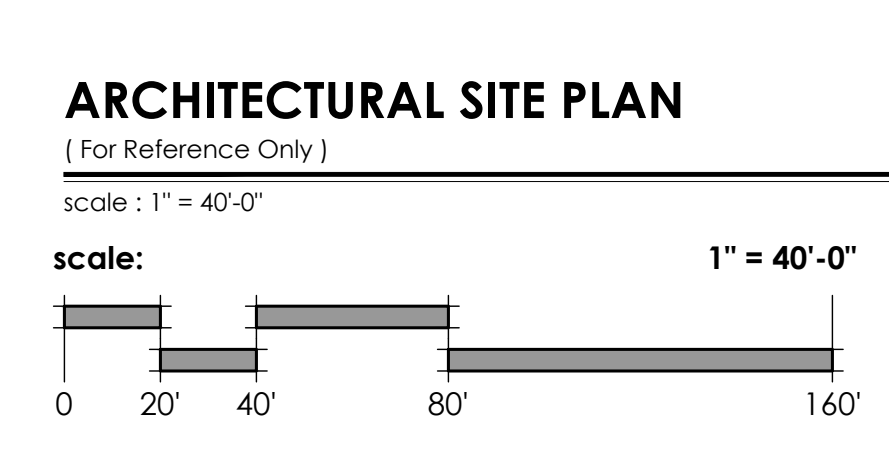
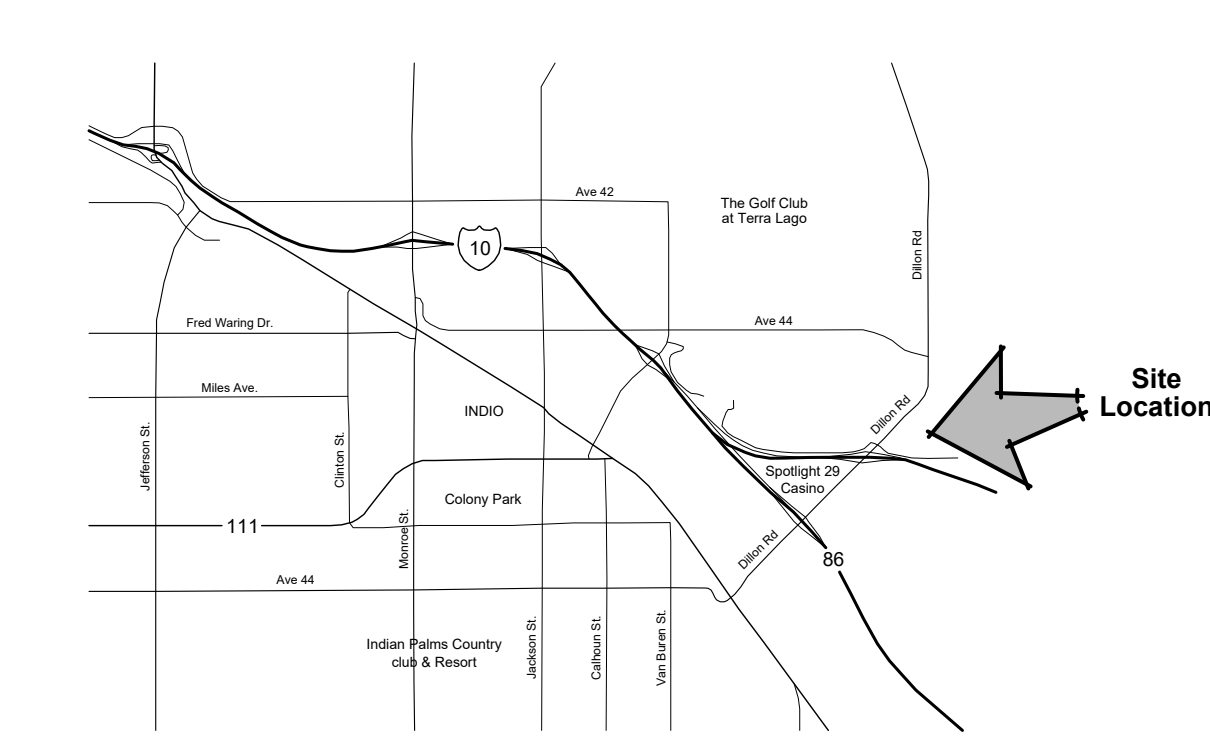
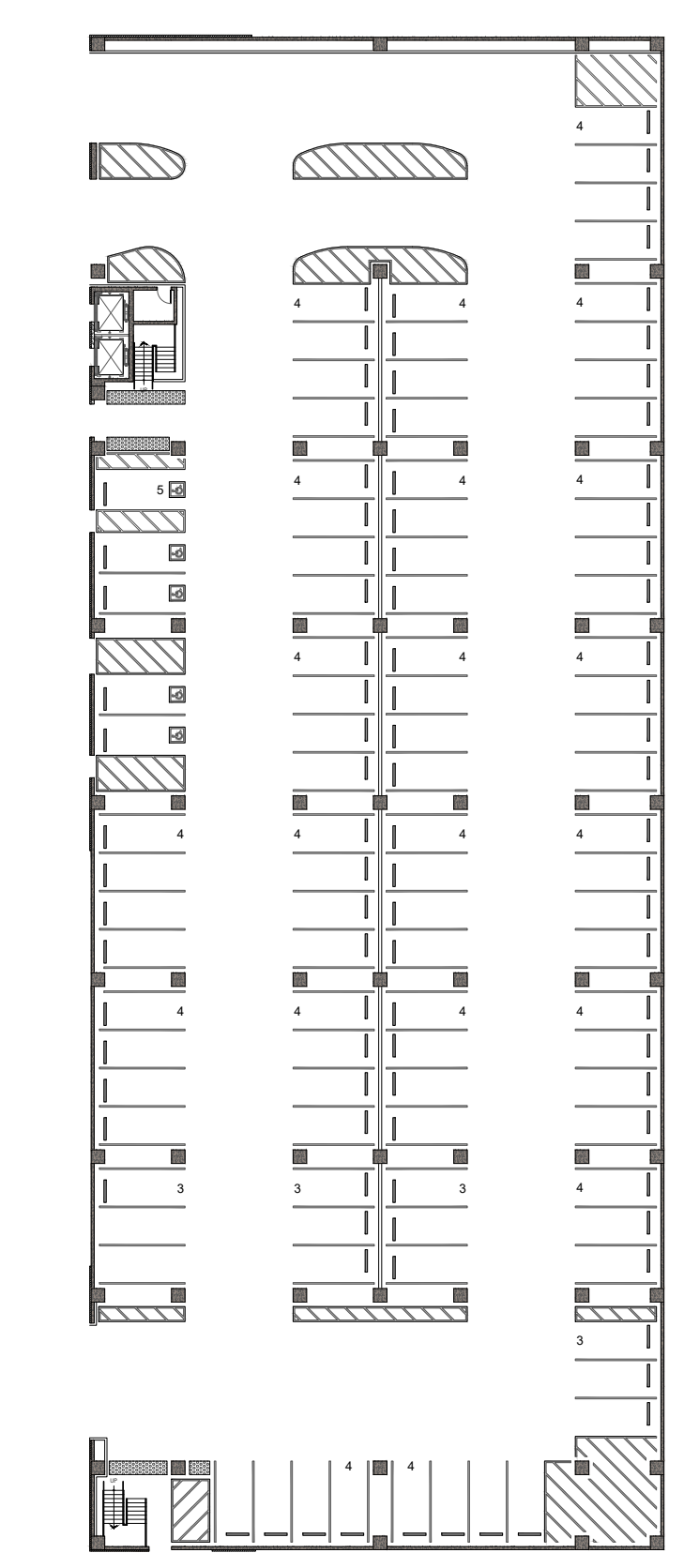
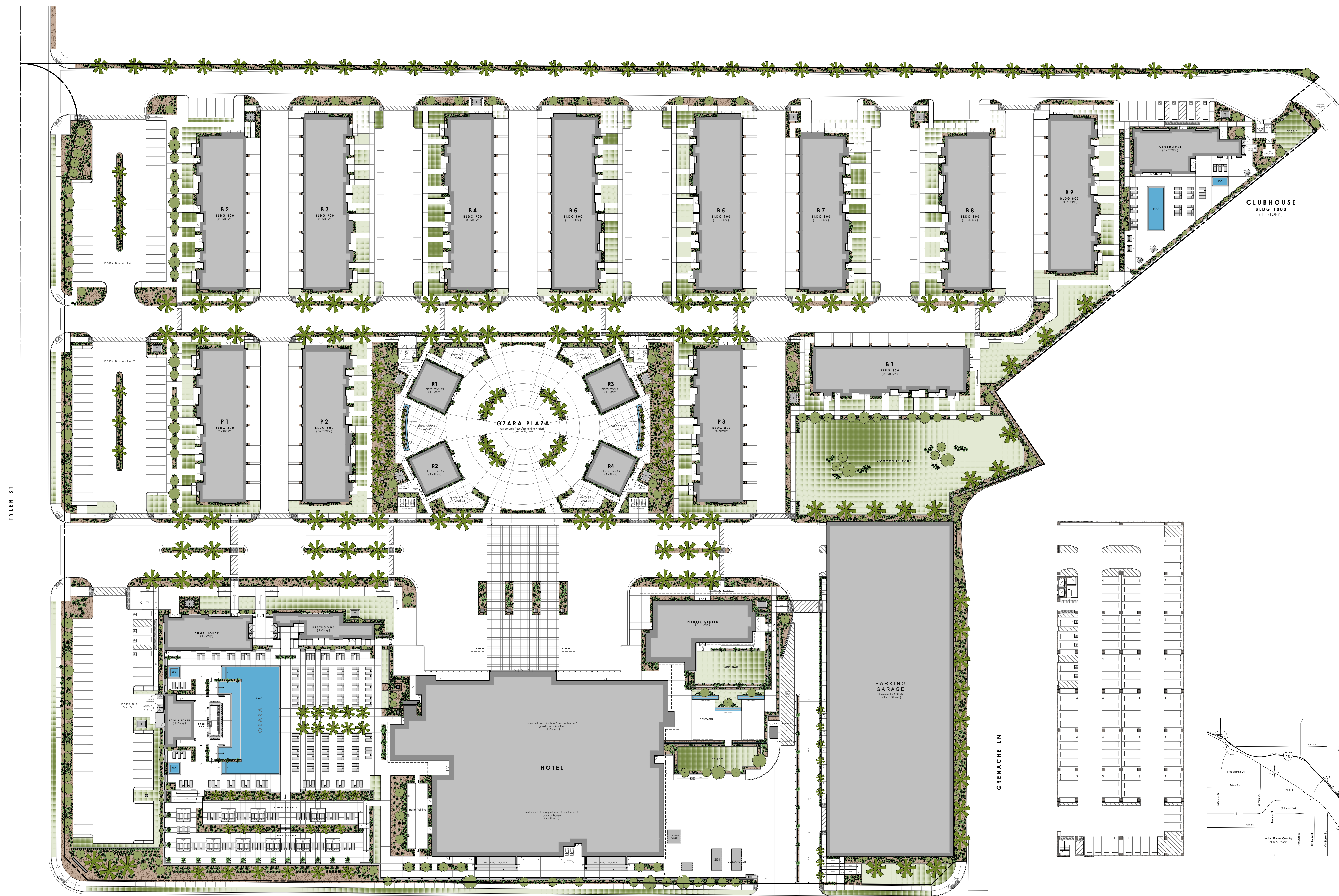
Plot Date: Jan 25, 2024 - 3:38pm

SHEET TITLE:

**ARCHITECTURAL**  
**SITE PLAN**  
(FOR REFERENCE ONLY)

SHEET NO:


**A101**



TYLER ST

VISTA DEL NORTE

GRENACHE LN



**NATIONAL**  
ENGINEERING & CONSULTING, INC.  
30 THOMAS IRVINE, CA 92618-2703  
PHONE: (949) 716-9990 | FAX: (949) 716-9997

STAMP:

**COPYRIGHT:**  
COPYRIGHT NOTICE: COPYRIGHT IS RETAINED BY NATIONAL ENGINEERING & CONSULTING, INC. FROM THE DATE OF ISSUANCE OF THESE DOCUMENTS. DUPLICATION OF THESE DOCUMENTS OR THE BUILT-WORK REPRESENTED BY THEM IS PROHIBITED WITHOUT THE EXPRESS WRITTEN CONSENT NATIONAL ENGINEERING & CONSULTING, INC.

CLIENT:

OWNER:

PROJECT:

**OZARA**  
APARTMENT HOMES

JOB NUMBER

#	DESCRIPTION	DATE
90%	S.D.	2023.07.31
	ARCHITECTURAL REVIEW	2024.01.25

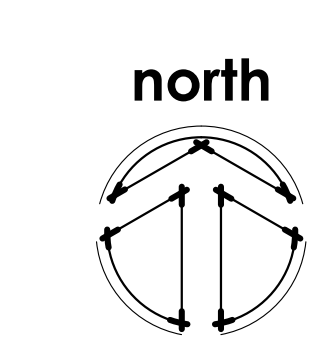
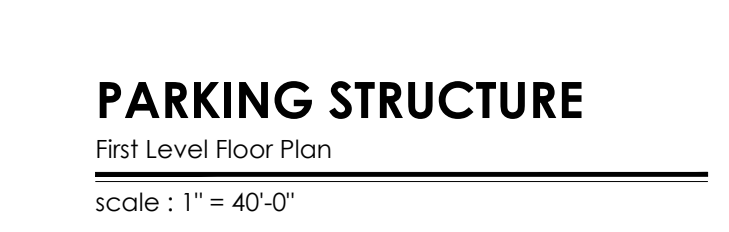
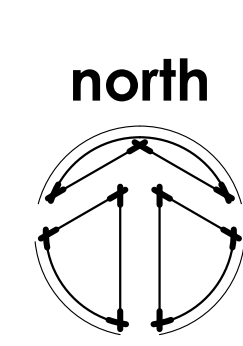
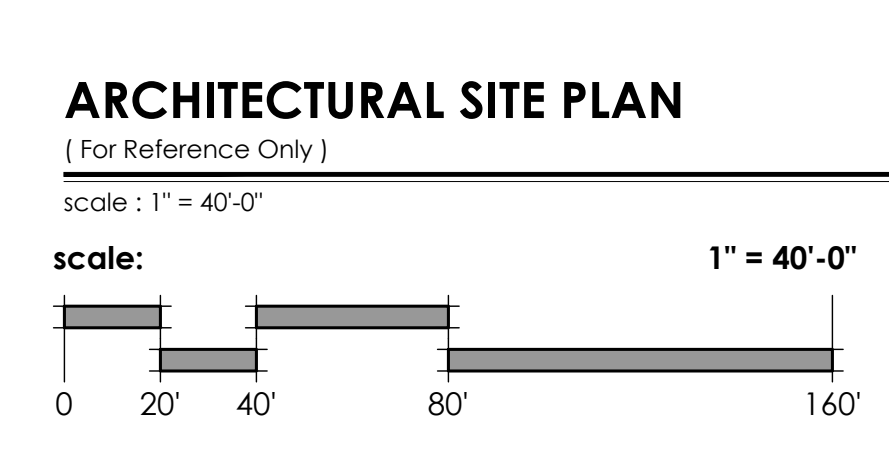
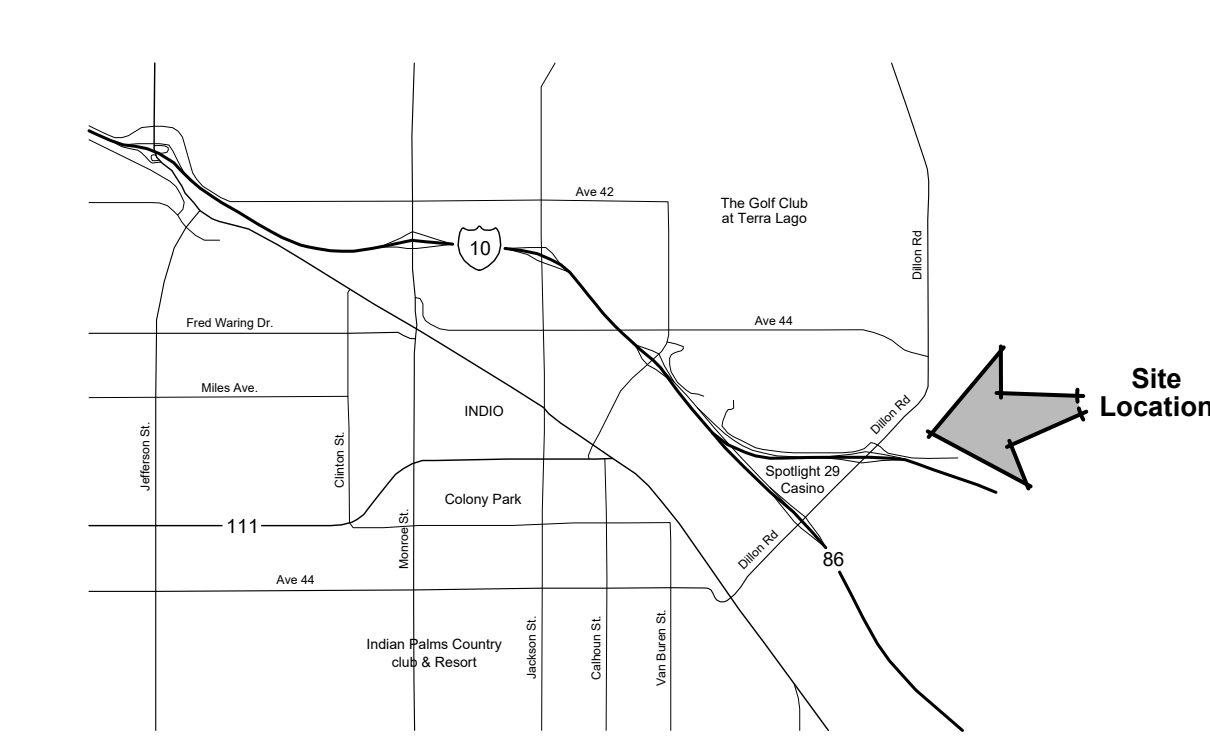
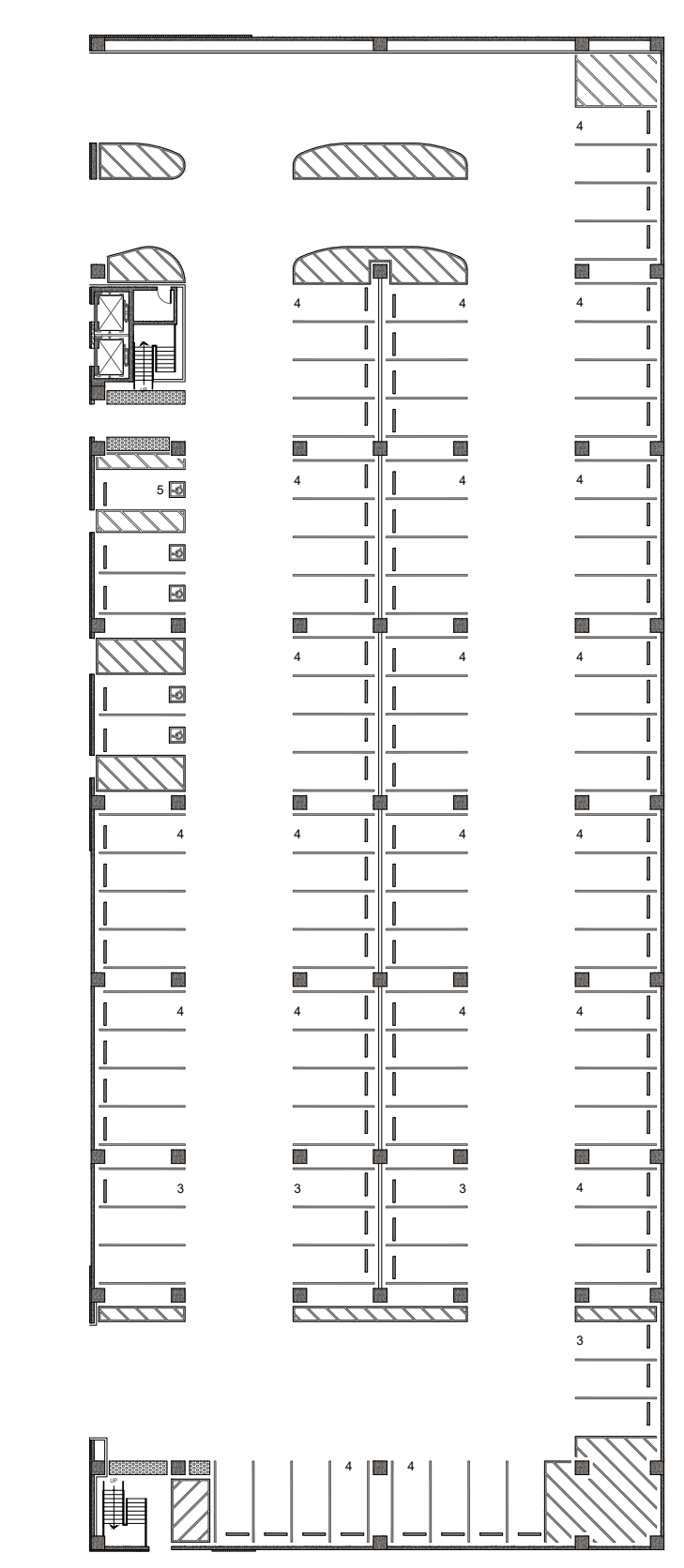
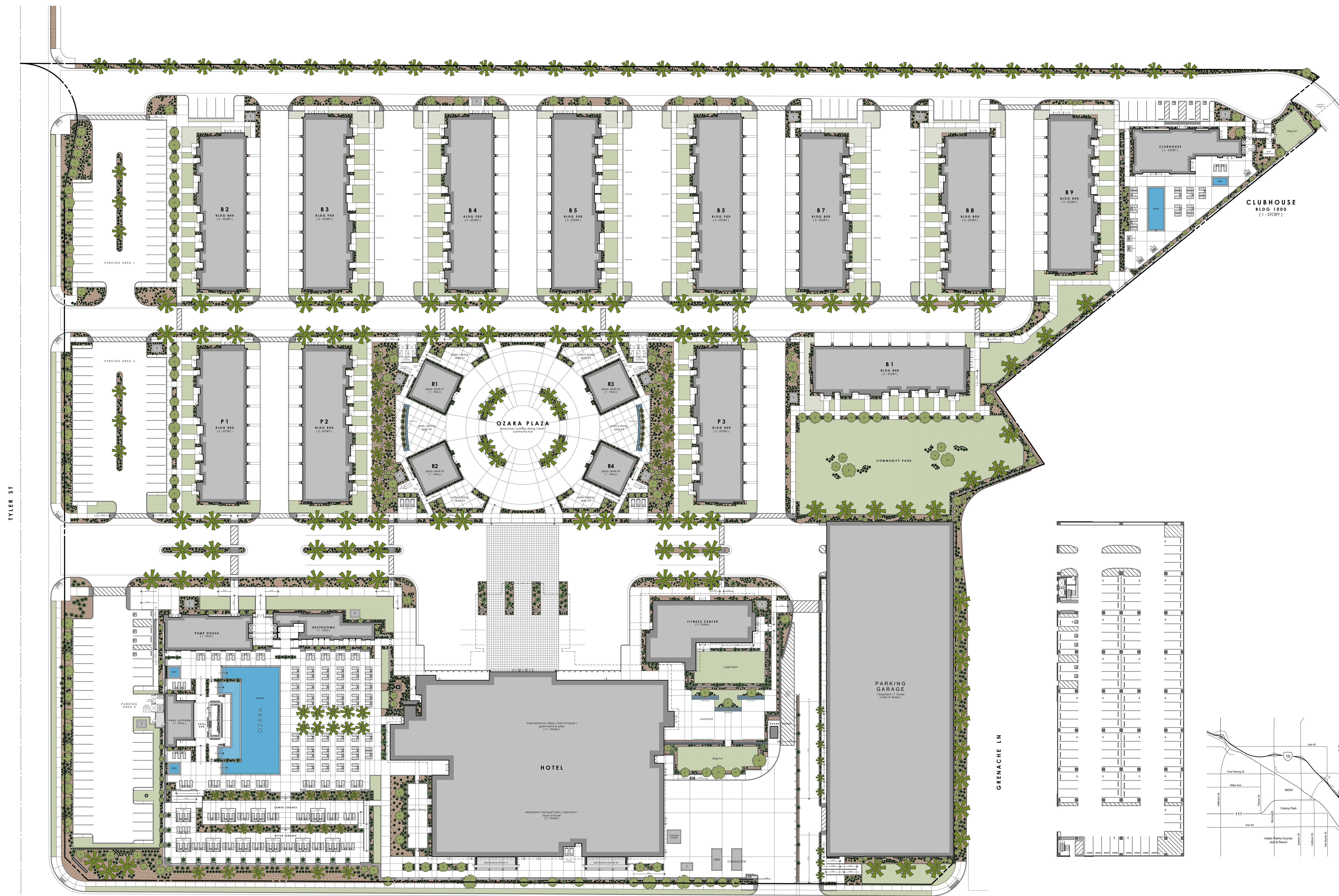
Plot Date: Jan 25, 2024 - 3:46pm

SHEET TITLE:

**ARCHITECTURAL**  
**SITE PLAN**  
(FOR REFERENCE ONLY)

SHEET NO.:


**A101**



TYLER ST

VISTA DEL NORTE

GRENACHE LN



**NATIONAL**  
ENGINEERING & CONSULTING, INC.  
30 THOMAS IRVINE, CA 92618-2703  
PHONE: (949) 716-9990 | FAX: (949) 716-9997

STAMP:

**COPYRIGHT:**  
COPYRIGHT NOTICE: COPYRIGHT IS RETAINED BY NATIONAL ENGINEERING & CONSULTING INC. FROM THE DATE OF ISSUANCE OF THESE DOCUMENTS. DUPLICATION OF THESE DOCUMENTS OR THE BUILT-WORK REPRESENTED BY THEM IS PROHIBITED WITHOUT THE EXPRESS WRITTEN CONSENT NATIONAL ENGINEERING & CONSULTING INC.

CLIENT:

OWNER:

PROJECT:

**OZARA**  
APARTMENT HOMES  
BUILDING FLOOR PLANS

JOB NUMBER

#	DESCRIPTION	DATE
90%	S.D.	2023.07.31
	ARCHITECTURAL REVIEW	2024.01.25

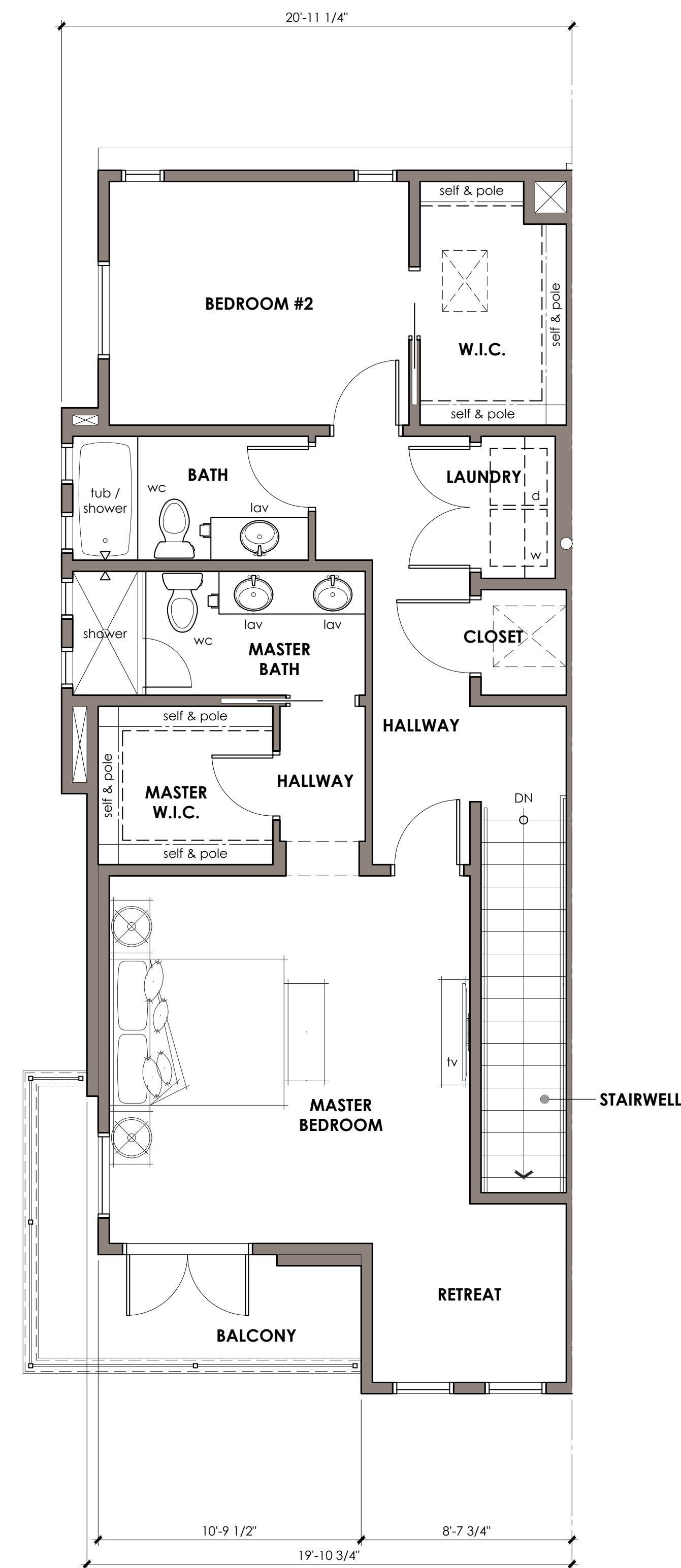
Plot Date: Jan 25, 2024 - 3:40pm

SHEET TITLE:

**UNIT A / AR**  
UNIT FLOOR PLANS  
LEVELS 1 / 2 / 3

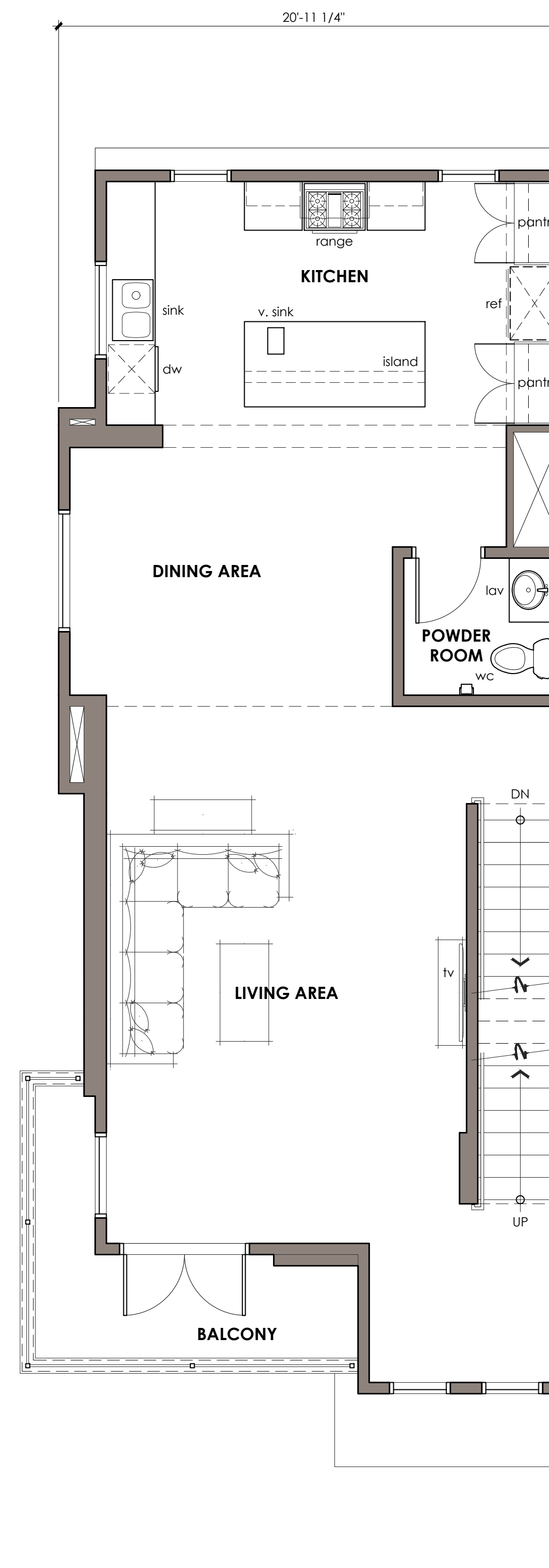
SHEET NO:

**A201**



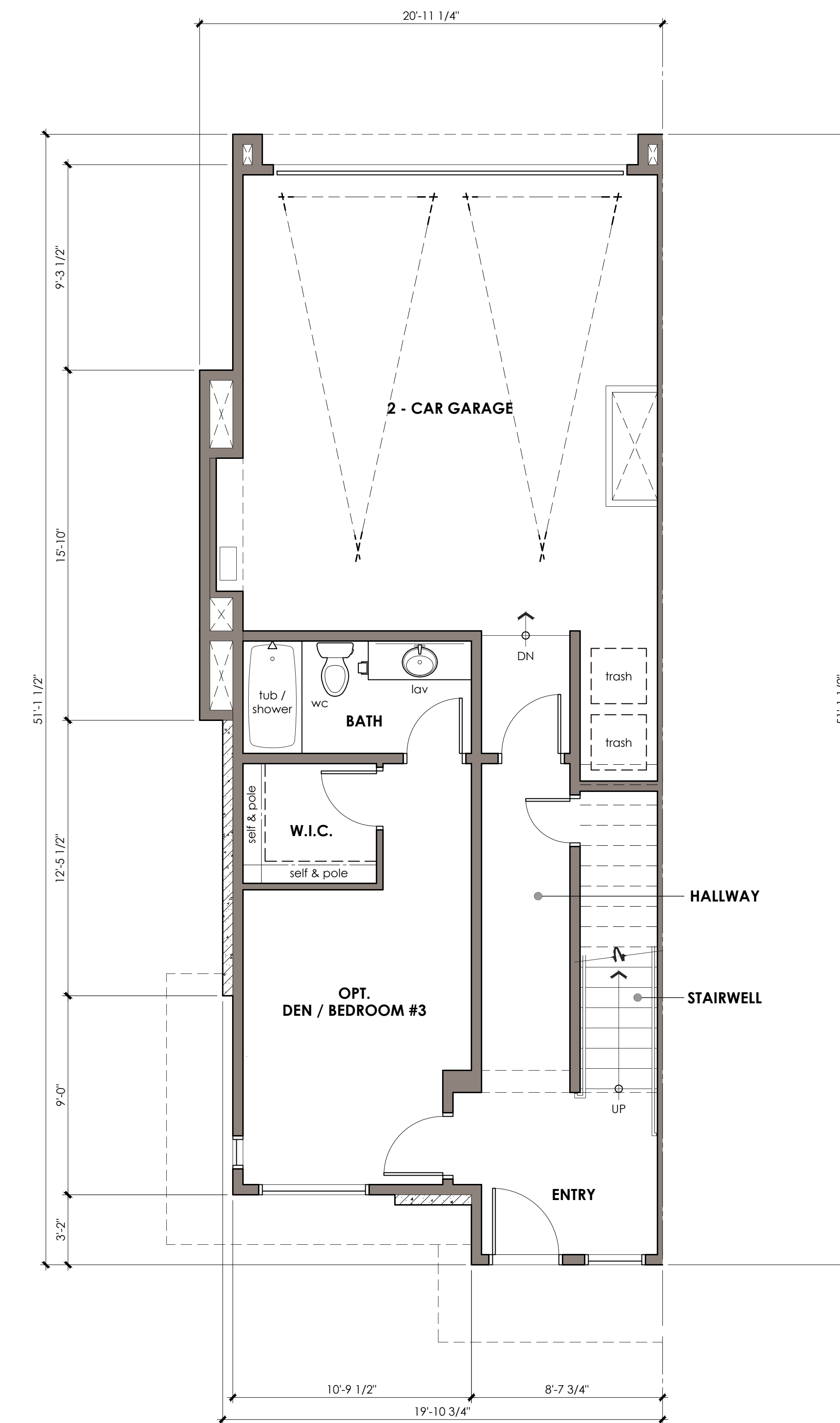
**THIRD LEVEL FLOOR PLAN**

scale : 1/4" = 1'-0"



**SECOND LEVEL FLOOR PLAN**

scale : 1/4" = 1'-0"



**FIRST LEVEL FLOOR PLAN**

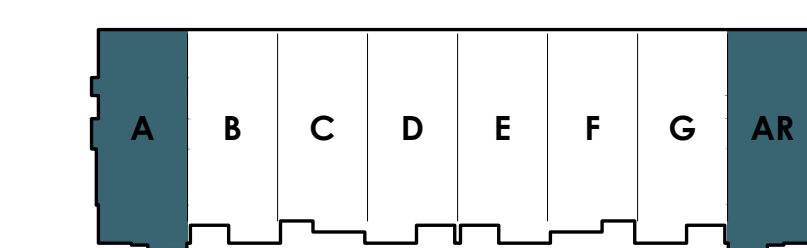
scale : 1/4" = 1'-0"

UNIT FLOOR PLAN NOTES

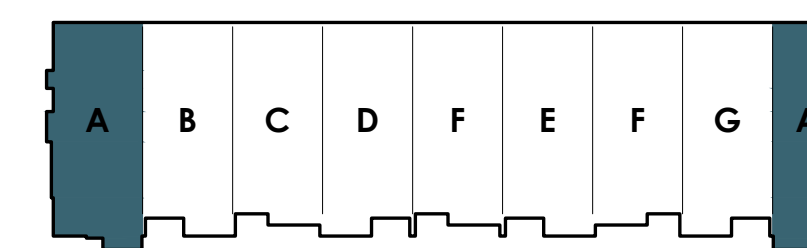
UNIT FLOOR PLAN KEY NOTES

WALL LEGEND

KEY PLAN




BLDG 800



BLDG 900





**NATIONAL**  
ENGINEERING & CONSULTING, INC.  
30 THOMAS IRVINE, CA 92618-2703  
PHONE: (949) 716-9990 | FAX: (949) 716-9997

STAMP:

**COPYRIGHT NOTICE:**  
COPYRIGHT IS RETAINED BY NATIONAL ENGINEERING & CONSULTING, INC. FROM THE DATE OF ISSUANCE OF THESE DOCUMENTS. DUPLICATION OF THESE DOCUMENTS OR THE BUILT-WORK REPRESENTED BY THEM IS PROHIBITED WITHOUT THE EXPRESS WRITTEN CONSENT OF NATIONAL ENGINEERING & CONSULTING, INC.

CLIENT:

OWNER:

PROJECT:

**OZARA**  
APARTMENT HOMES  
BUILDING FLOOR PLANS

JOB NUMBER

#	DESCRIPTION	DATE
90%	S.D.	2023.07.31
	ARCHITECTURAL REVIEW	2024.01.25

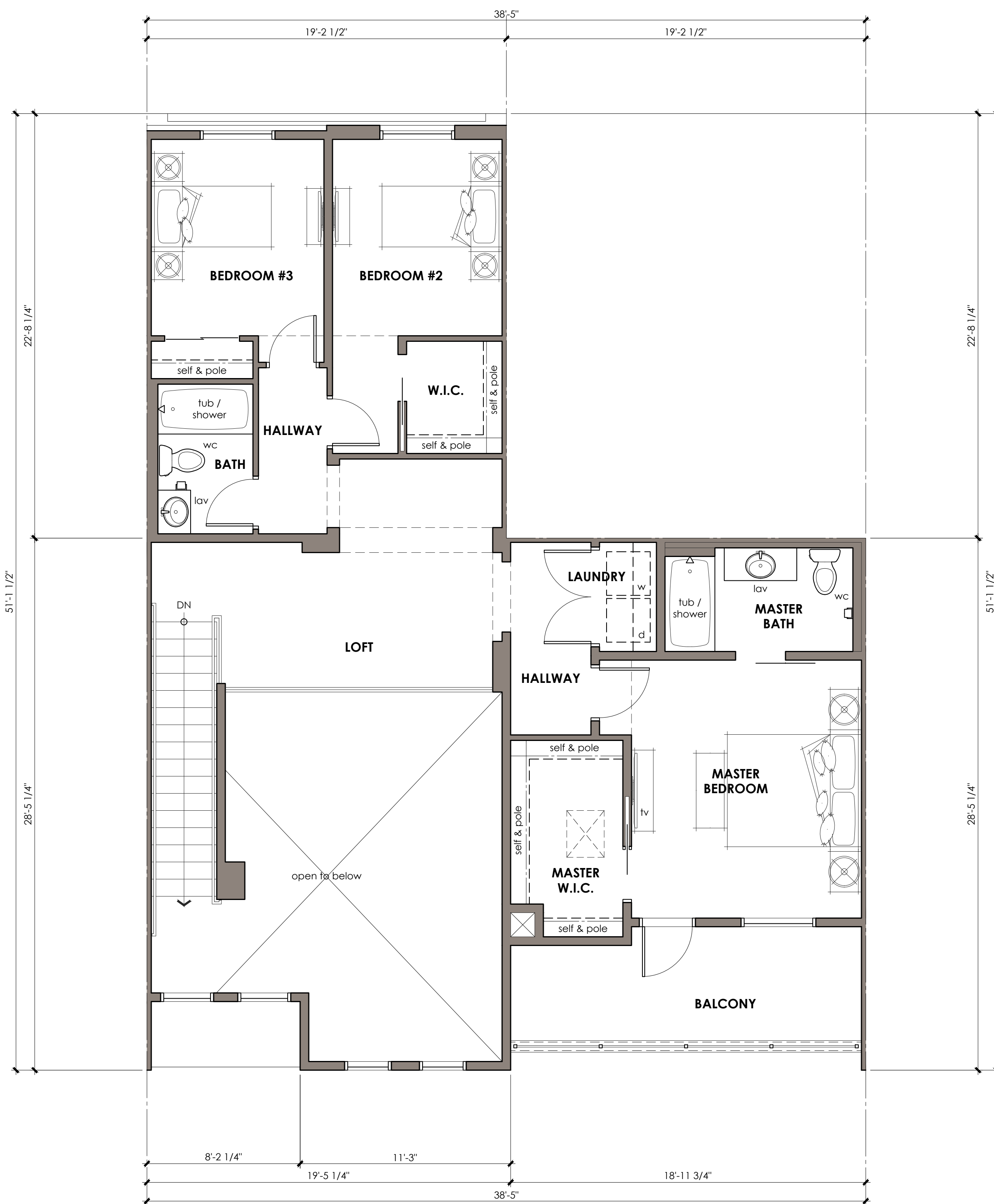
Plot Date: Jan 25, 2024 - 3:41pm

SHEET TITLE:

**UNIT B**  
UNIT FLOOR PLANS  
LEVELS 1 / 2 / 3

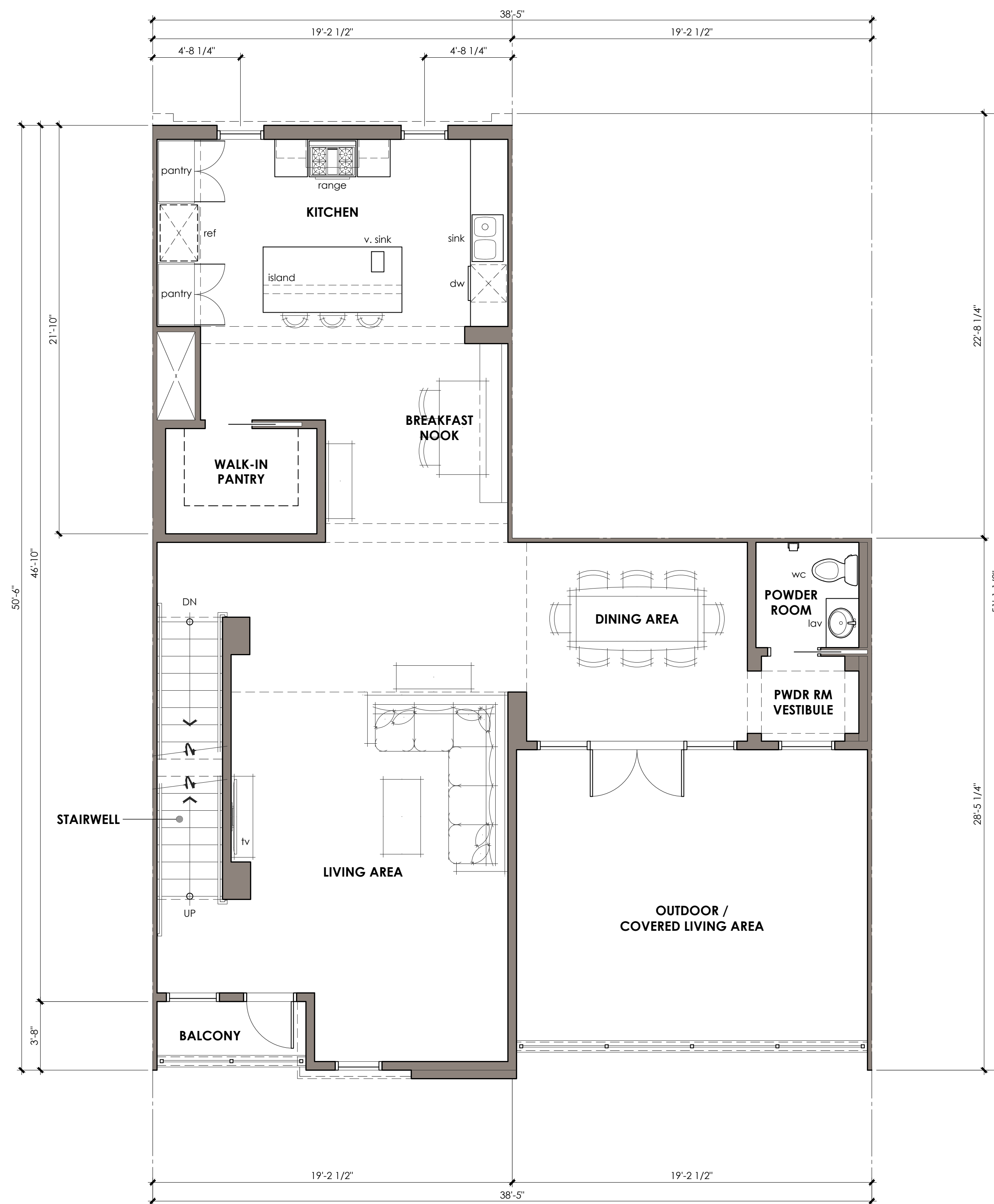
SHEET NO:

**A202**



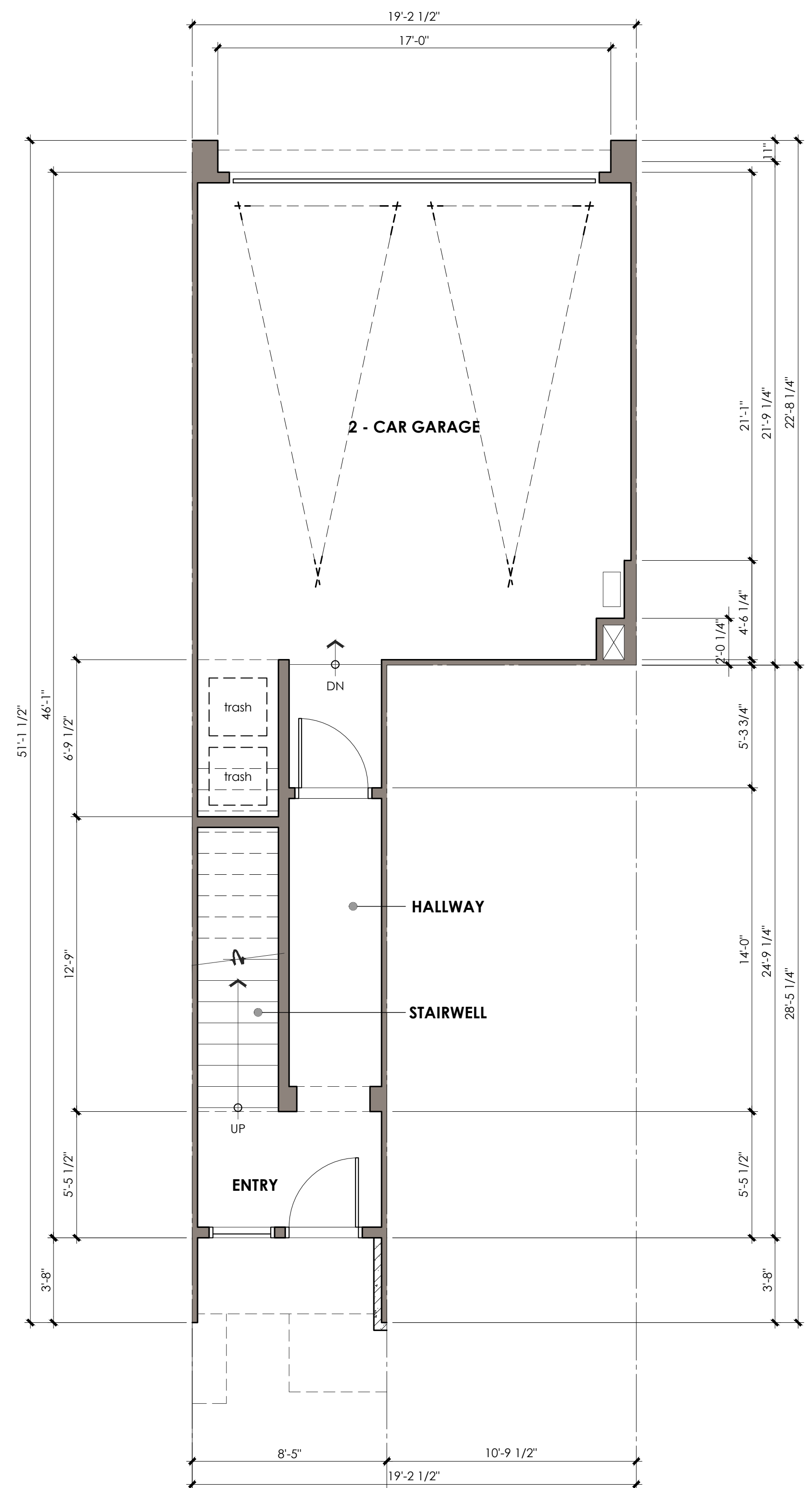
**THIRD LEVEL FLOOR PLAN**

scale : 1/4" = 1'-0"



**SECOND LEVEL FLOOR PLAN**

scale : 1/4" = 1'-0"



**FIRST LEVEL FLOOR PLAN**

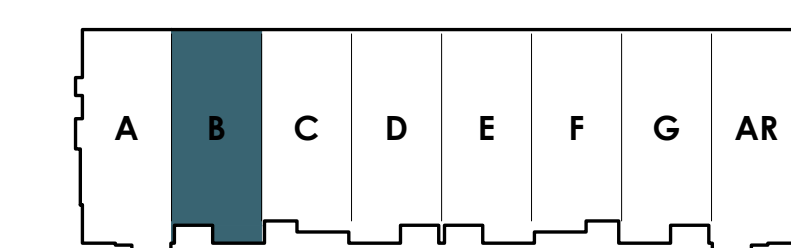
scale : 1/4" = 1'-0"

UNIT FLOOR PLAN NOTES

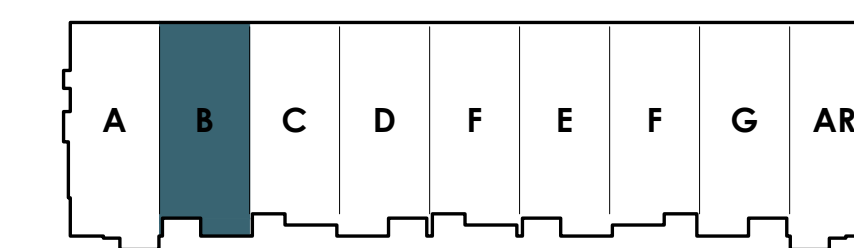
UNIT FLOOR PLAN KEY NOTES

WALL LEGEND


KEY PLAN



**BLDG 800**



**BLDG 900**



**NATIONAL**  
ENGINEERING & CONSULTING, INC.  
30 THOMAS IRVINE, CA 92618-2703  
PHONE: (949) 716-9990 | FAX: (949) 716-9997

STAMP:

**COPYRIGHT:**  
COPYRIGHT NOTICE:  
COPYRIGHT IS RETAINED BY NATIONAL  
ENGINEERING & CONSULTING, INC. FROM THE  
DATE OF ISSUANCE OF THESE DOCUMENTS.  
DUPLICATION OF THESE DOCUMENTS OR THE  
BUILT-WORK REPRESENTED BY THEM IS  
PROHIBITED WITHOUT THE EXPRESS WRITTEN  
CONSENT NATIONAL ENGINEERING &  
CONSULTING, INC.

CLIENT:

OWNER:

PROJECT:

**OZARA**  
APARTMENT HOMES  
BUILDING FLOOR PLANS

JOB NUMBER

#	DESCRIPTION	DATE
90%	S.D.	2023.07.31
	ARCHITECTURAL REVIEW	2024.01.25

Plot Date: Jan 25, 2024 - 3:41pm

SHEET TITLE:

**UNIT C**  
UNIT FLOOR PLANS  
LEVEL 1

SHEET NO:

**A203**

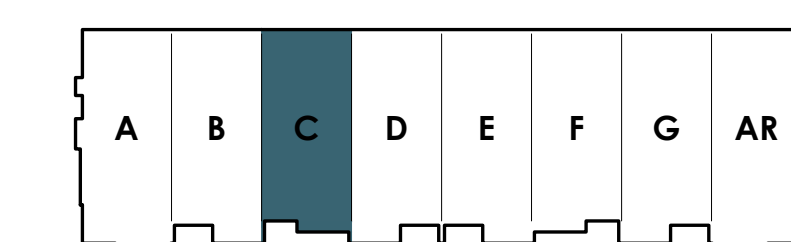


UNIT FLOOR PLAN NOTES

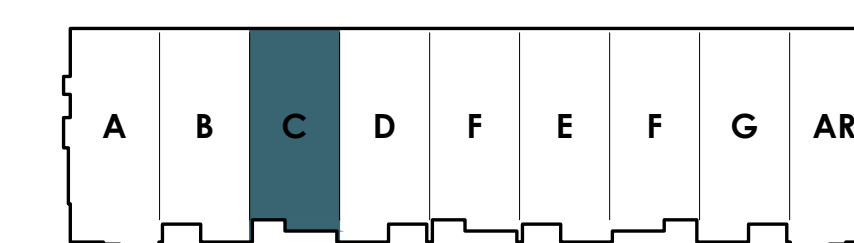
UNIT FLOOR PLAN KEY NOTES

WALL LEGEND


KEY PLAN



BLDG 800



BLDG 900



**NATIONAL**  
ENGINEERING & CONSULTING, INC  
30 THOMAS IRVINE, CA 92618-2703  
PHONE: (949) 716-9990 | FAX: (949) 716-9997

STAMP:

**COPYRIGHT NOTICE:**  
COPYRIGHT IS RETAINED BY NATIONAL ENGINEERING & CONSULTING, INC. FROM THE DATE OF ISSUANCE OF THESE DOCUMENTS. DUPLICATION OF THESE DOCUMENTS OR THE BUILT-WORK REPRESENTED BY THEM IS PROHIBITED WITHOUT THE EXPRESS WRITTEN CONSENT NATIONAL ENGINEERING & CONSULTING, INC.

CLIENT:

OWNER:

PROJECT:

**OZARA**  
APARTMENT HOMES  
BUILDING FLOOR PLANS

JOB NUMBER

#	DESCRIPTION	DATE
90%	S.D.	2023.07.31
	ARCHITECTURAL REVIEW	2024.01.25

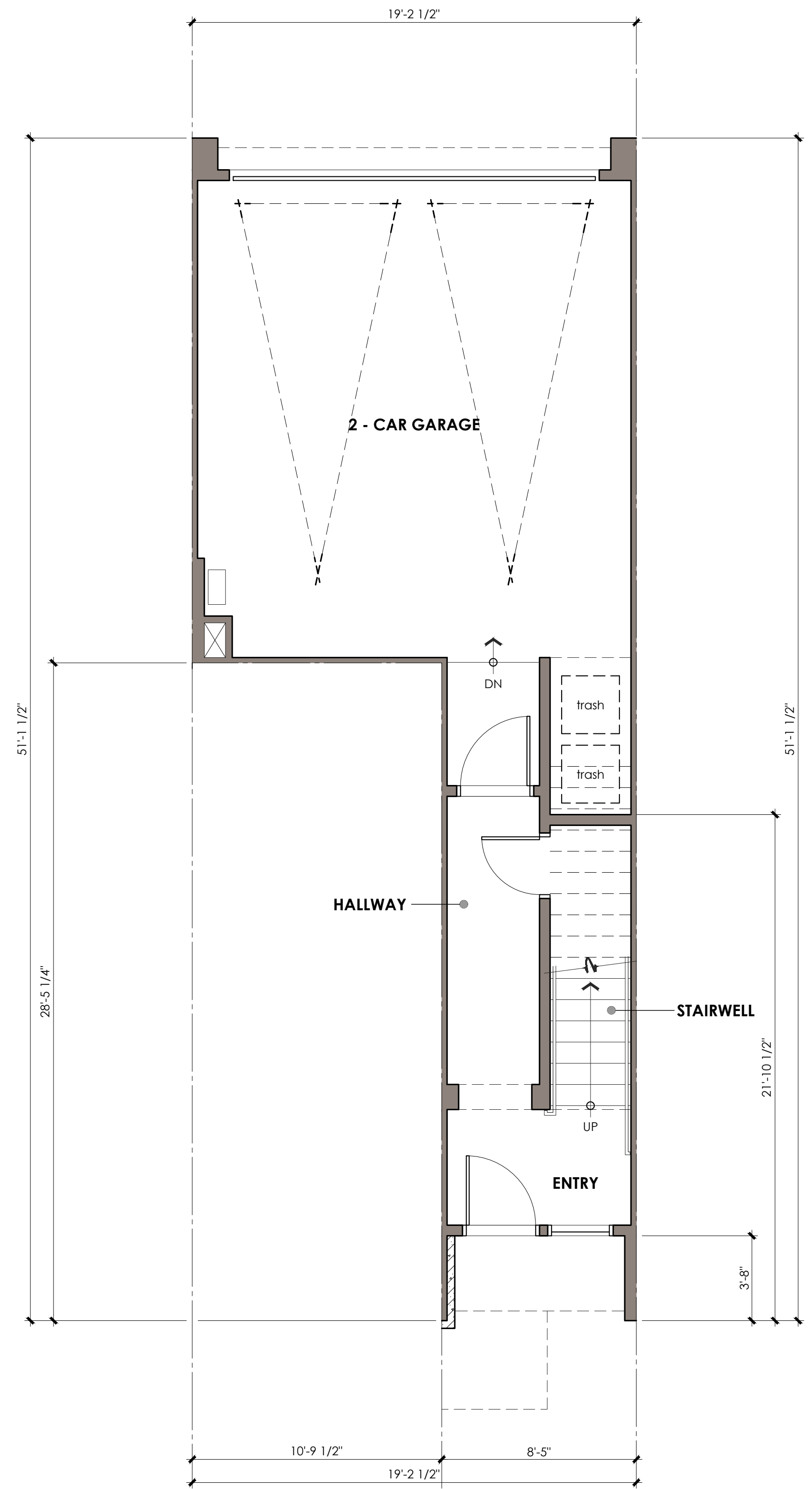
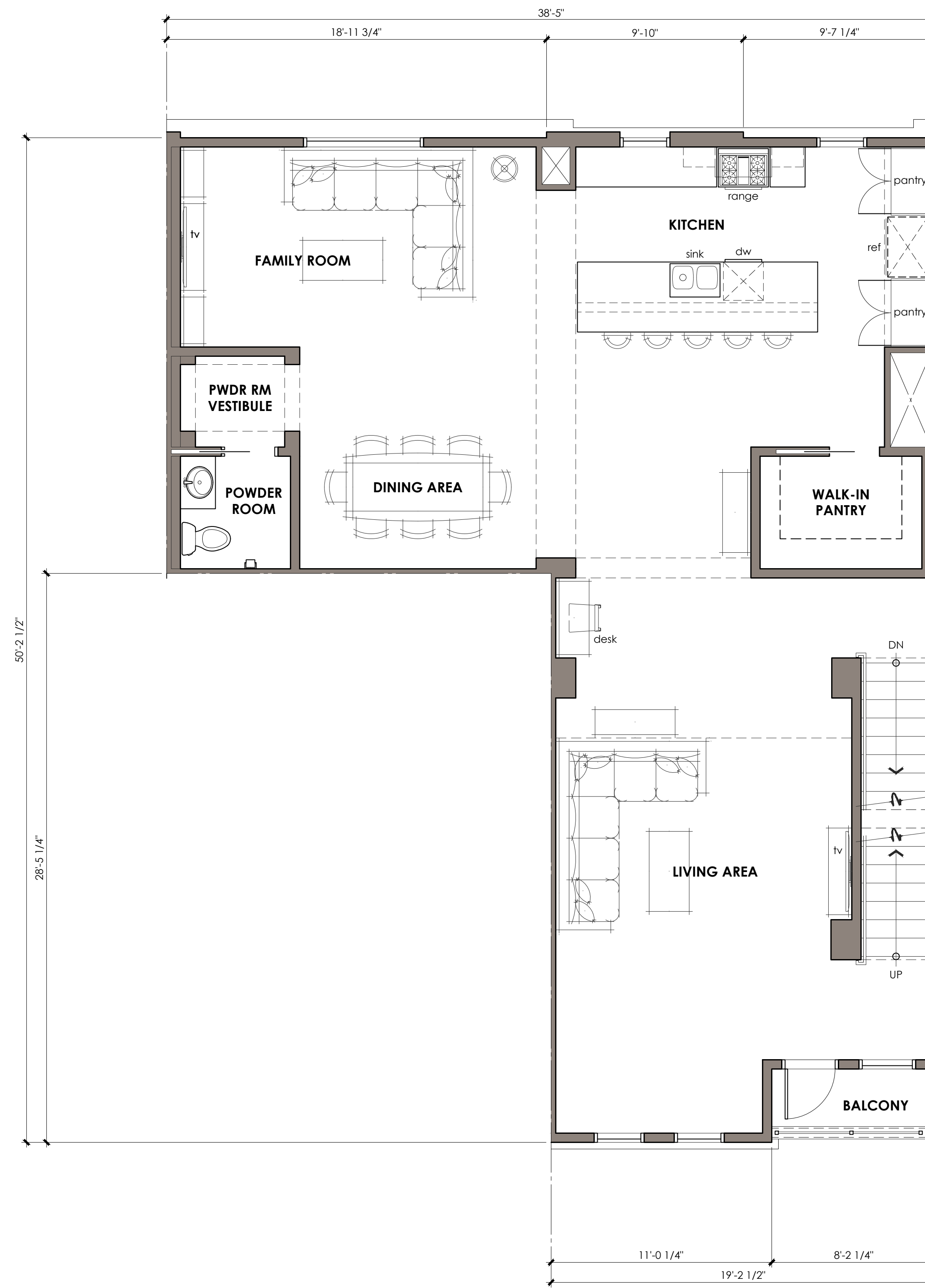
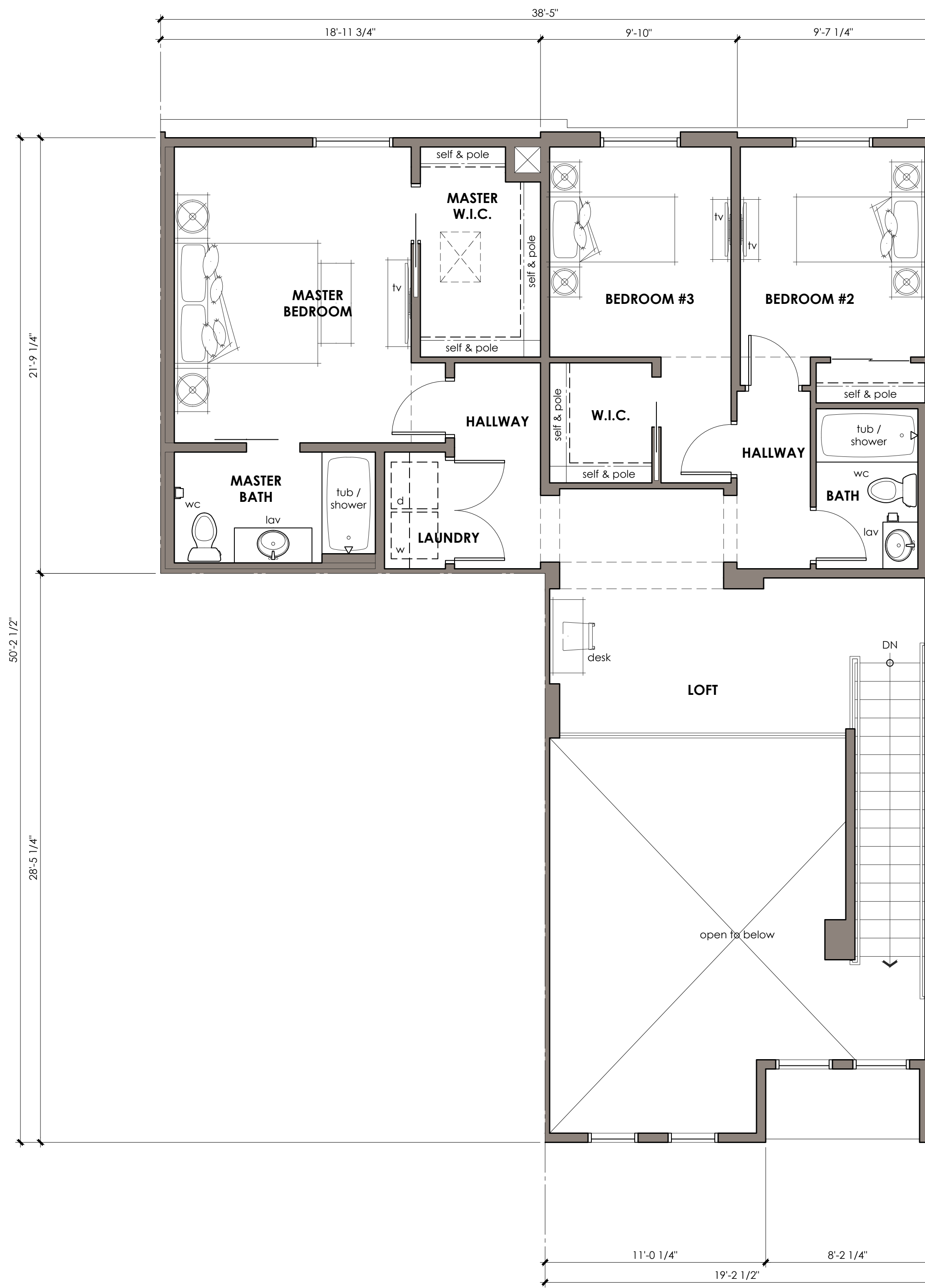
Plot Date: Jan 25, 2024 - 3:41pm

SHEET TITLE:

**UNIT D**  
**UNIT FLOOR PLANS**  
LEVELS 1 / 2 / 3

SHEET NO:

**A204**

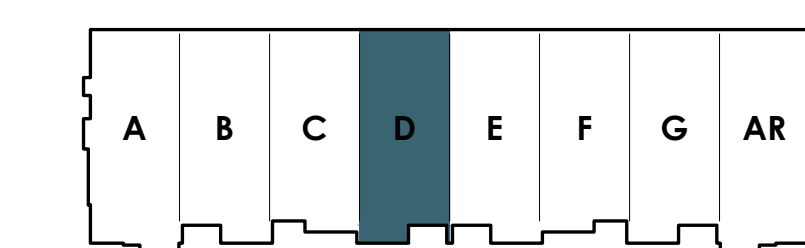


UNIT FLOOR PLAN NOTES

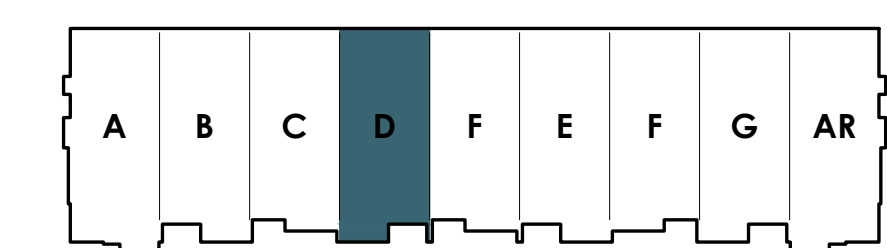
UNIT FLOOR PLAN KEY NOTES

WALL LEGEND


KEY PLAN



BLDG 800



BLDG 900



**NATIONAL**  
ENGINEERING & CONSULTING, INC.  
30 THOMAS IRVINE, CA 92618-2703  
PHONE: (949) 716-9990 | FAX: (949) 716-9997

STAMP:

**COPYRIGHT:**  
COPYRIGHT NOTICE: COPYRIGHT IS RETAINED BY NATIONAL ENGINEERING & CONSULTING INC. FROM THE DATE OF ISSUANCE OF THESE DOCUMENTS. DUPLICATION OF THESE DOCUMENTS OR THE BUILT-WORK REPRESENTED BY THEM IS PROHIBITED WITHOUT THE EXPRESS WRITTEN CONSENT NATIONAL ENGINEERING & CONSULTING INC.

CLIENT:

OWNER:

PROJECT:

**OZARA**  
APARTMENT HOMES  
BUILDING FLOOR PLANS

JOB NUMBER

#	DESCRIPTION	DATE
90%	S.D.	2023.07.31
	ARCHITECTURAL REVIEW	2024.01.25

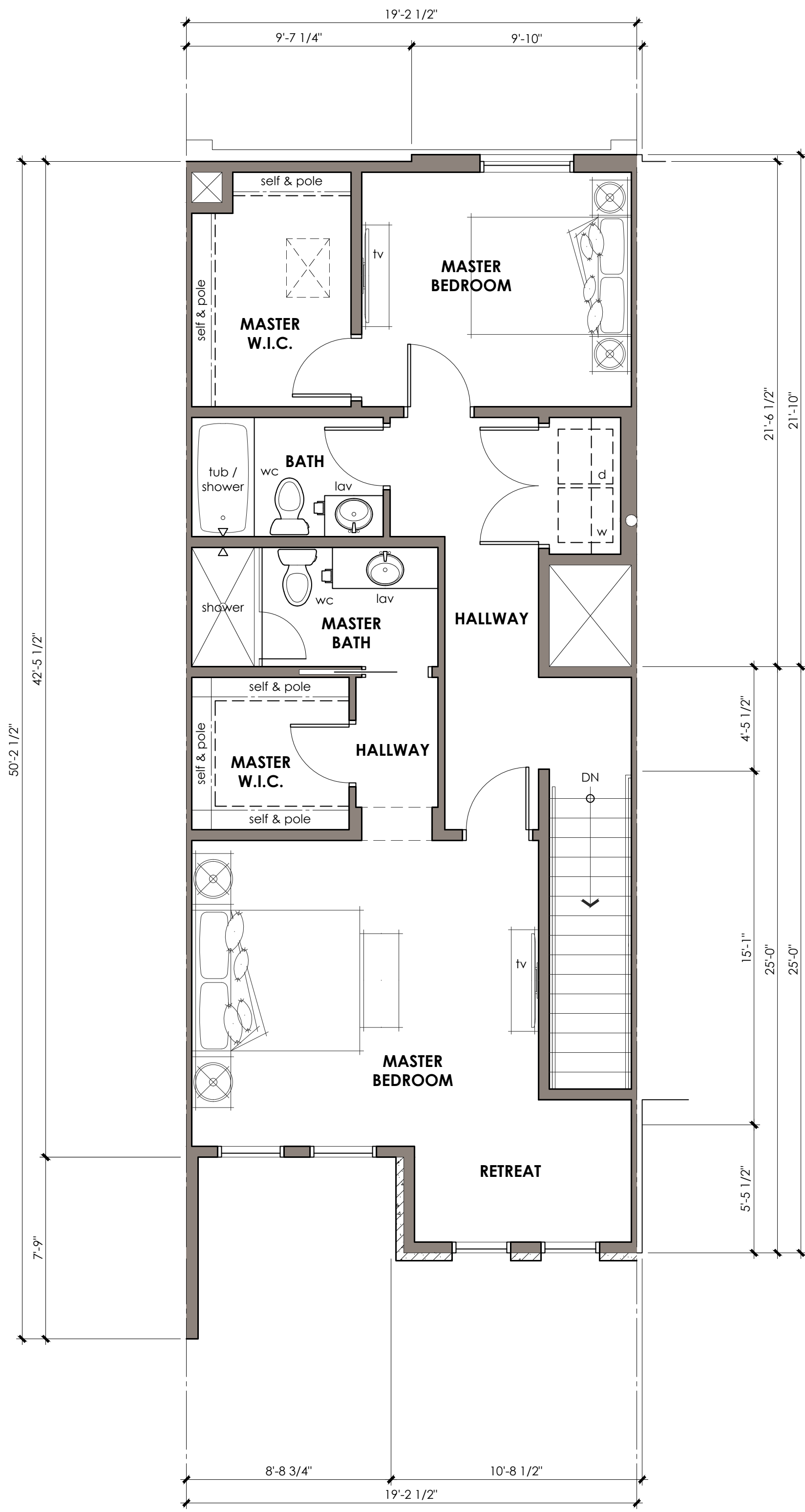
Plot Date: Jan 25, 2024 - 3:41pm

SHEET TITLE:

**UNIT E**  
UNIT FLOOR PLANS  
LEVELS 1 / 2 / 3

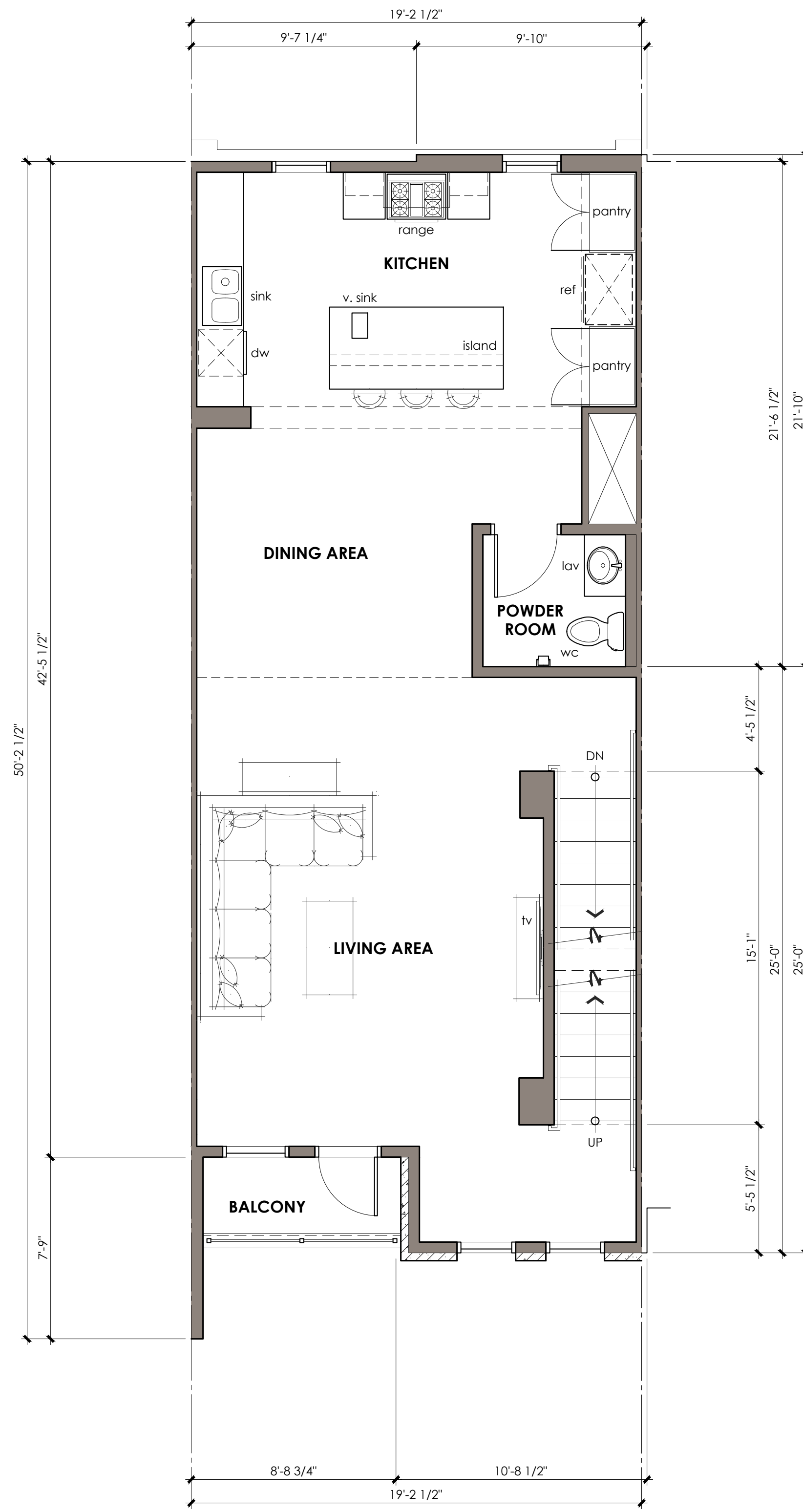
SHEET NO:

**A205**



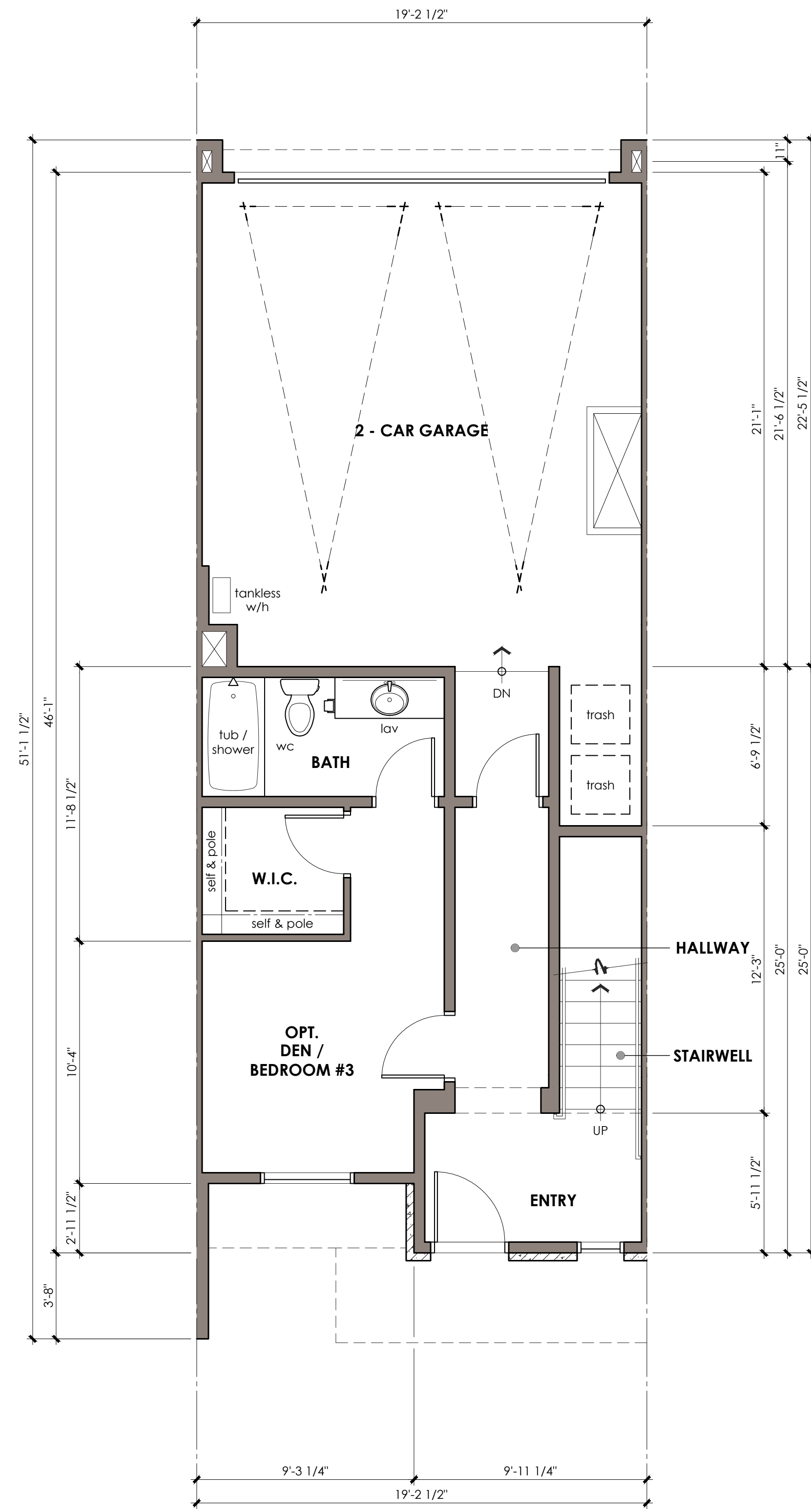
**THIRD LEVEL FLOOR PLAN**

scale : 1/4" = 1'-0"



**SECOND LEVEL FLOOR PLAN**

scale : 1/4" = 1'-0"



**FIRST LEVEL FLOOR PLAN**

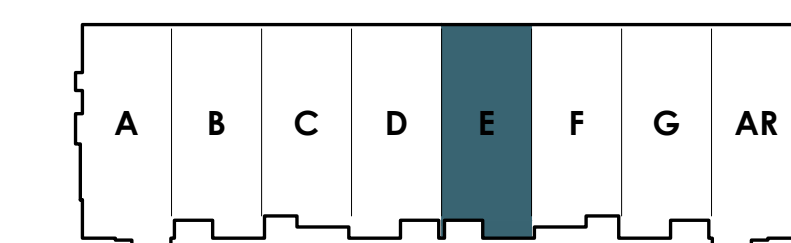
scale : 1/4" = 1'-0"

UNIT FLOOR PLAN NOTES

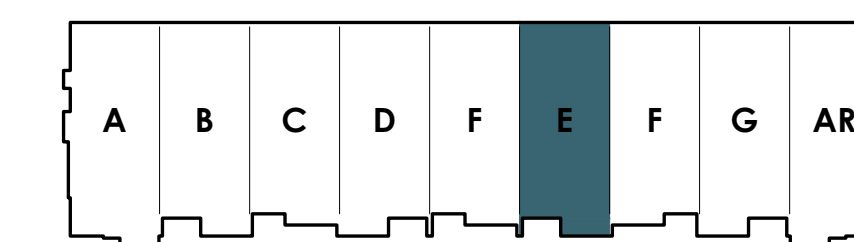
UNIT FLOOR PLAN KEY NOTES

WALL LEGEND


KEY PLAN



BLDG 800



BLDG 900



**NATIONAL**  
ENGINEERING & CONSULTING, INC  
30 THOMAS IRVINE, CA 92618-2703  
PHONE: (949) 716-9990 | FAX: (949) 716-9997

STAMP:

**COPYRIGHT:**  
COPYRIGHT NOTICE: COPYRIGHT IS RETAINED BY NATIONAL ENGINEERING & CONSULTING, INC. FROM THE DATE OF ISSUANCE OF THESE DOCUMENTS. DUPLICATION OF THESE DOCUMENTS OR THE BUILT-WORK REPRESENTED BY THEM IS PROHIBITED WITHOUT THE EXPRESS WRITTEN CONSENT NATIONAL ENGINEERING & CONSULTING, INC.

CLIENT:

OWNER:

PROJECT:

**OZARA**  
APARTMENT HOMES  
BUILDING FLOOR PLANS

JOB NUMBER

#	DESCRIPTION	DATE
90%	S.D.	2023.07.31
	ARCHITECTURAL REVIEW	2024.01.25

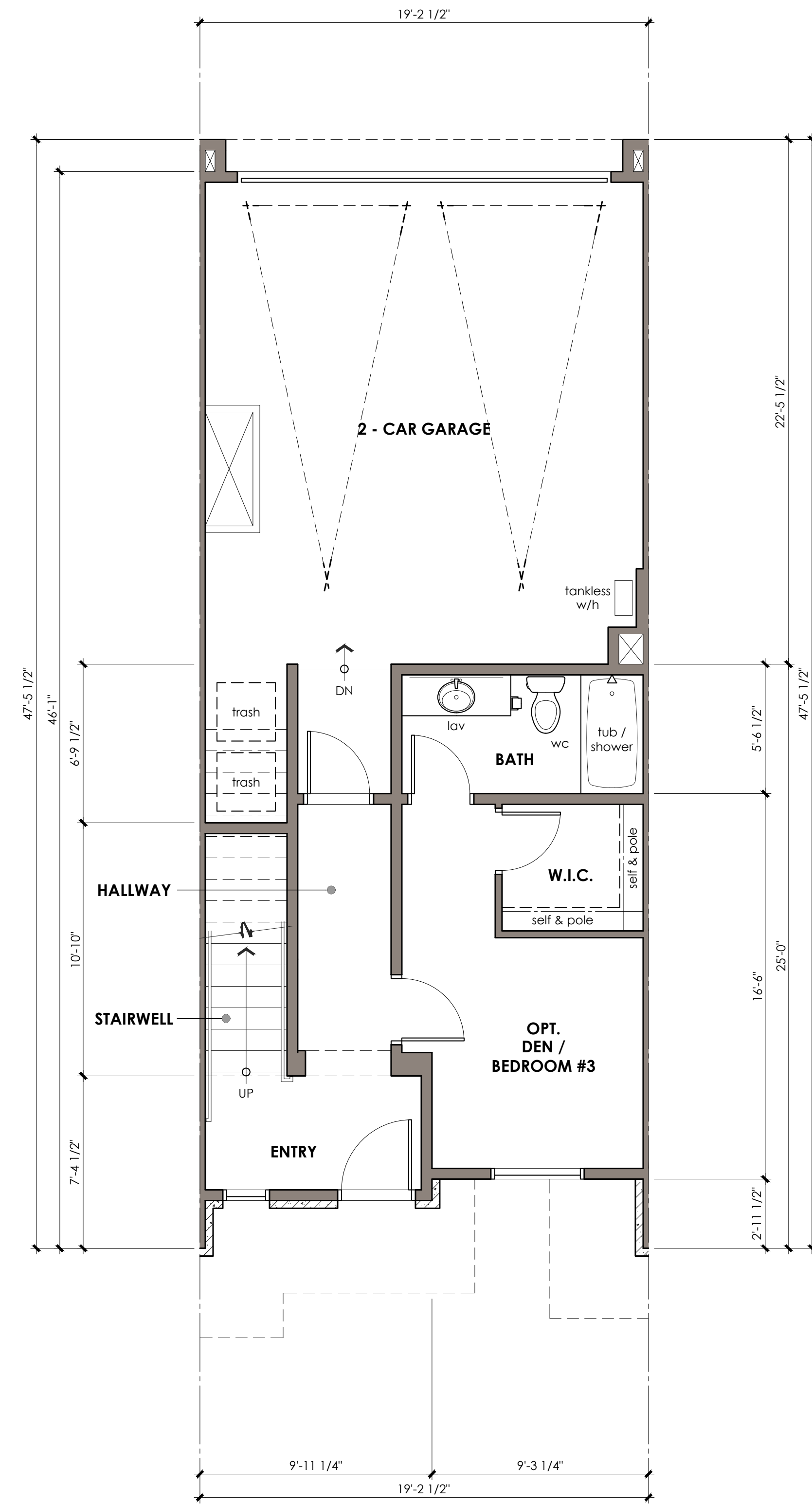
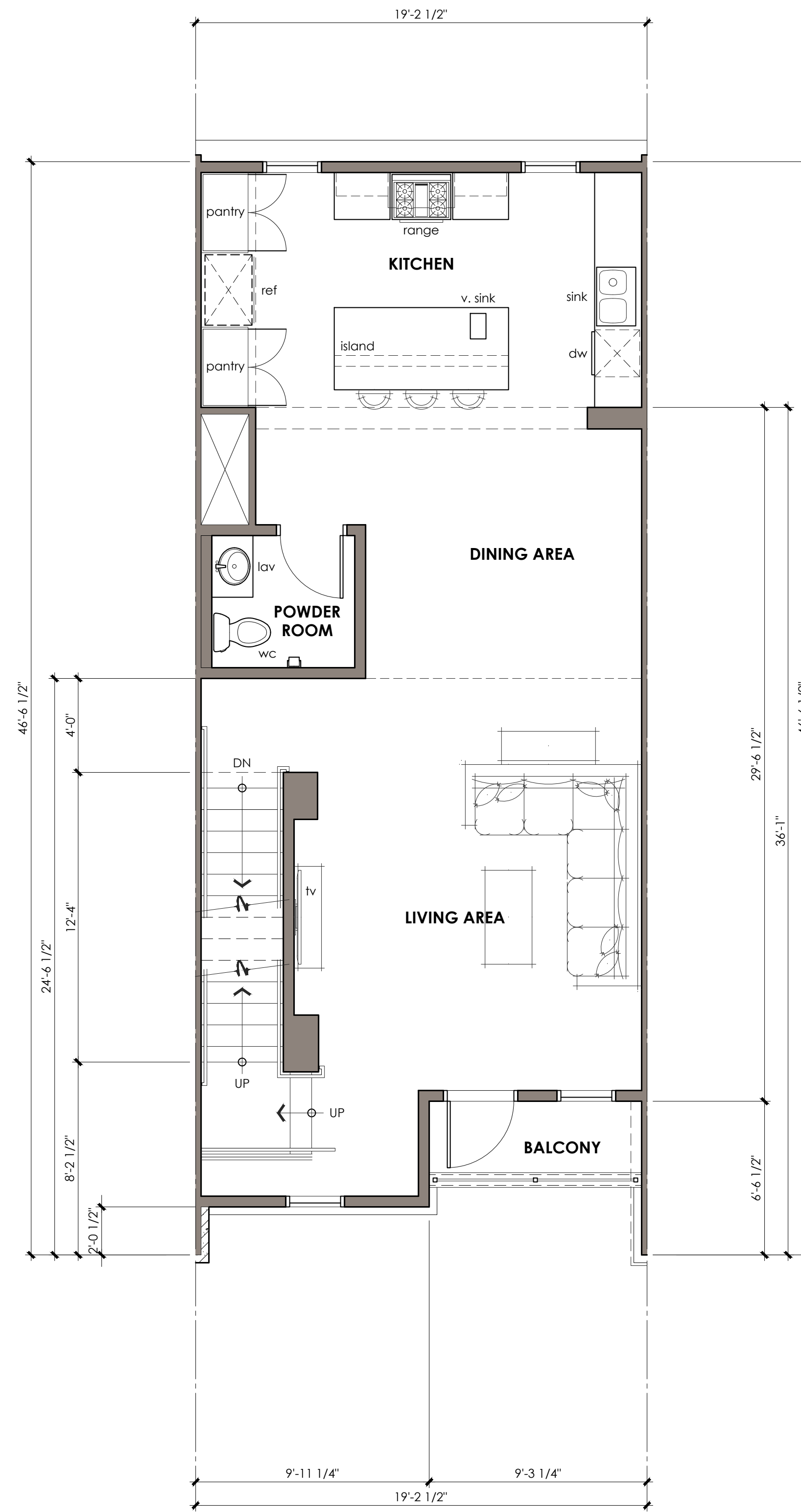
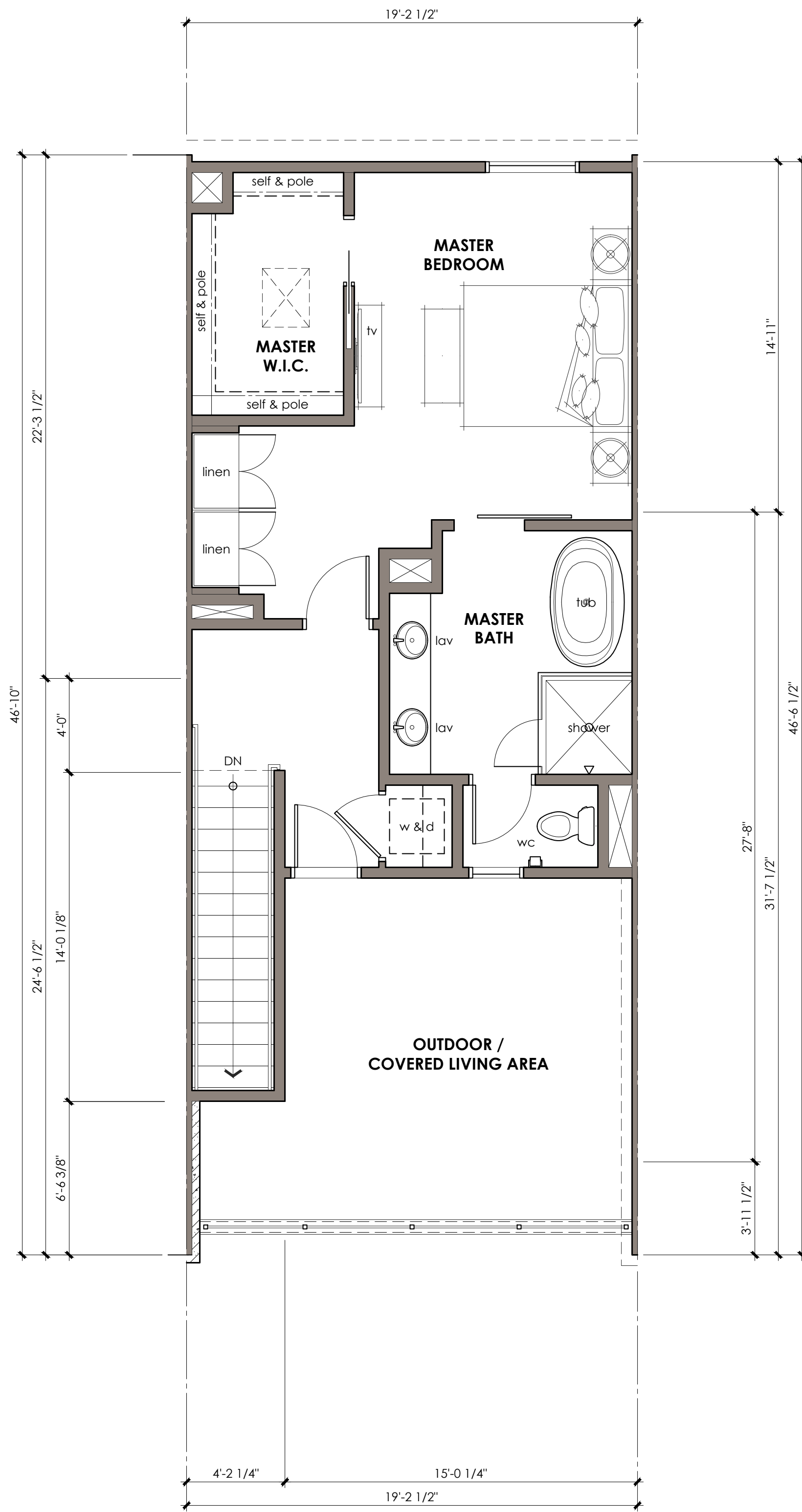
Plot Date: Jan 25, 2024 - 3:42pm

SHEET TITLE:

**UNIT F**  
**UNIT FLOOR PLANS**  
LEVELS 1 / 2 / 3

SHEET NO:

**A206**

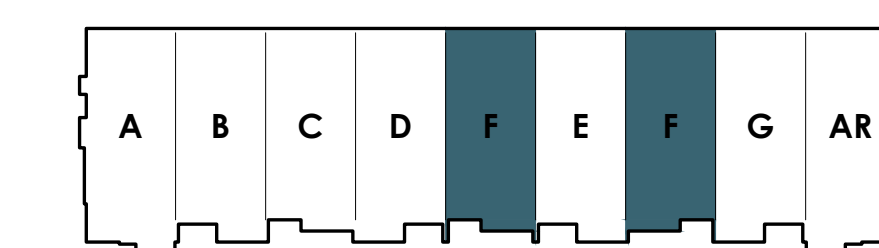
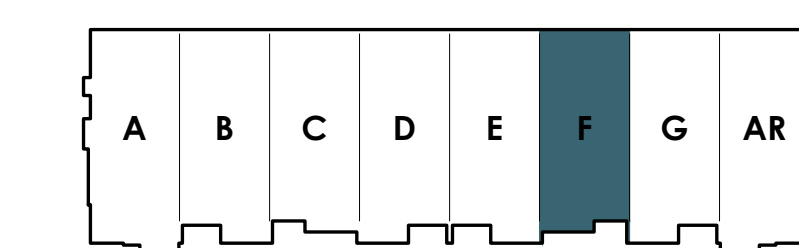



UNIT FLOOR PLAN NOTES

UNIT FLOOR PLAN KEY NOTES

WALL LEGEND

KEY PLAN





**NATIONAL**  
ENGINEERING & CONSULTING, INC  
30 THOMAS IRVINE, CA 92618-2703  
PHONE: (949) 716-9990 | FAX: (949) 716-9997

STAMP:

**COPYRIGHT:**  
COPYRIGHT NOTICE: COPYRIGHT IS RETAINED BY NATIONAL ENGINEERING & CONSULTING, INC. FROM THE DATE OF ISSUANCE OF THESE DOCUMENTS. DUPLICATION OF THESE DOCUMENTS OR THE BUILT-WORK REPRESENTED BY THEM IS PROHIBITED WITHOUT THE EXPRESS WRITTEN CONSENT NATIONAL ENGINEERING & CONSULTING, INC.

CLIENT:

OWNER:

PROJECT:

**OZARA**  
APARTMENT HOMES  
BUILDING FLOOR PLANS

JOB NUMBER

#	DESCRIPTION	DATE
90%	S.D.	2023.07.31
	ARCHITECTURAL REVIEW	2024.01.25

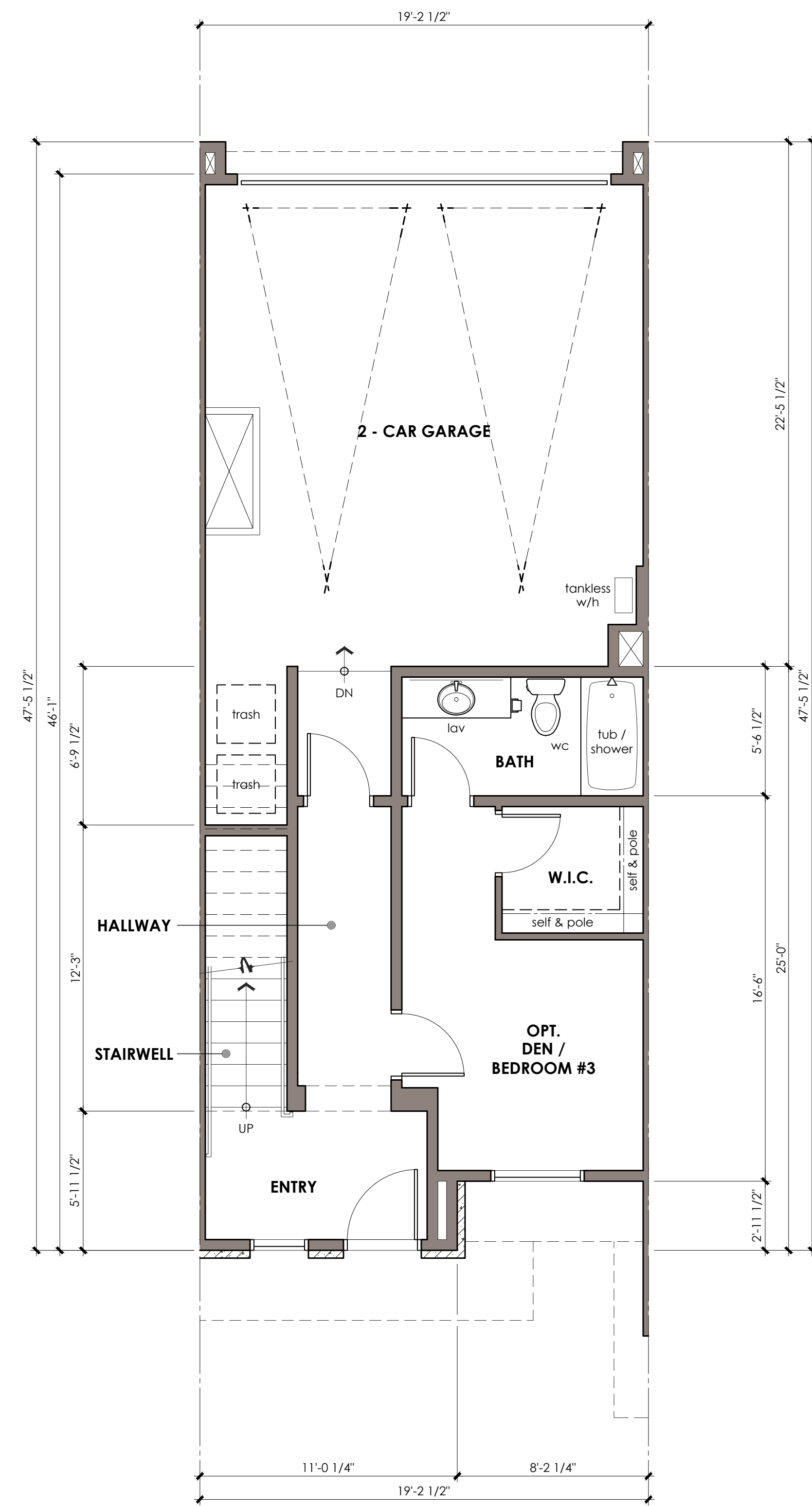
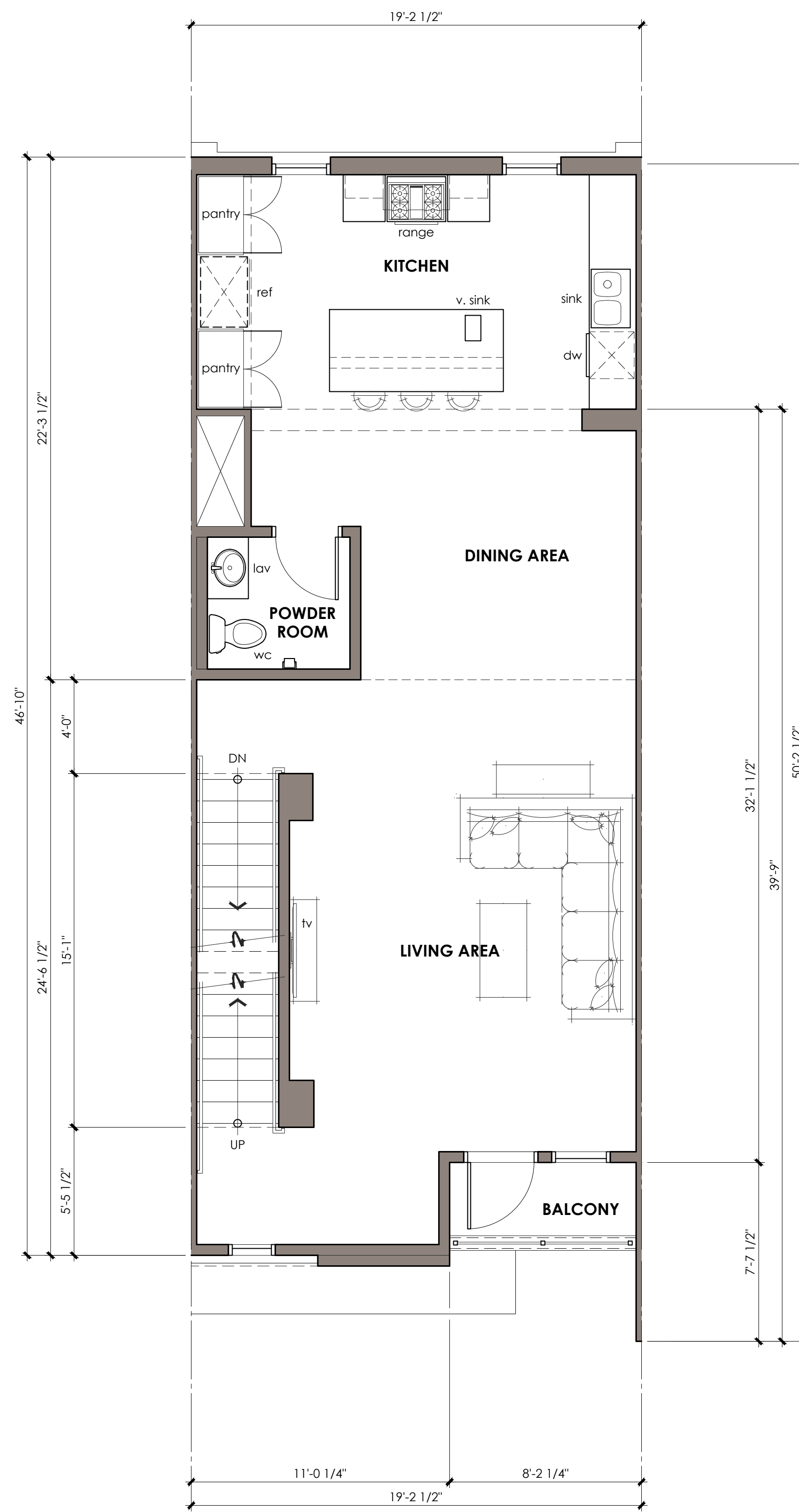
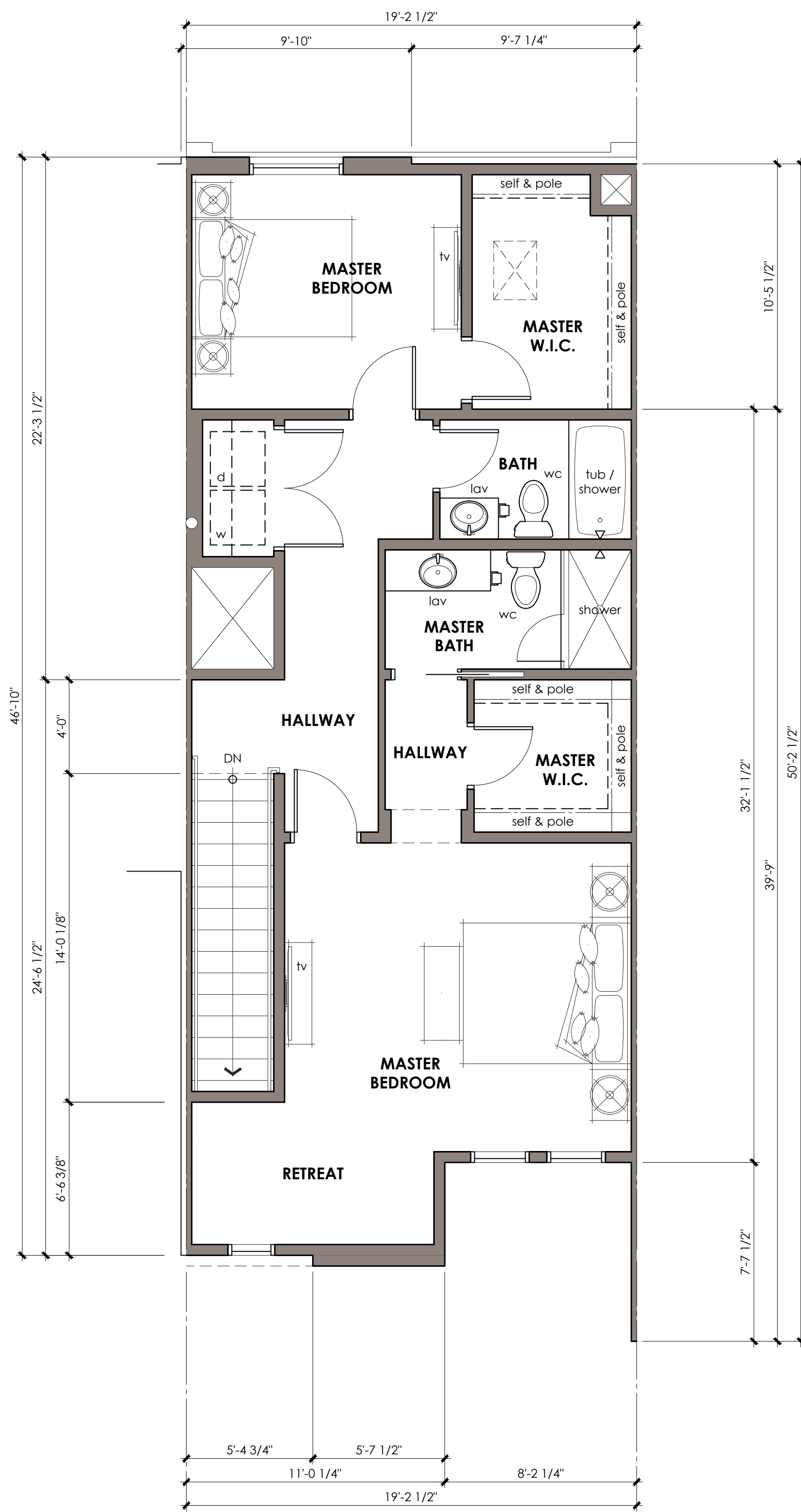
Plot Date: Jan 25, 2024 - 3:42pm

SHEET TITLE:

**UNIT G**  
UNIT FLOOR PLANS  
LEVELS 1 / 2 / 3

SHEET NO:

**A207**

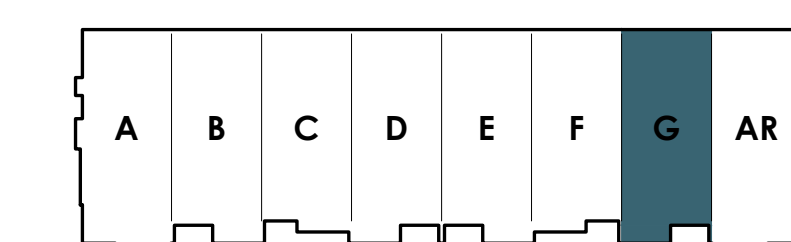


UNIT FLOOR PLAN NOTES

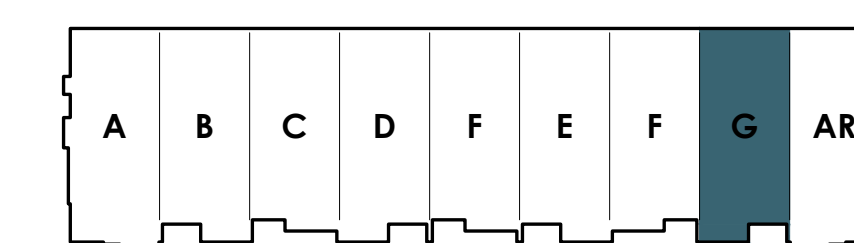
UNIT FLOOR PLAN KEY NOTES

WALL LEGEND


KEY PLAN



BLDG 800



BLDG 900



**NATIONAL**  
ENGINEERING & CONSULTING, INC.  
30 THOMAS IRVINE, CA 92618-2703  
PHONE: (949) 716-9990 | FAX: (949) 716-9997

STAMP:

**COPYRIGHT:**  
COPYRIGHT NOTICE: COPYRIGHT IS RETAINED BY NATIONAL ENGINEERING & CONSULTING, INC. FROM THE DATE OF ISSUANCE OF THESE DOCUMENTS. DUPLICATION OF THESE DOCUMENTS OR THE BUILT-WORK REPRESENTED BY THEM IS PROHIBITED WITHOUT THE EXPRESS WRITTEN CONSENT NATIONAL ENGINEERING & CONSULTING, INC.

CLIENT:

OWNER:

PROJECT:

**OZARA**  
APARTMENT HOMES  
BUILDING FLOOR PLANS

JOB NUMBER

#	DESCRIPTION	DATE
90%	S.D.	2023.07.31
	ARCHITECTURAL REVIEW	2024.01.25

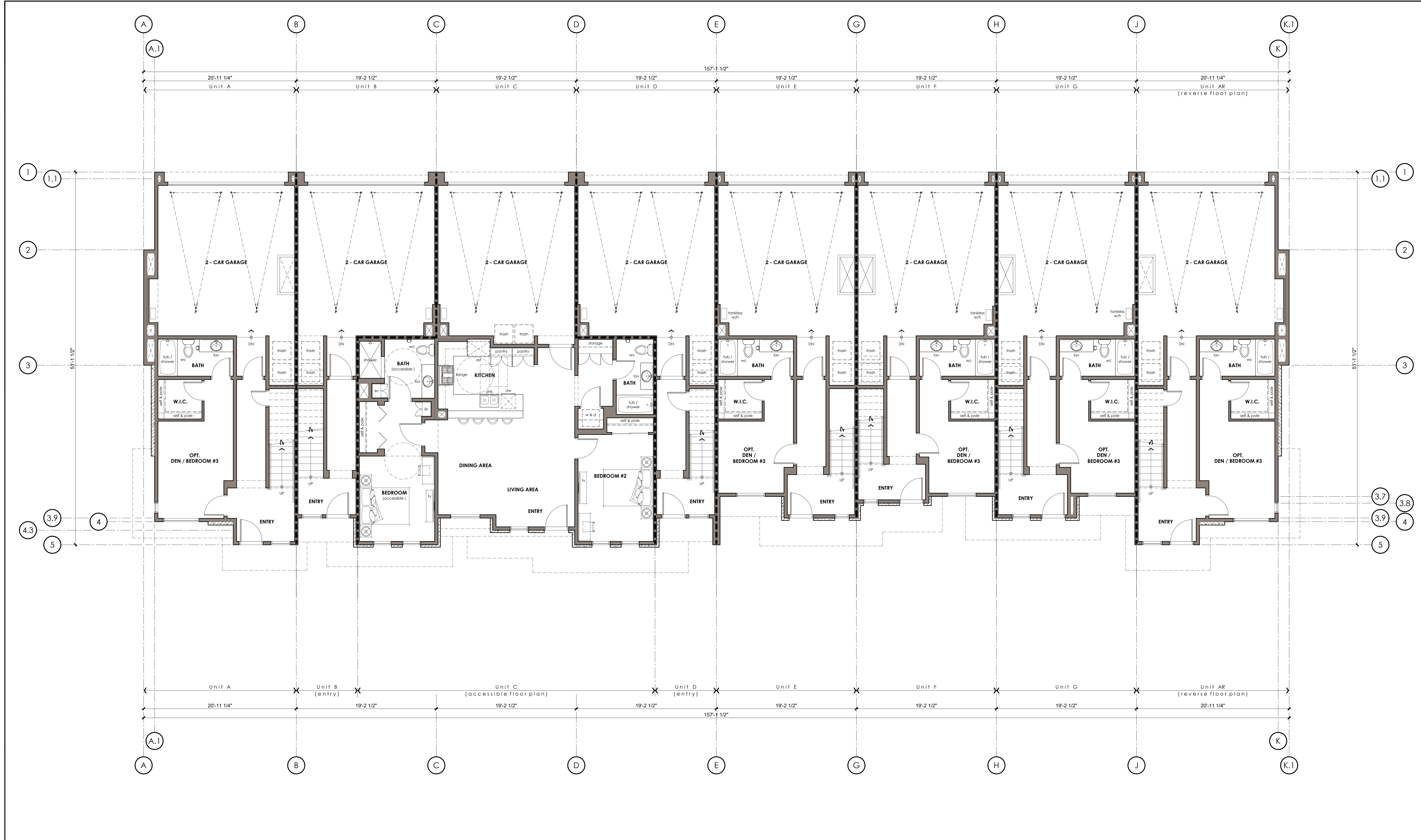
Plot Date: Jan 25, 2024 - 3:42pm

SHEET TITLE:

**BLDG 800**  
BUILDING FLOOR PLAN  
LEVEL 1


SHEET NO:

**A208.1**



**FIRST LEVEL BUILDING FLOOR PLAN**  
scale : 3/16" = 1'-0"

BUILDING FLOOR PLAN NOTES	BUILDING FLOOR PLAN KEY NOTES	BUILDING WALL LEGEND	KEY PLAN
			<p>BLDG 800</p> <p>BLDG 900</p>



**NATIONAL**  
ENGINEERING & CONSULTING, INC.  
30 THOMAS IRVINE, CA 92618-2703  
PHONE: (949) 716-9990 | FAX: (949) 716-9997

STAMP:

**COPYRIGHT:**  
COPYRIGHT NOTICE: COPYRIGHT IS RETAINED BY NATIONAL ENGINEERING & CONSULTING INC. FROM THE DATE OF ISSUANCE OF THESE DOCUMENTS. DUPLICATION OF THESE DOCUMENTS OR THE BUILT-WORK REPRESENTED BY THEM IS PROHIBITED WITHOUT THE EXPRESS WRITTEN CONSENT NATIONAL ENGINEERING & CONSULTING INC.

CLIENT:

OWNER:

PROJECT:

**OZARA**  
APARTMENT HOMES  
BUILDING FLOOR PLANS

JOB NUMBER

#	DESCRIPTION	DATE
90%	S.D.	2023.07.31
	ARCHITECTURAL REVIEW	2024.01.25

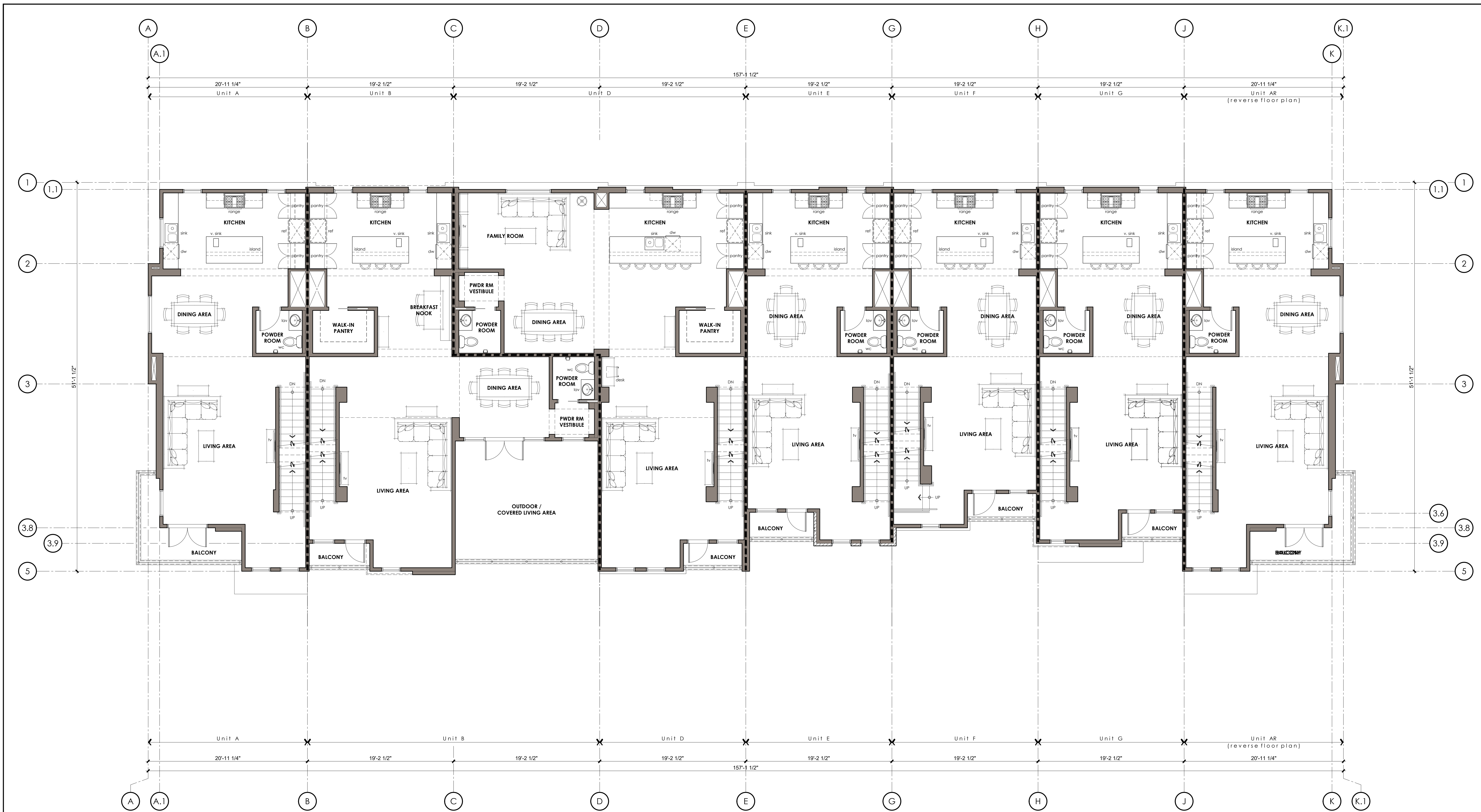
Plot Date: Jan 25, 2024 - 3:43pm

SHEET TITLE:

**BLDG 800**  
**BUILDING FLOOR PLAN**  
LEVEL 2

SHEET NO:

**A208.2**



**SECOND LEVEL BUILDING FLOOR PLAN**

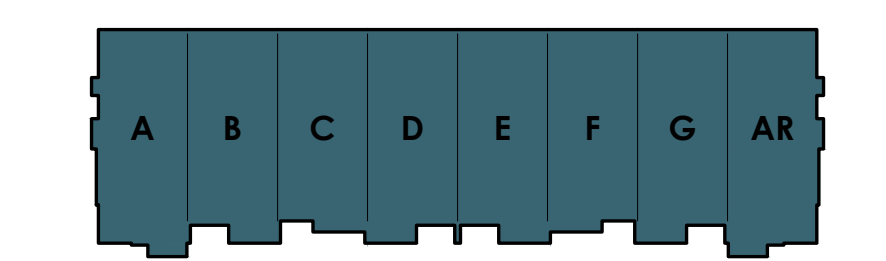
scale : 3/16" = 1'-0"

**BUILDING FLOOR PLAN NOTES**

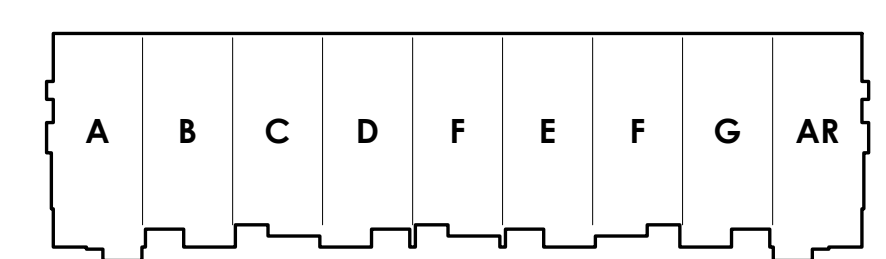
**BUILDING FLOOR PLAN KEY NOTES**

**BUILDING WALL LEGEND**

**KEY PLAN**




**BLDG 800**



**BLDG 900**





**NATIONAL**  
ENGINEERING & CONSULTING, INC.  
30 THOMAS IRVINE, CA 92618-2703  
PHONE: (949) 716-9990 | FAX: (949) 716-9997

STAMP:

**COPYRIGHT:**  
COPYRIGHT NOTICE:  
COPYRIGHT IS RETAINED BY NATIONAL  
ENGINEERING & CONSULTING, INC. FROM THE  
DATE OF ISSUANCE OF THESE DOCUMENTS.  
DUPLICATION OF THESE DOCUMENTS OR THE  
BUILT-WORK REPRESENTED BY THEM IS  
PROHIBITED WITHOUT THE EXPRESS WRITTEN  
CONSENT NATIONAL ENGINEERING &  
CONSULTING, INC.

CLIENT:

OWNER:

PROJECT:

**OZARA**  
APARTMENT HOMES  
BUILDING FLOOR PLANS

JOB NUMBER

#	DESCRIPTION	DATE
90%	S.D.	2023.07.31
	ARCHITECTURAL REVIEW	2024.01.25

Plot Date: Jan 25, 2024 - 3:43pm

SHEET TITLE:

**BLDG 800**  
**BUILDING FLOOR PLAN**  
LEVEL 3

SHEET NO:


**A208.3**



**THIRD LEVEL BUILDING FLOOR PLAN**

scale : 3/16" = 1'-0"

BUILDING FLOOR PLAN NOTES	BUILDING FLOOR PLAN KEY NOTES	BUILDING WALL LEGEND	KEY PLAN
			<p><b>BLDG 800</b></p> <p><b>BLDG 900</b></p>



**NATIONAL**  
ENGINEERING & CONSULTING, INC.  
30 THOMAS IRVINE, CA 92618-2703  
PHONE: (949) 716-9990 | FAX: (949) 716-9997

STAMP:

**COPYRIGHT:**  
COPYRIGHT NOTICE: COPYRIGHT IS RETAINED BY NATIONAL ENGINEERING & CONSULTING INC. FROM THE DATE OF ISSUANCE OF THESE DOCUMENTS. DUPLICATION OF THESE DOCUMENTS OR THE BUILT-WORK REPRESENTED BY THEM IS PROHIBITED WITHOUT THE EXPRESS WRITTEN CONSENT NATIONAL ENGINEERING & CONSULTING INC.

CLIENT:

OWNER:

PROJECT:

**OZARA**  
APARTMENT HOMES  
BUILDING FLOOR PLANS

JOB NUMBER

#	DESCRIPTION	DATE
90%	S.D.	2023.07.31
	ARCHITECTURAL REVIEW	2024.01.25

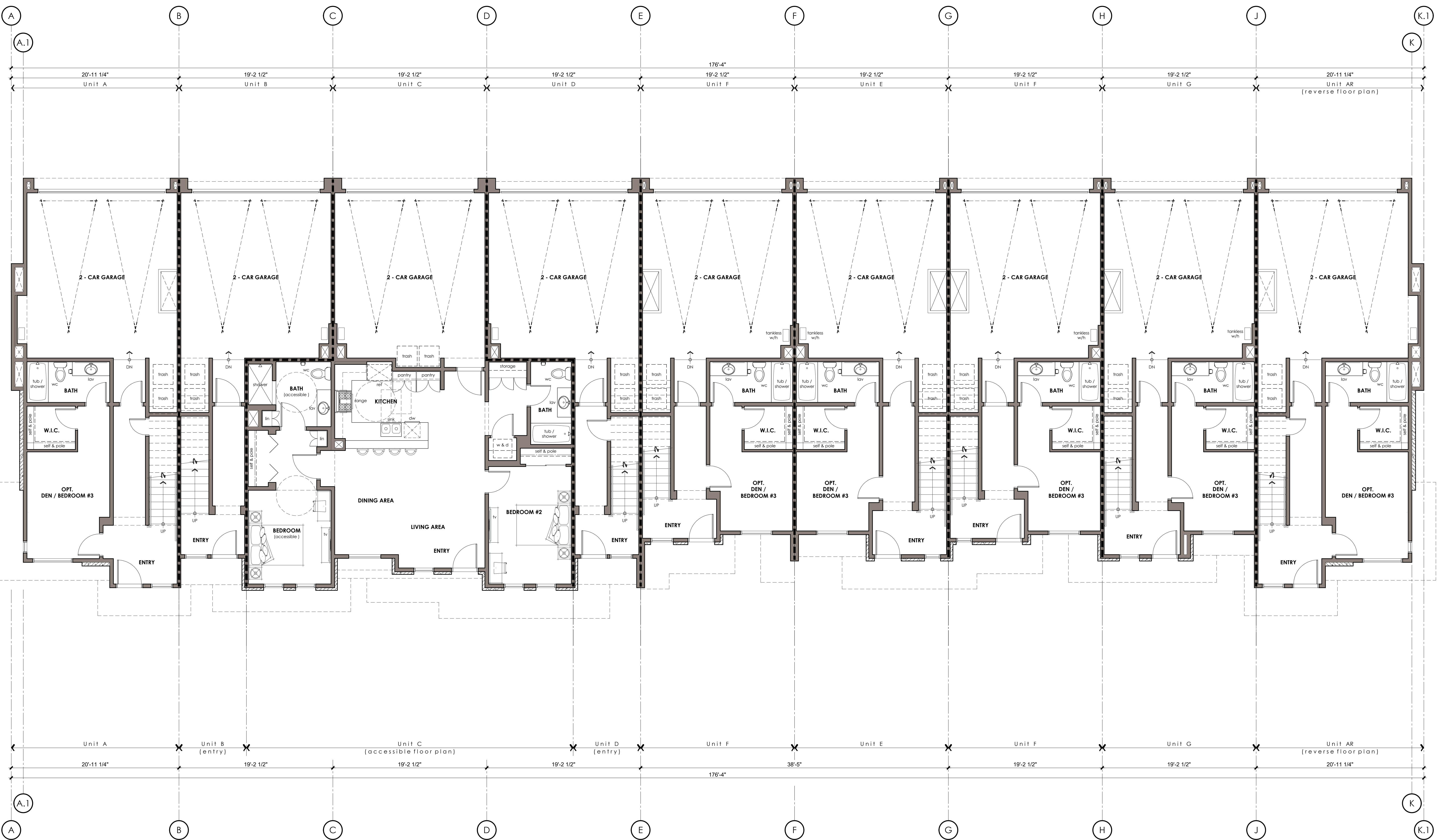
Plot Date: Jan 25, 2024 - 3:43pm

SHEET TITLE:

**BLDG 900**  
**BUILDING FLOOR PLAN**  
LEVEL 1

SHEET NO:

**A209.1**



**FIRST LEVEL BUILDING FLOOR PLAN**

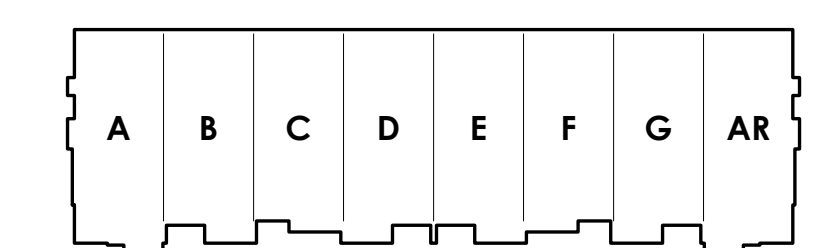
scale : 3/16" = 1'-0"

**BUILDING FLOOR PLAN NOTES**

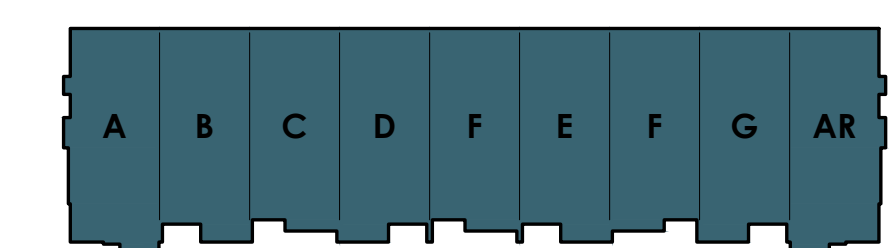
**BUILDING FLOOR PLAN KEY NOTES**

**BUILDING WALL LEGEND**


**KEY PLAN**



**BLDG 800**



**BLDG 900**



**NATIONAL**  
ENGINEERING & CONSULTING, INC.  
30 THOMAS IRVINE, CA 92618-2703  
PHONE: (949) 716-9990 | FAX: (949) 716-9997

STAMP:

**COPYRIGHT:**  
COPYRIGHT NOTICE: COPYRIGHT IS RETAINED BY NATIONAL ENGINEERING & CONSULTING, INC. FROM THE DATE OF ISSUANCE OF THESE DOCUMENTS. DUPLICATION OF THESE DOCUMENTS OR THE BUILT-WORK REPRESENTED BY THEM IS PROHIBITED WITHOUT THE EXPRESS WRITTEN CONSENT NATIONAL ENGINEERING & CONSULTING, INC.

CLIENT:

OWNER:

PROJECT:

**OZARA**  
APARTMENT HOMES  
BUILDING FLOOR PLANS

JOB NUMBER

#	DESCRIPTION	DATE
90%	S.D.	2023.07.31
	ARCHITECTURAL REVIEW	2024.01.25

Plot Date: Jan 25, 2024 - 3:43pm

SHEET TITLE:

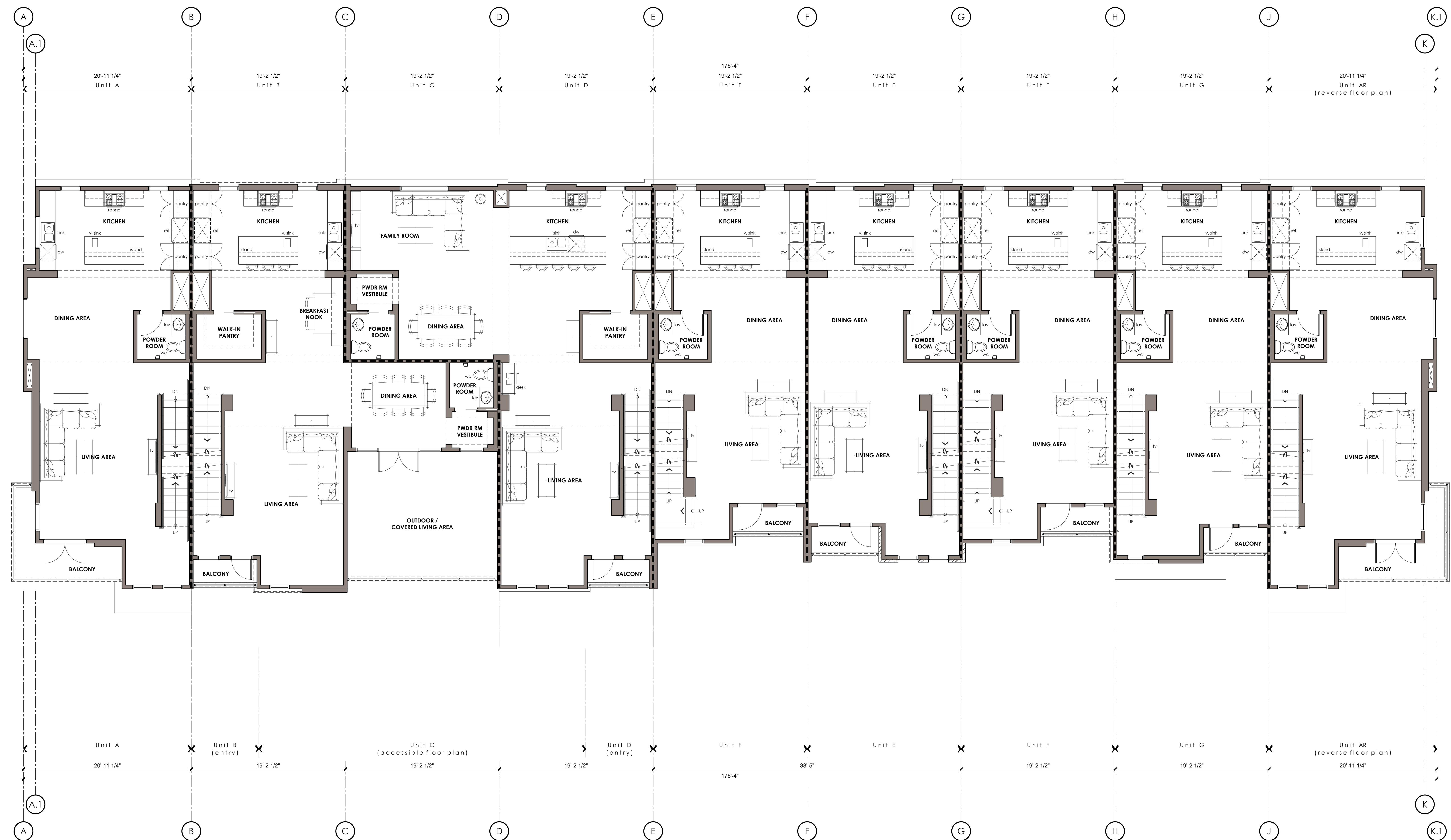
**BLDG 900**  
**BUILDING FLOOR PLAN**  
LEVEL 2

SHEET NO:

**A209.2**

**SECOND LEVEL BUILDING FLOOR PLAN**

scale : 3/16" = 1'-0"

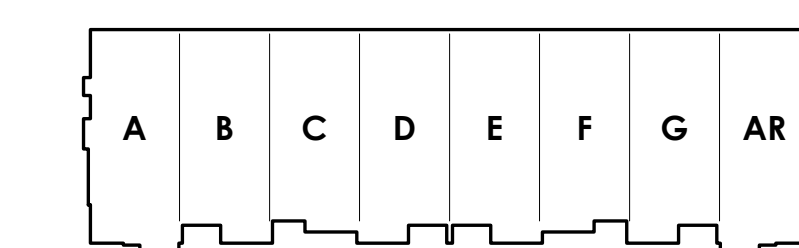


**BUILDING FLOOR PLAN NOTES**

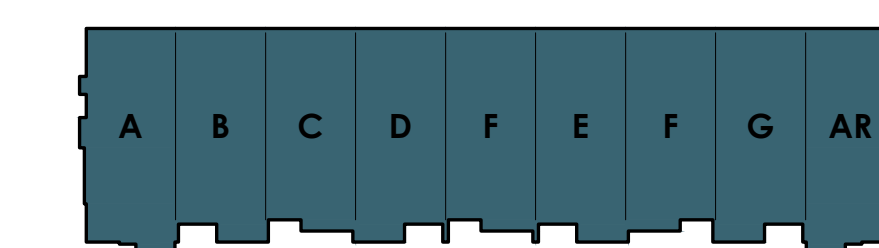
**BUILDING FLOOR PLAN KEY NOTES**

**BUILDING WALL LEGEND**


**KEY PLAN**



**BLDG 800**



**BLDG 900**



**NATIONAL**  
ENGINEERING & CONSULTING, INC.  
30 THOMAS IRVINE, CA 92618-2703  
PHONE: (949) 716-9990 | FAX: (949) 716-9997

STAMP:

**COPYRIGHT:**  
COPYRIGHT NOTICE: COPYRIGHT IS RETAINED BY NATIONAL ENGINEERING & CONSULTING, INC. FROM THE DATE OF ISSUANCE OF THESE DOCUMENTS. DUPLICATION OF THESE DOCUMENTS OR THE BUILT-WORK REPRESENTED BY THEM IS PROHIBITED WITHOUT THE EXPRESS WRITTEN CONSENT NATIONAL ENGINEERING & CONSULTING, INC.

CLIENT:

OWNER:

PROJECT:

**OZARA**  
APARTMENT HOMES  
BUILDING FLOOR PLANS

JOB NUMBER

#	DESCRIPTION	DATE
90%	S.D.	2023.07.31
	ARCHITECTURAL REVIEW	2024.01.25

Plot Date: Jan 25, 2024 - 3:44pm

SHEET TITLE:

**BLDG 900**  
**BUILDING FLOOR PLAN**  
LEVEL 3

SHEET NO:

**A209.3**

**THIRD LEVEL BUILDING FLOOR PLAN**

scale : 3/16" = 1'-0"

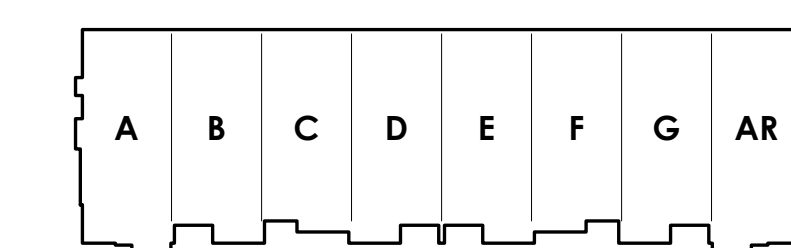


**BUILDING FLOOR PLAN NOTES**

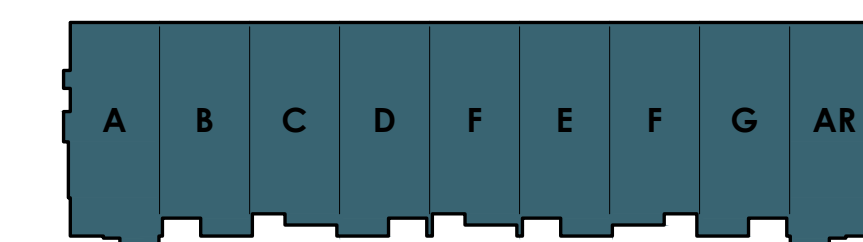
**BUILDING FLOOR PLAN KEY NOTES**

**BUILDING WALL LEGEND**


**KEY PLAN**



**BLDG 800**



**BLDG 900**



**NATIONAL**  
ENGINEERING & CONSULTING, INC.  
30 THOMAS IRVINE, CA 92618-2703  
PHONE: (949) 716-9990 | FAX: (949) 716-9997

STAMP:

**COPYRIGHT:**  
COPYRIGHT NOTICE:  
COPYRIGHT IS RETAINED BY NATIONAL  
ENGINEERING & CONSULTING INC. FROM THE  
DATE OF ISSUANCE OF THESE DOCUMENTS.  
DUPLICATION OF THESE DOCUMENTS OR THE  
BUILT-WORK REPRESENTED BY THEM IS  
PROHIBITED WITHOUT THE EXPRESS WRITTEN  
CONSENT NATIONAL ENGINEERING &  
CONSULTING INC.

CLIENT:

OWNER:

PROJECT:

**OZARA**  
APARTMENT HOMES  
EXTERIOR ELEVATIONS

JOB NUMBER

#	DESCRIPTION	DATE
90%	S.D.	2023.07.31
	ARCHITECTURAL REVIEW	2024.01.25

Plot Date: Jan 25, 2024 - 3:48pm

SHEET TITLE:

**BUILDING 800**  
EXTERIOR ELEVATIONS  
FRONT & REAR

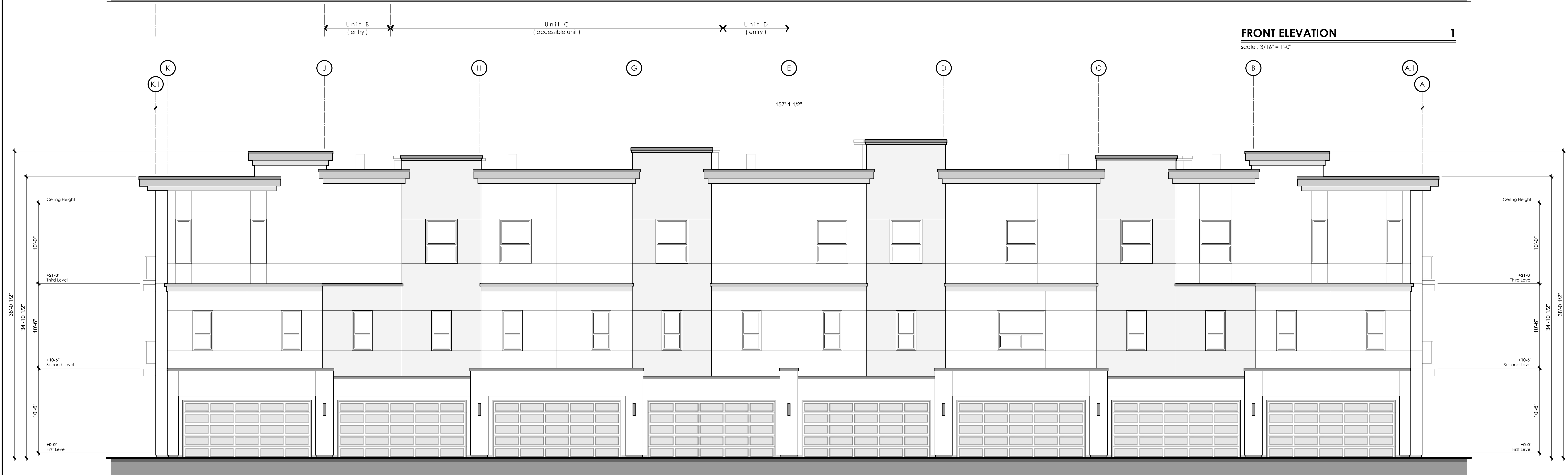
SHEET NO:

**A401.1**



**FRONT ELEVATION 1**

scale : 3/16" = 1'-0"



**REAR ELEVATION 2**

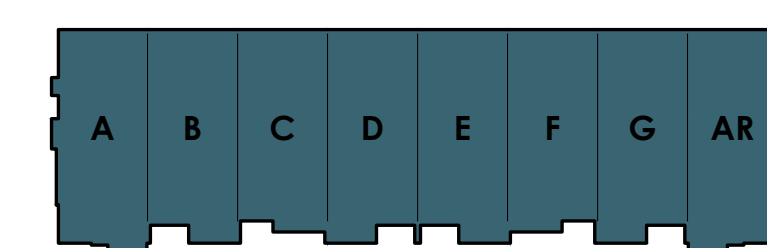
scale : 3/16" = 1'-0"

**EXTERIOR ELEVATION NOTES**

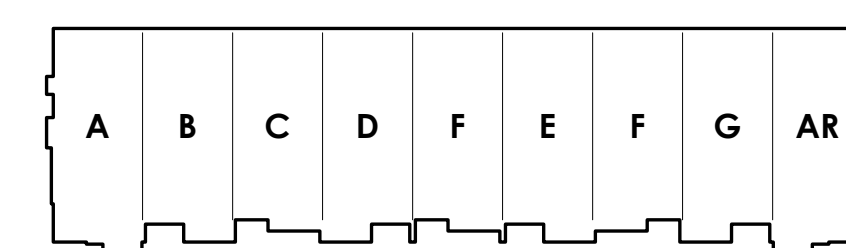
**EXTERIOR ELEVATION KEY NOTES**

**EXTERIOR ELEVATION LEGEND**


**KEY PLAN**



**BLDG 800**



**BLDG 900**



**NATIONAL**  
ENGINEERING & CONSULTING, INC.  
30 THOMAS IRVINE, CA 92618-2703  
PHONE: (949) 716-9990 | FAX: (949) 716-9997

STAMP:

**COPYRIGHT:**  
COPYRIGHT NOTICE: COPYRIGHT IS RETAINED BY NATIONAL ENGINEERING & CONSULTING, INC. FROM THE DATE OF ISSUANCE OF THESE DOCUMENTS. DUPLICATION OF THESE DOCUMENTS OR THE BUILT-WORK REPRESENTED BY THEM IS PROHIBITED WITHOUT THE EXPRESS WRITTEN CONSENT NATIONAL ENGINEERING & CONSULTING, INC.

CLIENT:

OWNER:

PROJECT:

**OZARA**  
APARTMENT HOMES  
EXTERIOR ELEVATIONS

JOB NUMBER

#	DESCRIPTION	DATE
90%	S.D.	2023.07.31
	ARCHITECTURAL REVIEW	2024.01.25

Plot Date: Jan 25, 2024 - 3:49pm

SHEET TITLE:

**BUILDING 800**  
EXTERIOR ELEVATIONS  
LEFT & RIGHT SIDE

SHEET NO:

**A401.2**



**RIGHT SIDE ELEVATION** **2**  
scale: 3/16" = 1'-0"



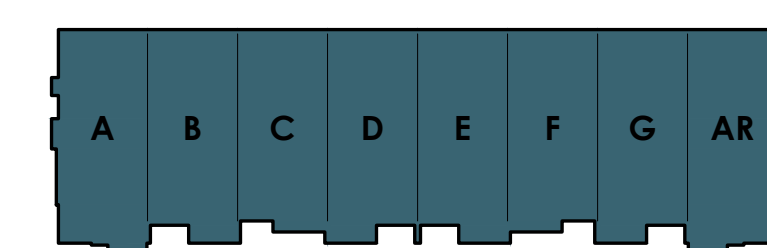
**LEFT SIDE ELEVATION** **1**  
scale: 3/16" = 1'-0"

EXTERIOR ELEVATION NOTES

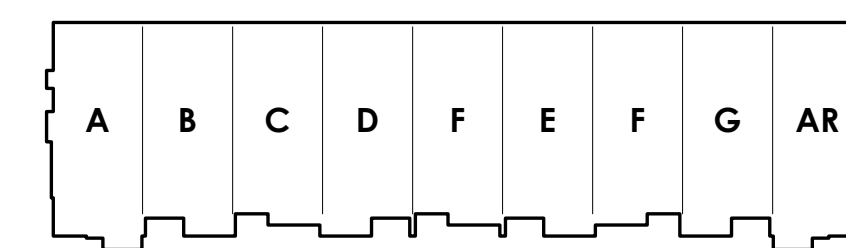
EXTERIOR ELEVATION KEY NOTES

EXTERIOR ELEVATION LEGEND


KEY PLAN



**BLDG 800**



**BLDG 900**



**NATIONAL**  
ENGINEERING & CONSULTING, INC.  
30 THOMAS IRVINE, CA 92618-2703  
PHONE: (949) 716-9990 | FAX: (949) 716-9997

STAMP:

**COPYRIGHT:**  
COPYRIGHT NOTICE:  
COPYRIGHT IS RETAINED BY NATIONAL  
ENGINEERING & CONSULTING INC. FROM THE  
DATE OF ISSUANCE OF THESE DOCUMENTS.  
DUPLICATION OF THESE DOCUMENTS OR THE  
BUILT-WORK REPRESENTED BY THEM IS  
PROHIBITED WITHOUT THE EXPRESS WRITTEN  
CONSENT NATIONAL ENGINEERING &  
CONSULTING INC.

CLIENT:

OWNER:

PROJECT:

**OZARA**  
APARTMENT HOMES  
EXTERIOR ELEVATIONS

JOB NUMBER

#	DESCRIPTION	DATE
90%	S.D.	2023.07.31
	ARCHITECTURAL REVIEW	2024.01.25

Plot Date: Jan 25, 2024 - 3:49pm

SHEET TITLE:

**BUILDING 900**  
EXTERIOR ELEVATIONS  
FRONT & REAR

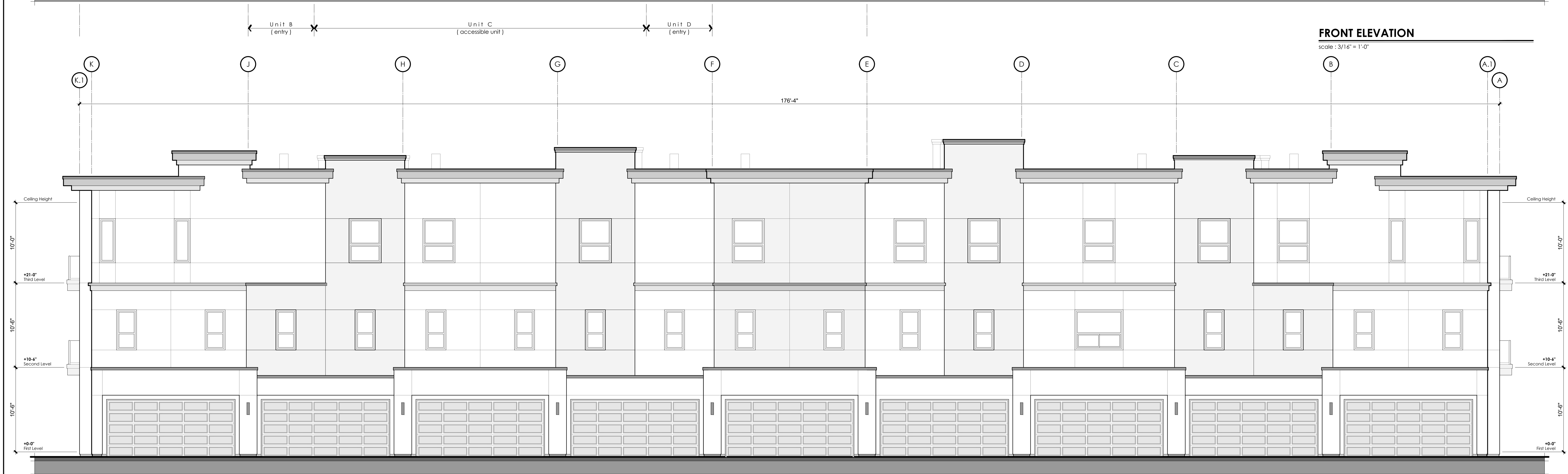
SHEET NO:

**A402.1**



**FRONT ELEVATION**

scale: 3/16" = 1'-0"



**REAR ELEVATION**

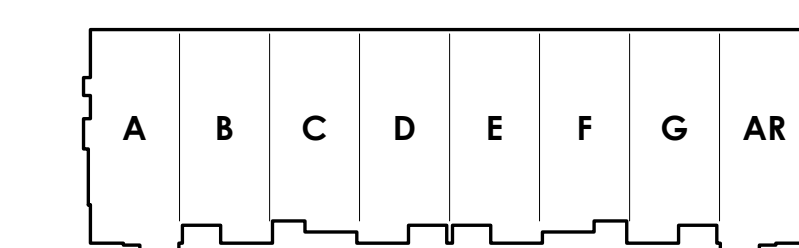
scale: 3/16" = 1'-0"

**EXTERIOR ELEVATION NOTES**

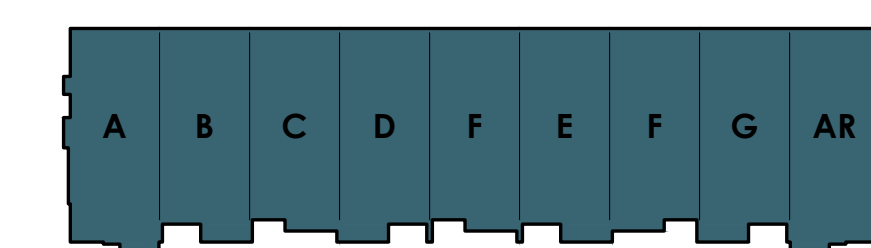
**EXTERIOR ELEVATION KEY NOTES**

**EXTERIOR ELEVATION LEGEND**


**KEY PLAN**



**BLDG 800**



**BLDG 900**



**NATIONAL**  
ENGINEERING & CONSULTING, INC.  
30 THOMAS IRVINE, CA 92618-2703  
PHONE: (949) 716-9990 | FAX: (949) 716-9997

STAMP:

**COPYRIGHT:**  
COPYRIGHT NOTICE:  
COPYRIGHT IS RETAINED BY NATIONAL  
ENGINEERING & CONSULTING, INC. FROM THE  
DATE OF ISSUANCE OF THESE DOCUMENTS.  
DUPLICATION OF THESE DOCUMENTS OR THE  
BUILT-WORK REPRESENTED BY THEM IS  
PROHIBITED WITHOUT THE EXPRESS WRITTEN  
CONSENT NATIONAL ENGINEERING &  
CONSULTING, INC.

CLIENT:

OWNER:

PROJECT:

**OZARA**  
APARTMENT HOMES  
EXTERIOR ELEVATIONS

JOB NUMBER

#	DESCRIPTION	DATE
90%	S.D.	2023.07.31
	ARCHITECTURAL REVIEW	2024.01.25

Plot Date: Jan 25, 2024 - 3:49pm

SHEET TITLE:

**BUILDING 900**  
EXTERIOR ELEVATIONS  
LEFT & RIGHT SIDE

SHEET NO:

**A402.2**



**RIGHT SIDE ELEVATION**

scale : 3/16" = 1'-0"



**LEFT SIDE ELEVATION**

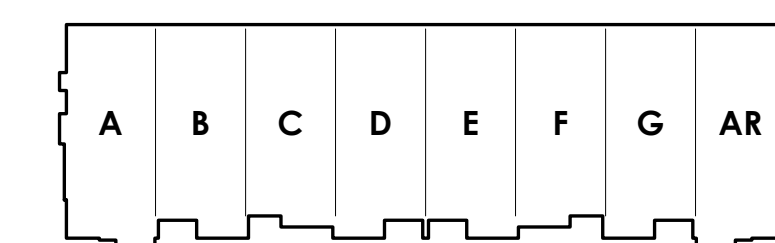
scale : 3/16" = 1'-0"

EXTERIOR ELEVATION NOTES

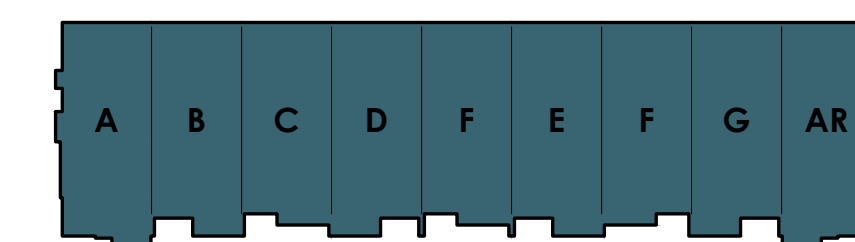
EXTERIOR ELEVATION KEY NOTES

EXTERIOR ELEVATION LEGEND

KEY PLAN




BLDG 800



BLDG 900





**NATIONAL**  
ENGINEERING & CONSULTING, INC.  
30 THOMAS IRVINE, CA 92618-2703  
PHONE: (949) 716-9990 | FAX: (949) 716-9997

STAMP:

**COPYRIGHT:**  
COPYRIGHT NOTICE: COPYRIGHT IS RETAINED BY NATIONAL ENGINEERING & CONSULTING, INC. FROM THE DATE OF ISSUANCE OF THESE DOCUMENTS. DUPLICATION OF THESE DOCUMENTS OR THE BUILT-WORK REPRESENTED BY THEM IS PROHIBITED WITHOUT THE EXPRESS WRITTEN CONSENT NATIONAL ENGINEERING & CONSULTING, INC.

CLIENT:

OWNER:

PROJECT:

**OZARA**  
APARTMENT HOMES  
BUILDING ROOF PLAN

JOB NUMBER

#	DESCRIPTION	DATE
90%	S.D.	2023.07.31
	ARCHITECTURAL REVIEW	2024.01.25

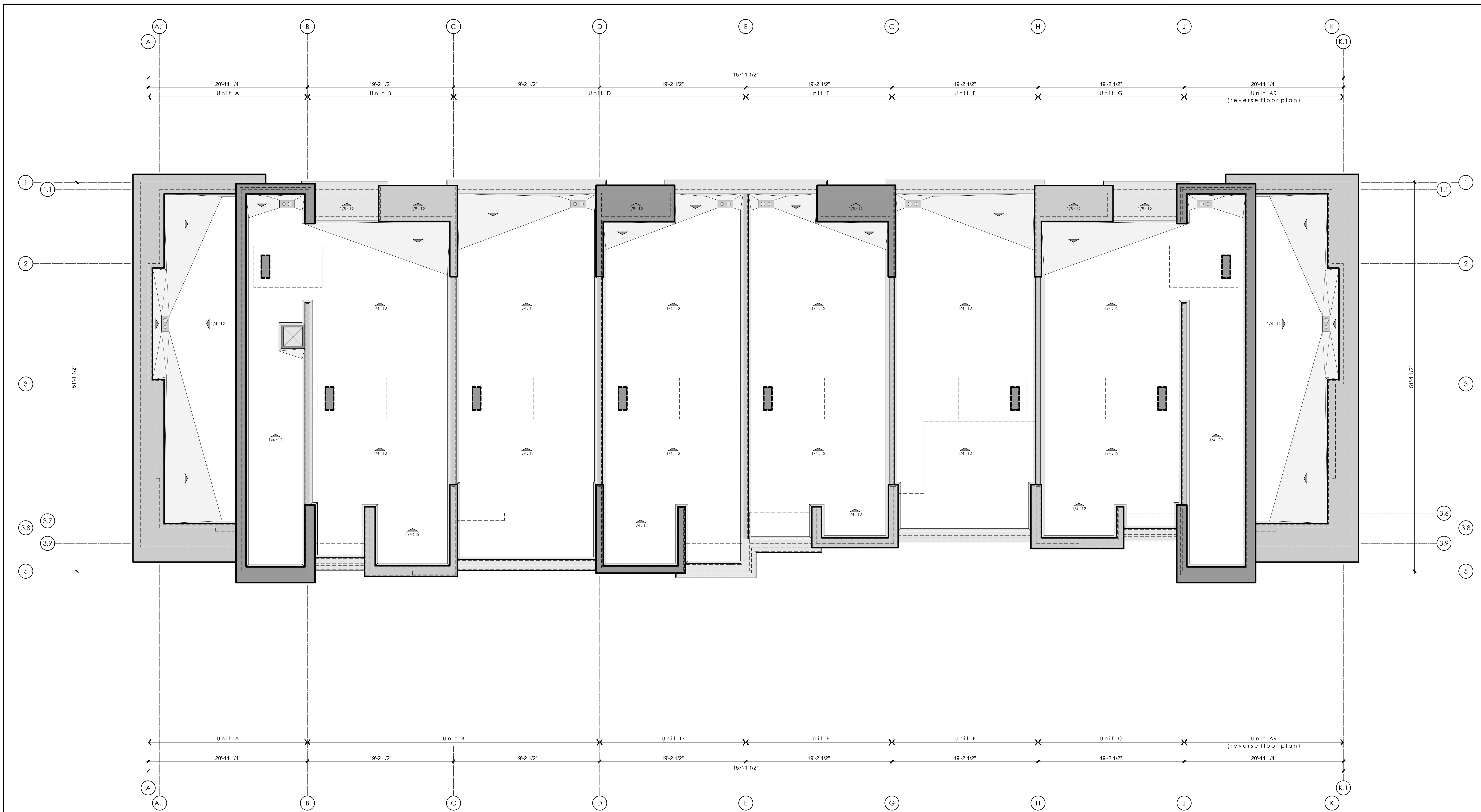
Plot Date: Jan 25, 2024 - 3:47pm

SHEET TITLE:

**BLDG 800**  
BUILDING PLAN  
ROOF PLAN

SHEET NO:

**A501.0**



**BUILDING ROOF PLAN**

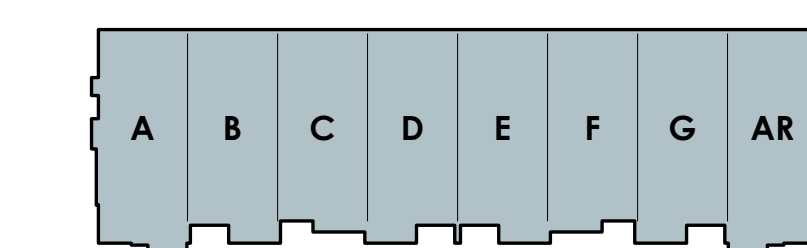
scale: 3/16" = 1'-0"

**BUILDING ROOF PLAN NOTES**

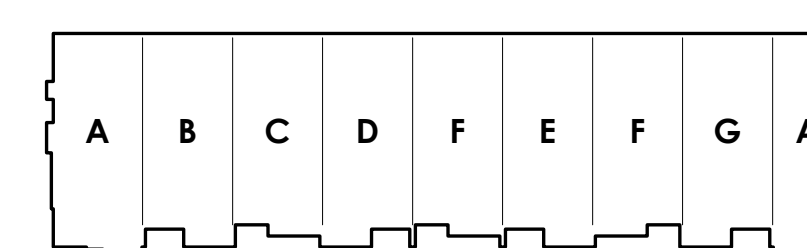
**BUILDING ROOF PLAN KEY NOTES**

**BUILDING ROOF LEGEND**


**KEY PLAN**



**BLDG 800**



**BLDG 900**



**NATIONAL**  
ENGINEERING & CONSULTING, INC.  
30 THOMAS IRVINE, CA 92618-2703  
PHONE: (949) 716-9990 | FAX: (949) 716-9997

STAMP:

**COPYRIGHT:**  
COPYRIGHT NOTICE: NATIONAL ENGINEERING & CONSULTING, INC. FROM THE DATE OF ISSUANCE OF THESE DOCUMENTS. DUPLICATION OF THESE DOCUMENTS OR THE BUILT-WORK REPRESENTED BY THEM IS PROHIBITED WITHOUT THE EXPRESS WRITTEN CONSENT NATIONAL ENGINEERING & CONSULTING, INC.

CLIENT:

OWNER:

PROJECT:

**OZARA**  
APARTMENT HOMES  
BUILDING ROOF PLAN

JOB NUMBER

#	DESCRIPTION	DATE
90%	S.D.	2023.07.31
	ARCHITECTURAL REVIEW	2024.01.25

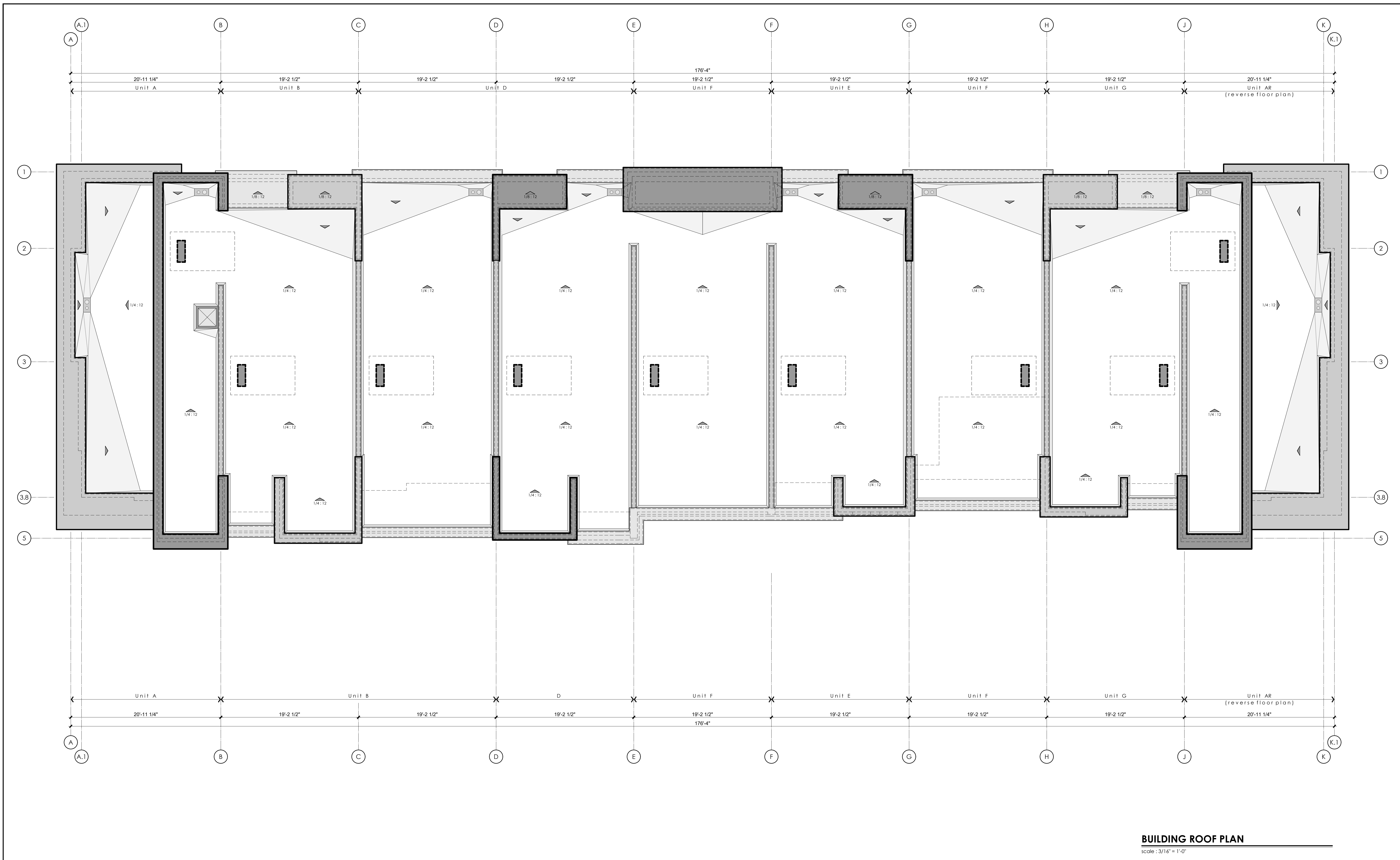
Plot Date: Jan 25, 2024 - 3:47pm

SHEET TITLE:

**BLDG 900**  
BUILDING PLAN  
ROOF PLAN

SHEET NO:

**A502.0**



**BUILDING ROOF PLAN**


scale: 3/16" = 1'-0"

BUILDING ROOF PLAN NOTES	BUILDING ROOF PLAN KEY NOTES			BUILDING ROOF LEGEND	KEY PLAN
					<p>The key plan section contains two diagrams. The top diagram, labeled 'BLDG 800', shows a row of units labeled A, B, C, D, E, F, G, and AR. The bottom diagram, labeled 'BLDG 900', shows a similar row of units labeled A, B, C, D, F, E, F, G, and AR. The units are represented by simple rectangular outlines with their respective labels inside.</p>

# OZARA CLUBHOUSE

SCHEMATIC DESIGN AND DEVELOPMENT

City of Coachella • Riverside County • CALIFORNIA



**NATIONAL**  
ENGINEERING & CONSULTING, INC.  
30 THOMAS IRVINE, CA 92618-2703  
PHONE: (949) 716-9990 | FAX: (949) 716-9997

STAMP:

**COPYRIGHT:**  
COPYRIGHT NOTICE: FROM THE DATE OF ISSUANCE OF THESE DOCUMENTS, DUPLICATION OF THESE DOCUMENTS OR THE BUILT-WORK REPRESENTED BY THEM IS PROHIBITED WITHOUT THE EXPRESS WRITTEN CONSENT OF NATIONAL ENGINEERING & CONSULTING, INC.

CLIENT:

OWNER:

PROJECT:

## OZARA CLUBHOUSE BUILDING FOOTPRINT

JOB NUMBER		
#	DESCRIPTION	DATE
	90% S.D.	2023.07.31
	ARCHITECTURAL REVIEW	2024.01.25

Plot Date: Jan 25, 2024 - 4:05pm

SHEET TITLE:

TITLE SHEET

SHEET NO:

# T101

### ABBREVIATIONS SYMBOLS LEGEND PROJECT DIRECTORY PROJECT DATA SHEET INDEX SHEET INDEX

ABBREVIATIONS	SYMBOLS LEGEND	PROJECT DIRECTORY	PROJECT DATA	SHEET INDEX	SHEET INDEX
A. And A.1. Anchor Bolt A.2. Asphalt Conc. A.3. A/C A.4. A/C A.5. A/C A.6. A/C A.7. A/C A.8. A/C A.9. A/C A.10. A/C A.11. A/C A.12. A/C A.13. A/C A.14. A/C A.15. A/C A.16. A/C A.17. A/C A.18. A/C A.19. A/C A.20. A/C A.21. A/C A.22. A/C A.23. A/C A.24. A/C A.25. A/C A.26. A/C A.27. A/C A.28. A/C A.29. A/C A.30. A/C A.31. A/C A.32. A/C A.33. A/C A.34. A/C A.35. A/C A.36. A/C A.37. A/C A.38. A/C A.39. A/C A.40. A/C A.41. A/C A.42. A/C A.43. A/C A.44. A/C A.45. A/C A.46. A/C A.47. A/C A.48. A/C A.49. A/C A.50. A/C A.51. A/C A.52. A/C A.53. A/C A.54. A/C A.55. A/C A.56. A/C A.57. A/C A.58. A/C A.59. A/C A.60. A/C A.61. A/C A.62. A/C A.63. A/C A.64. A/C A.65. A/C A.66. A/C A.67. A/C A.68. A/C A.69. A/C A.70. A/C A.71. A/C A.72. A/C A.73. A/C A.74. A/C A.75. A/C A.76. A/C A.77. A/C A.78. A/C A.79. A/C A.80. A/C A.81. A/C A.82. A/C A.83. A/C A.84. A/C A.85. A/C A.86. A/C A.87. A/C A.88. A/C A.89. A/C A.90. A/C A.91. A/C A.92. A/C A.93. A/C A.94. A/C A.95. A/C A.96. A/C A.97. A/C A.98. A/C A.99. A/C A.100. A/C	<p><b>ARCHITECT:</b></p> <p><b>NATIONAL ENG. &amp; CONSULTING, INC.</b> 30 THOMAS IRVINE, CA 92618</p> <p>Phone: 949-716-9990 FAX: 949-716-9997 Contact: Jonathan Werner Email: jonathan.werner@nationaleng.com</p>	<p><b>LEGAL JURISDICTION:</b> City of Coachella, Riverside County, CA.</p> <p><b>BUILDING CODE:</b> Building Code: List applicable building codes the following codes are in effect for this project.</p> <p><b>2022 California Administrative Code, (CAC) Title 24 - Part 1.</b></p> <p><b>2022 California Building Code, (CBC) Title 24 - Part 2. Base on 2018 International Building Code, (IBC).</b></p> <p><b>2022 California Electrical Code, (CEC) Title 24 - Part 3. Base on 2017 National Electrical Code, (NEC).</b></p> <p><b>2022 California Mechanical Code, (CMC) Title 24 - Part 4. Base on 2018 Uniform Mechanical Code, (UMC).</b></p> <p><b>2022 California Plumbing Code, (CPC) Title 24 - Part 5. Base on 2018 Uniform Plumbing Code, (UPC).</b></p> <p><b>2022 California Energy Code, (CEC) Title 24 - Part 6. Base on 2018 International Energy Conservation Code, (IECC).</b></p> <p><b>2022 California Historical Building Code, (HBC) Title 24 - Part 8. Base on 2018 International Existing Building Code, (IEBC).</b></p> <p><b>2022 California Fire Code, (CFC) Title 24 - Part 9. Base on 2018 International Fire Code, (IFC).</b></p> <p><b>2022 California Existing Building Code, (EBC) Title 24 - Part 10. Base on 2018 International Existing Building Code, (IEBC).</b></p> <p><b>2022 California Green Building Standards Code, (CAL Green) Title 24 - Part 11.</b></p> <p><b>2022 California Referenced Standards, Title 24 - Part 12.</b></p> <p>State of California Codes are based on 2018 International Building Code (IBC) with City/County Amendments.</p> <p><b>SCOPE OF WORK:</b> CLUBHOUSE: Construction Type: B / A-3 Occupancy Group: 1 Number Of Stories: 1 Sprinklered</p>	<p><b>DRAWN BY:</b> JJ</p> <p><b>CHECKED BY:</b> JW / JL</p> <p>2023.07.31 Schematic Design</p>	<p><b>SHEET NUMBER</b>     <b>DRAWING DESCRIPTION</b></p> <p><b>ARCHITECTURAL</b></p> <p>T101 Clubhouse Title Sheet</p> <p>A201 Clubhouse Floor Plan</p> <p>A301 Clubhouse Exterior Elevations</p> <p>A302 Clubhouse Exterior Elevations</p> <p>A401 Clubhouse Building Sections</p> <p>A501 Clubhouse Roof Plan</p>	


ABBREVIATIONS	SYMBOLS LEGEND	PROJECT DIRECTORY	PROJECT DATA	SHEET INDEX	SHEET INDEX
B. Building Dept. B.1. Board B.2. Board B.3. Board B.4. Board B.5. Board B.6. Board B.7. Board B.8. Board B.9. Board B.10. Board B.11. Board B.12. Board B.13. Board B.14. Board B.15. Board B.16. Board B.17. Board B.18. Board B.19. Board B.20. Board B.21. Board B.22. Board B.23. Board B.24. Board B.25. Board B.26. Board B.27. Board B.28. Board B.29. Board B.30. Board B.31. Board B.32. Board B.33. Board B.34. Board B.35. Board B.36. Board B.37. Board B.38. Board B.39. Board B.40. Board B.41. Board B.42. Board B.43. Board B.44. Board B.45. Board B.46. Board B.47. Board B.48. Board B.49. Board B.50. Board B.51. Board B.52. Board B.53. Board B.54. Board B.55. Board B.56. Board B.57. Board B.58. Board B.59. Board B.60. Board B.61. Board B.62. Board B.63. Board B.64. Board B.65. Board B.66. Board B.67. Board B.68. Board B.69. Board B.70. Board B.71. Board B.72. Board B.73. Board B.74. Board B.75. Board B.76. Board B.77. Board B.78. Board B.79. Board B.80. Board B.81. Board B.82. Board B.83. Board B.84. Board B.85. Board B.86. Board B.87. Board B.88. Board B.89. Board B.90. Board B.91. Board B.92. Board B.93. Board B.94. Board B.95. Board B.96. Board B.97. Board B.98. Board B.99. Board B.100. Board	<p><b>SEPARATE PERMITS</b></p>	<p><b>VICINITY MAP</b></p>	<p><b>PROJECT LOCATION</b></p>		

ABBREVIATIONS	SYMBOLS LEGEND	PROJECT DIRECTORY	PROJECT DATA	SHEET INDEX	SHEET INDEX
C. Cement C.1. Cement C.2. Cement C.3. Cement C.4. Cement C.5. Cement C.6. Cement C.7. Cement C.8. Cement C.9. Cement C.10. Cement C.11. Cement C.12. Cement C.13. Cement C.14. Cement C.15. Cement C.16. Cement C.17. Cement C.18. Cement C.19. Cement C.20. Cement C.21. Cement C.22. Cement C.23. Cement C.24. Cement C.25. Cement C.26. Cement C.27. Cement C.28. Cement C.29. Cement C.30. Cement C.31. Cement C.32. Cement C.33. Cement C.34. Cement C.35. Cement C.36. Cement C.37. Cement C.38. Cement C.39. Cement C.40. Cement C.41. Cement C.42. Cement C.43. Cement C.44. Cement C.45. Cement C.46. Cement C.47. Cement C.48. Cement C.49. Cement C.50. Cement C.51. Cement C.52. Cement C.53. Cement C.54. Cement C.55. Cement C.56. Cement C.57. Cement C.58. Cement C.59. Cement C.60. Cement C.61. Cement C.62. Cement C.63. Cement C.64. Cement C.65. Cement C.66. Cement C.67. Cement C.68. Cement C.69. Cement C.70. Cement C.71. Cement C.72. Cement C.73. Cement C.74. Cement C.75. Cement C.76. Cement C.77. Cement C.78. Cement C.79. Cement C.80. Cement C.81. Cement C.82. Cement C.83. Cement C.84. Cement C.85. Cement C.86. Cement C.87. Cement C.88. Cement C.89. Cement C.90. Cement C.91. Cement C.92. Cement C.93. Cement C.94. Cement C.95. Cement C.96. Cement C.97. Cement C.98. Cement C.99. Cement C.100. Cement	<p><b>SEPARATE PERMITS</b></p>	<p><b>VICINITY MAP</b></p>	<p><b>PROJECT LOCATION</b></p>		

ABBREVIATIONS	SYMBOLS LEGEND	PROJECT DIRECTORY	PROJECT DATA	SHEET INDEX	SHEET INDEX
D. Drain D.1. Drain D.2. Drain D.3. Drain D.4. Drain D.5. Drain D.6. Drain D.7. Drain D.8. Drain D.9. Drain D.10. Drain D.11. Drain D.12. Drain D.13. Drain D.14. Drain D.15. Drain D.16. Drain D.17. Drain D.18. Drain D.19. Drain D.20. Drain D.21. Drain D.22. Drain D.23. Drain D.24. Drain D.25. Drain D.26. Drain D.27. Drain D.28. Drain D.29. Drain D.30. Drain D.31. Drain D.32. Drain D.33. Drain D.34. Drain D.35. Drain D.36. Drain D.37. Drain D.38. Drain D.39. Drain D.40. Drain D.41. Drain D.42. Drain D.43. Drain D.44. Drain D.45. Drain D.46. Drain D.47. Drain D.48. Drain D.49. Drain D.50. Drain D.51. Drain D.52. Drain D.53. Drain D.54. Drain D.55. Drain D.56. Drain D.57. Drain D.58. Drain D.59. Drain D.60. Drain D.61. Drain D.62. Drain D.63. Drain D.64. Drain D.65. Drain D.66. Drain D.67. Drain D.68. Drain D.69. Drain D.70. Drain D.71. Drain D.72. Drain D.73. Drain D.74. Drain D.75. Drain D.76. Drain D.77. Drain D.78. Drain D.79. Drain D.80. Drain D.81. Drain D.82. Drain D.83. Drain D.84. Drain D.85. Drain D.86. Drain D.87. Drain D.88. Drain D.89. Drain D.90. Drain D.91. Drain D.92. Drain D.93. Drain D.94. Drain D.95. Drain D.96. Drain D.97. Drain D.98. Drain D.99. Drain D.100. Drain	<p><b>SEPARATE PERMITS</b></p>	<p><b>VICINITY MAP</b></p>	<p><b>PROJECT LOCATION</b></p>		

ABBREVIATIONS	SYMBOLS LEGEND	PROJECT DIRECTORY	PROJECT DATA	SHEET INDEX	SHEET INDEX
E. Each E.1. Each E.2. Each E.3. Each E.4. Each E.5. Each E.6. Each E.7. Each E.8. Each E.9. Each E.10. Each E.11. Each E.12. Each E.13. Each E.14. Each E.15. Each E.16. Each E.17. Each E.18. Each E.19. Each E.20. Each E.21. Each E.22. Each E.23. Each E.24. Each E.25. Each E.26. Each E.27. Each E.28. Each E.29. Each E.30. Each E.31. Each E.32. Each E.33. Each E.34. Each E.35. Each E.36. Each E.37. Each E.38. Each E.39. Each E.40. Each E.41. Each E.42. Each E.43. Each E.44. Each E.45. Each E.46. Each E.47. Each E.48. Each E.49. Each E.50. Each E.51. Each E.52. Each E.53. Each E.54. Each E.55. Each E.56. Each E.57. Each E.58. Each E.59. Each E.60. Each E.61. Each E.62. Each E.63. Each E.64. Each E.65. Each E.66. Each E.67. Each E.68. Each E.69. Each E.70. Each E.71. Each E.72. Each E.73. Each E.74. Each E.75. Each E.76. Each E.77. Each E.78. Each E.79. Each E.80. Each E.81. Each E.82. Each E.83. Each E.84. Each E.85. Each E.86. Each E.87. Each E.88. Each E.89. Each E.90. Each E.91. Each E.92. Each E.93. Each E.94. Each E.95. Each E.96. Each E.97. Each E.98. Each E.99. Each E.100. Each	<p><b>SEPARATE PERMITS</b></p>	<p><b>VICINITY MAP</b></p>	<p><b>PROJECT LOCATION</b></p>		

ABBREVIATIONS	SYMBOLS LEGEND	PROJECT DIRECTORY	PROJECT DATA	SHEET INDEX	SHEET INDEX
F. Fabric F.1. Fabric F.2. Fabric F.3. Fabric F.4. Fabric F.5. Fabric F.6. Fabric F.7. Fabric F.8. Fabric F.9. Fabric F.10. Fabric F.11. Fabric F.12. Fabric F.13. Fabric F.14. Fabric F.15. Fabric F.16. Fabric F.17. Fabric F.18. Fabric F.19. Fabric F.20. Fabric F.21. Fabric F.22. Fabric F.23. Fabric F.24. Fabric F.25. Fabric F.26. Fabric F.27. Fabric F.28. Fabric F.29. Fabric F.30. Fabric F.31. Fabric F.32. Fabric F.33. Fabric F.34. Fabric F.35. Fabric F.36. Fabric F.37. Fabric F.38. Fabric F.39. Fabric F.40. Fabric F.41. Fabric F.42. Fabric F.43. Fabric F.44. Fabric F.45. Fabric F.46. Fabric F.47. Fabric F.48. Fabric F.49. Fabric F.50. Fabric F.51. Fabric F.52. Fabric F.53. Fabric F.54. Fabric F.55. Fabric F.56. Fabric F.57. Fabric F.58. Fabric F.59. Fabric F.60. Fabric F.61. Fabric F.62. Fabric F.63. Fabric F.64. Fabric F.65. Fabric F.66. Fabric F.67. Fabric F.68. Fabric F.69. Fabric F.70. Fabric F.71. Fabric F.72. Fabric F.73. Fabric F.74. Fabric F.75. Fabric F.76. Fabric F.77. Fabric F.78. Fabric F.79. Fabric F.80. Fabric F.81. Fabric F.82. Fabric F.83. Fabric F.84. Fabric F.85. Fabric F.86. Fabric F.87. Fabric F.88. Fabric F.89. Fabric F.90. Fabric F.91. Fabric F.92. Fabric F.93. Fabric F.94. Fabric F.95. Fabric F.96. Fabric F.97. Fabric F.98. Fabric F.99. Fabric F.100. Fabric	<p><b>SEPARATE PERMITS</b></p>	<p><b>VICINITY MAP</b></p>	<p><b>PROJECT LOCATION</b></p>		



**NATIONAL**  
ENGINEERING & CONSULTING, INC.  
30 THOMAS IRVINE, CA 92618-2703  
PHONE: (949) 716-9990 | FAX: (949) 716-9997

STAMP:

**COPYRIGHT:**  
COPYRIGHT NOTICE: COPYRIGHT IS RETAINED BY NATIONAL ENGINEERING & CONSULTING, INC. FROM THE DATE OF ISSUANCE OF THESE DOCUMENTS. DUPLICATION OF THESE DOCUMENTS OR THE BUILT-WORK REPRESENTED BY THEM IS PROHIBITED WITHOUT THE EXPRESS WRITTEN CONSENT NATIONAL ENGINEERING & CONSULTING, INC.

CLIENT:

OWNER:

PROJECT:

**OZARA**  
CLUBHOUSE  
BUILDING FOOTPRINT

JOB NUMBER

#	DESCRIPTION	DATE
1	90% S.D.	2023.07.31
2	ARCHITECTURAL REVIEW	2024.01.25

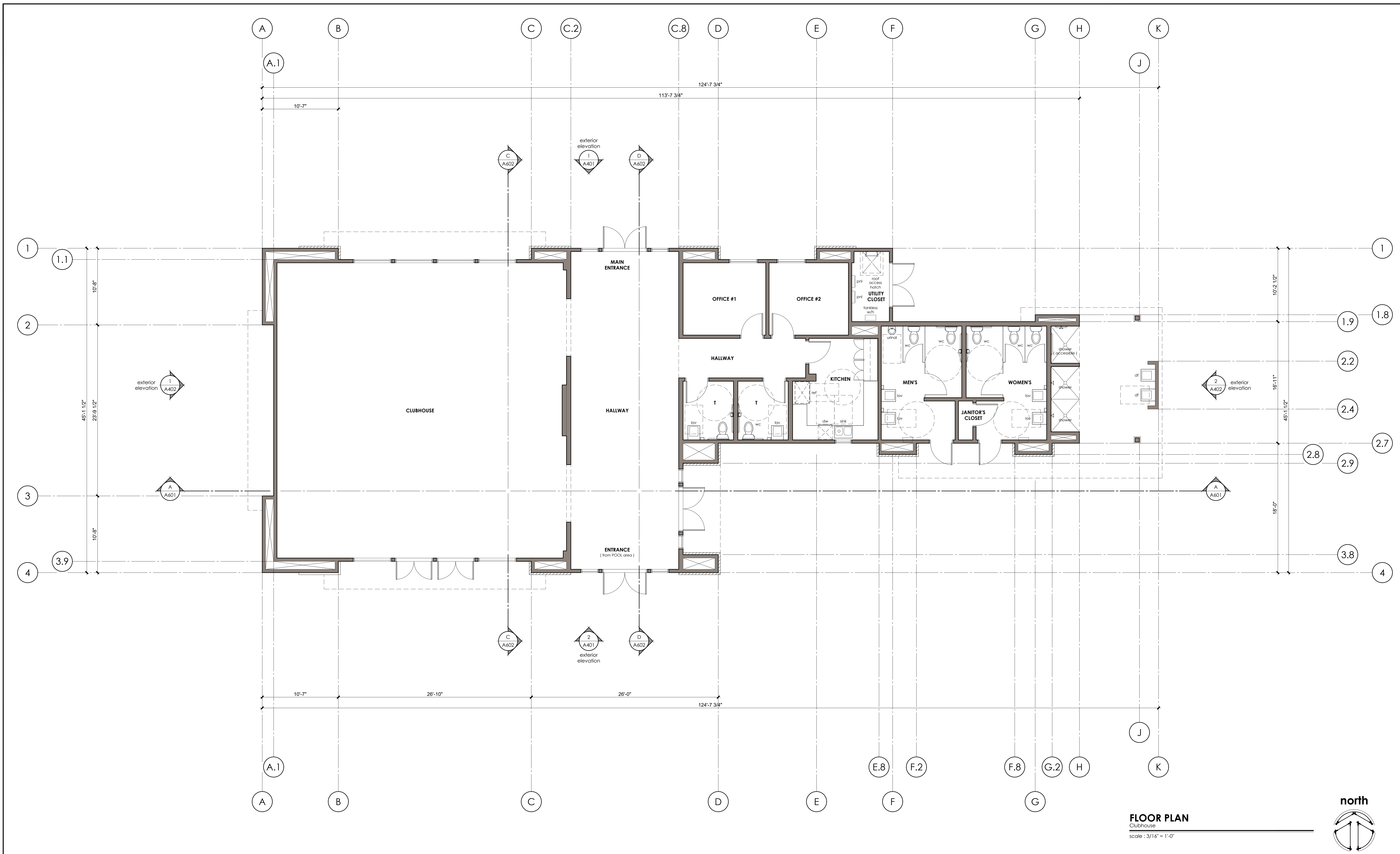
Plot Date: Jan 25, 2024 - 4:10pm

SHEET TITLE:

**CLUBHOUSE**  
FLOOR PLAN

SHEET NO:

**A201**



**FLOOR PLAN**  
Clubhouse  
scale : 3/16" = 1'-0"

**CLUBHOUSE FLOOR PLAN NOTES**

**GENERAL NOTES**

- 
- 
- 
- 
- 
- 
- 
- 

**CLUBHOUSE FLOOR PLAN KEY NOTES**


1	STUCCO EXTERIOR FINISH
2	BRICK VENEER
3	ROOF CANOPY
4	LOW WALL
5	
6	
7	
8	
9	

**LEGEND**

**KEY PLAN**

**LEGEND**

**KEY PLAN**



**NATIONAL**  
ENGINEERING & CONSULTING, INC.  
30 THOMAS IRVINE, CA 92618-2703  
PHONE: (949) 716-9990 | FAX: (949) 716-9997

STAMP:

**COPYRIGHT:**  
COPYRIGHT NOTICE: COPYRIGHT IS RETAINED BY NATIONAL ENGINEERING & CONSULTING, INC. FROM THE DATE OF ISSUANCE OF THESE DOCUMENTS. DUPLICATION OF THESE DOCUMENTS OR THE BUILT-WORK REPRESENTED BY THEM IS PROHIBITED WITHOUT THE EXPRESS WRITTEN CONSENT NATIONAL ENGINEERING & CONSULTING, INC.

CLIENT:

OWNER:

PROJECT:

**OZARA**

**CLUBHOUSE**  
RESIDENTIAL DEVELOPMENT

JOB NUMBER

#	DESCRIPTION	DATE
90%	S.D.	2023.07.31
	ARCHITECTURAL REVIEW	2024.01.25

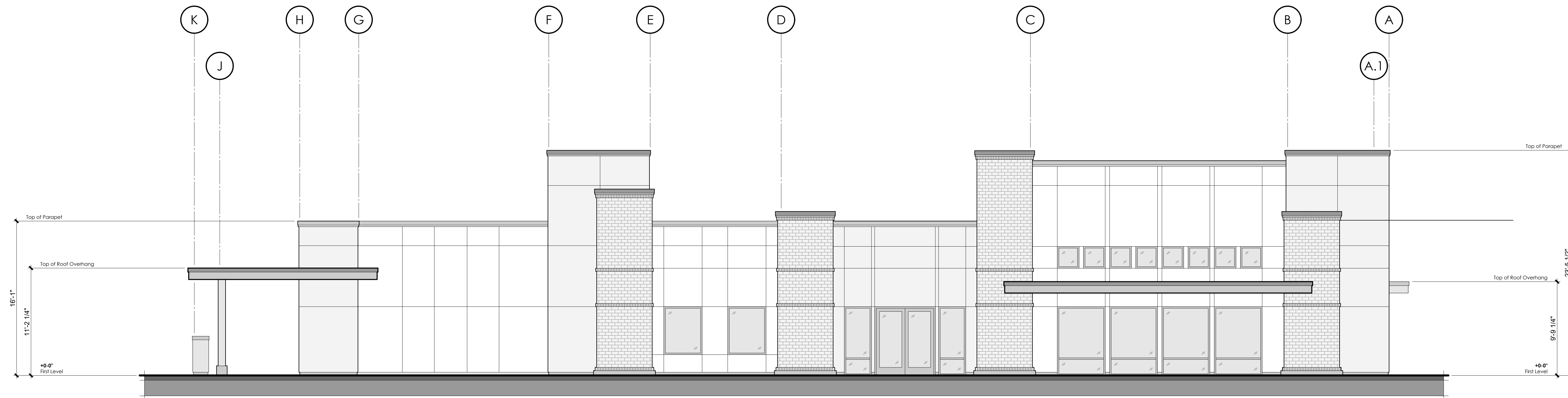
Plot Date: Jan 25, 2024 - 4:09pm

SHEET TITLE:

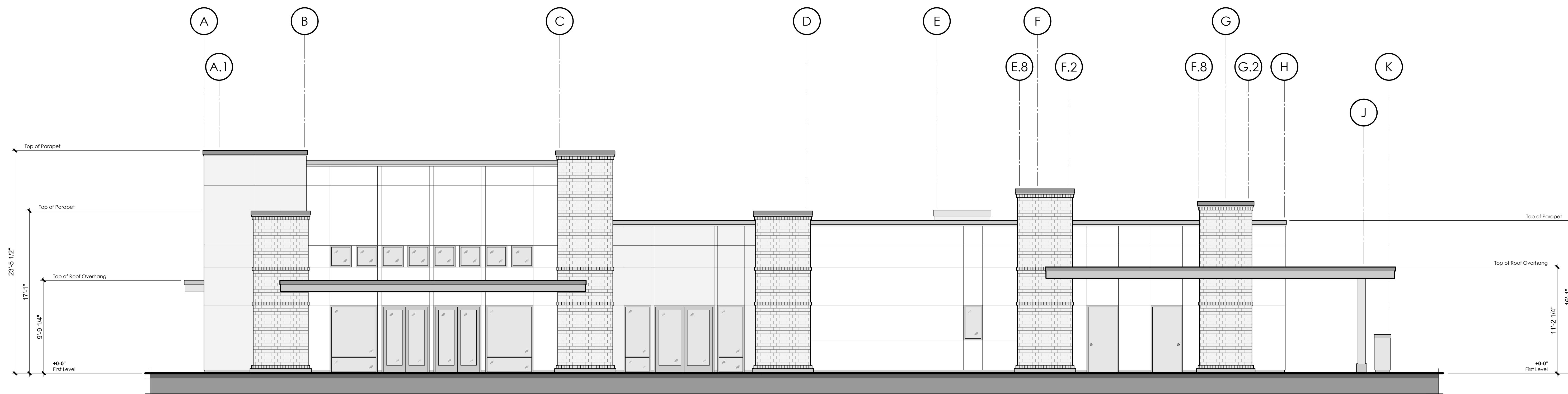
**EXTERIOR ELEVATIONS  
CLUBHOUSE  
NORTH & SOUTH**

SHEET NO:

**A301**



**NORTH ELEVATION** ( front elevation ) **1**  
Clubhouse  
scale : 3/16" = 1'-0"



**SOUTH ELEVATION** ( rear elevation ) **2**  
Clubhouse  
scale : 3/16" = 1'-0"

**EXTERIOR ELEVATION NOTES**


- GENERAL NOTES**
- REFER TO UNIT FLOOR PLANS FOR ADDITIONAL NOTES AND DIMENSIONS
  - PENETRATIONS OF FIRE-RESISTIVE WALLS, FLOOR-CEILINGS AND ROOF-CEILINGS SHALL BE PROTECTED AS REQUIRED IN IRC SECTION R302.4 & R302.5

**EXTERIOR ELEVATION KEY NOTES**

- UTILITY EQUIPMENT AND SERVICE PANELS - VERIFY LOCATION
- INTEGRALLY ILLUMINATED ADDRESS PANEL, 6" MIN. HIGH BUILDING ADDRESS CHARACTERS PLACED IN SUCH A POSITION TO BE PLAINLY VISIBLE FROM THE STREET. CONNECT OF PHOTO CELL.
- COACH LIGHT LOCATION
- AIR CONDITIONING CONDENSER LOCATION
- STUCCO - DASH FINISH - REFER TO ESR-1194 FOR STUCCO SYSTEM
- STUCCO - 16/20 SAND FINISH - REFER TO ESR-1194 FOR STUCCO SYSTEM
- STUCCO - VENETIAN FINISH - REFER TO ESR-1194 FOR STUCCO SYSTEM
- FRY REGLET
- SMOOTH FINISH TRIM
- SMOOTH FINISH LAP STRAND SIDING
- PLUMBING FIXTURE ABOVE ( TYP ) SEE UPPER FLOOR PLAN
- DUCT CHASE

**EXTERIOR ELEVATION LEGEND**

**KEY PLAN**



**NATIONAL**  
ENGINEERING & CONSULTING, INC.  
30 THOMAS IRVINE, CA 92618-2703  
PHONE: (949) 716-9990 | FAX: (949) 716-9997

STAMP:

**COPYRIGHT:**  
COPYRIGHT NOTICE:  
COPYRIGHT IS RETAINED BY NATIONAL  
ENGINEERING & CONSULTING, INC. FROM THE  
DATE OF ISSUANCE OF THESE DOCUMENTS.  
DUPLICATION OF THESE DOCUMENTS OR THE  
BUILT-WORK REPRESENTED BY THEM IS  
PROHIBITED WITHOUT THE EXPRESS WRITTEN  
CONSENT NATIONAL ENGINEERING &  
CONSULTING, INC.

CLIENT:

OWNER:

PROJECT:

**OZARA**  
CLUBHOUSE  
RESIDENTIAL DEVELOPMENT

JOB NUMBER

#	DESCRIPTION	DATE
90%	S.D.	2023.07.31
	ARCHITECTURAL REVIEW	2024.01.25

Plot Date: Jan 25, 2024 - 4:10pm

SHEET TITLE:

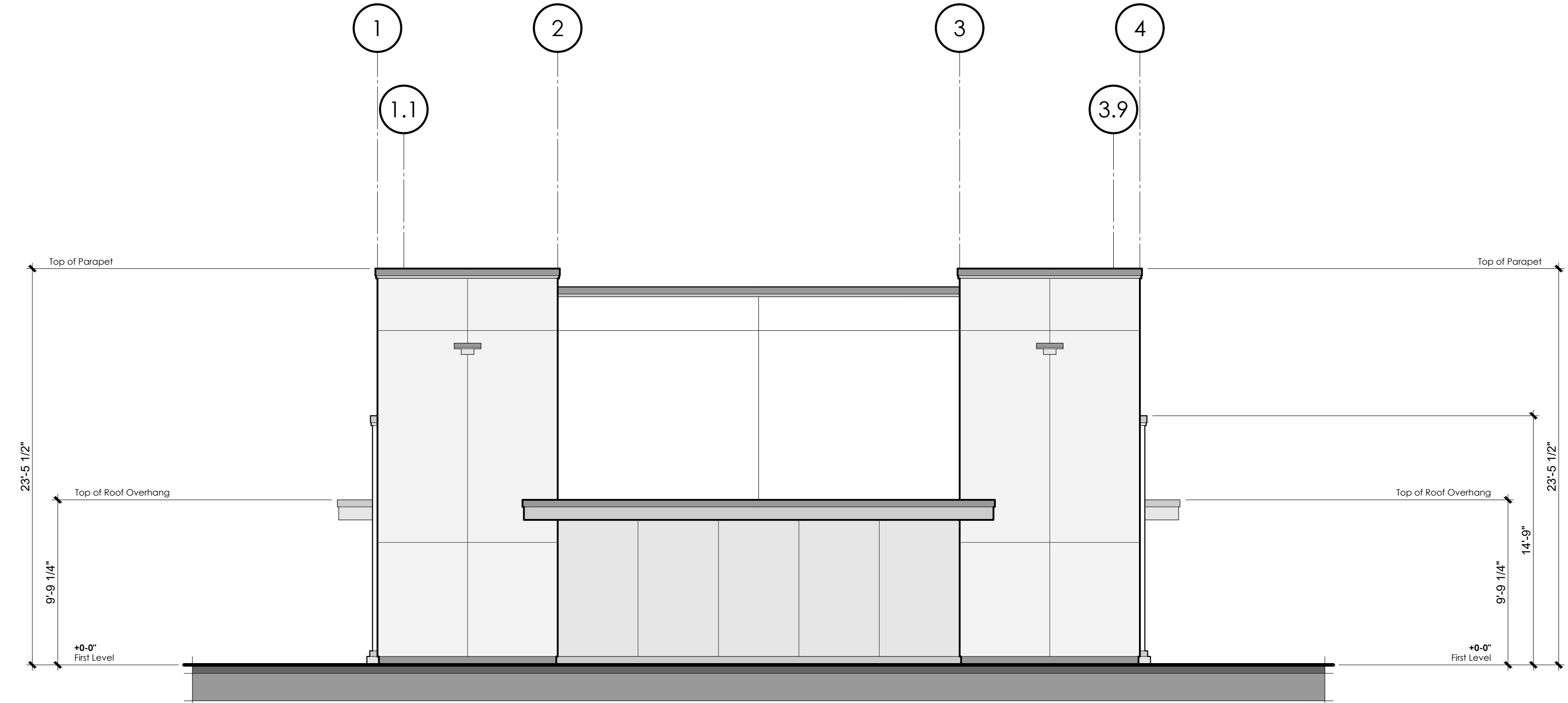
**EXTERIOR ELEVATIONS  
CLUBHOUSE  
EAST & WEST**

SHEET NO:

**A302**



**EAST ELEVATION**  
Clubhouse  
scale: 3/16" = 1'-0" **2**



**WEST ELEVATION**  
Clubhouse  
scale: 3/16" = 1'-0" **1**

**EXTERIOR ELEVATION NOTES**


- GENERAL NOTES**
- REFER TO UNIT FLOOR PLANS FOR ADDITIONAL NOTES AND DIMENSIONS
  - PENETRATIONS OF FIRE-RESISTIVE WALLS, FLOOR-CEILINGS AND ROOF-CEILINGS SHALL BE PROTECTED AS REQUIRED IN IRC SECTION R302.4 & R302.5

**EXTERIOR ELEVATION KEY NOTES**

- UTILITY EQUIPMENT AND SERVICE PANELS - VERIFY LOCATION
- INTEGRALLY ILLUMINATED ADDRESS PANEL, 6" MIN. HIGH BUILDING ADDRESS CHARACTERS PLACED IN SUCH A POSITION TO BE PLAINLY VISIBLE FROM THE STREET. CONNECT OF PHOTO CELL.
- COACH LIGHT LOCATION
- AIR CONDITIONING CONDENSER LOCATION
- STUCCO - DASH FINISH - REFER TO ESR-1194 FOR STUCCO SYSTEM
- STUCCO - 16/20 SAND FINISH - REFER TO ESR-1194 FOR STUCCO SYSTEM
- STUCCO - VENETIAN FINISH - REFER TO ESR-1194 FOR STUCCO SYSTEM
- FRY REGLET
- SMOOTH FINISH TRIM
- SMOOTH FINISH LAP STRAND SIDING
- PLUMBING FIXTURE ABOVE (TYP) SEE UPPER FLOOR PLAN
- DUCT CHASE

**EXTERIOR ELEVATION LEGEND**

**KEY PLAN**



**NATIONAL**  
ENGINEERING & CONSULTING, INC.  
30 THOMAS IRVINE, CA 92618-2703  
PHONE: (949) 716-9990 | FAX: (949) 716-9997

STAMP:

COPYRIGHT:  
COPYRIGHT NOTICE:  
COPYRIGHT IS RETAINED BY NATIONAL  
ENGINEERING & CONSULTING, INC. FROM THE  
DATE OF ISSUANCE OF THESE DOCUMENTS.  
DUPLICATION OF THESE DOCUMENTS OR THE  
BUILT-WORK REPRESENTED BY THEM IS  
PROHIBITED WITHOUT THE EXPRESS WRITTEN  
CONSENT NATIONAL ENGINEERING &  
CONSULTING, INC.

CLIENT:

OWNER:

PROJECT:

**OZARA**  
**CLUBHOUSE**  
**BUILDING SECTIONS**

JOB NUMBER

#	DESCRIPTION	DATE
90%	S.D.	2023.07.31
	ARCHITECTURAL REVIEW	2024.01.25

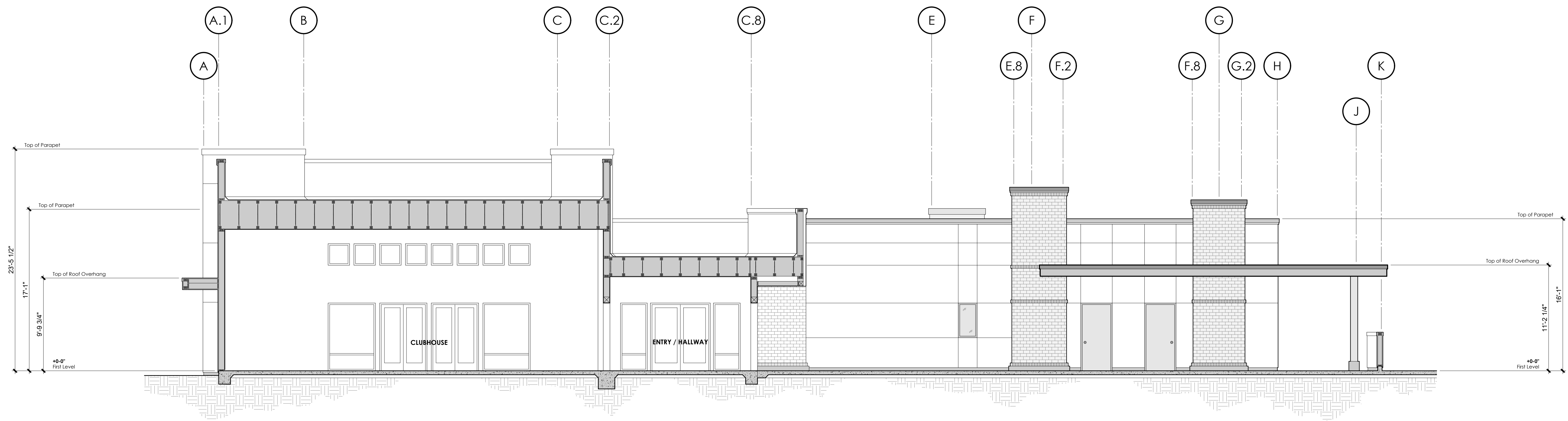
Plot Date: Jan 25, 2024 - 4:07pm

SHEET TITLE:

**BUILDING SECTIONS**  
**CLUBHOUSE**  
**NORTH & SOUTH**

SHEET NO:

**A401**



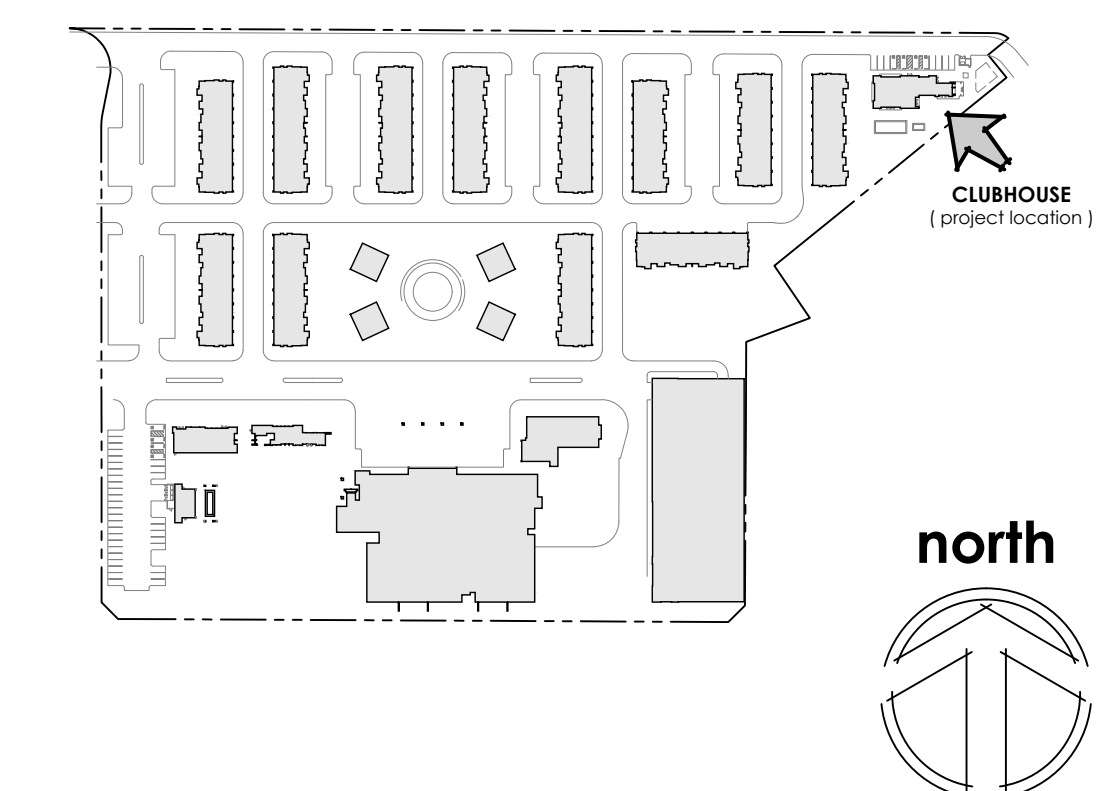
**BUILDING SECTION** (south elevation) **A**  
Clubhouse  
scale: 3/16" = 1'-0"


BUILDING SECTION NOTES

BUILDING SECTION KEY NOTES

LEGEND

KEY PLAN





**NATIONAL**  
ENGINEERING & CONSULTING, INC  
30 THOMAS IRVINE, CA 92618-2703  
PHONE: (949) 716-9990 | FAX: (949) 716-9997

STAMP:

**COPYRIGHT:**  
COPYRIGHT NOTICE: COPYRIGHT IS RETAINED BY NATIONAL ENGINEERING & CONSULTING, INC. FROM THE DATE OF ISSUANCE OF THESE DOCUMENTS. DUPLICATION OF THESE DOCUMENTS OR THE BUILT-WORK REPRESENTED BY THEM IS PROHIBITED WITHOUT THE EXPRESS WRITTEN CONSENT NATIONAL ENGINEERING & CONSULTING, INC.

CLIENT:

OWNER:

PROJECT:

**OZARA**  
**CLUBHOUSE**  
**BUILDING SECTIONS**

JOB NUMBER

#	DESCRIPTION	DATE
90%	S.D.	2023.07.31
	ARCHITECTURAL REVIEW	2024.01.25

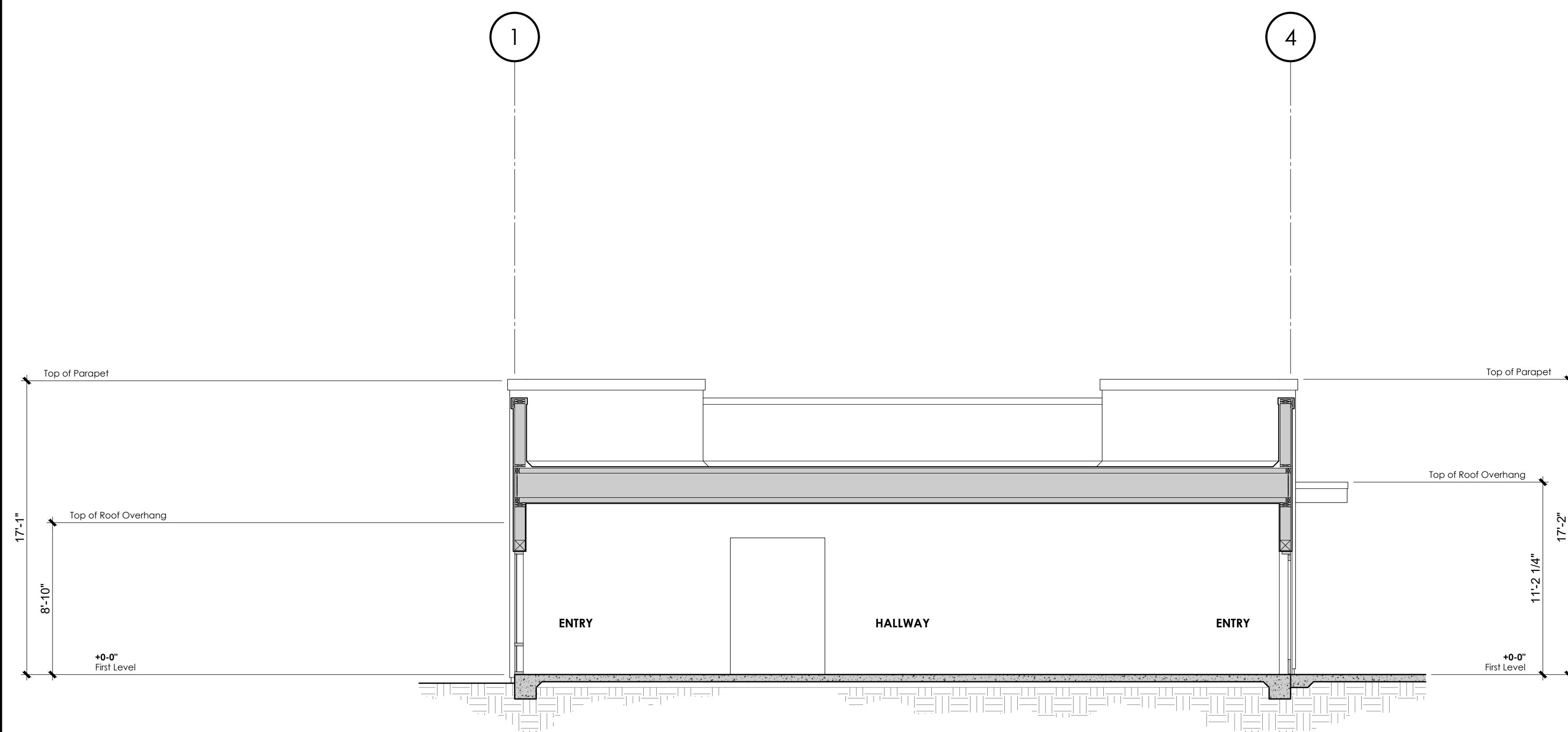
Plot Date: Jan 25, 2024 - 4:07pm

SHEET TITLE:

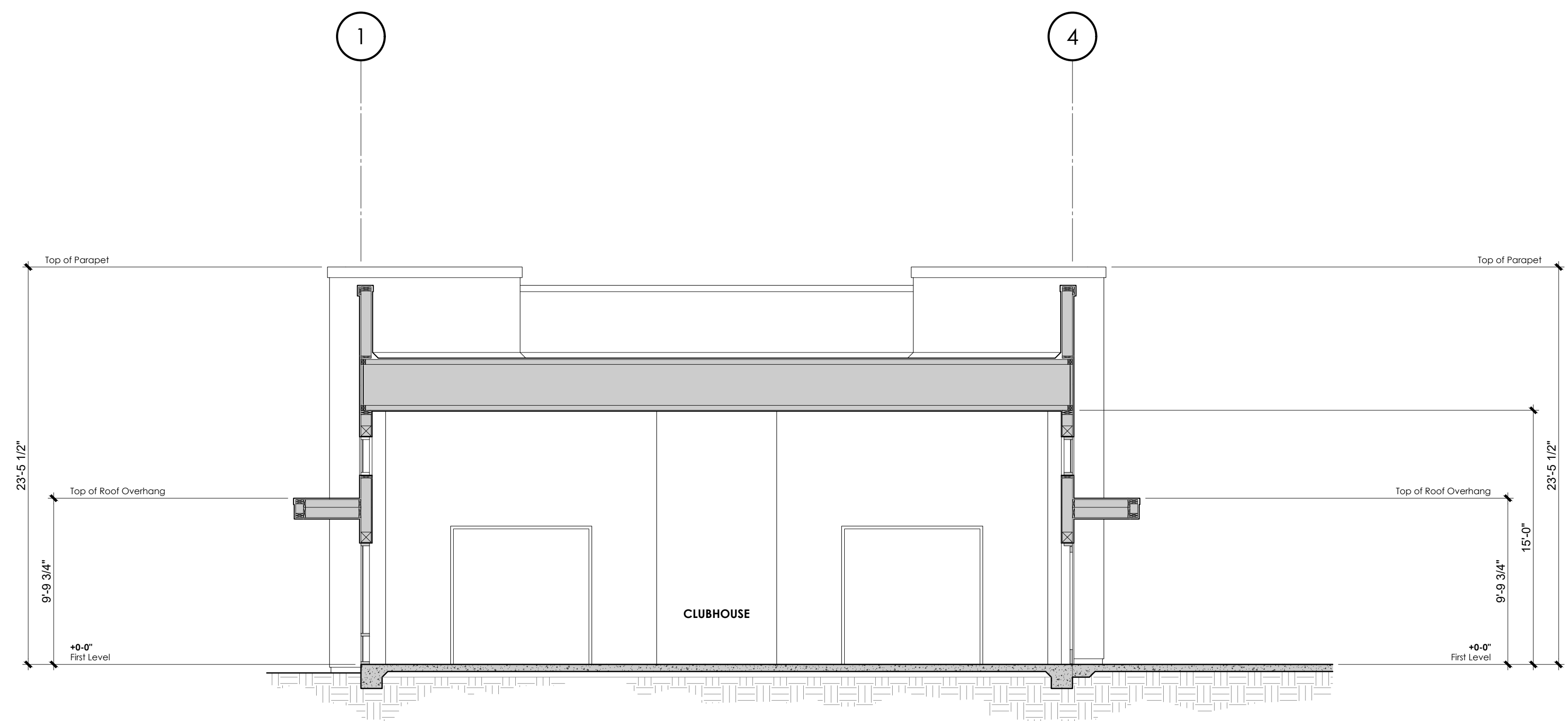
**BUILDING SECTIONS**  
**CLUBHOUSE**  
**EAST & WEST**

SHEET NO:

**A402**



**BUILDING SECTION B**  
Clubhouse  
scale: 3/16" = 1'-0"



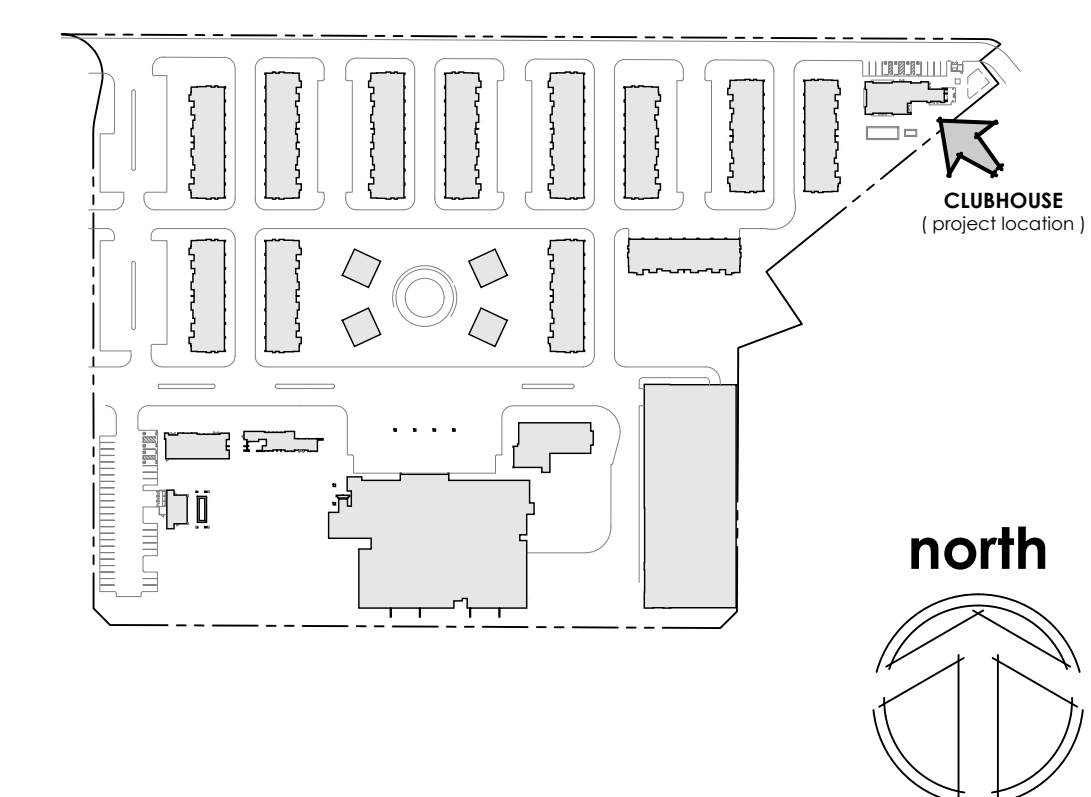
**BUILDING SECTION A**  
Clubhouse  
scale: 3/16" = 1'-0"

BUILDING SECTION NOTES


BUILDING SECTION KEY NOTES

LEGEND

KEY PLAN







**NATIONAL**  
ENGINEERING & CONSULTING, INC.  
30 THOMAS IRVINE, CA 92618-2703  
PHONE: (949) 716-9990 | FAX: (949) 716-9997

STAMP:

**COPYRIGHT:**  
COPYRIGHT NOTICE: COPYRIGHT IS RETAINED BY NATIONAL ENGINEERING & CONSULTING, INC. FROM THE DATE OF ISSUANCE OF THESE DOCUMENTS. DUPLICATION OF THESE DOCUMENTS OR THE BUILT-WORK REPRESENTED BY THEM IS PROHIBITED WITHOUT THE EXPRESS WRITTEN CONSENT NATIONAL ENGINEERING & CONSULTING, INC.

CLIENT:

OWNER:

PROJECT:

**OZARA**  
CLUBHOUSE  
BUILDING ROOF PLAN

JOB NUMBER

#	DESCRIPTION	DATE
90%	S.D.	2023.07.31
	ARCHITECTURAL REVIEW	2024.01.25

Plot Date: Jan 25, 2024 - 4:08pm

SHEET TITLE:

**ROOF PLAN  
CLUBHOUSE**

SHEET NO:

**A501**



**CLUBHOUSE ROOF PLAN NOTES**

**CLUBHOUSE ROOF PLAN KEY NOTES**

**LEGEND**

**KEY PLAN**

