



City of Coachella

MOTORCYCLE
ENFORCEMENT DEPUTY

LT. RANDY VASQUEZ - 2022

Traffic Related Issues



- RECKLESS DRIVING
- SPEEDING
- TRAFFIC COLLISIONS
- DRIVING UNDER THE INFLUENCE (ALCOHOL & DRUGS)
- STOPLIGHT/STOP SIGN VIOLATIONS.

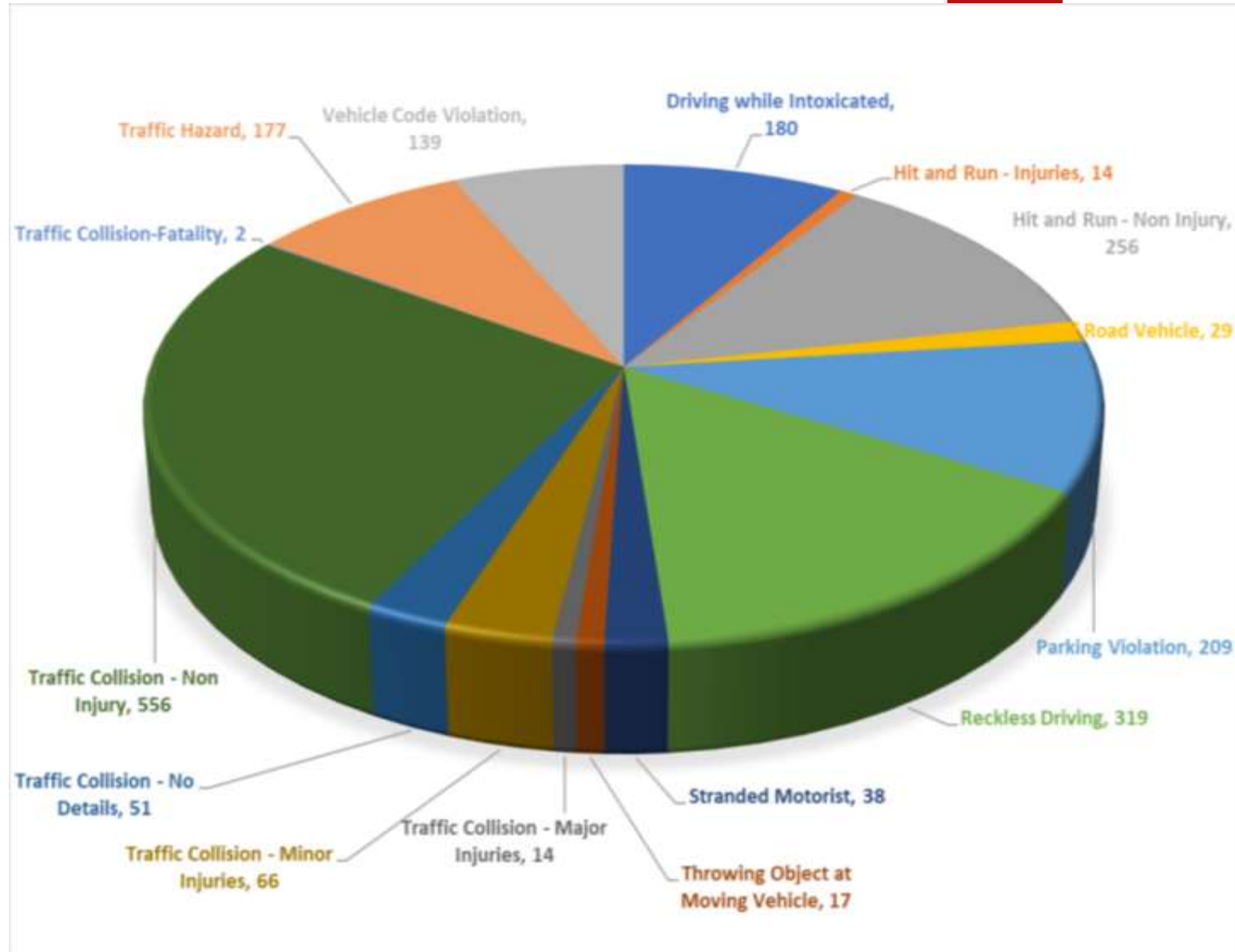
Traffic Statistics

TAKEN FROM LAST 3 YEARS 2019 TO 2021

(15 CALL TYPES)

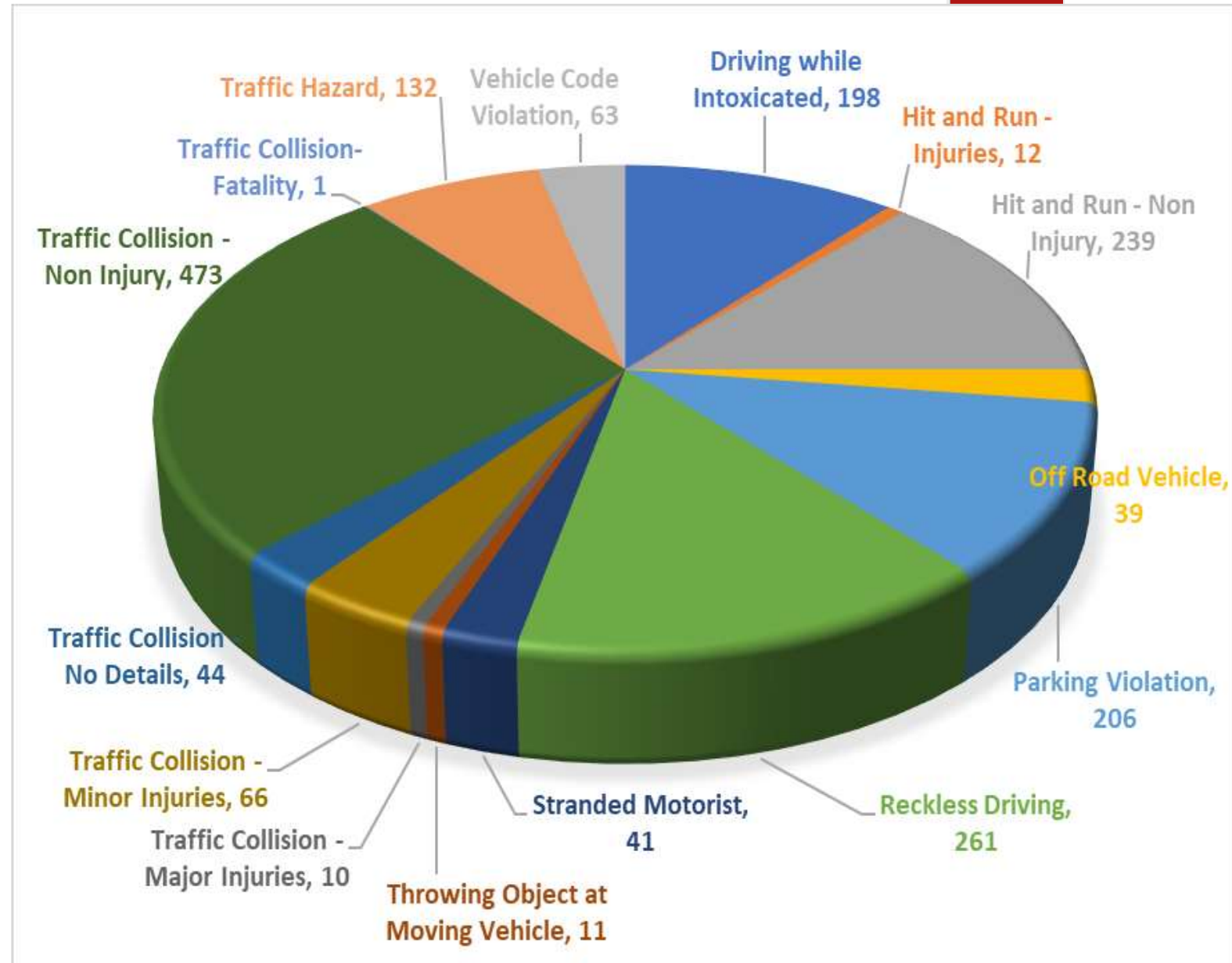
Total by Call Type 2019

Call Type	Total
Driving while Intoxicated	180
Hit and Run - Injuries	14
Hit and Run - Non Injury	256
Off Road Vehicle	29
Parking Violation	209
Reckless Driving	319
Stranded Motorist	38
Throwing Object at Moving Vehicle	17
Traffic Collision - Major Injuries	14
Traffic Collision - Minor Injuries	66
Traffic Collision - No Details	51
Traffic Collision - Non Injury	556
Traffic Collision-Fatality	2
Traffic Hazard	177
Vehicle Code Violation	139
Grand Total	2067



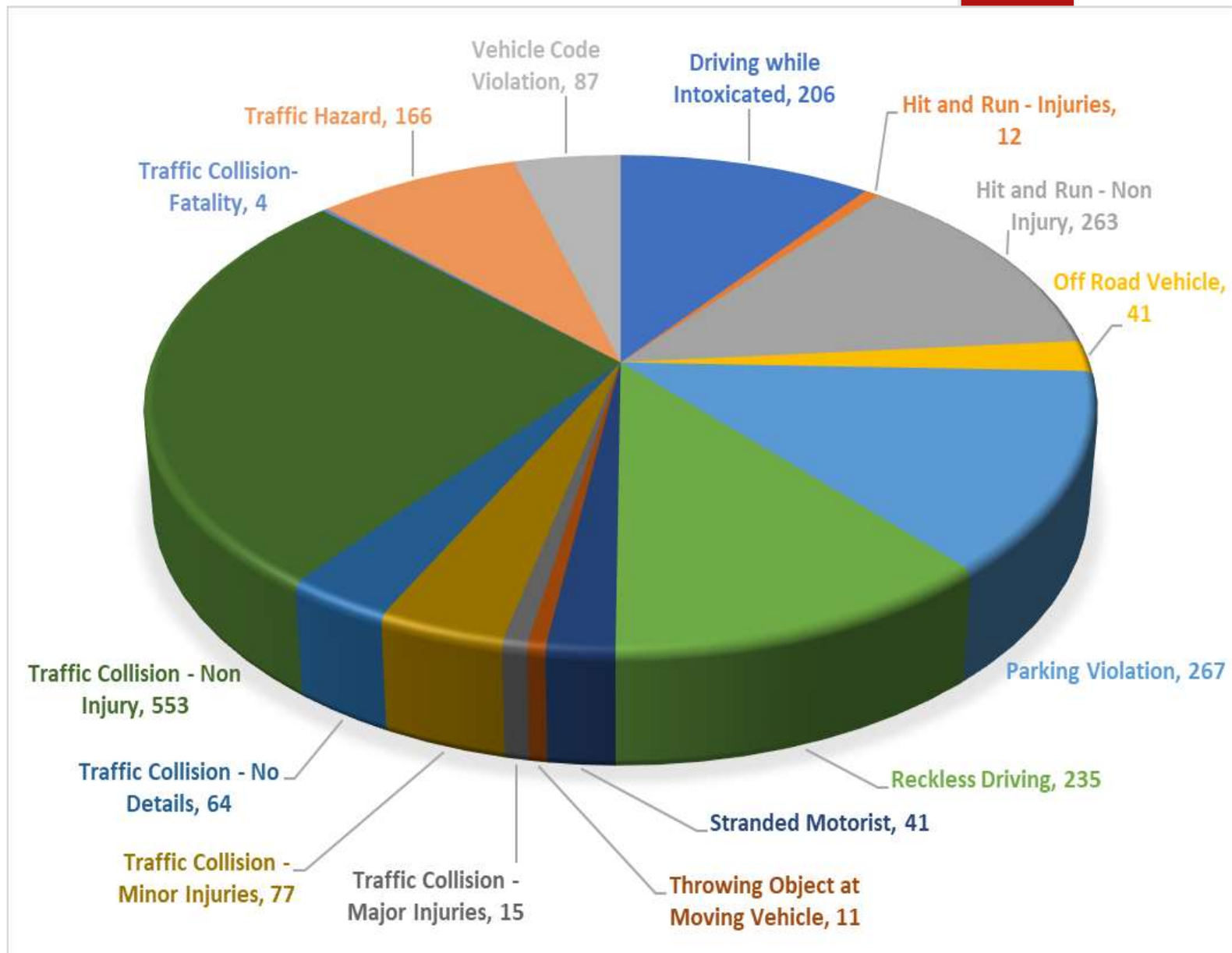
Total by Call Type 2020

Call Type	Total
Driving while Intoxicated	198
Hit and Run - Injuries	12
Hit and Run - Non Injury	239
Off Road Vehicle	39
Parking Violation	206
Reckless Driving	261
Stranded Motorist	41
Throwing Object at Moving Vehicle	11
Traffic Collision - Major Injuries	10
Traffic Collision - Minor Injuries	66
Traffic Collision - No Details	44
Traffic Collision - Non Injury	473
Traffic Collision-Fatality	1
Traffic Hazard	132
Vehicle Code Violation	63
Grand Total	1796




Total by Call Type 2021

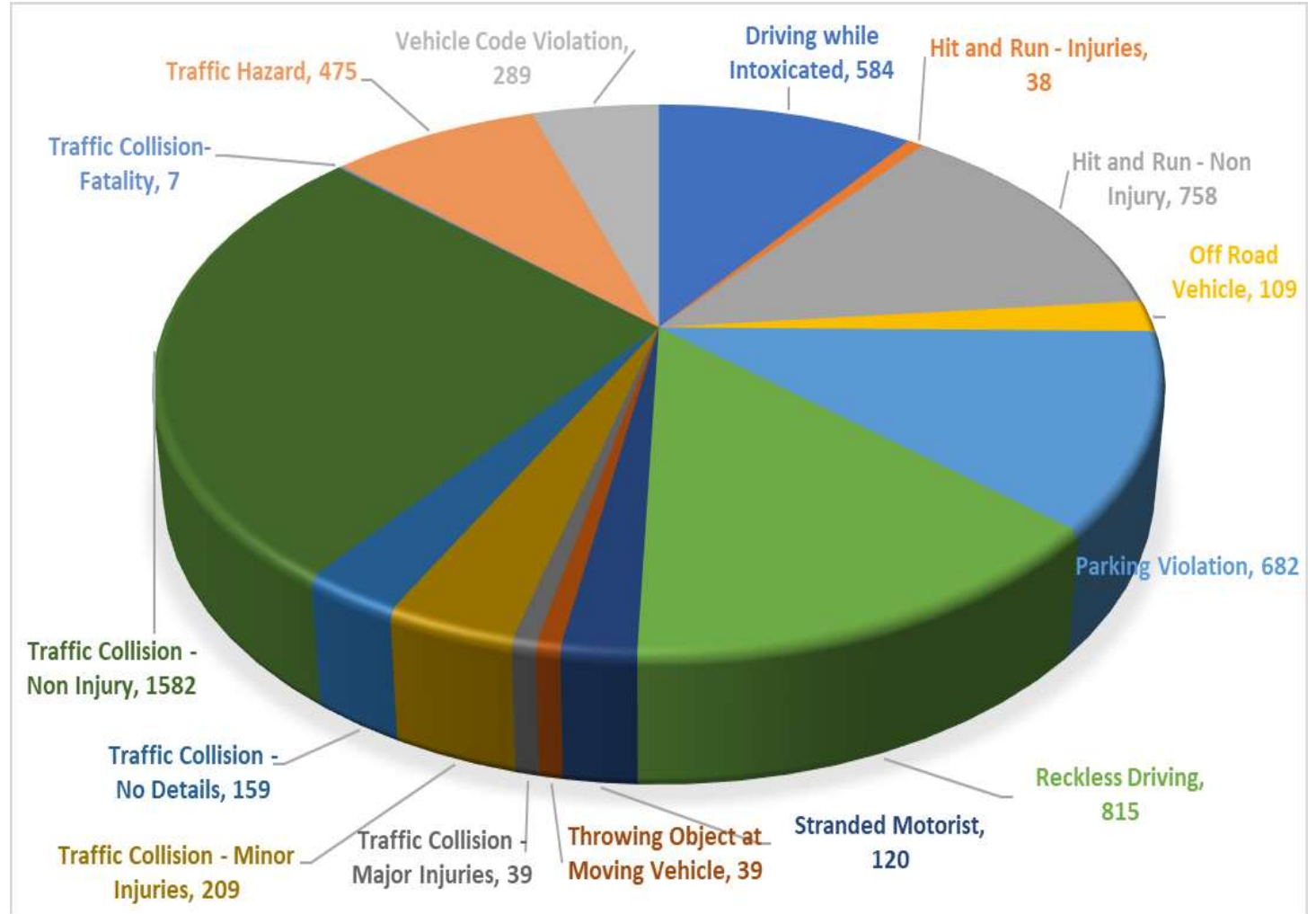
Call Type	Total
Driving while Intoxicated	206
Hit and Run - Injuries	12
Hit and Run - Non Injury	263
Off Road Vehicle	41
Parking Violation	267
Reckless Driving	235
Stranded Motorist	41
Throwing Object at Moving Vehicle	11
Traffic Collision - Major Injuries	15
Traffic Collision - Minor Injuries	77
Traffic Collision - No Details	64
Traffic Collision - Non Injury	553
Traffic Collision-Fatality	4
Traffic Hazard	166
Vehicle Code Violation	87
Grand Total	2042



3 Year Total by Call Type 2019-2021



Call Type	Total
Driving while Intoxicated	584
Hit and Run - Injuries	38
Hit and Run - Non Injury	758
Off Road Vehicle	109
Parking Violation	682
Reckless Driving	815
Stranded Motorist	120
Throwing Object at Moving Vehicle	39
Traffic Collision - Major Injuries	39
Traffic Collision - Minor Injuries	209
Traffic Collision - No Details	159
Traffic Collision - Non Injury	1582
Traffic Collision-Fatality	7
Traffic Hazard	475
Vehicle Code Violation	289
Grand Total	5905





Motorcycle vs Patrol Car

				FY 20-21		FY 21-22	
City of Coachella-Motor Cost				Rate	*Rate	Hours	Total
Dedicated Positions							
	1 (One) Deputy Sheriff (fully supported) position-Motor Officer		Sheriff's Patrol Officer (SDC-B)	169.37	177.84	2,088.00	371,329.92
Differential							
		Motor Diff Hourly	Deputy K9/Motor Diffs	1.93	2.03	2,088.00	4,238.64
Mileage							
			Miles Vehicles: Black & White Units:	0.87	0.87	-	-
		*FY20-21 plus		5%			
		Mileage		0%			
							375,568.56

				FY 20-21		FY 21-22	
City of Coachella-Traffic Cost				Rate	*Rate	Hours	Total
Dedicated Positions							
	(One) Deputy Sheriff (fully supported) position- Traffic		Sheriff's Patrol Officer (SDC-B)	169.37	177.84	2,088.00	371,329.92
	1 Officer						
Differential							
		Motor Diff Hourly	Deputy K9/Motor Diffs	1.93	2.03	-	-
Mileage							
			Miles Vehicles: Black & White Units:	0.87	0.87	9,771.84	8,501.50
		*FY20-21 plus		5%			
		Mileage		0%			
							379,831.42

Why a Motorcycle and not a Patrol Car?

MOTORCYCLE

- MANEUVERABILITY
- QUICKER RESPONSE
- ACCESSIBILITY
- IDEAL FOR TARGETED ENFORCEMENT
- BETTER VISIBILITY FOR THE OFFICER

Patrol Car

- Difficult to maneuver
- Slower response
- Limited to roadways
- Limited visibility for officer

Motorcycle purchase impact

BMW Motorcycle (est.) 32,000.00 = \$32,000.00

Uniforms Shirts, Pants, Jacket Gloves = \$3,800.00

Equipment Helmet = \$1,200.00

Training POST Reimbursed = \$0.00

TOTAL: \$37,000.00

Reoccurring cost:

Milage Cost Motors \$0 \$0.00

Motor Fuel (est.) Avg \$300.00 a month x 12 = \$3,600.00

Motor Maintenance (est.) Avg #300.00 a month x 12= \$3,600.00

TOTAL: 7200.00

QUESTIONS?

