



**CHILDREN'S TRUST**  

---

**OF ALACHUA COUNTY**

# **Enrichment Programs Evaluation Results – Year 3**

November 4, 2024

# Who are Providers?



**Child Advocacy Center**



**Cultural Arts Coalition**



**Florida Museum of Natural History**



**Gainesville Chamber Orchestra**



**Motiv8U of North Central Florida**

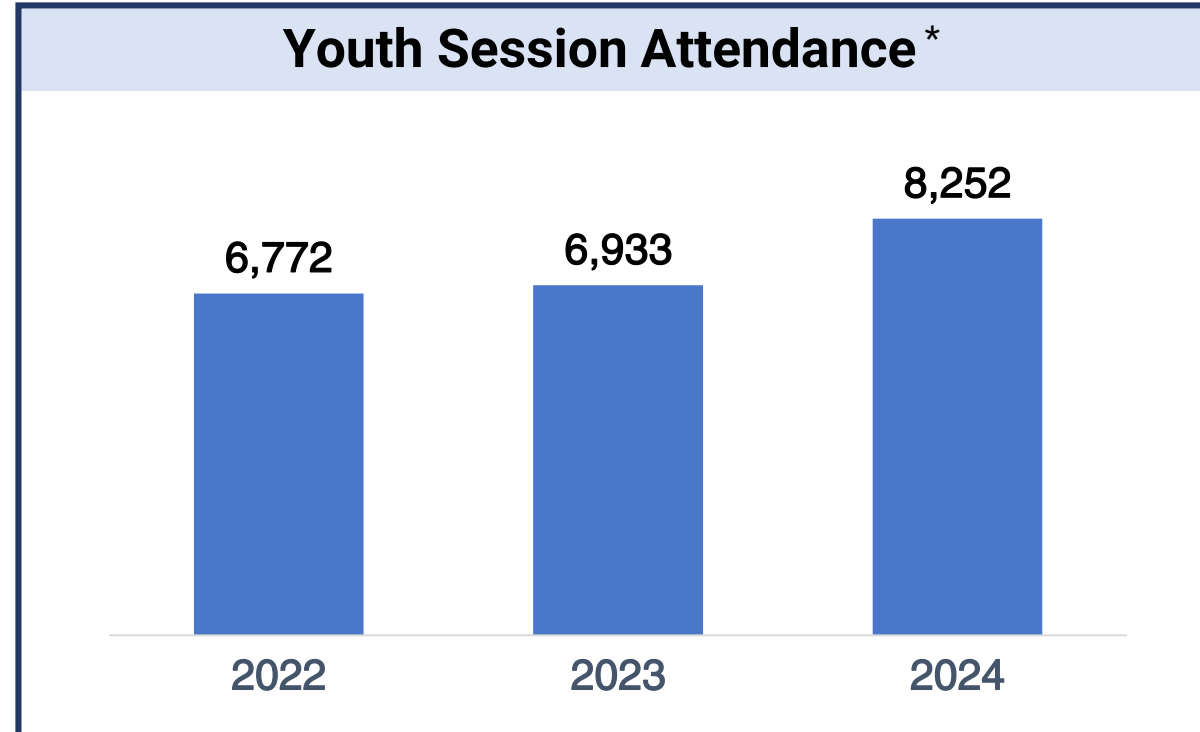


**Underground Kitchen**

# Enrichment Session Attendance



Youth attendance in enrichment programs  
funded by Children's Trust of Alachua County:



Attendance in enrichment programming has steadily increased from 2022 to 2024.




\*Youth count is duplicated in instances of repeated attendance.



# FY2024 – Enrichment Services – Results



In FY2024, the Trust funded Enrichment Providers served **47** site locations across Alachua County with **613** sessions and an attendance of **8,252** youth.

<b>47</b>	<b>613</b>	<b>8,252</b>
		
<b>Sites Served</b>	<b>Enrichment Sessions</b>	<b>Youth Attendance</b>

Goal 2 – Children & Youth Learn What They Need To Be Successful

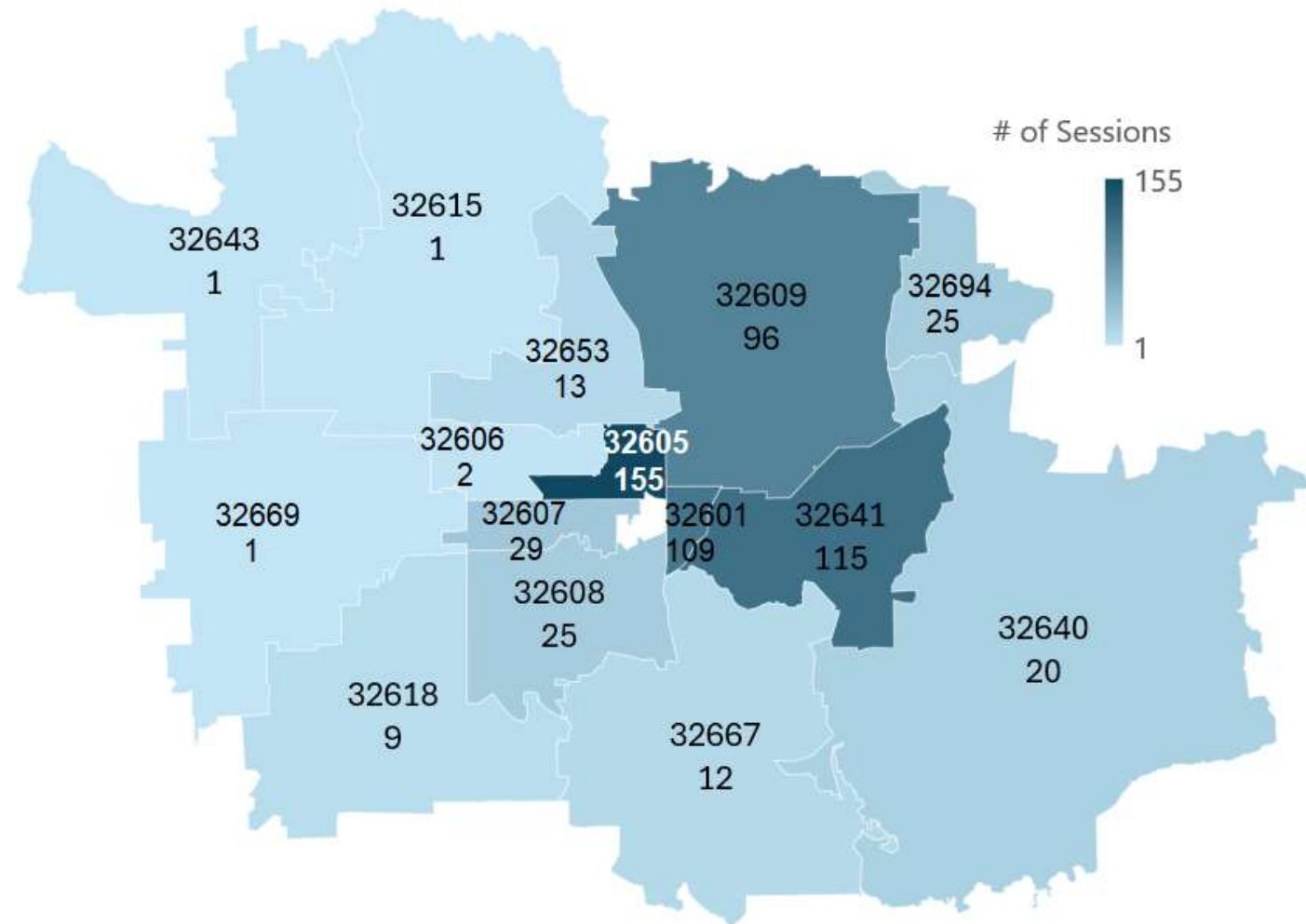
FY 2024 – Program Allocation: **\$183,098**

# Where are Enrichment Services provided?



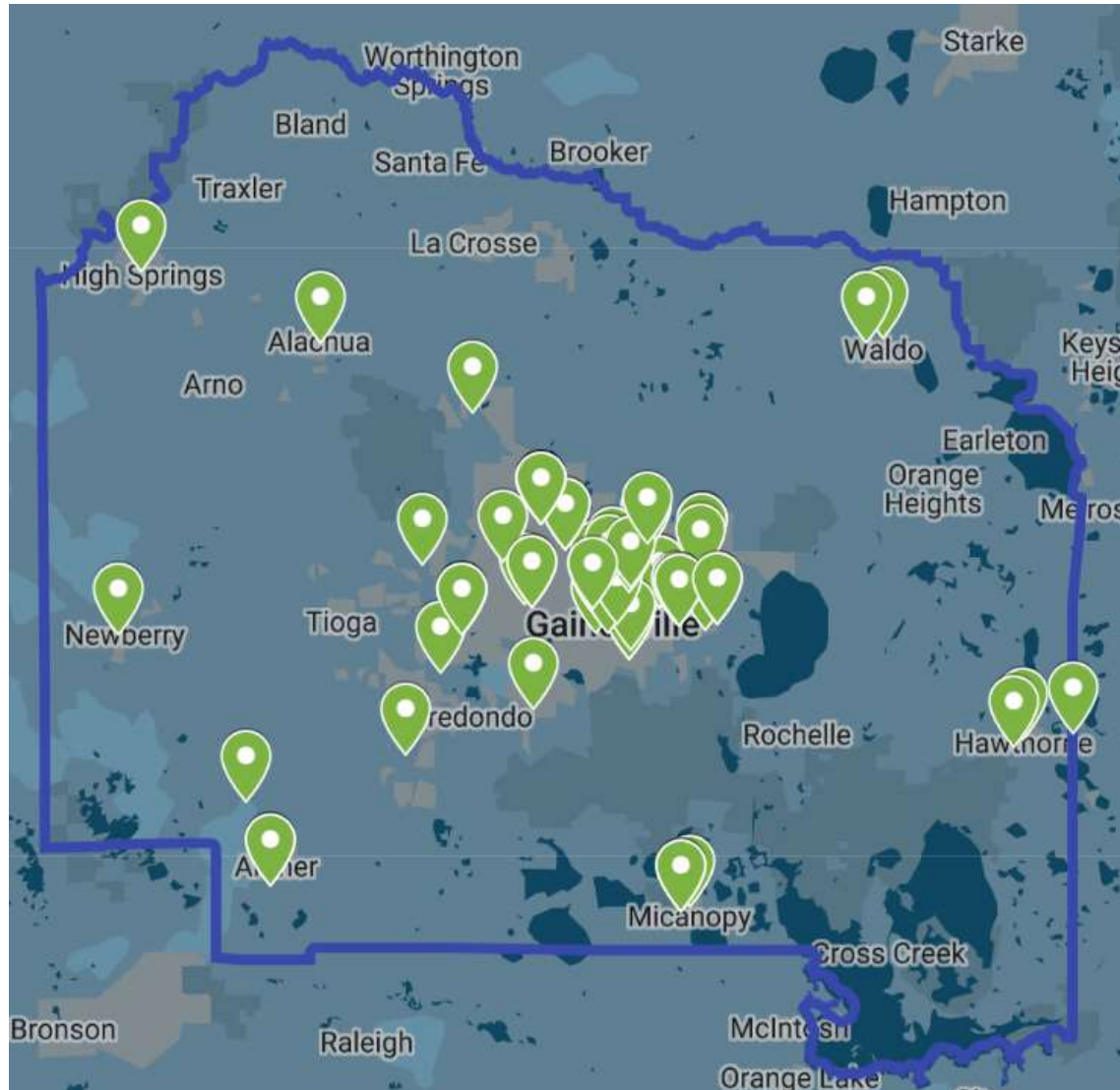
## *Enrichment Sessions by Location*

City	Count (%)
Gainesville	544 (89%)
Waldo	25 (4%)
Hawthorne	20 (3%)
Micanopy	12 (2%)
Archer	9 (1%)
Alachua	1 (<1%)
High Springs	1 (<1%)
Newberry	1 (<1%)
<b>Total</b>	<b>613</b>





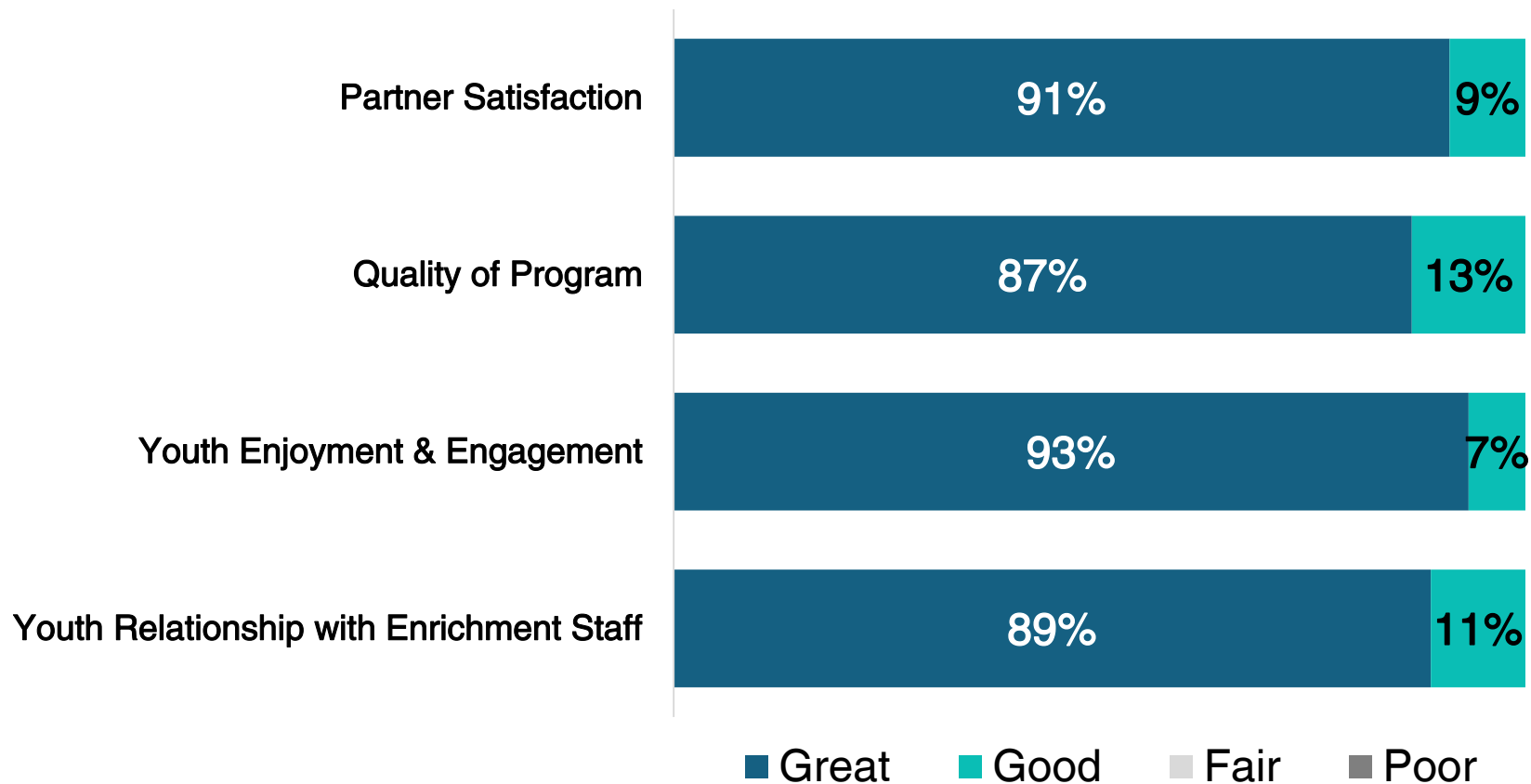
# Partner Site Locations



# Partner Survey Results



**100%** of partner organizations report enrichment services were good or great in terms of program quality, youth enjoyment & engagement, and overall satisfaction.







# Enrichment Services – Partner Survey Results

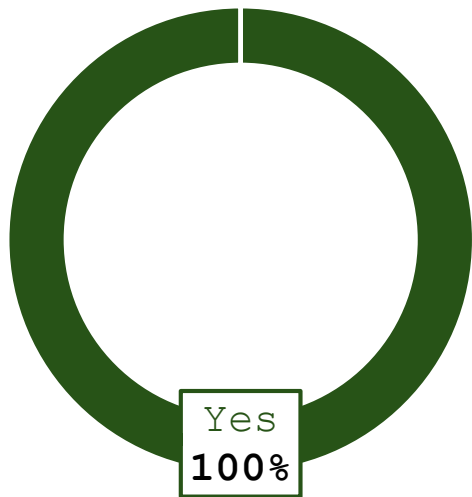
**100%** of partner organizations indicated services were delivered as intended and they would recommend these services.

“They really enjoyed role playing and receiving special bracelets for being positive role models.”

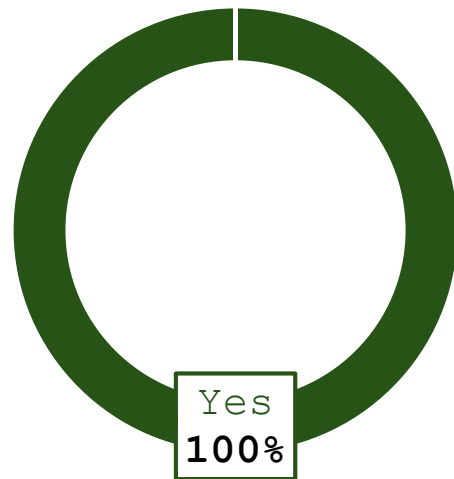


“The children love the fact that they get to learn and play a real violin.”

Services Delivered



Recommend Provider



“I loved the lessons and activities that were provided and even learned a few things myself.”





# Performance Measures

## How Much?

Measure	Target	Actual
# of Sites Served	42	47
# of Sessions	542	613

## How Well?

Measure	Target	Actual
Activity Monitoring	Fully Compliant	Fully Compliant
Partner Overall Satisfaction	85%	100%

## Better Off?

Measure	Target	Actual
Youth Enjoyment & Engagement	85%	100%
Quality of Programming	85%	100%
Youth Attendance (duplicated)	6,832	8,252



# What's Next?



## FY2025 Enrichment Programs:

- All Well Health Services
- Crafty Gemini Youth Development
- Cultural Arts Coalition
- DJ Elo - Let's DJ
- Dream on Purpose
- Florida Museum
- Gator Junior Golf
- Grace to Overcome
- IGB Education
- Infinite Dream Builders Corp
- Lee's Preschool Center
- Motiv8U
- Music & Arts Program for Youth
- Santa Fe College
- UF Upward Bound
- Underground Kitchen

Goal 1 – Children & Youth Are Healthy & Have Nurturing Caregivers & Relationships

Goal 2 – Children & Youth Learn What They Need To Be Successful

FY 2025 – Program Allocation: **\$1,000,000**