



### Summary of Board Meeting Evaluation Surveys

Per our newly adopted Board Policies, at each meeting, Board members will be given the opportunity to evaluate the effectiveness and efficiency of meetings, and provide suggestions as to how to improve and make the best use time during Board meetings. The following is a summary of the input Board members provided for review by the Board, CTAC staff, and members of the public regarding the most recent Board meeting.

<b><u>Date of Meeting:</u></b>	<b>March 14, 2022</b>
<b><u>Completion Rate:</u></b>	<b>67% of Board members completed (6 of 9)</b>

### Evaluation of Meeting Components:

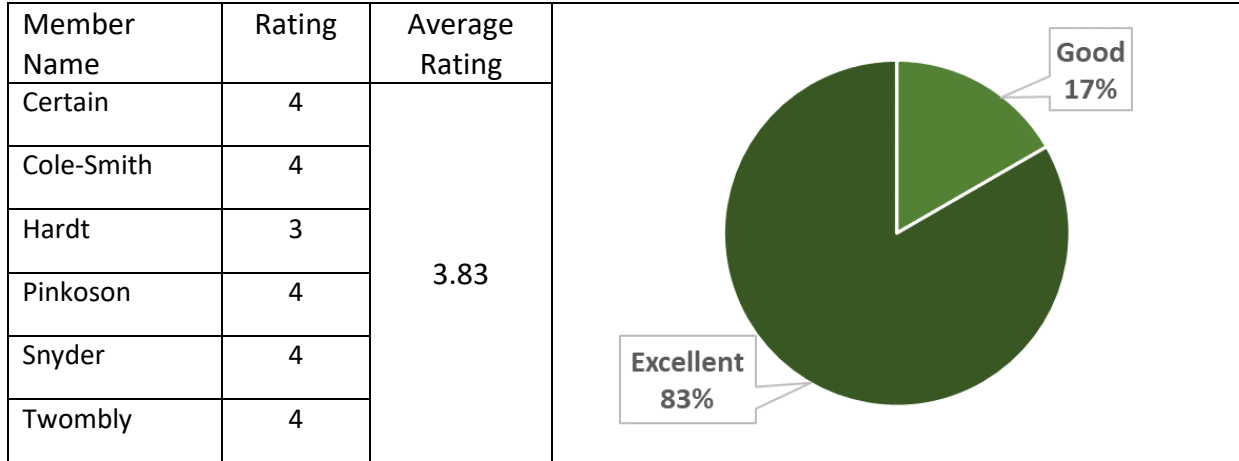
Board members rated the effectiveness and efficiency of four meeting components on a scale from 1 to 4. A rating of 1 = “poor”, 2 = “fair”, 3 = “good”, and 4 = “excellent”. Overall, each meeting component received a favorable rating with all items receiving a rating of either “good” or “excellent”. CTAC staff received the highest overall rating in the most recent meeting.

Date of Meeting	Meeting Component			
	Materials Provided	Meeting Facilitation	CTAC Staff	Presentations
March 14 <sup>th</sup>	3.83	3.83	4.00	3.40
February 14 <sup>th</sup>	3.86	3.80	4.00	3.83
January 10 <sup>th</sup>	3.71	3.86	3.71	3.36

---

**Materials Provided** (The Board packet was received in a timely fashion and provided the information needed to prepare for the meeting)

---

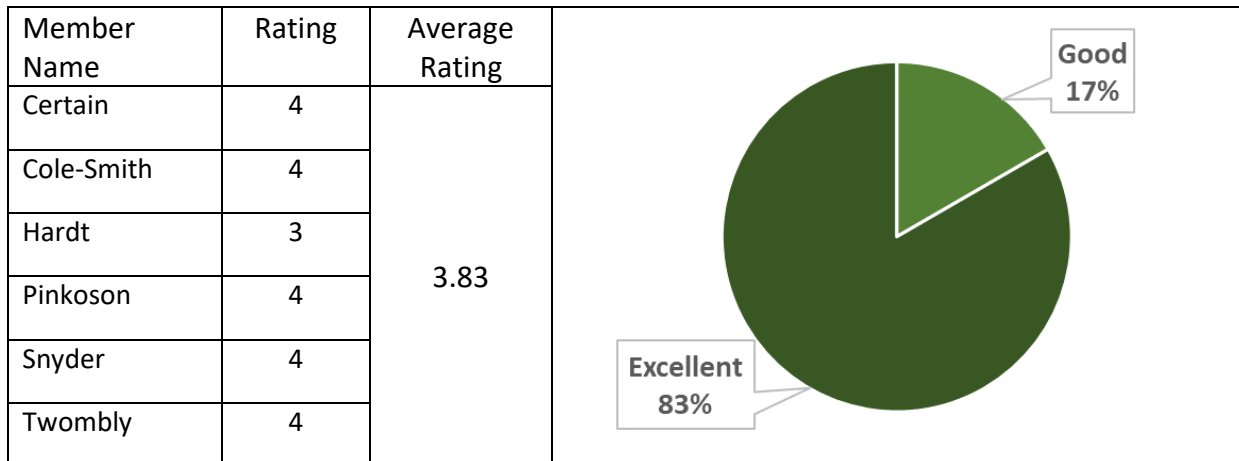


**Comments:** No comments received.

---

**Meeting Facilitation** (The Chair ensured Board members and members of the public who wanted to speak had the opportunity to be heard)


---



**Comments:** No comments received.

**CTAC Staff** (CTAC staff were knowledgeable on their agenda items and prepared to address questions, or provide a plan for follow-up)

Member Name	Rating	Average Rating
Certain	4	4.00
Cole-Smith	4	
Hardt	4	
Pinkoson	4	
Snyder	4	
Twombly	4	



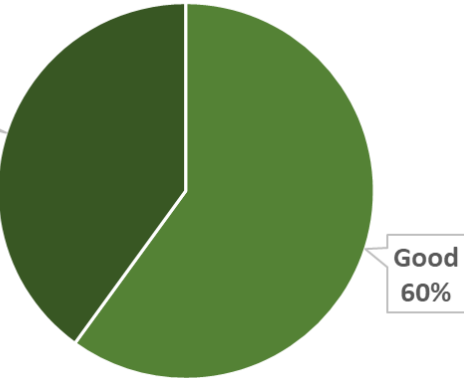
A pie chart representing the distribution of ratings. The entire circle is a dark green color, indicating that 100% of the ratings were 'Excellent'. A white callout box at the bottom of the chart contains the text 'Excellent 100%'.

**Comments:**

- Appreciated Mia's report and Bonnie's fact sheet and all their good efforts and effects. (Snyder)

**Presentations** (Presentations were helpful in providing information on programs and policies to guide decision-making and allow for input and transparency)

Member Name	Rating	Average Rating
Certain	3	3.40
Cole-Smith	3	
Hardt	--	
Pinkoson	4	
Snyder	4	
Twombly	3	



A pie chart representing the distribution of ratings. The chart is divided into two segments: a dark green segment representing 'Excellent' at 40% and a medium green segment representing 'Good' at 60%. White callout boxes with lines pointing to the segments contain the text 'Excellent 40%' and 'Good 60%' respectively.

**Comments:**

- Would've been helpful to have background on Pritzker info. (Certain)

Finally, Board members were able to provide general comments on the meeting overall as well as topics they'd like to see addressed on future agendas.

**General Comments:**

- The technology often makes it difficult for those who are participating via zoom to hear. It is often hard to hear or fully comprehend what is being discussed. (Cole-Smith)
- Please put our names on the back of the name plate. Agenda too long. (Hardt)
- Thanks to the team for all the work putting the agenda and meeting information together. Meetings do seem to go longer and longer, so the suggestion to have biweekly but shorter meetings may have some merit 😊 Thank you for all you and the team do for the Board! (Twombly)

**Are there any items, presentations, or other information you would like placed on a future Board agenda?**

- Presentations related to technology for children and parents. (Cole-Smith)