



### Summary of Board Meeting Evaluation Surveys

Per Board Policy 1.15, each meeting Board members will have the opportunity to evaluate the effectiveness and efficiency of meetings and provide suggestions on how to improve and make the best use of Board meetings. The following is a summary of the input Board members provided for review by the Board, CTAC staff, and members of the public regarding the most recent Board meeting.

<b><u>Date of Meeting:</u></b>	<b>August 12, 2024</b>
<b><u>Completion Rate:</u></b>	<b>88% of Board members completed (7 of 8)<sup>1</sup></b>

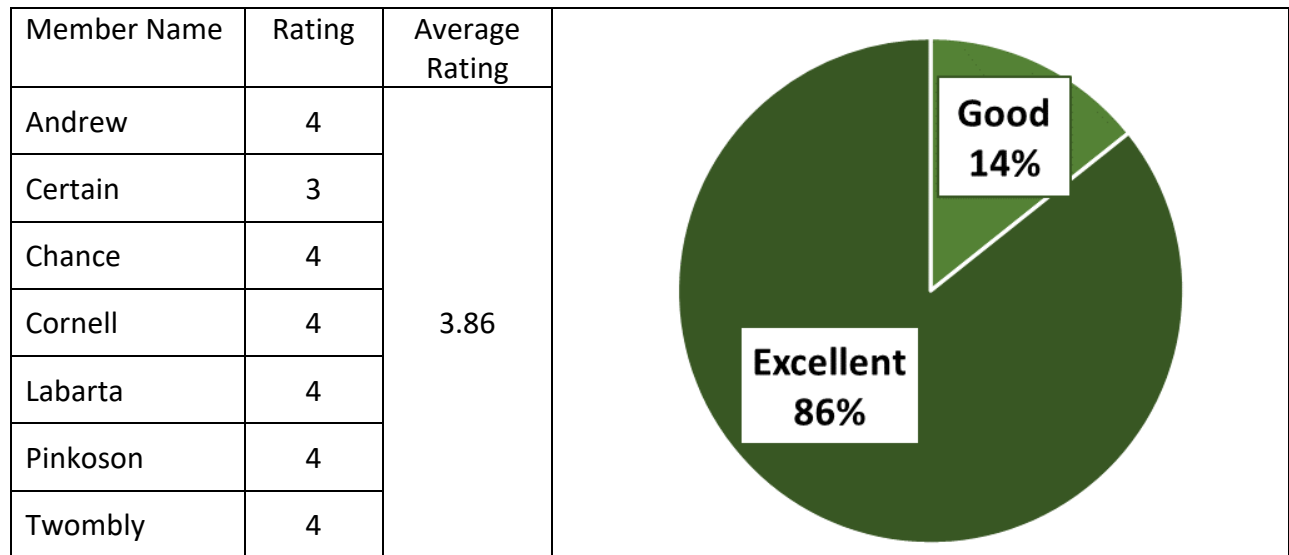
### Evaluation of Meeting Components:

Board members rate the effectiveness and efficiency of four meeting components from 1 to 4. A rating of 1 = “poor”, 2 = “fair”, 3 = “good”, and 4 = “excellent”. All Board members provided ratings of “excellent” for Meeting Facilitation and CTAC Staff. Materials Provided received a higher-than-average, while Presentations received a lower-than-average rating. Several Board members gave praise to Trust staff. Chair Pinkoson was acknowledged for doing a good job ensuring members online were able to participate in the discussion.

Date of Meeting	Meeting Component			
	Materials Provided	Meeting Facilitation	CTAC Staff	Presentations
June 10, 2024	3.86 ↑	4.00 ↑	4.00 ↑	3.71 ↓
<b>Average Rating (Cumulative to Date)</b>	<b>3.73</b>	<b>3.82</b>	<b>3.86</b>	<b>3.80</b>

<sup>1</sup> Eight Board members attended in-person or virtually on 8/12/2024, seven (7) of which completed a survey.

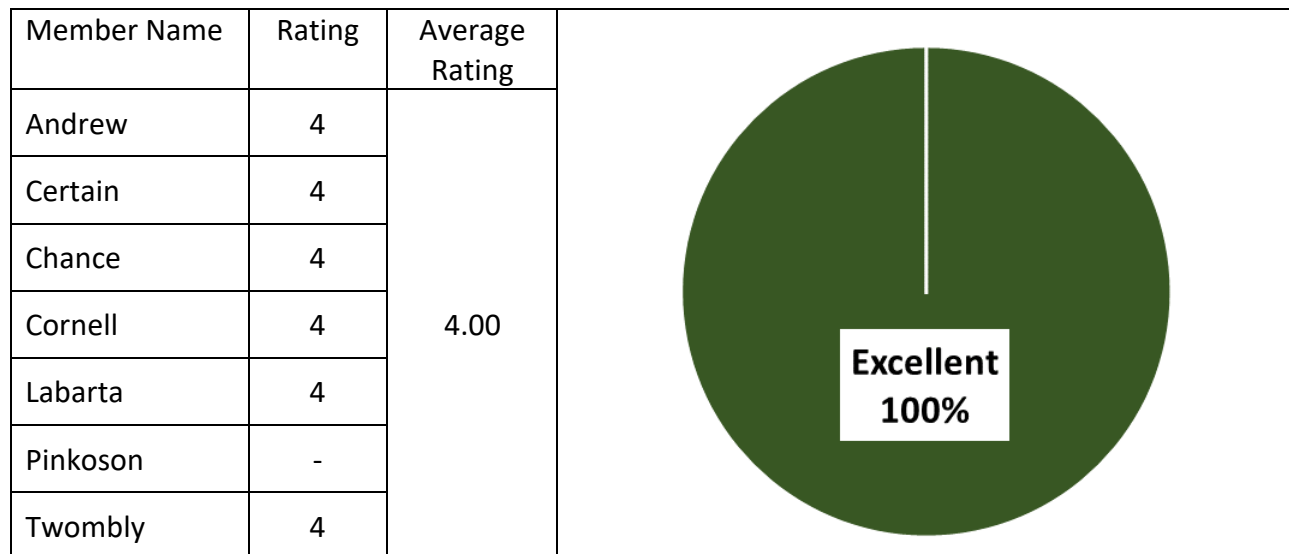
**Materials Provided** (The Board packet was received in a timely fashion and provided the information needed to prepare for the meeting)



**Comments:**

- Please mail future packets to my home. (Certain).

**Meeting Facilitation** (The Chair ensured Board members and members of the public who wanted to speak had the opportunity to be heard)




**Comments:**

- Chair Pinkoson did a good job ensuring those of us online could participate in the discussion. (Twombly).

**CTAC Staff** (CTAC staff were knowledgeable on their agenda items and prepared to address questions, or provide a plan for follow-up)

Member Name	Rating	Average Rating
Andrew	4	4.00
Certain	4	
Chance	4	
Cornell	4	
Labarta	4	
Pinkoson	4	
Twombly	4	



A pie chart representing the distribution of ratings for CTAC Staff. The chart is entirely dark green, indicating that 100% of the ratings were 'Excellent'.

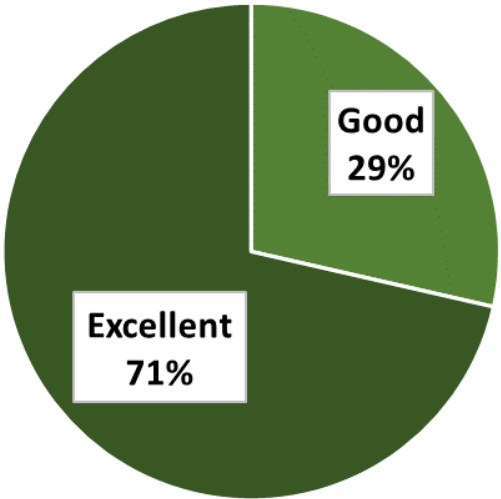
Rating	Percentage
Excellent	100%

**Comments:**

- Mia is always impressive (Labarta).
- Great job by staff! (Twombly).

**Presentations** (Presentations were helpful in providing information on programs and policies to guide decision-making and allow for input and transparency)

Member Name	Rating	Average Rating
Andrew	4	3.71
Certain	3	
Chance	3	
Cornell	4	
Labarta	4	
Pinkoson	4	
Twombly	4	



A pie chart representing the distribution of ratings for Presentations. 71% of the ratings are 'Excellent' (dark green) and 29% are 'Good' (medium green).

Rating	Percentage
Excellent	71%
Good	29%

**Comments:**

- Julie provided a lot of information that was valuable. Bonnie's data also helpful. (Labarta).

Finally, Board members can provide general comments on the meeting overall as well as topics they'd like to see addressed on future agendas. These comments are listed below.

**General Comments:**

- Our CTAC team had an excellent summer! Thank you for supporting our children! (Andrew).
- Great presentations and back-up provided for RFP, Afterschool, BDO Proposal. Well done! (Cornell).
- Thank you for allowing me to participate remotely. I look forward to seeing everyone in September. (Twombly).

**Items, Presentations, or other Information for future Board agendas:**

- None received.