



CHILDREN'S TRUST
OF ALACHUA COUNTY

Summary of Board Meeting Evaluation Surveys

Per Board Policy 1.15, each meeting Board members will have the opportunity to evaluate the effectiveness and efficiency of meetings and provide suggestions on how to improve and best use time during Board meetings. The following is a summary of the input Board members provided for review by the Board, CTAC staff, and members of the public regarding the most recent Board meeting.

<u>Date of Meeting:</u>	February 12, 2024
<u>Completion Rate:</u>	100% of Board members completed (9 of 9)¹

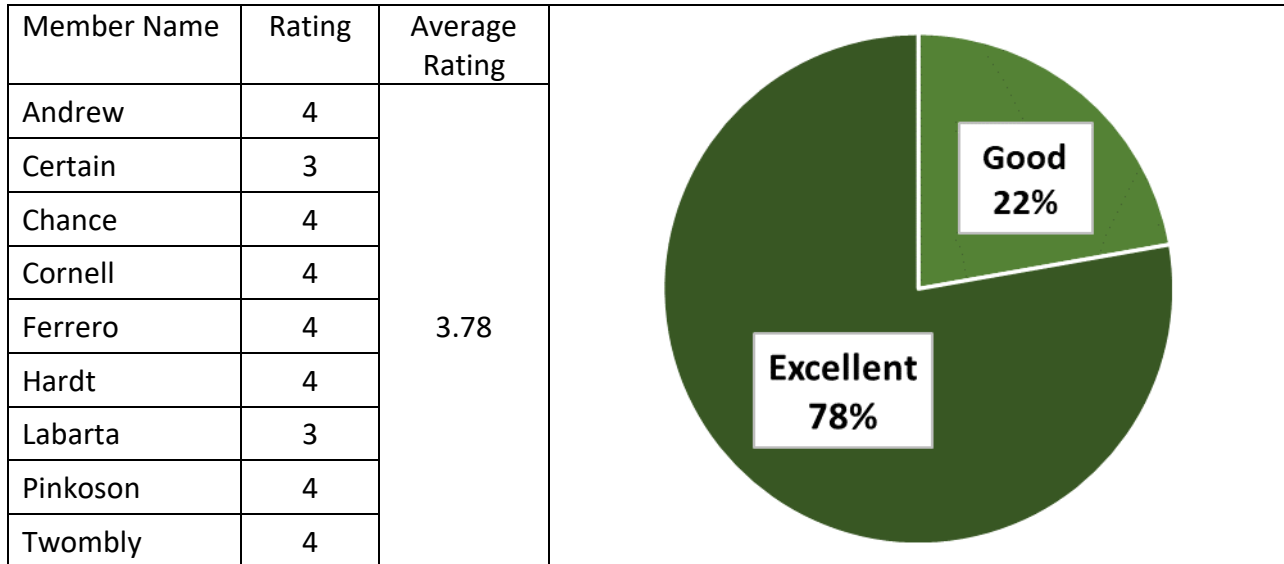
Evaluation of Meeting Components:

Board members rate the effectiveness and efficiency of four meeting components from 1 to 4. A rating of 1 = “poor”, 2 = “fair”, 3 = “good”, and 4 = “excellent”. All four meeting components received higher-than-average ratings. All Board members provided a rating of “excellent” for CTAC staff. Board members made positive remarks regarding the meeting, presentations and back-up material provided. One board member requested quarterly financial presentations in future board meetings.

Date of Meeting	Meeting Component			
	Materials Provided	Meeting Facilitation	CTAC Staff	Presentations
December 11, 2023	3.78 ↑	3.88 ↑	4.00 ↑	3.89 ↑
Average Rating (Cumulative to Date)	3.72	3.81	3.84	3.79

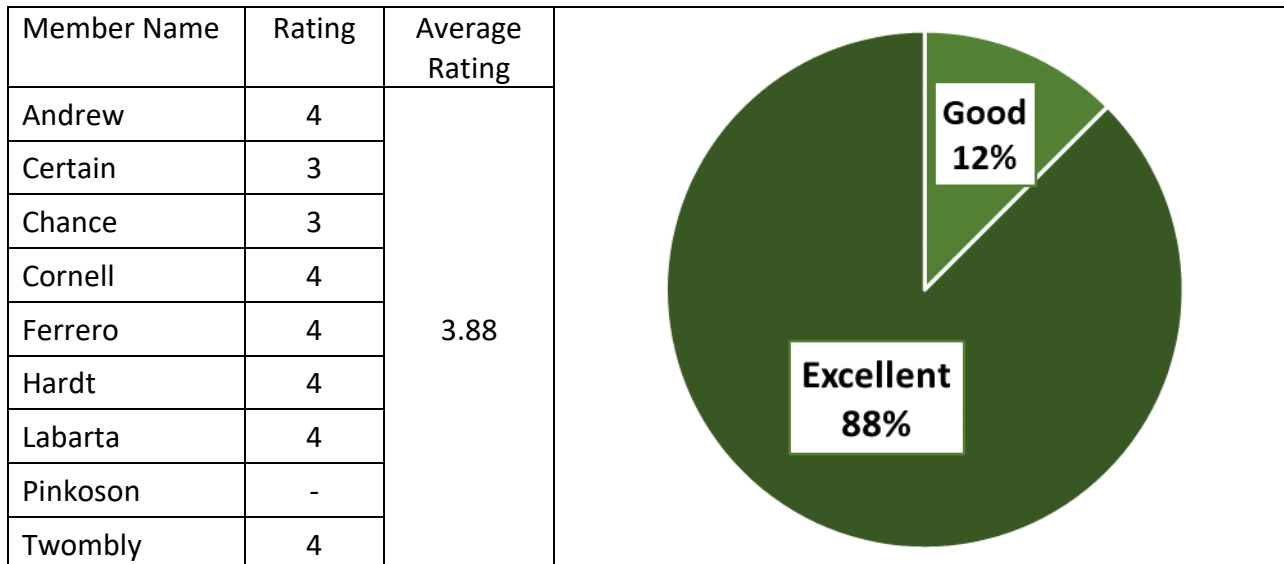
¹ Nine Board members attended in-person on 2/12/2024, nine (9) of which completed a survey.

Materials Provided (The Board packet was received in a timely fashion and provided the information needed to prepare for the meeting)



Comments: None provided.


Meeting Facilitation (The Chair ensured Board members and members of the public who wanted to speak had the opportunity to be heard)



Comments: None provided.

CTAC Staff (CTAC staff were knowledgeable on their agenda items and prepared to address questions, or provide a plan for follow-up)

Member Name	Rating	Average Rating
Andrew	4	4.00
Certain	4	
Chance	4	
Cornell	4	
Ferrero	4	
Hardt	4	
Labarta	4	
Pinkoson	4	
Twombly	4	



A pie chart representing the distribution of ratings for CTAC Staff. The chart is entirely dark green, indicating that 100% of the ratings were 'Excellent'.


Rating	Percentage
Excellent	100%

Comments:

- Wonderful for all! (Labarta).

Presentations (Presentations were helpful in providing information on programs and policies to guide decision-making and allow for input and transparency)

Member Name	Rating	Average Rating
Andrew	4	3.89
Certain	3	
Chance	4	
Cornell	4	
Ferrero	4	
Hardt	4	
Labarta	4	
Pinkoson	4	
Twombly	4	



A pie chart representing the distribution of ratings for Presentations. The chart is divided into two segments: a large dark green segment for 'Excellent' (89%) and a smaller light green segment for 'Good' (11%).

Rating	Percentage
Excellent	89%
Good	11%

Comments:

- Really enjoyed the presentations. Love hearing the impacts of our CTAC funding from the programs. (Labarta).

Finally, Board members can provide general comments on the meeting overall as well as topics they'd like to see addressed on future agendas. These comments are listed below.

General Comments:

- Excellent presentations by Ms. Jones (CTAC) and Mrs. Lopez (CHS/HBMS/CPSWP). (Andrew).
- Excellent back up materials. (Cornell).
- Great meeting. Great facilitation. Great presentation. (Hardt).

Items, Presentations, or other Information for future Board agendas:

- I would like at the end of each quarter a presentation of financials to understand where expenditures are period to date vs budget. (Labarta).