



Summary of Board Meeting Evaluation Surveys

Per Board Policy 1.15, each meeting Board members will have the opportunity to evaluate the effectiveness and efficiency of meetings and provide suggestions on how to improve and best use time during Board meetings. The following is a summary of the input Board members provided for review by the Board, CTAC staff, and members of the public regarding the most recent Board meeting.

<u>Date of Meeting:</u>	April 8, 2024
<u>Completion Rate:</u>	100% of Board members completed (7 of 7)¹

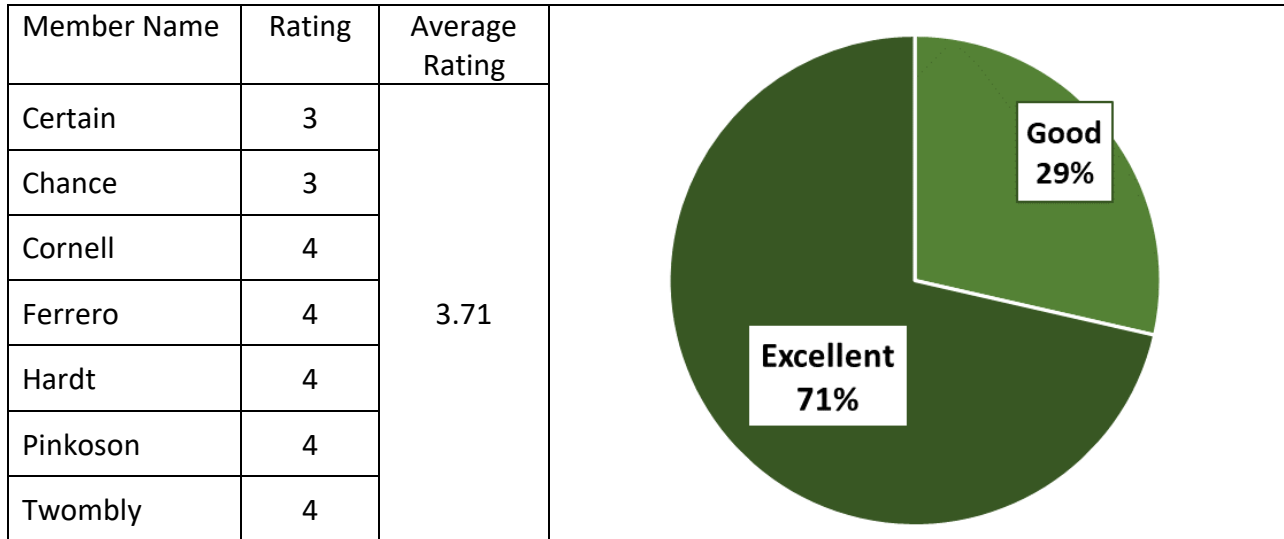
Evaluation of Meeting Components:

Board members rate the effectiveness and efficiency of four meeting components from 1 to 4. A rating of 1 = “poor”, 2 = “fair”, 3 = “good”, and 4 = “excellent”. Three of the four meeting components received higher-than-average ratings. All Board members provided a rating of “excellent” for Meeting Facilitation and CTAC Staff. Board member comments were complimentary of the meeting, facilitation, and expressed appreciation for CTAC staff. One Board member requested that documents in the binders not be stapled.

Date of Meeting	Meeting Component			
	Materials Provided	Meeting Facilitation	CTAC Staff	Presentations
April 8, 2024	3.71 ↓	4.00 ↑	4.00 ↑	3.86 ↑
Average Rating (Cumulative to Date)	3.72	3.82	3.85	3.79

¹ Seven Board members attended in-person or virtually on 4/8/2024, seven (7) of which completed a survey.

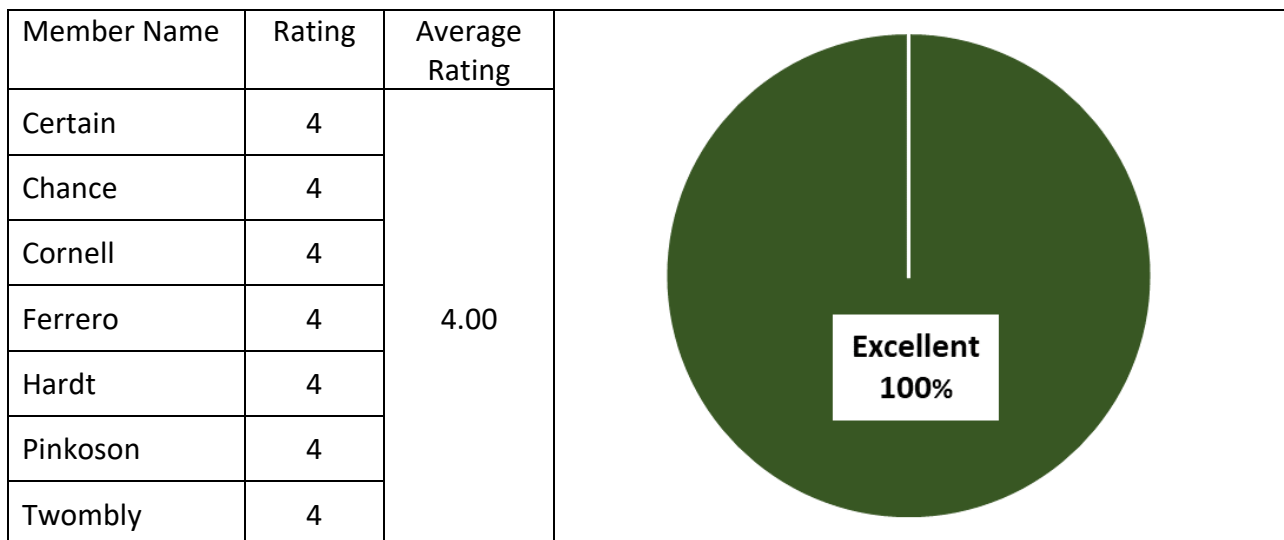
Materials Provided (The Board packet was received in a timely fashion and provided the information needed to prepare for the meeting)



Comments:

- Great back-up. (Cornell).
- Would it be possible “not” to staple documents in our binders? Thank you! (Ferrero).


Meeting Facilitation (The Chair ensured Board members and members of the public who wanted to speak had the opportunity to be heard)



Comments: None received.

CTAC Staff (CTAC staff were knowledgeable on their agenda items and prepared to address questions, or provide a plan for follow-up)

Member Name	Rating	Average Rating
Certain	4	4.00
Chance	4	
Cornell	4	
Ferrero	4	
Hardt	4	
Pinkoson	4	
Twombly	4	




A pie chart representing the distribution of ratings. The entire circle is a dark green color, indicating that 100% of the ratings were 'Excellent'. A white box in the center of the chart contains the text 'Excellent 100%'.

Comments:

- You guys are really bringing it. Thank you. (Cornell).
- Thank you for all the great info. (Twombly).

Presentations (Presentations were helpful in providing information on programs and policies to guide decision-making and allow for input and transparency)

Member Name	Rating	Average Rating
Andrew	4	3.86
Certain	3	
Chance	4	
Ferrero	4	
Hardt	4	
Labarta	4	
Twombly	4	



A pie chart representing the distribution of ratings. The chart is divided into two segments: a large dark green segment representing 'Excellent' at 86%, and a smaller light green segment representing 'Good' at 14%. White boxes are placed on each segment with their respective labels and percentages.

Comments: None received.

Finally, Board members can provide general comments on the meeting overall as well as topics they'd like to see addressed on future agendas. These comments are listed below.

General Comments:

- Excellent management of the meeting by Chair Pinkoson. (Hardt).
- Such a good meeting. We will miss Deon and Diana so much! We appreciate all you have done supporting the Board and team. (Twombly).

Items, Presentations, or other Information for future Board agendas:

- None Received.