



Summary of Board Meeting Evaluation Surveys

Per Board Policy 1.15, each meeting Board members will have the opportunity to evaluate the effectiveness and efficiency of meetings and provide suggestions on how to improve and best use time during Board meetings. The following is a summary of the input Board members provided for review by the Board, CTAC staff, and members of the public regarding the most recent Board meeting.

<u>Date of Meeting:</u>	May 8, 2023
<u>Completion Rate:</u>	100% of Board members completed (7 of 7)¹

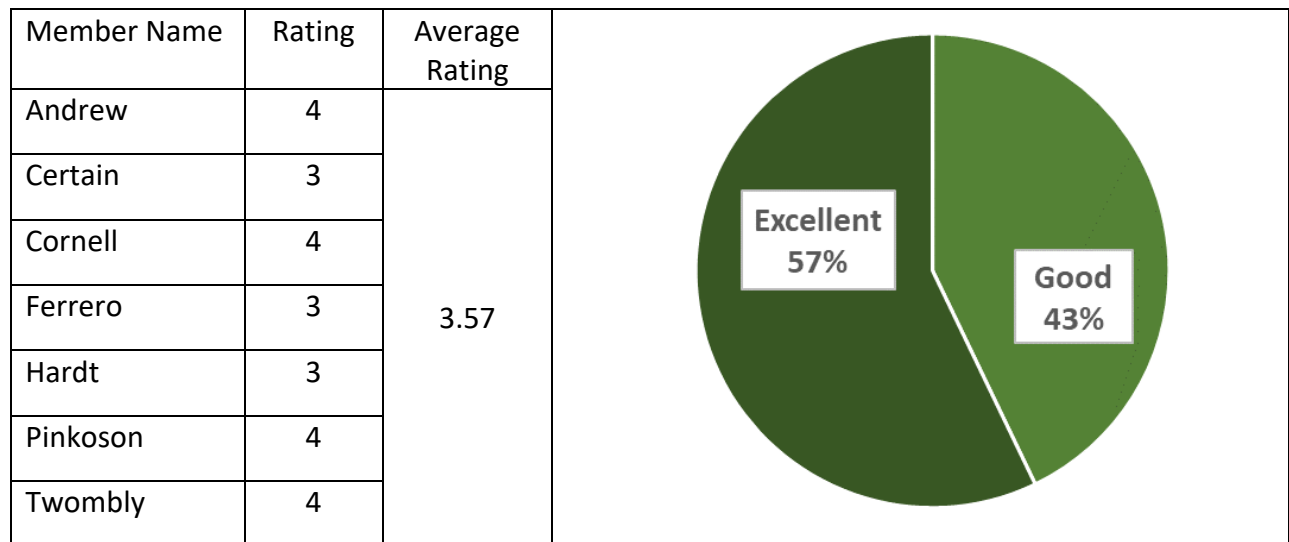
Evaluation of Meeting Components:

Board members rate the effectiveness and efficiency of four meeting components from 1 to 4. A rating of 1 = “poor”, 2 = “fair”, 3 = “good”, and 4 = “excellent”. All meeting components received favorable ratings of either “good” or “excellent”. Additionally, all “CTAC Staff” and “Presentations” components received a higher-than-average rating. “Materials Provided” and “Meeting Facilitation” received a lower-than-average rating.

Meeting Component				
Date of Meeting	Materials Provided	Meeting Facilitation	CTAC Staff	Presentations
May 8, 2023	3.57 ↓	3.57 ↓	4.00 ↑	3.86 ↑
Average Rating (Cumulative to Date)	3.68	3.79	3.82	3.74

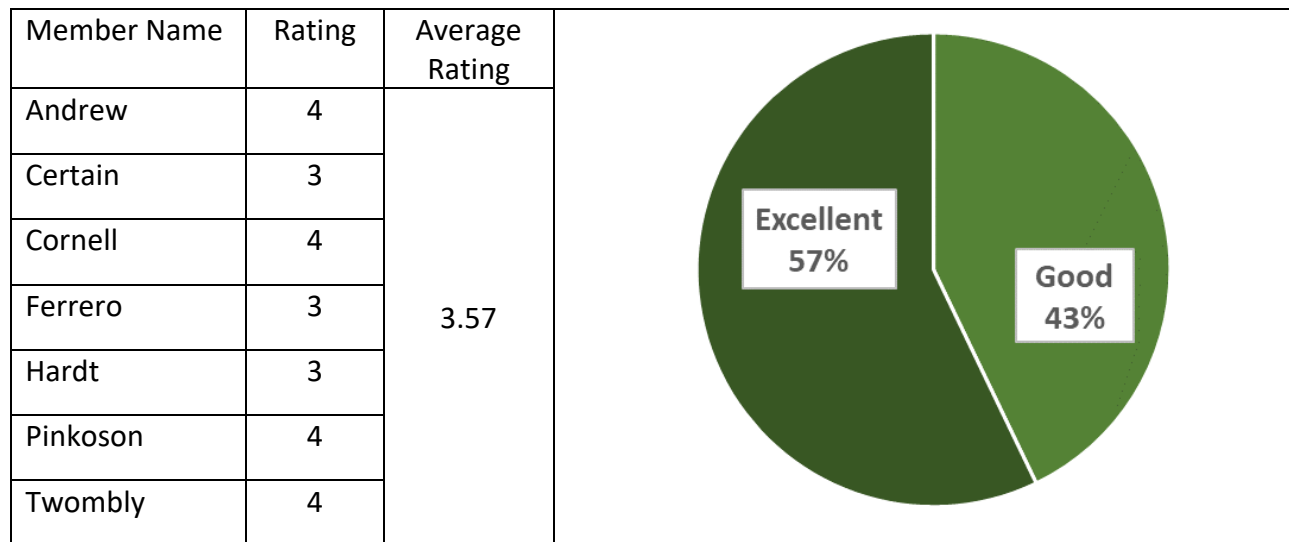
¹ Seven Board members attended in-person or virtually on 5/8/2023. Two Board members were not present in the meeting, and there is one Board member vacancy.

Materials Provided (The Board packet was received in a timely fashion and provided the information needed to prepare for the meeting)



Comments: None Received.


Meeting Facilitation (The Chair ensured Board members and members of the public who wanted to speak had the opportunity to be heard)



Comments: None Received.

CTAC Staff (CTAC staff were knowledgeable on their agenda items and prepared to address questions, or provide a plan for follow-up)

Member Name	Rating	Average Rating
Andrew	4	4.00
Certain	4	
Cornell	4	
Ferrero	4	
Hardt	4	
Pinkoson	4	
Twombly	4	




A pie chart representing the distribution of ratings for CTAC Staff. The chart is entirely dark green, indicating that 100% of the ratings were 'Excellent'. A white callout box in the center of the chart contains the text 'Excellent 100%'.

Comments:

- Bonnie - you deserve to be heard. (Hardt).
- Good presentations and guidance provided by staff to the Board. (Twombly).

Presentations (Presentations were helpful in providing information on programs and policies to guide decision-making and allow for input and transparency)

Member Name	Rating	Average Rating
Andrew	4	3.86
Certain	3	
Cornell	4	
Ferrero	4	
Hardt	4	
Pinkoson	4	
Twombly	4	



A pie chart representing the distribution of ratings for Presentations. The chart is divided into two segments: a large dark green segment representing 'Excellent' at 86%, and a smaller medium green segment representing 'Good' at 14%. White callout boxes are placed over each segment with their respective labels and percentages.

Comments: None Received.

Finally, Board members can provide general comments on the meeting overall as well as topics they'd like to see addressed on future agendas. These comments are listed below.

General Comments:

- Good meeting. (Cornell).
- Staff were well prepared and answered questions posed. (Twombly).

Items, Presentations, or other Information for future Board agendas:

- None Received.