



CHILDREN'S TRUST

OF ALACHUA COUNTY

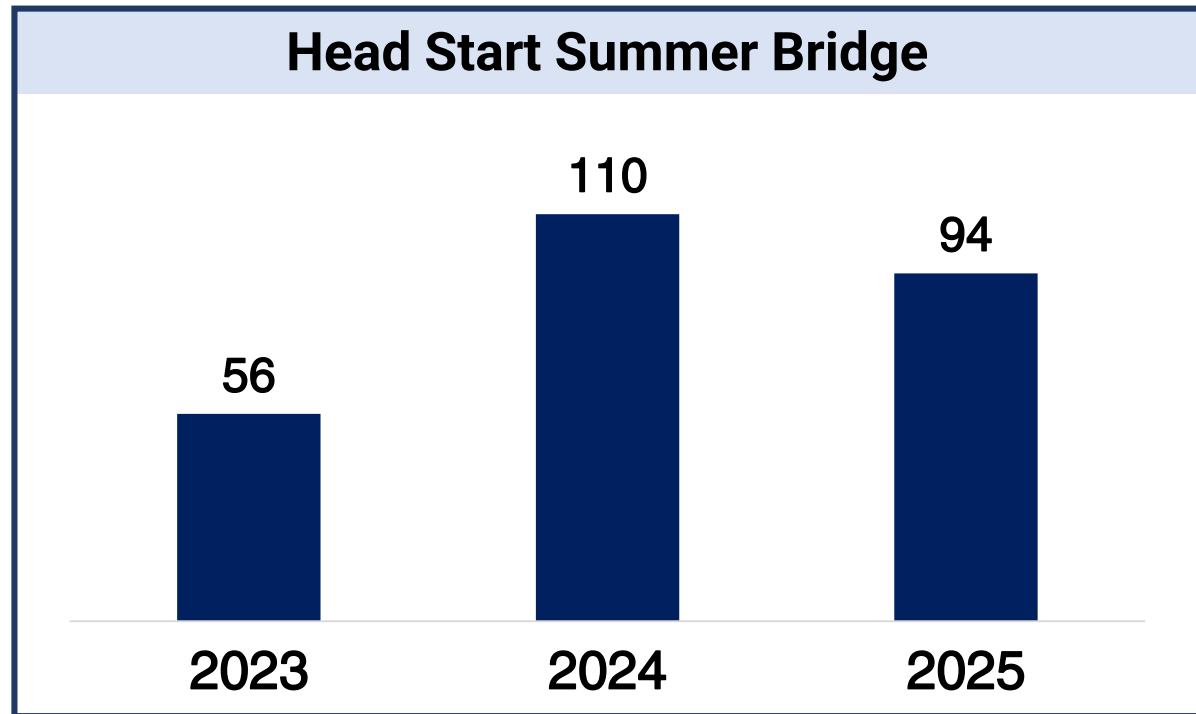
Head Start Summer Bridge Year 3 – Evaluation Results

December 8, 2025

Children Served



Children served with funding from Children's Trust of Alachua County:



- In Year 2, the budget was increased to serve more children, and an additional site was added.

Program Enhancements

Year 2

- Program Manager hired
- Offered Extended Day
- Added to Learning Plan

Year 3

- Included ECS4Kids directly operated Centers and ECS4 Kids Teachers
- Enhanced Learning Plan
- Added additional Take Home Learning Materials and Resources for Teachers
- Built in Teacher Planning days

ALACHUA HEAD START Summer Bridge Program



HIGHLIGHTS

- Engaging curriculum
- Qualified educators
- Social and emotional development
- Nutritious meals
- Family involvement

LOCATIONS

- Building Dreams
- Martin Rochelle
- Hawthorne
- Gainesville
- I Rise Performing Kids Academy

PROGRAM DETAILS

- Dates: June 2nd - July 25th
- Time: 8 AM - 3 PM
- Age Group: 3 - 5
- Before and After Care available at every location except Hawthorne





FOR MORE INFORMATION AND TO REQUEST ENROLLMENT FORMS

Shaquerria Campbell
Project Manager

904.479.6395
shaquerria.campbell@ecs4kids.org

Forms due Date: May 1, 2025

CHILDREN'S TRUST
OF ALACHUA COUNTY

Educational & Learning Experiences



Literacy-Rich Environment

Twice daily
read aloud

Set of books
provided to each
classroom

Writing centers
provided to each
classroom

Hatch Ignite

30 min per week
per child of
adaptive digital
learning

Daily
instructional
small groups
using curricular
experiences

Social-Emotional Curriculum

SE curriculum
lesson plan with
planned
activities, rituals
& routines

AI's Pals Kits &
classroom
subscriptions to
the digital
curriculum

Hands-on STEAM Activities

2 visit per
classroom
-Cade Museum
-Science Bus

STEAM
classroom kits &
activities by
classroom
teacher

At-Home Learning

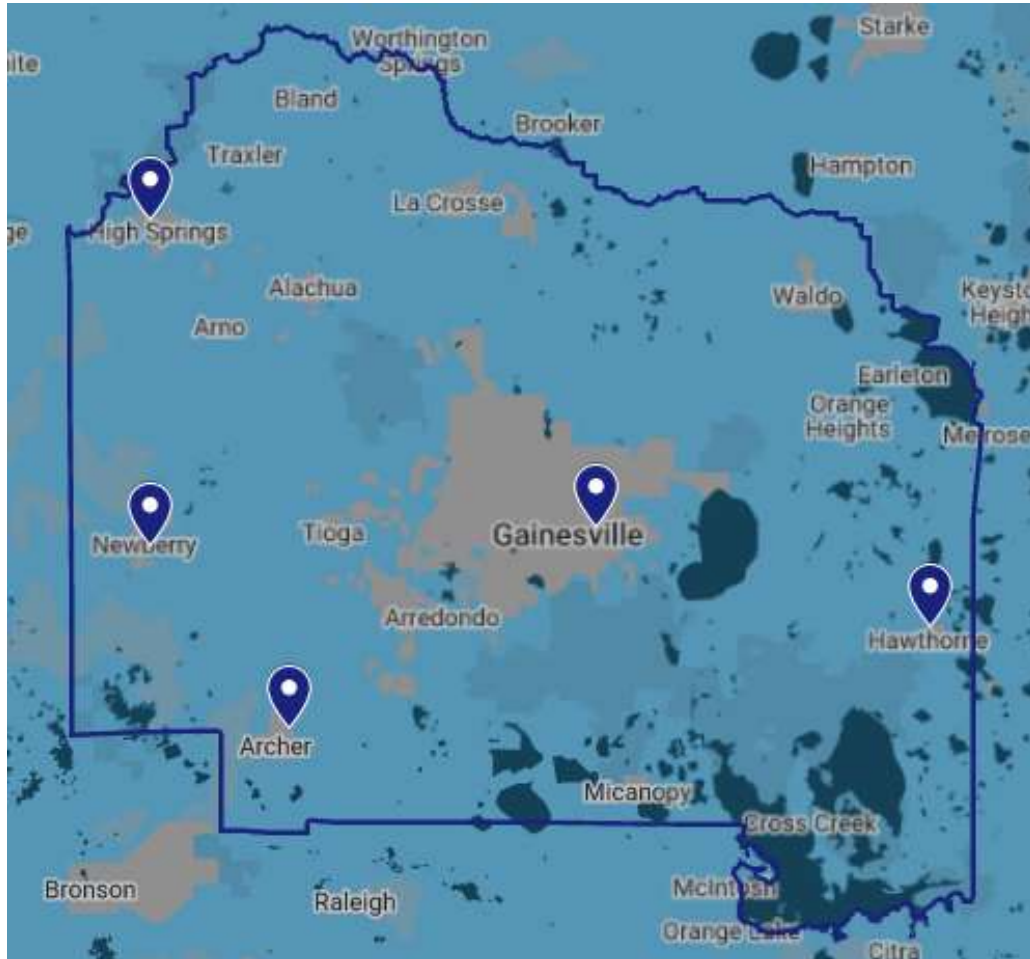
Hatch Ignite app
syncs to school
account

Weekly take-
home book with
family
involvement
activities

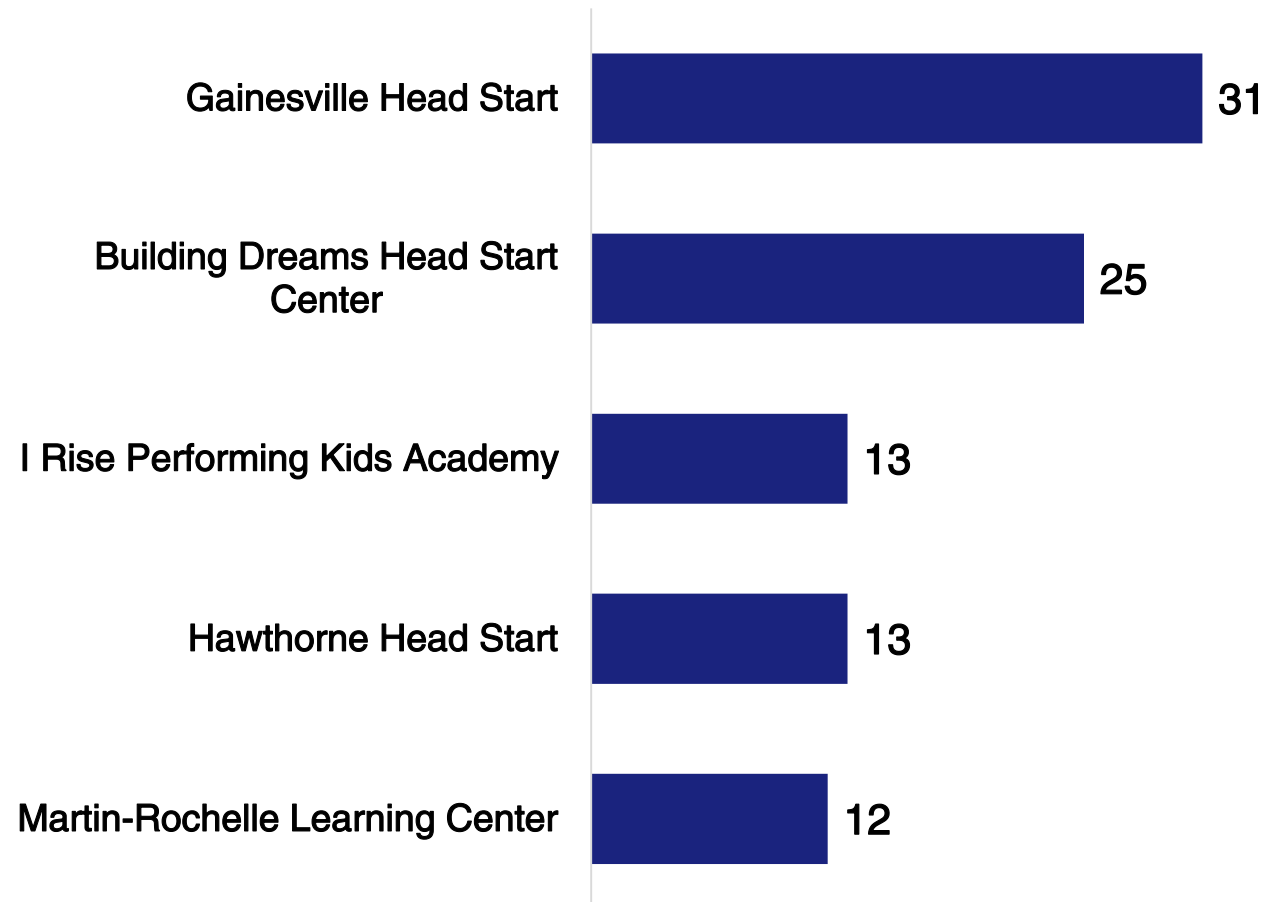
Service Locations



Head Start Locations



Children served by Head Start Location

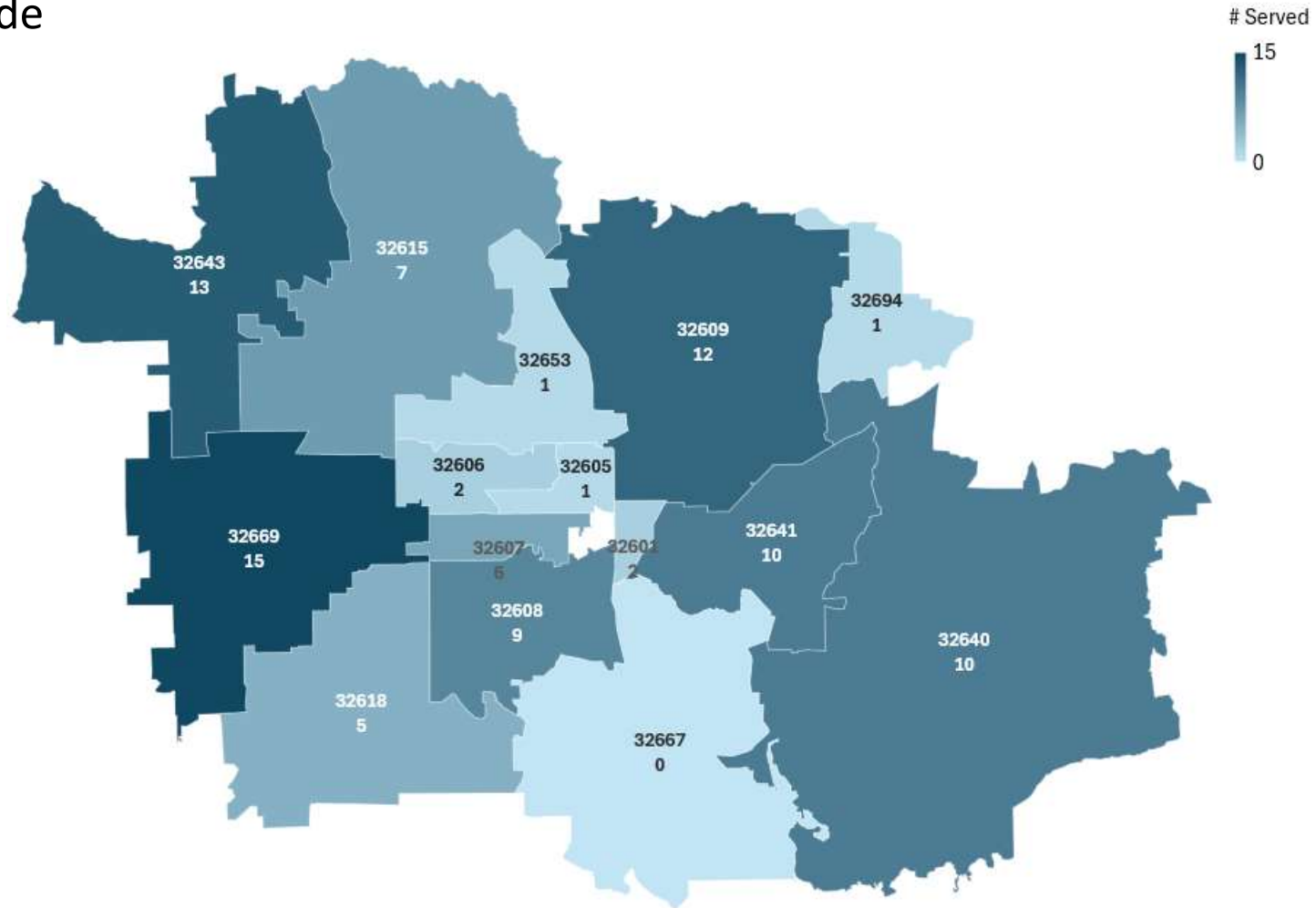


Who are Children Served?



Children Served by Residence City and ZIP Code

| City and ZIP code | Count (%) |
|----------------------|-----------|
| Gainesville | 43 (46%) |
| 32609 | 12 |
| 32641 | 10 |
| 32608 | 9 |
| 32607 | 6 |
| 32606 | 2 |
| 32601 | 2 |
| 32605 | 1 |
| 32653 | 1 |
| Newberry (32669) | 15 (16%) |
| High Springs (32643) | 13 (14%) |
| Hawthorne (32640) | 10 (11%) |
| Alachua (32615) | 7 (7%) |
| Archer (32618) | 5 (5%) |
| Waldo (32694) | 1 (1%) |



Who are Children Served?



Children
enrolled in
Head Start

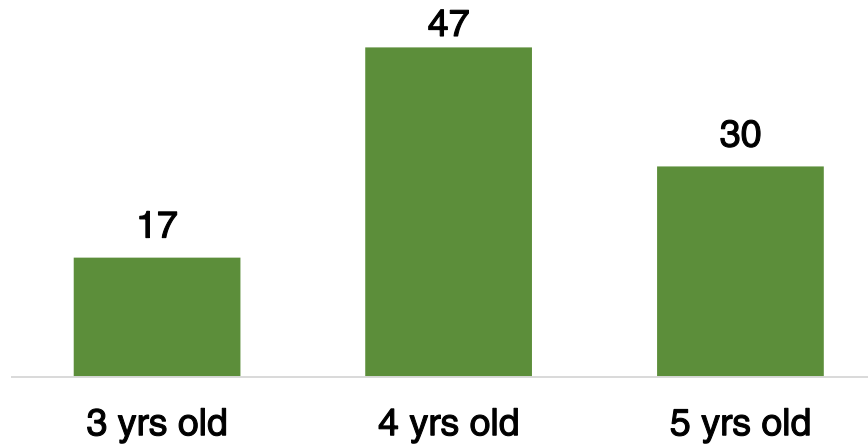


Head Start Eligibility:

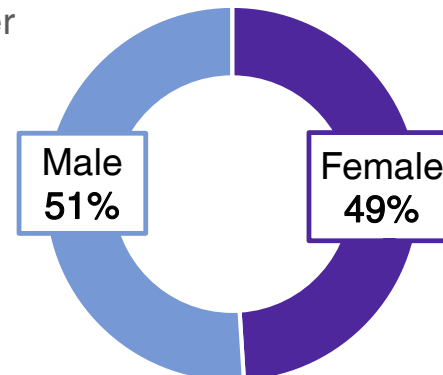
- Family income below federal poverty guidelines
- Receiving public assistance (SNAP, TANF, and SSI)
- Experiencing homelessness
- Children in foster care

The average age of children served is **4.6**

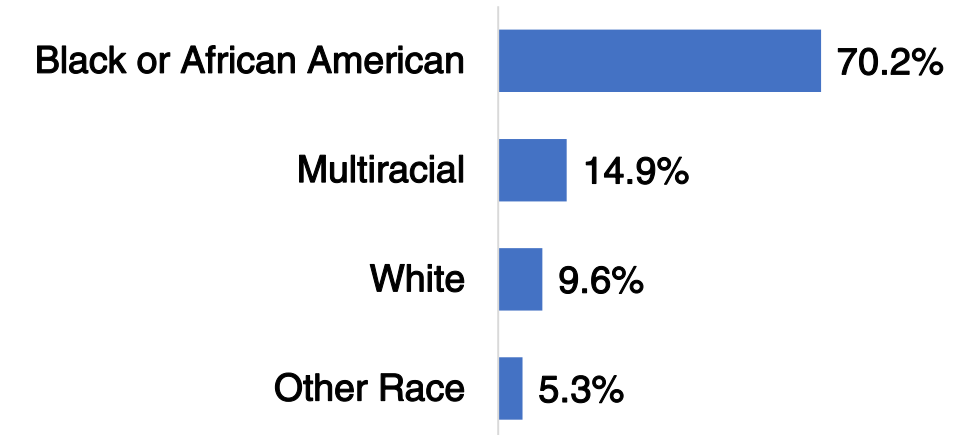
Age at Enrollment



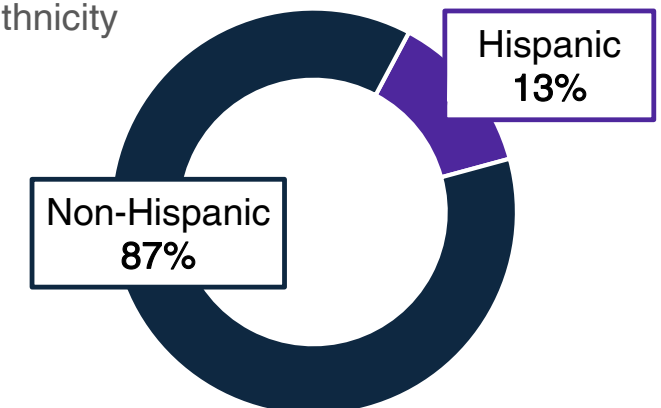
Gender



Race



Ethnicity



How much programming was received?



All Head Start Summer Bridge sites offered **34 days** of programming.

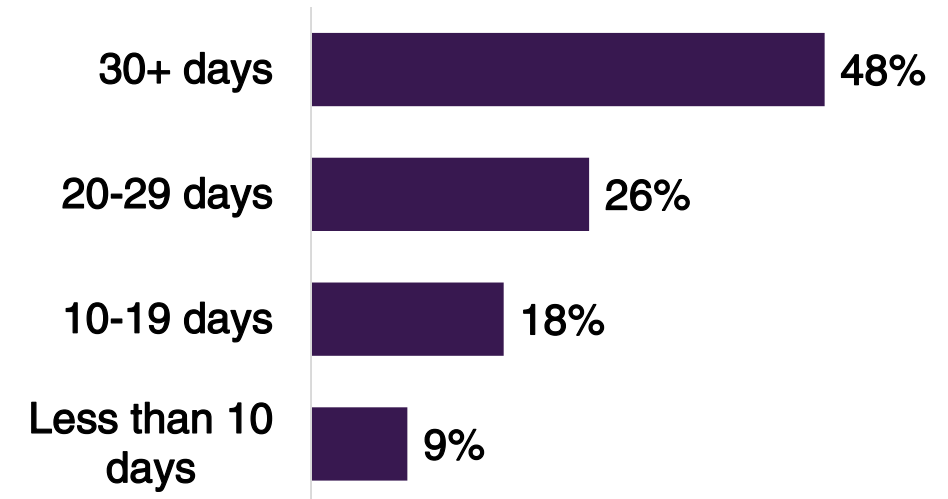
Children attended an average of **25.5 days** with **73%** of children attending for **20+ days**. Most parents planned for their child to attend all days offered. Relative to their anticipated attendance, on average, **children attended 75% of the expected days**.



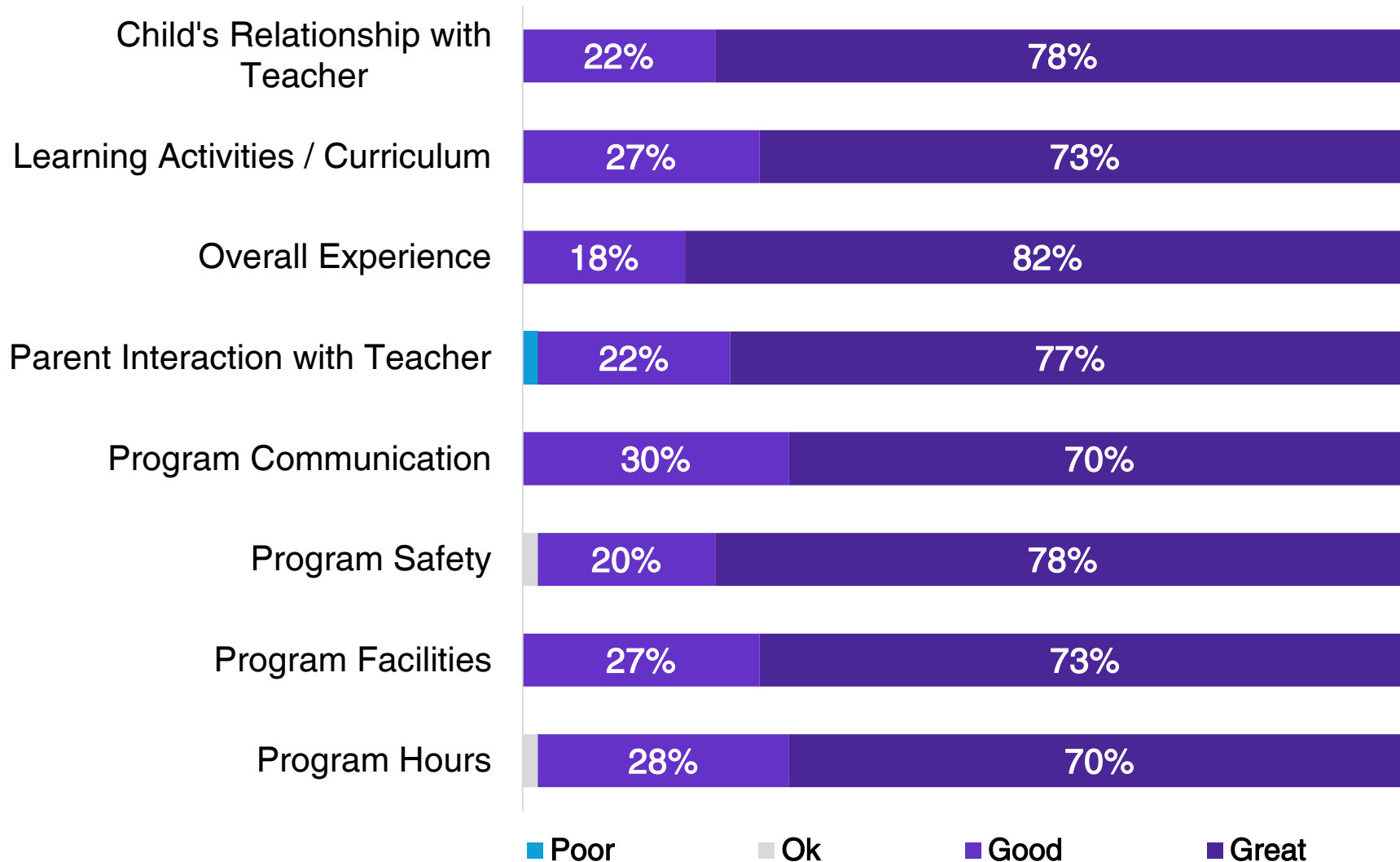
Average Child Attendance and Program Days by Site

| Provider Site | Average Participation | Average Child Attendance | Program Days Offered |
|-----------------|-----------------------|--------------------------|----------------------|
| I Rise Center | 90.3% | 30.7 | 34 |
| Gainesville HS | 83.8% | 28.5 | 34 |
| Building Dreams | 77.4% | 26.3 | 34 |
| Martin-Rochelle | 56.1% | 19.1 | 34 |
| Hawthorne HS | 52.2% | 17.3 | 34 |
| All Sites | 75.1% | 25.5 days | 170 days |

Child Attendance Grouped by Days



Nearly all parents surveyed were highly satisfied with the program.



Liked Best:

- Teachers
- Friends
- Learning
- Educational Materials

“They had fun while learning.”

“The staff are great!”

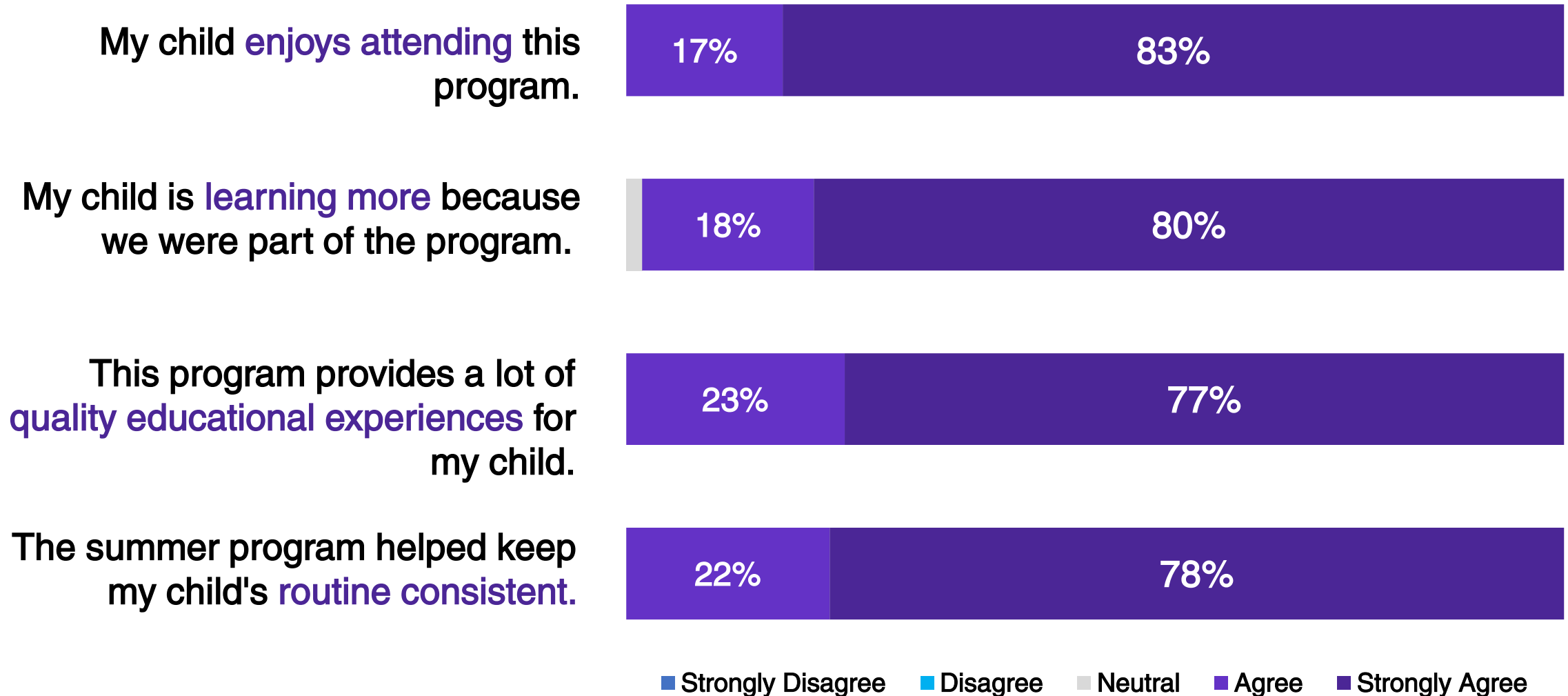
“The teachers. They're so nice and my child loves them.”

“We love getting the books and doing the activities that goes along with the stories.”

“I love how they always give feedback on my children's progress.”

N=60

Parents acknowledge program quality and several key benefits via survey responses.



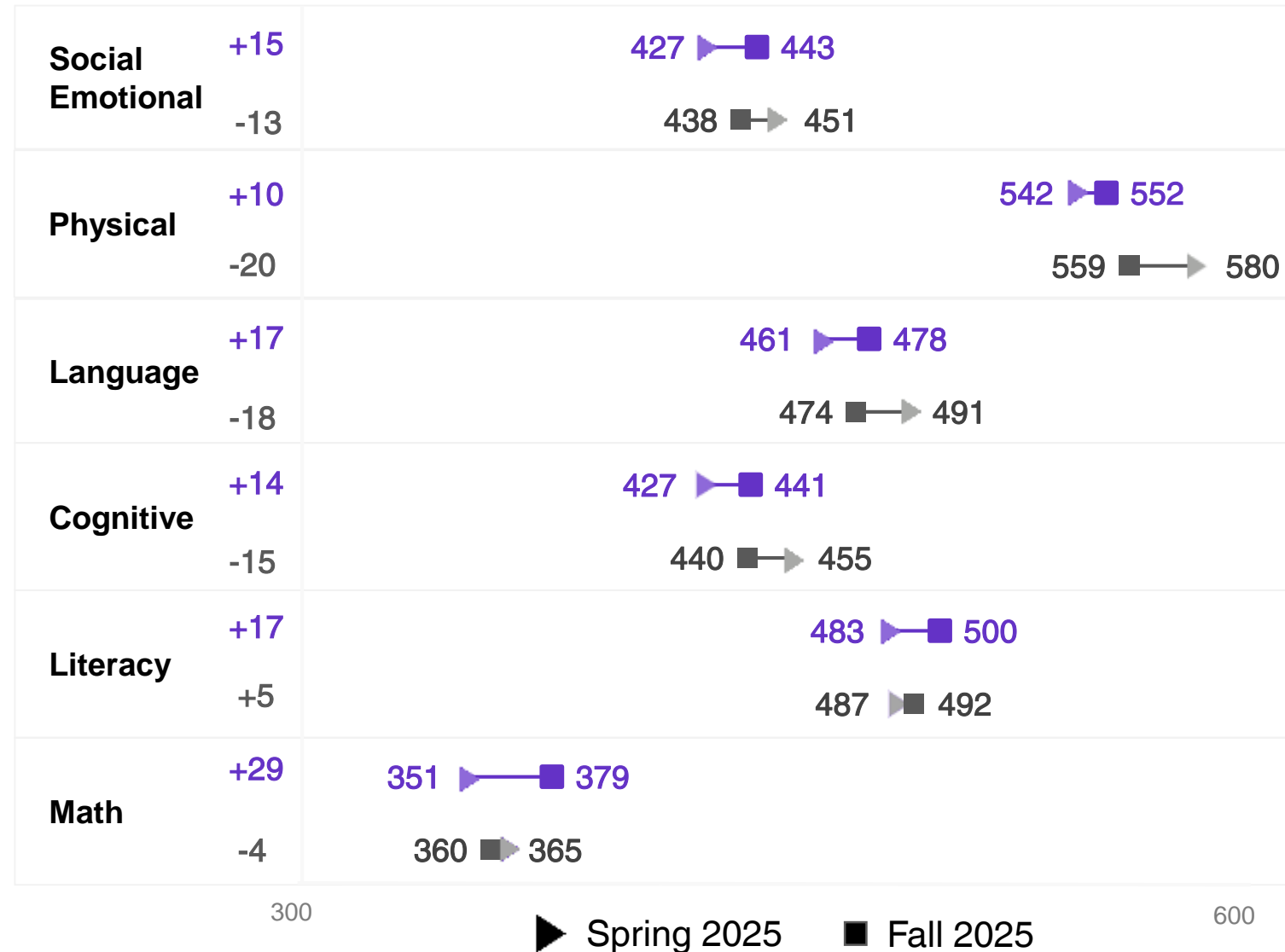
N=60



Teaching Strategies GOLD Results



Summer Bridge children's learning gains outpaced non-participants.



Summer
Bridge
participants
(n=29)

Alachua
County
Head Start
participants
not enrolled
in Summer
Bridge
(n=31)

Performance Measures



How Much?

| Measure | Target | Actual |
|-----------------|--------|--------|
| Children Served | 90 | 94 |
| Program Days | 170 | 170 |

How Well?

| Measure | Target | Actual |
|-----------------------------------|--------|--------|
| Children Attend as Anticipated | 75% | 75% |
| Child Enjoys Attending | 90% | 100% |
| Satisfied with Communication | 85% | 100% |
| Satisfied with Overall Experience | 90% | 100% |

Better Off?

| Measure | | Target | Actual |
|--|------------------|--------|--------|
| Satisfied with Learning Activities | | 90% | 100% |
| Child is Learning More (parent report) | | 90% | 98% |
| Children's learning gains outpace comparison group | Literacy | +5 | +17 |
| | Math | -4 | +29 |
| | Cognitive | -15 | +14 |
| | Language | -18 | +17 |
| | Physical | -20 | +10 |
| | Social-Emotional | -13 | +15 |



CHILDREN'S TRUST
OF ALACHUA COUNTY