

PROPERTY INFORMATION:
 OWNER: SEASIDE CHAPEL INDEPENDENT CHURCH
 ADDRESS: 105 SOUTH DOW ROAD
 CAROLINA BEACH, NC 28428
 PARCEL ID: R09005-012-001-000
 ZONING: R-3 RESIDENTIAL [RELIGIOUS]
 AREA: 2.52 AC
PARKING DATA:
 REQUIRED: 1 SPACE: 300 sf WORSHIP SPACE
 13,126 sf / 300 = 44 SPACES
 SCHOOL: 1 SPACES: GRADE + 5 VISITOR SPACES
 1 x 5 GRADES = 6+5 = 11 SPACES
 PARSONAGE: 1: BEDROOM = 3 SPACES
 PROVIDED: 72 GRAVEL PARKING SPACES

NCDOT MUNICIPAL AND SCHOOL TRANSPORTATION ASSISTANCE (MSTA) WITH NC DPI (DEPT. OF PUBLIC INSTRUCTION): For 90 Students in Grades K-5



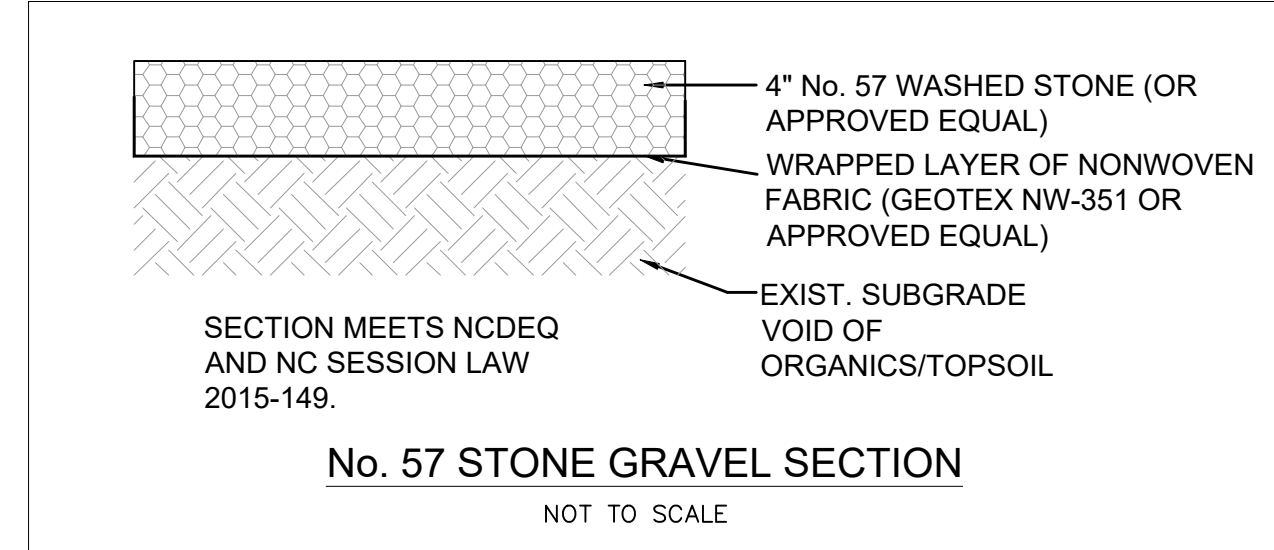
PRIVATE SCHOOL STACKING LENGTH REQUIRED:
 1. AVG. QUEUE LENGTH = 310-FT
 2. HIGH DEMAND LENGTH = 405-FT

SEASIDE SCHOOL STACKING LENGTH PROVIDED:
 1. QUEUE LENGTH = 590-LF
 2. 590 LF / 20' SPACE = 29 TOTAL VEHICLES
 3. 8'x20' BOX SHOWS 34 TOTAL VEHICLES WITH DOUBLE STACKING ALONG THE SCHOOL

NOTE: 8TH ST. DRIVEWAY BLOCKED OFF TEMPORARILY BY SCHOOL STAFF DURING DROP-OFF AND PICK-UP

IMPERVIOUS CALCULATOR:

| | |
|--------------------------------------|-----------|
| EXISTING BUILDINGS TOTAL: | 13,126 SF |
| INCLUDES: | |
| SANCTUARY | 3725 SF |
| FAMILY LIFE CENTER | 7500 SF |
| STORAGE BUILDING-ADMIN. | 1901 SF |
| EX. CONCRETE SIDEWALKS: | 4,900 SF |
| PROPOSED PERVIOUS GRAVEL PARKING LOT | 35,900sf |
| PROPOSED CONCR. SIDEWALKS: | 850 sf |



NOTE: This site plan is a graphic representation for due diligence purposes. Existing land features and property boundary lines shall be surveyed and verified. Plan layout is subject to municipal changes to land codes and ordinances.
 Proverbs 16:3 Commit your works to the Lord and your plans will succeed.

**SEASIDE CHRISTIAN ACADEMY
 AND SEASIDE CHAPEL SITE PLAN
 SCHOOL GRADES K-5
 Carolina Beach, NC**

