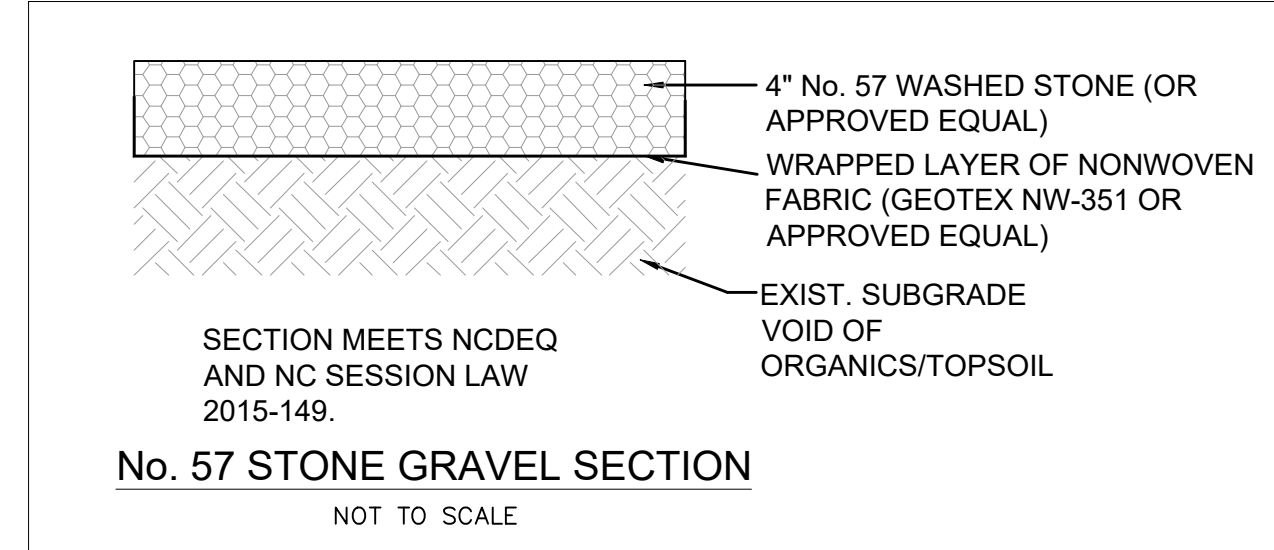




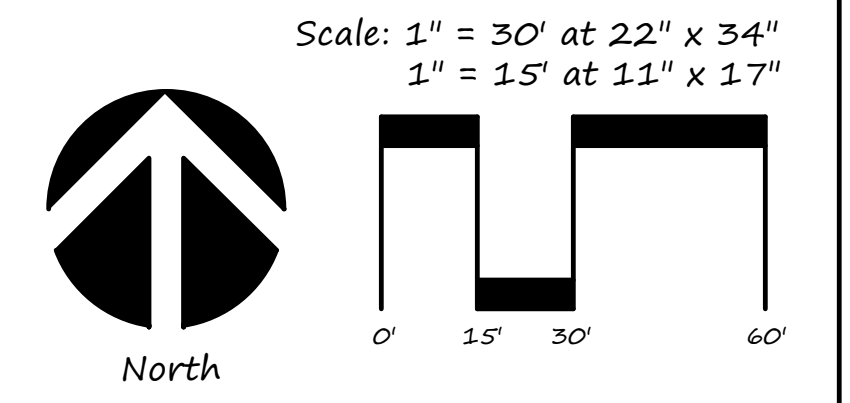
PROPERTY INFORMATION:
 OWNER: SEASIDE CHAPEL INDEPENDENT CHURCH
 ADDRESS: 105 SOUTH DOW ROAD
 CAROLINA BEACH, NC 28428
 PARCEL ID: R09005-012-001-000
 ZONING: R-3 RESIDENTIAL [RELIGIOUS]
 AREA: 2.52 AC
PARKING DATA:
 REQUIRED: 1 SPACE: 300 sf WORSHIP SPACE
 13,126 sf / 300 = 44 SPACES
 SCHOOL: 1 SPACES: GRADE + 5 VISITOR SPACES
 1 x 5 GRADES = 6+5 = 11 SPACES
 PARSONAGE: 1: BEDROOM = 3 SPACES
 PROVIDED: 72 GRAVEL PARKING SPACES

NCDOT MSTA SCHOOL TRAFFIC CALCULATOR:
 90 Students in Grades K-5
PRIVATE SCHOOL REQUIRED:
 1. AVG. QUEUE LENGTH = 310-FT
 2. MAX. QUEUE LENGTH = 405-FT
SEASIDE SCHOOL PROVIDED:
 1. QUEUE LENGTH = 630-LF
 SINGLE-LANE
 2. 630 LF / 23' CAR =
 20 TOTAL VEHICLES QUEUE
 3. 8TH ST. BLOCKED OFF TEMPORARILY BY
 SCHOOL STAFF DURING
 DROP-OFF AND PICK-UP

IMPERVIOUS CALCULATOR:
 EXISTING BUILDINGS TOTAL: 13,126 SF
 INCLUDES:
 SANCTUARY 3725 SF
 FAMILY LIFE CENTER 7500 SF
 STORAGE BUILDING-ADMIN. 1901 SF
 EX. CONCRETE SIDEWALKS: 4,900 SF
 PROPOSED PERVIOUS
 GRAVEL PARKING LOT 35,900sf
 PROPOSED CONCR. SIDEWALKS: 850 sf



**SEASIDE CHRISTIAN ACADEMY
 AND SEASIDE CHAPEL SITE PLAN
 SCHOOL GRADES K-5
 Carolina Beach, NC**



NOTE: This site plan is a graphic representation for due diligence purposes. Existing land features and property boundary lines shall be surveyed and verified. Plan layout is subject to municipal changes to land codes and ordinances.
 Proverbs 16:3 Commit your works to the Lord and your plans will succeed.