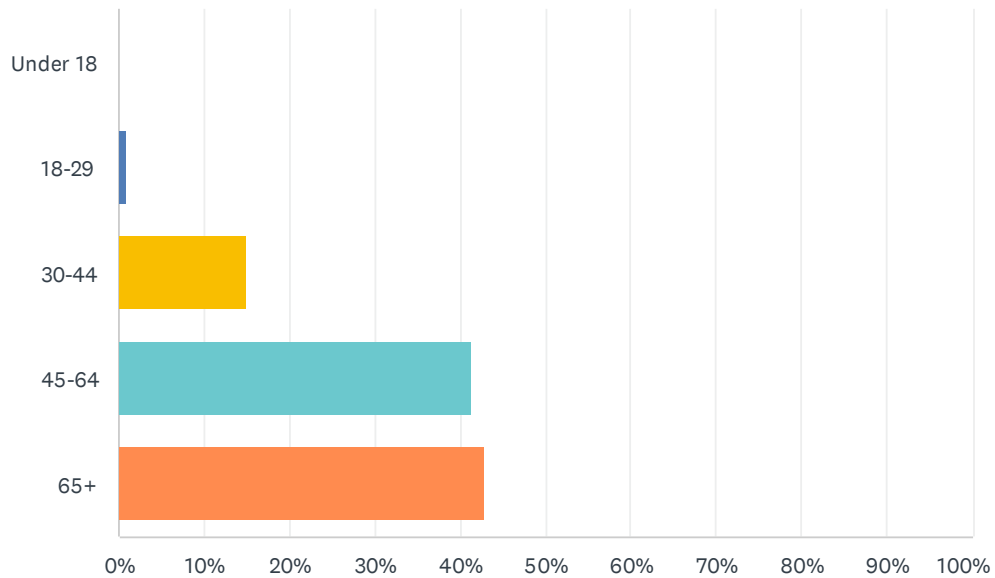


## Q1 What is your age group?

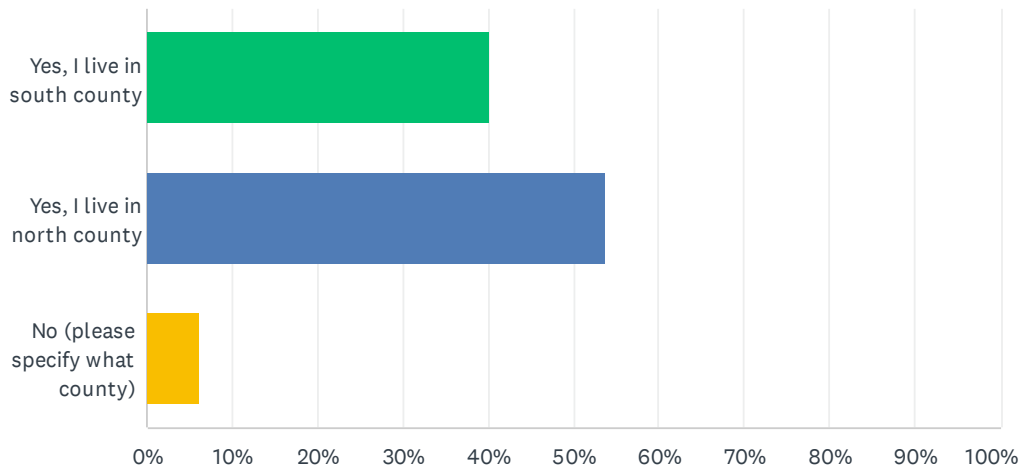
Answered: 327 Skipped: 2



| ANSWER CHOICES | RESPONSES |     |
|----------------|-----------|-----|
| Under 18       | 0.00%     | 0   |
| 18-29          | 0.92%     | 3   |
| 30-44          | 14.98%    | 49  |
| 45-64          | 41.28%    | 135 |
| 65+            | 42.81%    | 140 |
| TOTAL          |           | 327 |

## Q2 Do you live in Santa Cruz County?

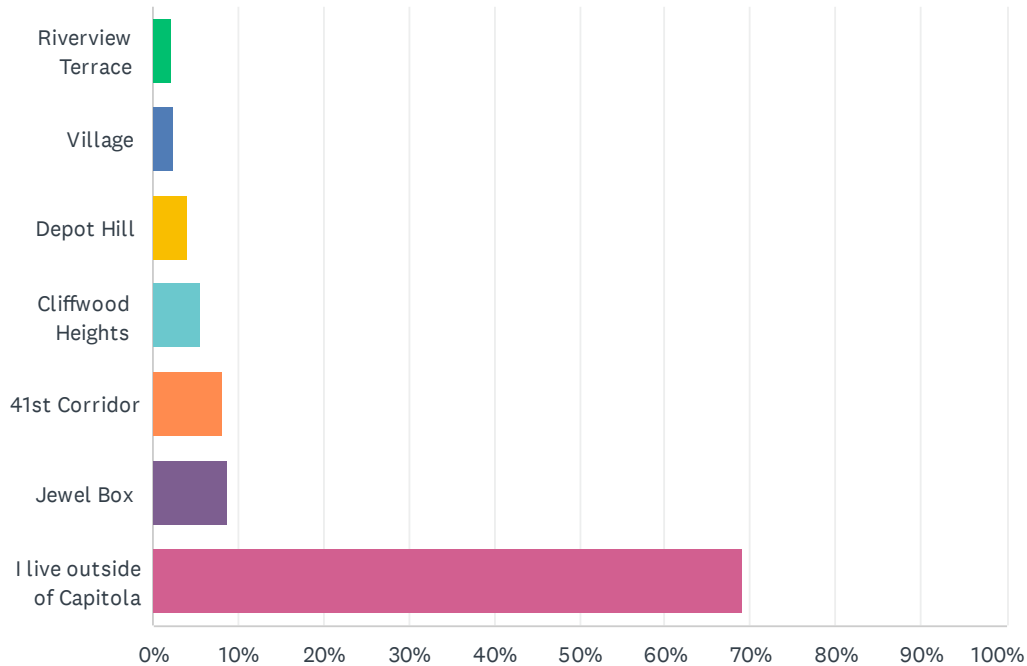
Answered: 329    Skipped: 0



| ANSWER CHOICES                  | RESPONSES |     |
|---------------------------------|-----------|-----|
| Yes, I live in south county     | 40.12%    | 132 |
| Yes, I live in north county     | 53.80%    | 177 |
| No (please specify what county) | 6.08%     | 20  |
| TOTAL                           |           | 329 |

### Q3 Which neighborhood in Capitola do you live in? If not, please specify what city you live in.

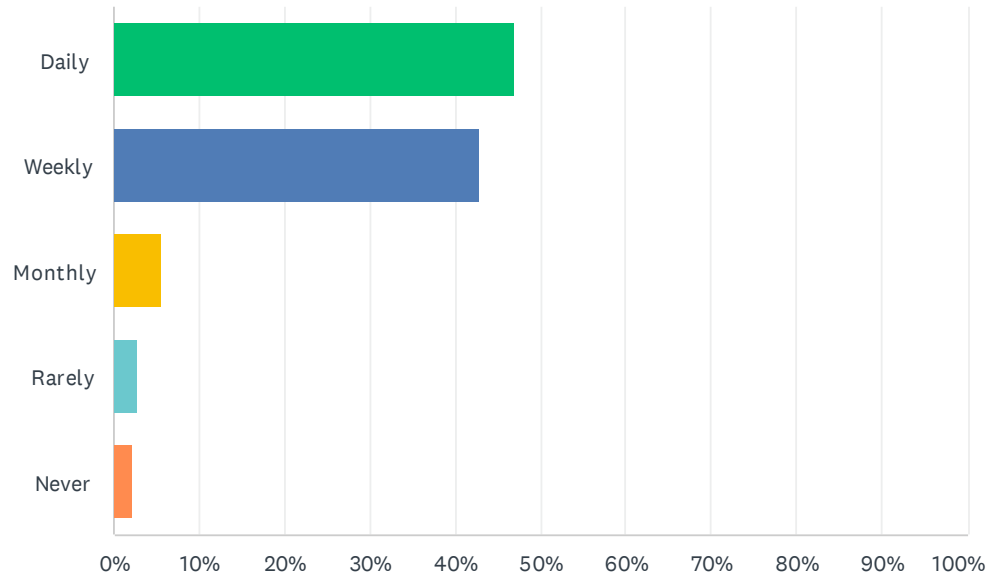
Answered: 329 Skipped: 0



| ANSWER CHOICES             | RESPONSES |     |
|----------------------------|-----------|-----|
| Riverview Terrace          | 2.13%     | 7   |
| Village                    | 2.43%     | 8   |
| Depot Hill                 | 3.95%     | 13  |
| Cliffwood Heights          | 5.47%     | 18  |
| 41st Corridor              | 8.21%     | 27  |
| Jewel Box                  | 8.81%     | 29  |
| I live outside of Capitola | 69.00%    | 227 |
| TOTAL                      |           | 329 |

## Q4 How often do you participate in recreational activities within Santa Cruz County?

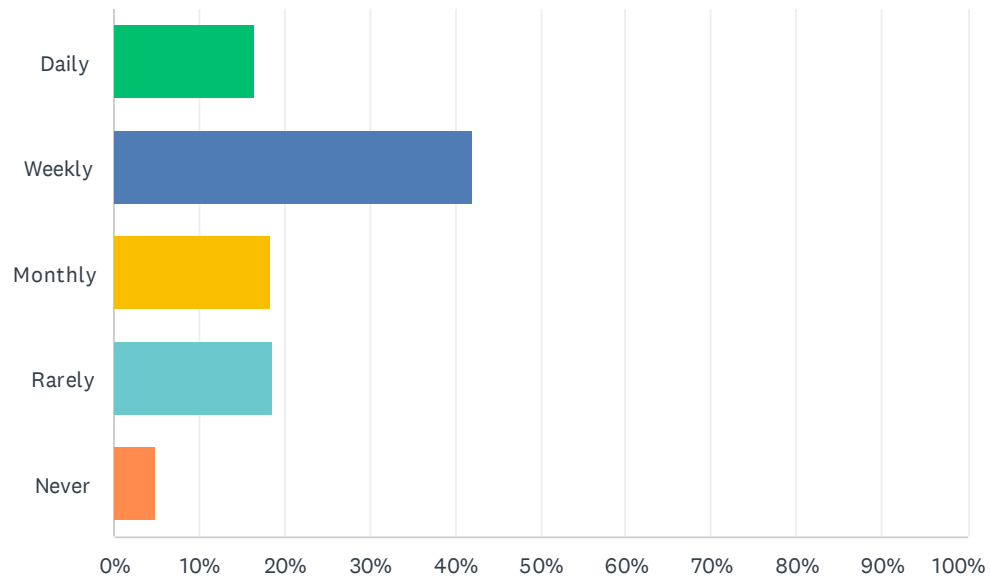
Answered: 329 Skipped: 0



| ANSWER CHOICES | RESPONSES |     |
|----------------|-----------|-----|
| Daily          | 46.81%    | 154 |
| Weekly         | 42.86%    | 141 |
| Monthly        | 5.47%     | 18  |
| Rarely         | 2.74%     | 9   |
| Never          | 2.13%     | 7   |
| TOTAL          |           | 329 |

## Q5 How often do you participate in recreational activities within Capitola?

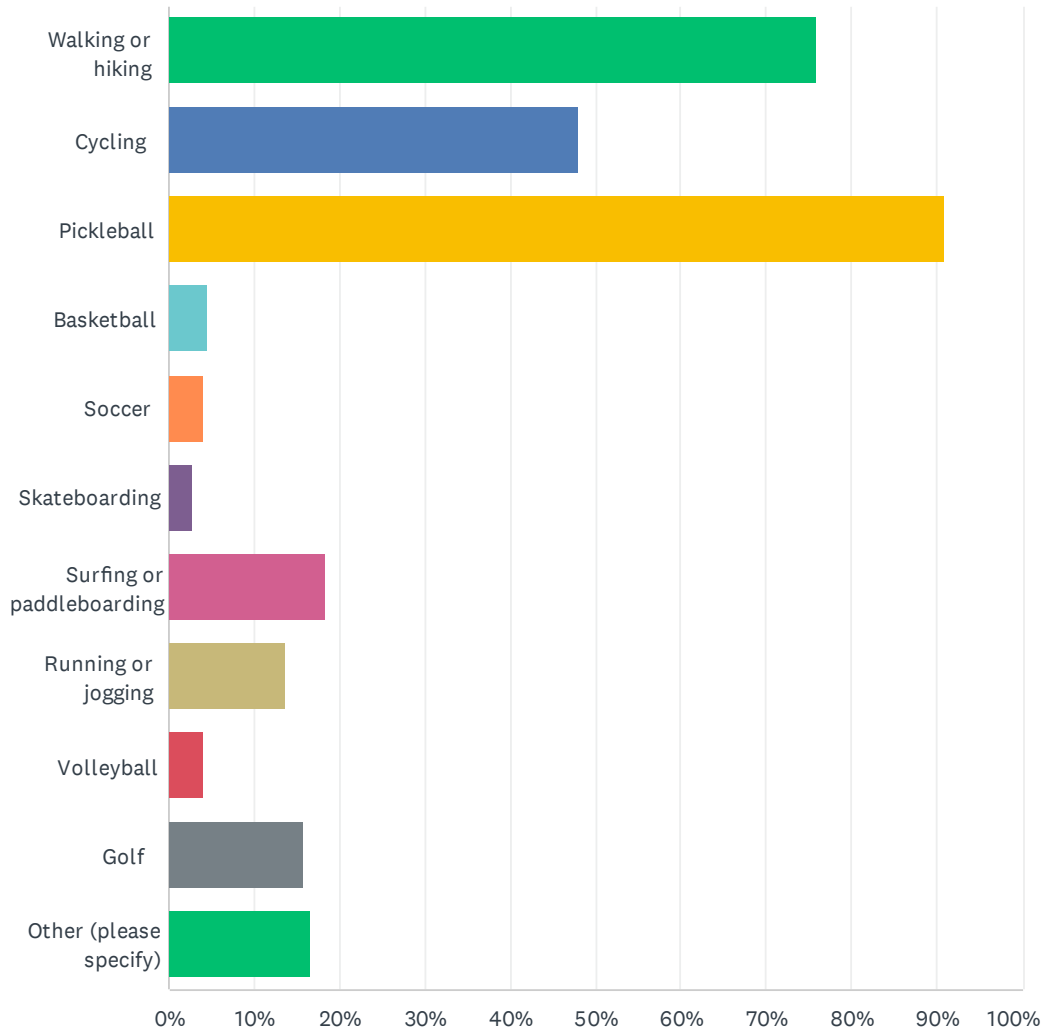
Answered: 329 Skipped: 0



| ANSWER CHOICES | RESPONSES |     |
|----------------|-----------|-----|
| Daily          | 16.41%    | 54  |
| Weekly         | 41.95%    | 138 |
| Monthly        | 18.24%    | 60  |
| Rarely         | 18.54%    | 61  |
| Never          | 4.86%     | 16  |
| TOTAL          |           | 329 |

## Q6 What outdoor recreational sports or activities do you currently participate in?

Answered: 329 Skipped: 0

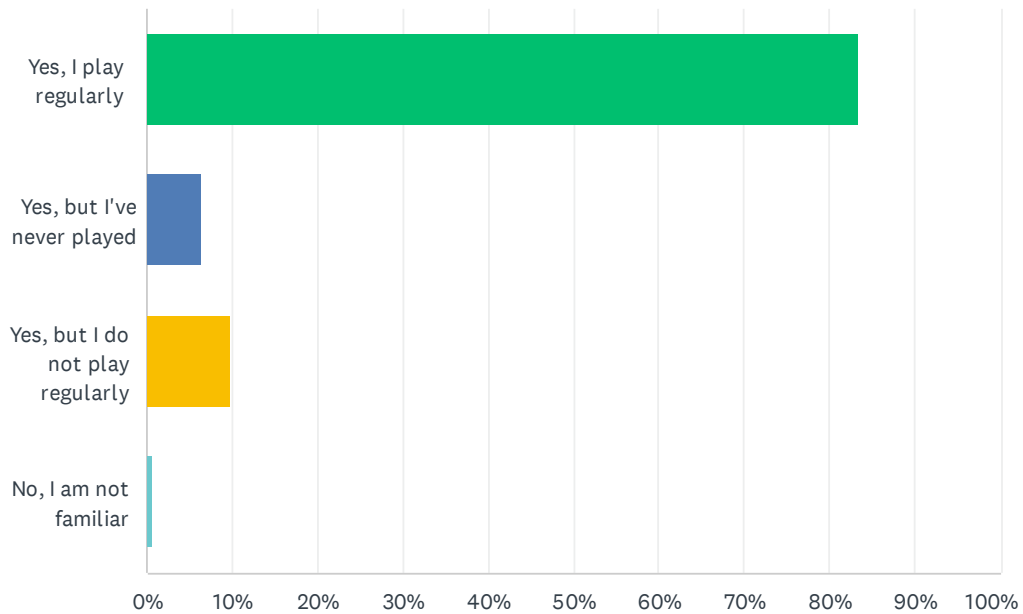


## City of Capitola: Pickleball Community Engagement Survey

| ANSWER CHOICES            | RESPONSES |     |
|---------------------------|-----------|-----|
| Walking or hiking         | 75.99%    | 250 |
| Cycling                   | 48.02%    | 158 |
| Pickleball                | 90.88%    | 299 |
| Basketball                | 4.56%     | 15  |
| Soccer                    | 3.95%     | 13  |
| Skateboarding             | 2.74%     | 9   |
| Surfing or paddleboarding | 18.24%    | 60  |
| Running or jogging        | 13.68%    | 45  |
| Volleyball                | 3.95%     | 13  |
| Golf                      | 15.81%    | 52  |
| Other (please specify)    | 16.72%    | 55  |
| Total Respondents: 329    |           |     |

## Q7 Are you familiar with the sport of pickleball?

Answered: 329 Skipped: 0

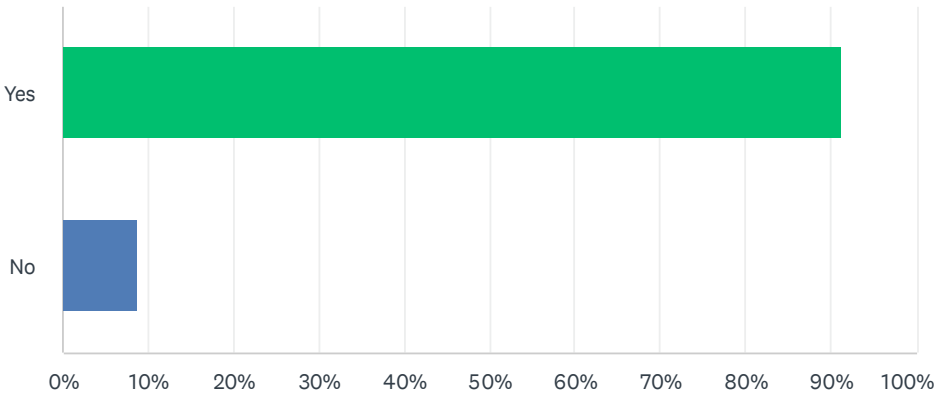


| ANSWER CHOICES                   | RESPONSES |     |
|----------------------------------|-----------|-----|
| Yes, I play regularly            | 83.28%    | 274 |
| Yes, but I've never played       | 6.38%     | 21  |
| Yes, but I do not play regularly | 9.73%     | 32  |
| No, I am not familiar            | 0.61%     | 2   |
| TOTAL                            |           | 329 |



Q8 Have you played pickleball in the surrounding areas?

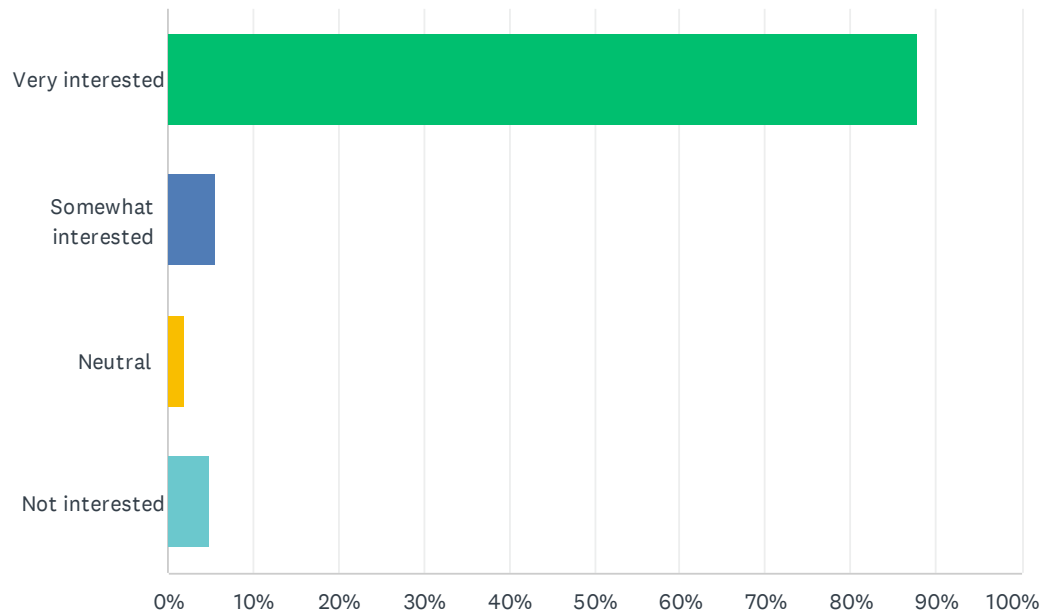
Answered: 329    Skipped: 0



| ANSWER CHOICES | RESPONSES |     |
|----------------|-----------|-----|
| Yes            | 91.19%    | 300 |
| No             | 8.81%     | 29  |
| TOTAL          |           | 329 |

## Q9 How interested are you in seeing a pickleball facility in Capitola?

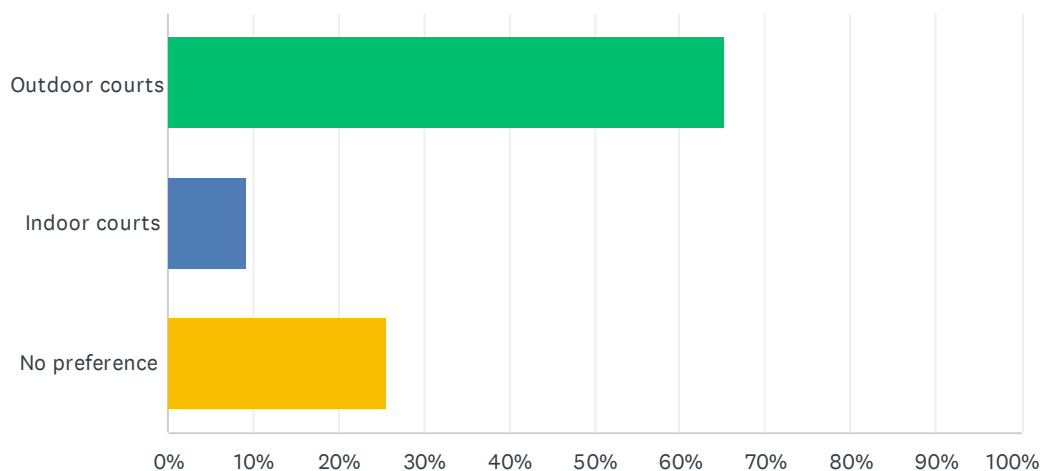
Answered: 329 Skipped: 0



| ANSWER CHOICES      | RESPONSES |     |
|---------------------|-----------|-----|
| Very interested     | 87.84%    | 289 |
| Somewhat interested | 5.47%     | 18  |
| Neutral             | 1.82%     | 6   |
| Not interested      | 4.86%     | 16  |
| TOTAL               |           | 329 |

## Q10 What is your preferred setting for pickleball activities?

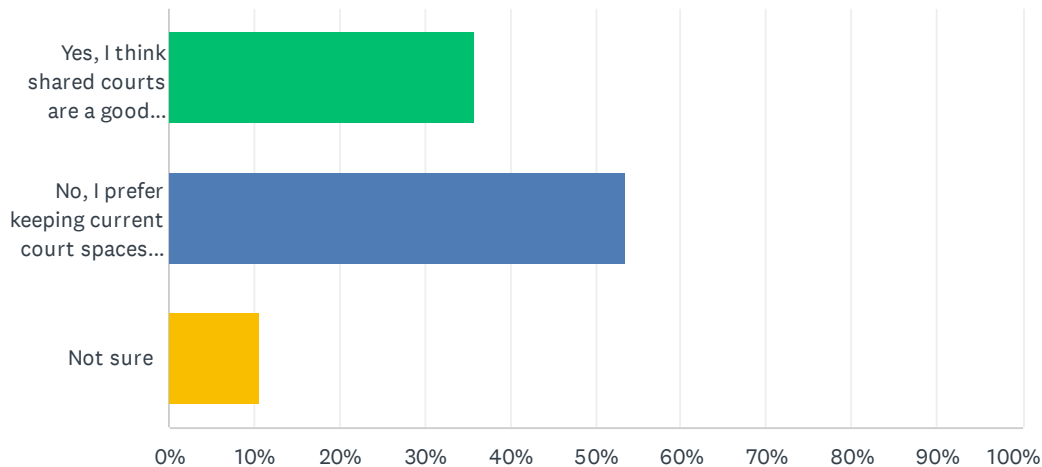
Answered: 329 Skipped: 0



| ANSWER CHOICES | RESPONSES |     |
|----------------|-----------|-----|
| Outdoor courts | 65.35%    | 215 |
| Indoor courts  | 9.12%     | 30  |
| No preference  | 25.53%    | 84  |
| TOTAL          |           | 329 |

## Q11 Would you support the idea of shared courts where pickleball and other sports, such as tennis, use the same space at a different time?

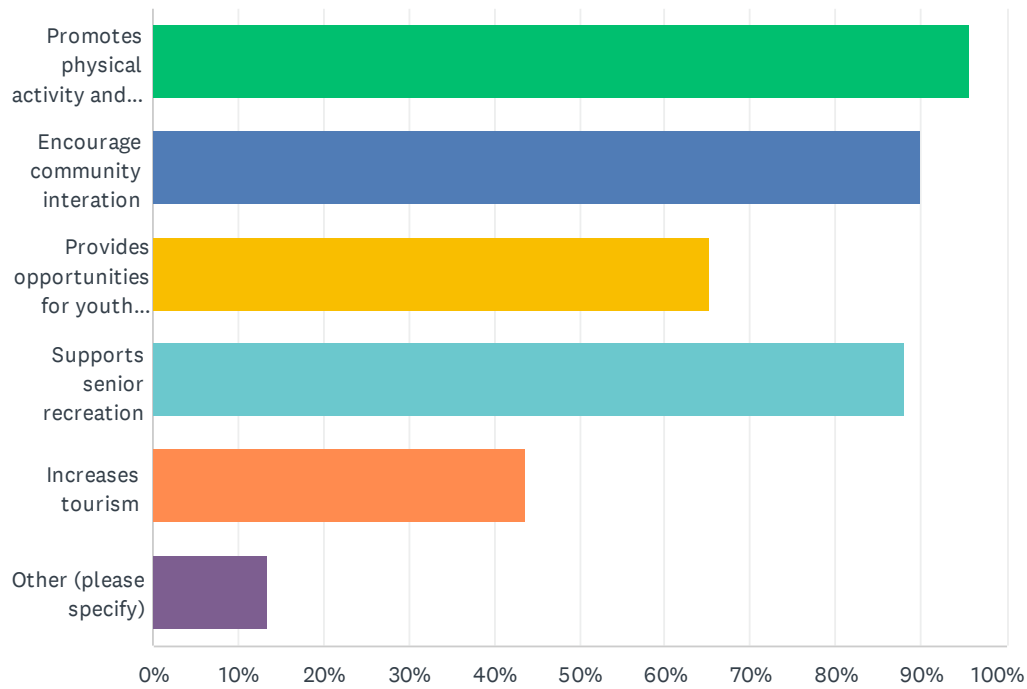
Answered: 329 Skipped: 0



| ANSWER CHOICES   | RESPONSES |     |
|--|-----------|-----|
| Yes, I think shared courts are a good solution                                   | 35.87%    | 118 |
| No, I prefer keeping current court spaces and adding dedicated pickleball courts | 53.50%    | 176 |
| Not sure   | 10.64%    | 35  |
| TOTAL  |           | 329 |

## Q12 What benefits would pickleball bring to Capitola? (Check all that apply)

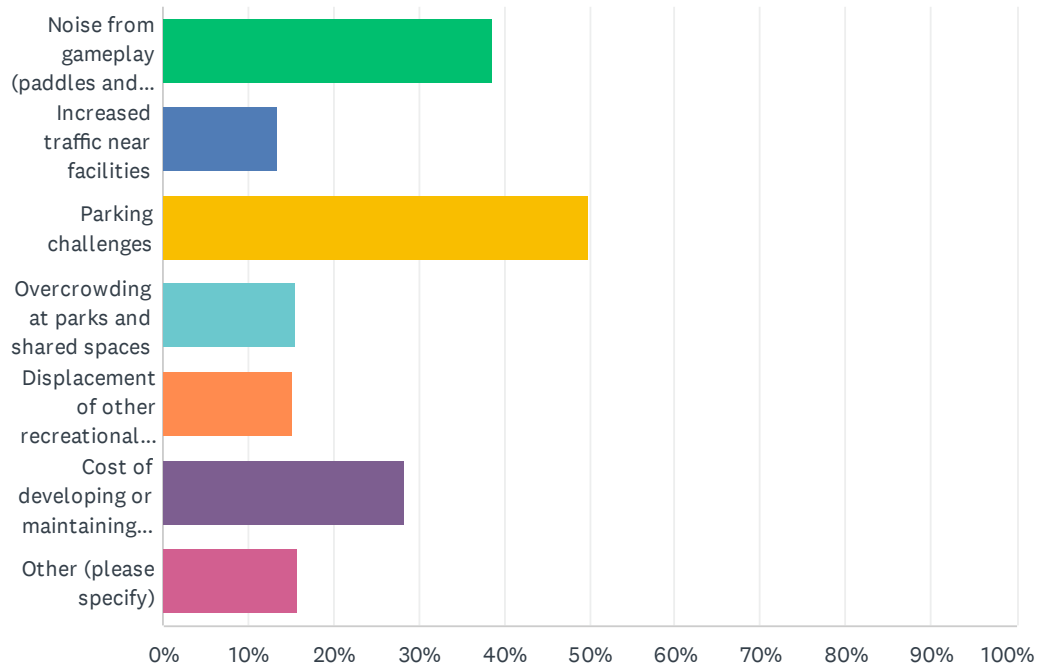
Answered: 329 Skipped: 0



| ANSWER CHOICES                              | RESPONSES |     |
|---|-----------|-----|
| Promotes physical activity and health       | 95.74%    | 315 |
| Encourage community interaction             | 89.97%    | 296 |
| Provides opportunities for youth activities | 65.35%    | 215 |
| Supports senior recreation                  | 88.15%    | 290 |
| Increases tourism                           | 43.77%    | 144 |
| Other (please specify)                      | 13.37%    | 44  |
| Total Respondents: 329                      |           |     |

## Q13 What potential negative impacts do you associate with pickleball? (Check all that apply)

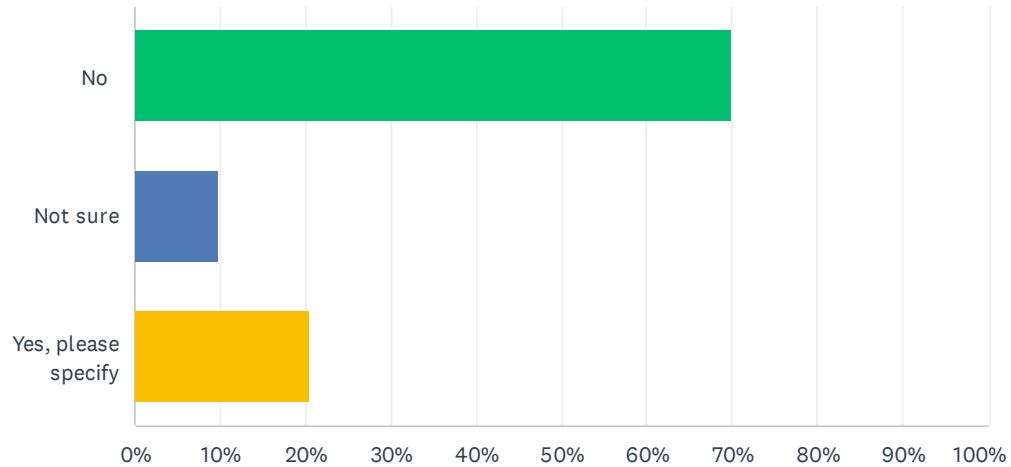
Answered: 329 Skipped: 0



| ANSWER CHOICES                                | RESPONSES |     |
|---|-----------|-----|
| Noise from gameplay (paddles and balls)       | 38.60%    | 127 |
| Increased traffic near facilities             | 13.37%    | 44  |
| Parking challenges                            | 49.85%    | 164 |
| Overcrowding at parks and shared spaces       | 15.50%    | 51  |
| Displacement of other recreational activities | 15.20%    | 50  |
| Cost of developing or maintaining facilities  | 28.27%    | 93  |
| Other (please specify)                        | 15.81%    | 52  |
| Total Respondents: 329                        |           |     |

## Q14 Have you experienced or heard of conflicts related to pickleball use in Capitola or nearby communities?

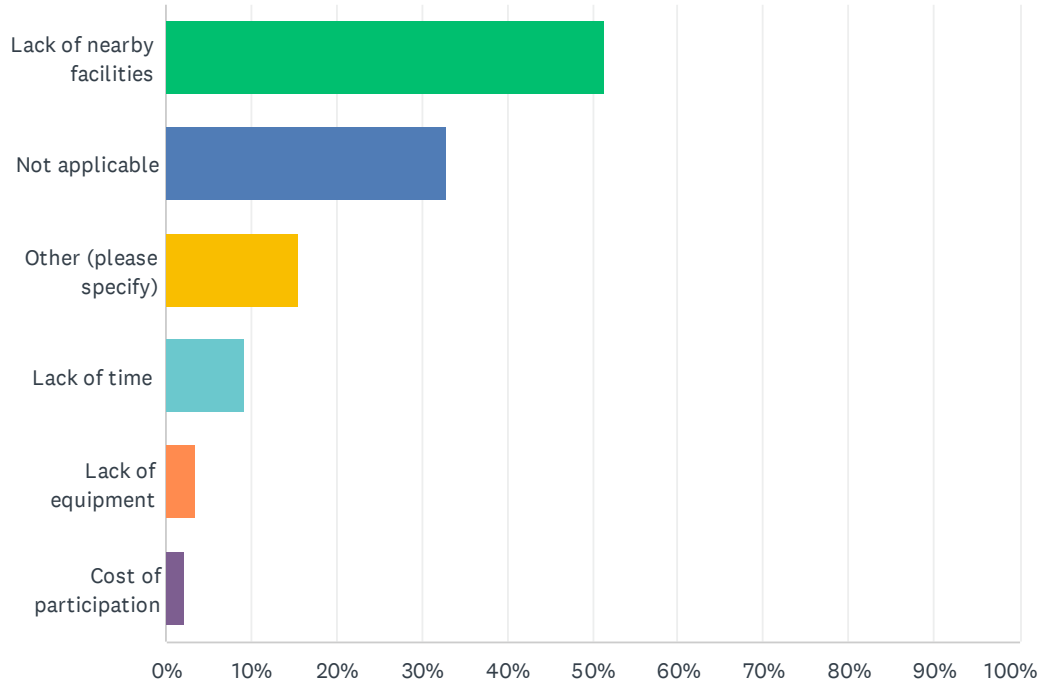
Answered: 329 Skipped: 0



| ANSWER CHOICES      | RESPONSES |     |
|---------------------|-----------|-----|
| No                  | 69.91%    | 230 |
| Not sure            | 9.73%     | 32  |
| Yes, please specify | 20.36%    | 67  |
| TOTAL               |           | 329 |

## Q15 Are there any barriers that currently prevent you from participating in pickleball? (Check all that apply)

Answered: 329 Skipped: 0



| ANSWER CHOICES            | RESPONSES |     |
|---------------------------|-----------|-----|
| Lack of nearby facilities | 51.37%    | 169 |
| Not applicable            | 32.83%    | 108 |
| Other (please specify)    | 15.50%    | 51  |
| Lack of time              | 9.12%     | 30  |
| Lack of equipment         | 3.34%     | 11  |
| Cost of participation     | 2.13%     | 7   |
| Total Respondents: 329    |           |     |



## Q16 What locations within Capitola do you believe would be ideal for pickleball facility?

Answered: 278   Skipped: 51

**Q17 Do you have any suggestions or comments about how the City of Capitola could support pickleball growth while addressing potential concerns?**

Answered: 232   Skipped: 97

## Q18 Please provide your email address if you would like to follow up information when available.

Answered: 192   Skipped: 137

| ANSWER CHOICES | RESPONSES |     |
|----------------|-----------|-----|
| Email address  | 100.00%   | 192 |