


Conceptual Design Guidelines for the Capitola Parklets

March 21, 2022



Deck photo by Bison Pedestal systems

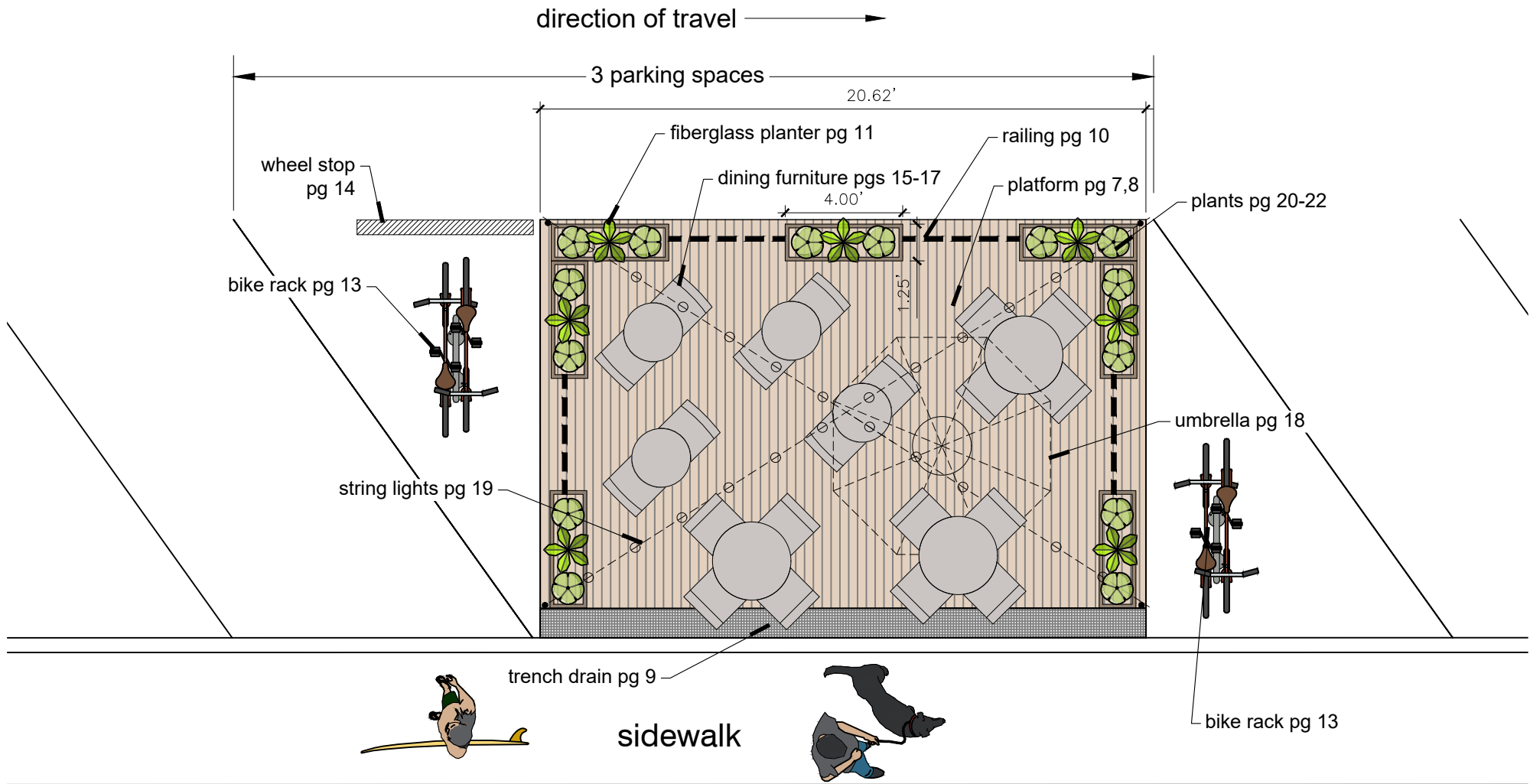


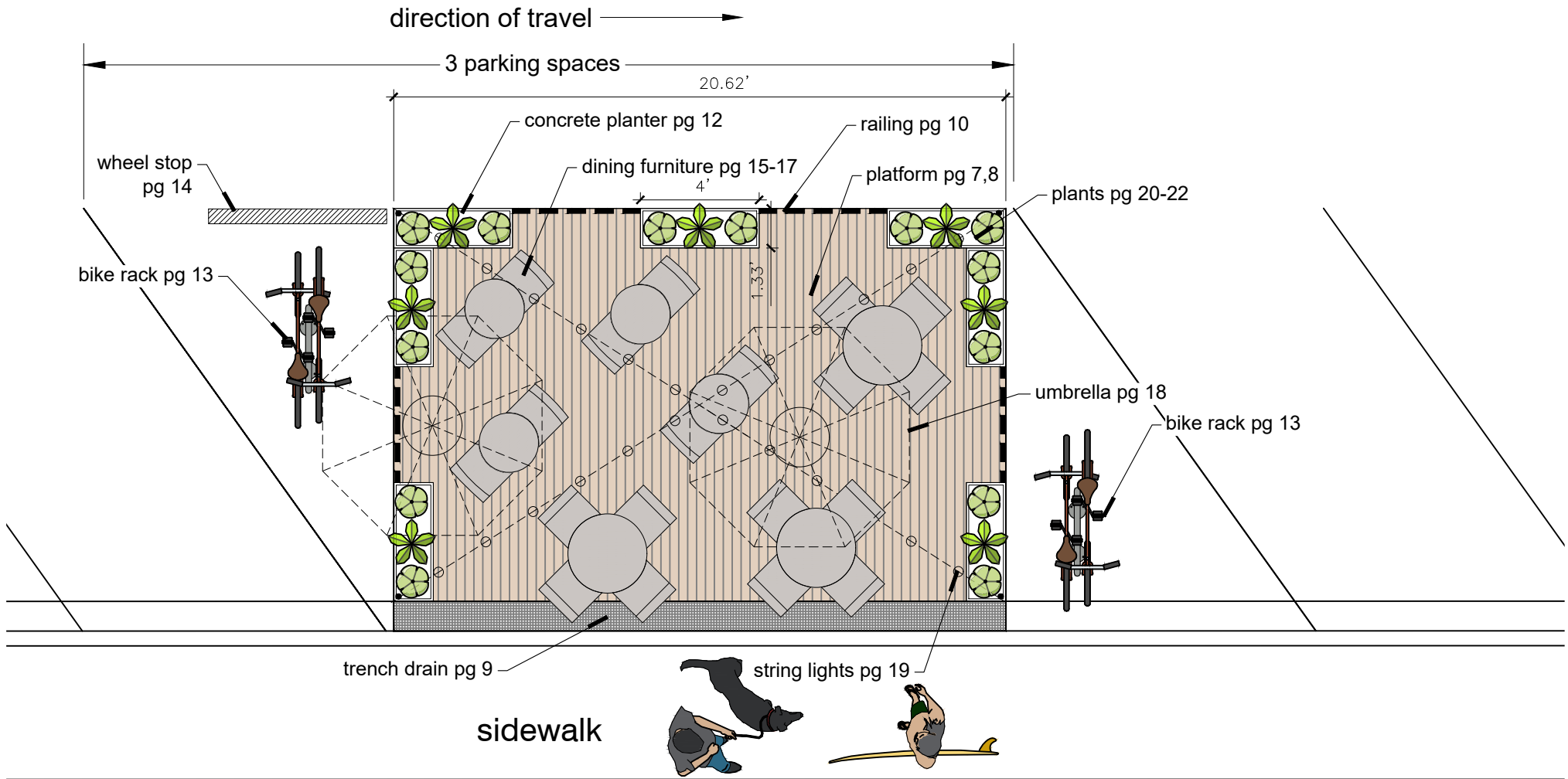
Michael Arnone + Associates
LANDSCAPE ARCHITECTURE

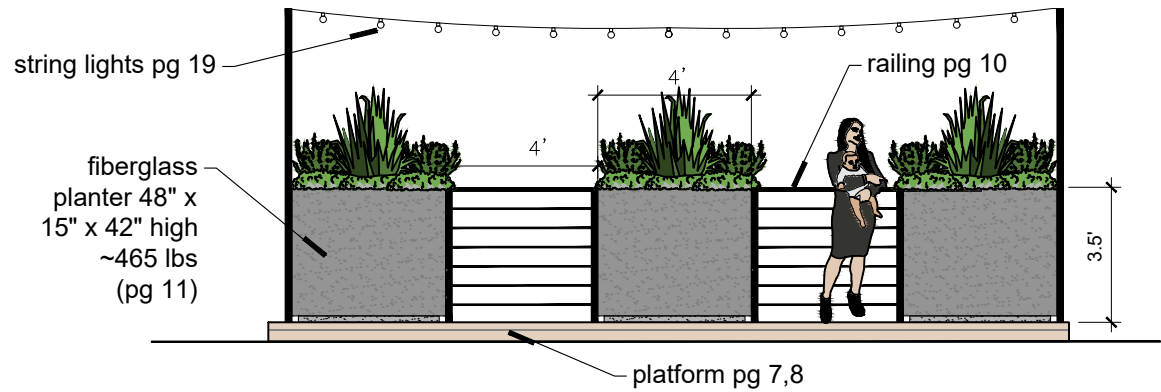
mike@arnonelandscape.com

www.arnonelandscape.com

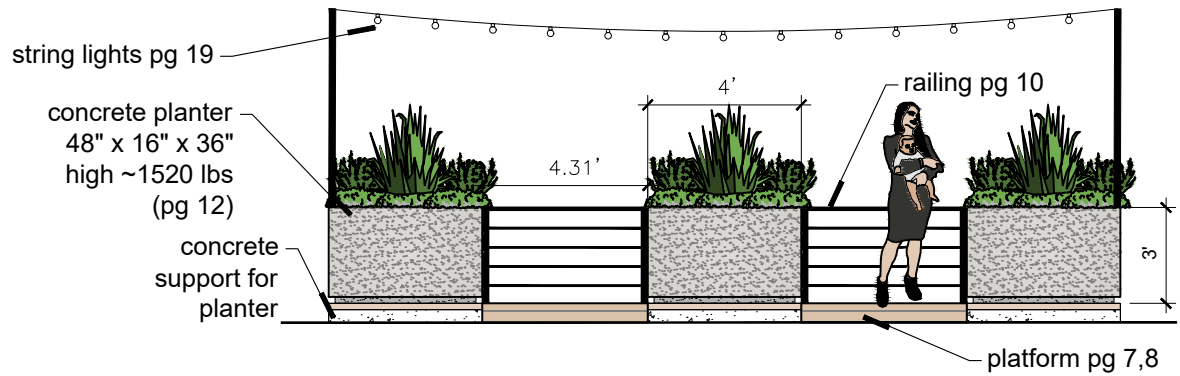
831.462.4988



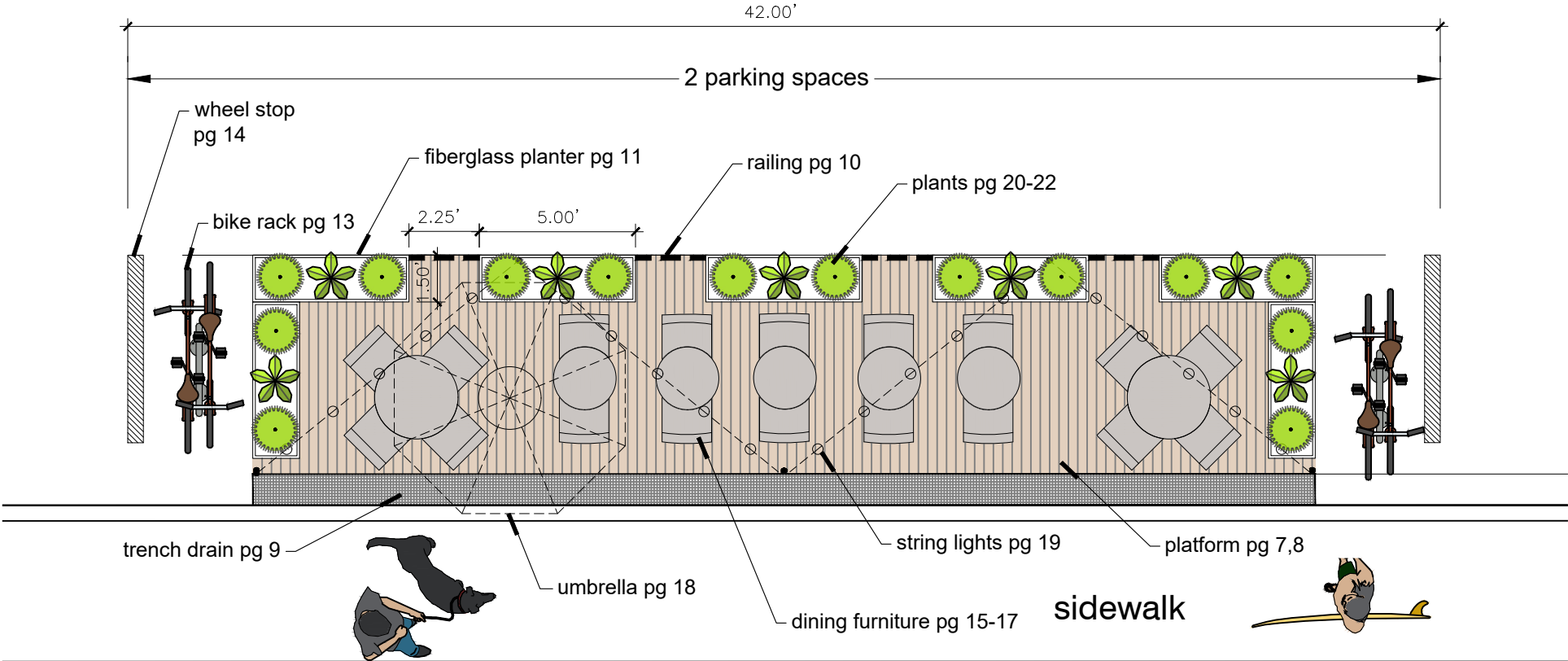


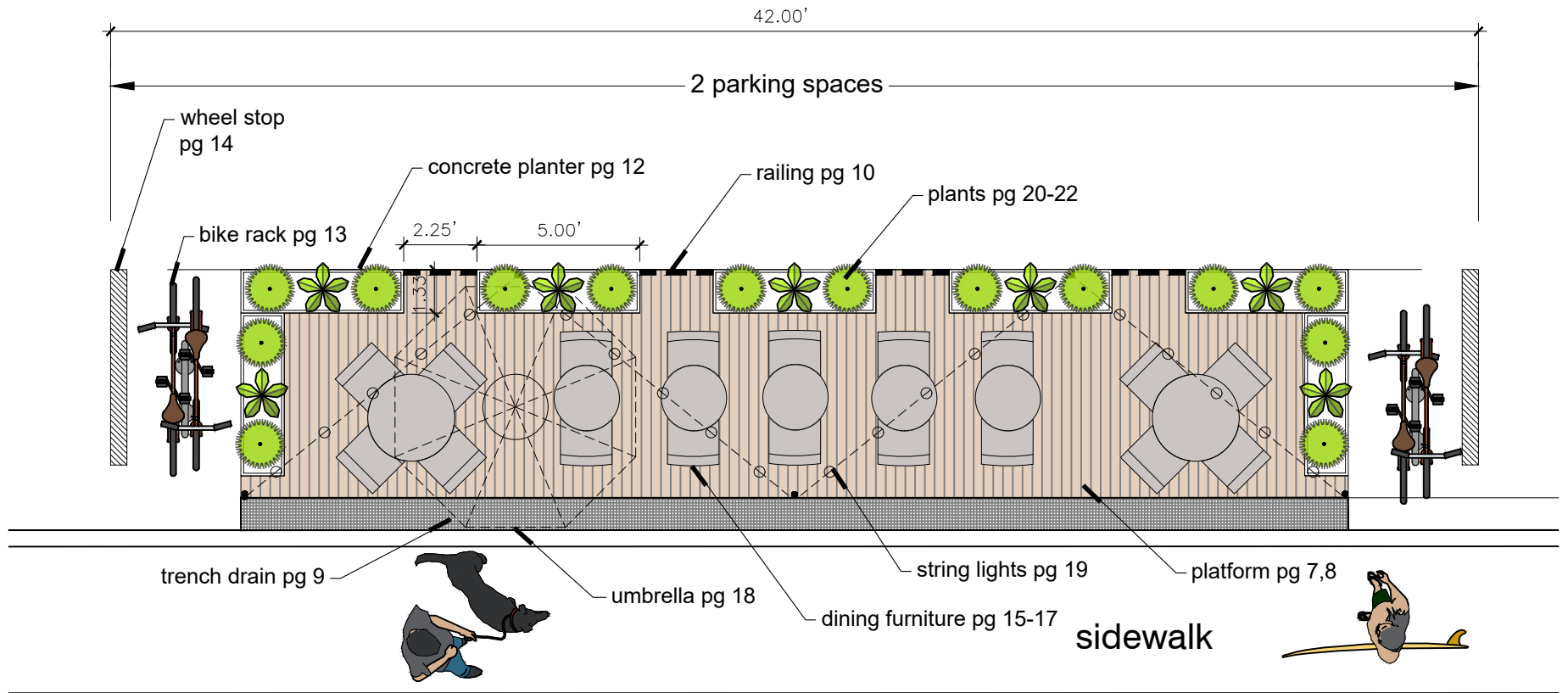


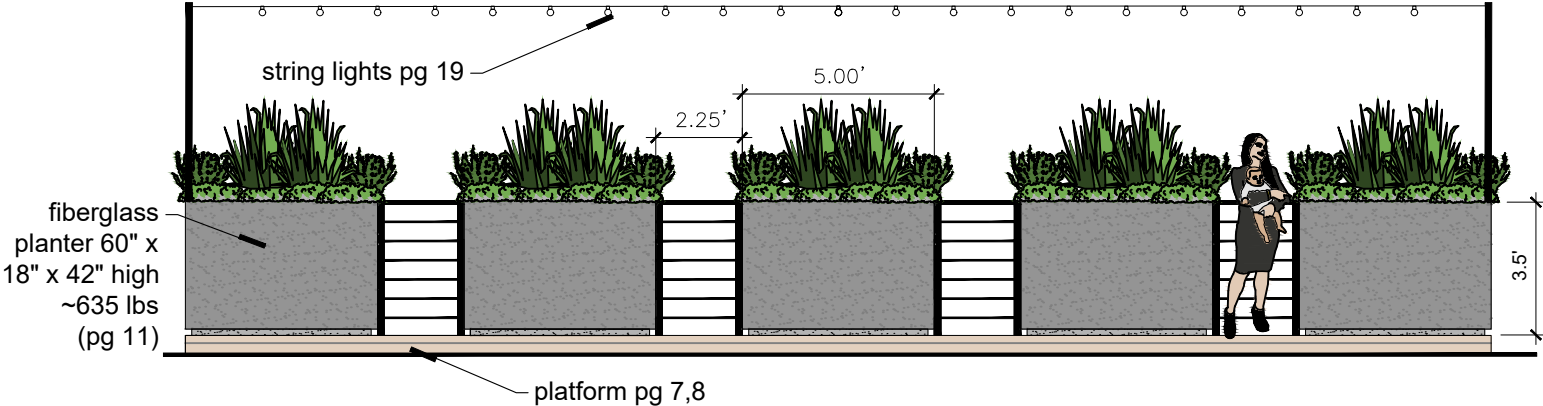
FIBERGLASS PLANTERS - elevation



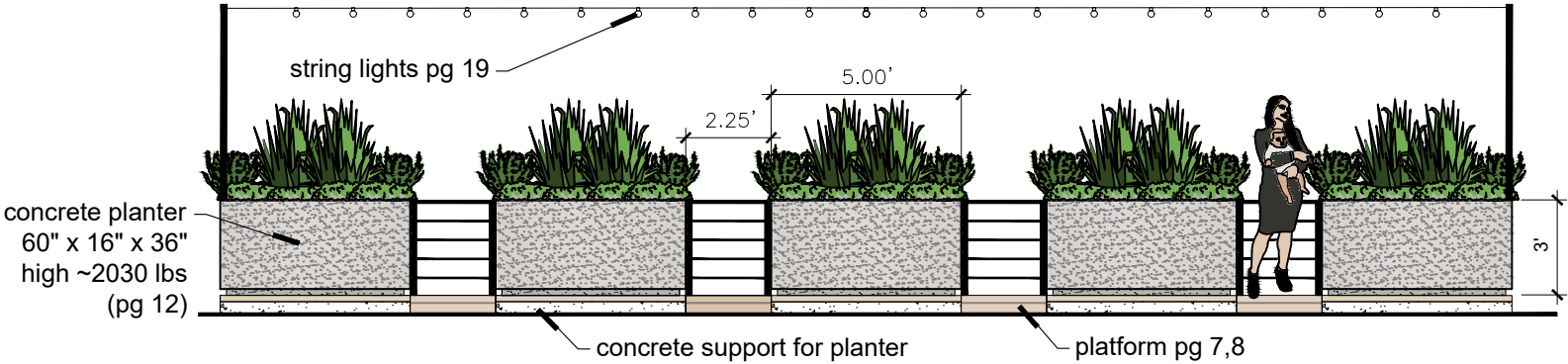
CONCRETE PLANTERS - elevation







FIBERGLASS PLANTERS - elevation



CONCRETE PLANTERS - elevation

McMASTER-CARR OVER 510,000 PRODUCTS


adjustable foot

Need help finding a product?
E-mail or call (882) 692-5511.

10 Products

Narrow By

Type


 Swivel Leveling

Inch/Metric
Inch


Thread Size

1/4"-16	5/8"-8
5/16"-14	3/4"-8
3/8"-12	1"-5
1/2"-10	1 1/4"-5

Stud

 With Stud

Thread Length



1 1/4"	4"
2"	6"
3 1/2"	

Capacity per Mount

- 1,000-5,000 lbs.
- 5,000-10,000 lbs.
- 10,000-20,000 lbs.
- 20,000 lbs. or More

Stud Material
Steel

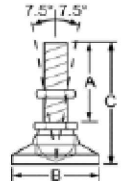
Base Material
Steel and Cast Iron

High-Capacity Acme Threaded Swivel Leveling Mounts


Broader, stronger threads enable faster adjustments and higher load capacities than standard V-shaped threads.


Base swivels 15° to compensate for uneven floors. Stud includes a removable nut. Made of zinc-plated steel.



Acme Threads



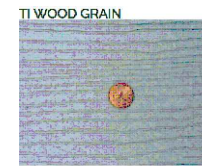
Size	Lg. (A)	Cap. per Mount, lbs.	Base Dia. (B)	O'all Ht. (C)	Each
1/4"-16	1 1/4"	1,500	1"	1 15/16"	6858K11 \$9.09
5/16"-14	2"	3,750	1 1/4"	2 7/8"	6858K13 10.87
3/8"-12	2"	5,625	1 1/4"	2 7/8"	6858K15 11.48
1/2"-10	2"	7,500	1 7/8"	3 1/8"	6858K17 15.40
1/2"-10	4"	7,500	1 7/8"	5 1/8"	6858K18 20.52
5/8"-8	2"	9,000	2 1/2"	3 1/4"	6858K19 24.72
3/4"-8	2"	11,100	3"	3 1/2"	6858K22 31.26
1"-6	3 1/2"	30,000	4"	5 3/8"	6858K24 47.88
1"-6	6"	30,000	4"	7 7/8"	6858K26 55.74
1 1/4"-5	4"	60,000	6"	6 3/4"	6858K28 126.00








approved colors



approved textures

Plastic wood decking




Natural wood decking: Redwood

Wood framing with leveling mounts
<https://www.mcmaster.com/swivel-leveling-mounts>



Bison Pedestals with wood decking
<https://bisonip.com/bison-products/pedestals/>




Wood tiles




Bison Pedestals with concrete tile decking
<https://bisonip.com/bison-products/pedestals/>




Concrete tiles



French Gray

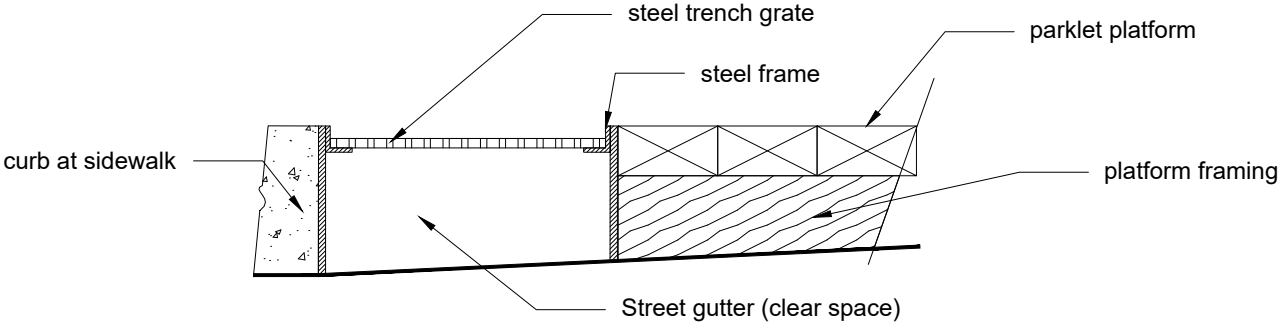


Pebble



Almond

Approved colors with light sandblast texture



Trench Drain at curb and gutter to allow access to gutter




Perforated steel perimeter between platform and street to allow stormwater to flow from crown to gutter



Custom built wood railing with horizontal pickets, Redwood, Ipe (or similar), Cedar

Note:
Choose one railing style for a unified theme.



Custom fabricated metal railing with horizontal pickets
<http://deck-rail.com/products/aluminum-round-picket/>



21.5 lbs D 3" / W 33" / H 33"
#2023
Emotion Metal Panel



4 lbs D 3" / W 3" / H 35"
#2038
Single Corner Frame

Finishes



A/Iron 22 A/Corten 86



1.5 lbs D 4.5" / W 3" / H 2.3"
#2031
Bolt Down Base

metal screen with frame and base or with custom wood framing <https://emuamericas.com>

Approved colors and finishes. Choose one color for a unified theme.



rectangle planter - 48" -60" long x 15" wide x 42" high, ~ 462-635 lbs with soil
<http://oldtownfiberglass.com>



Matte- Add suffix M to color code



Sand- Add suffix S to color code




Med. Gray 18-(add suffix G, M, S or O)



Taupe 19-(add suffix G, M, S or O)



Dark Gray 20-(add suffix G, M, S or O)



Black 21-(add suffix G, M, S or O)

Approved colors and finishes. Choose one color for a unified theme.



Sand Acid Wash



Buff Acid Wash

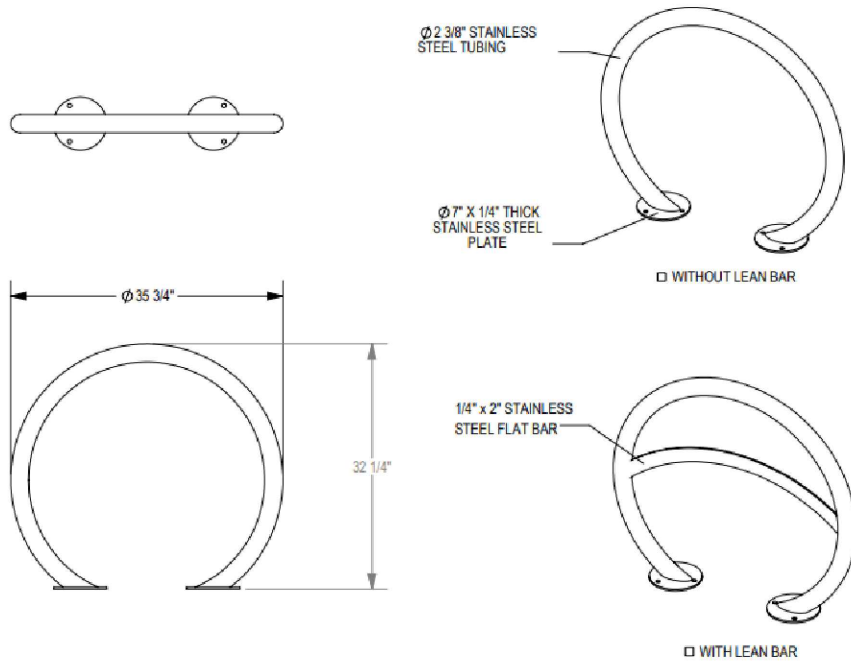


Charcoal Acid Wash

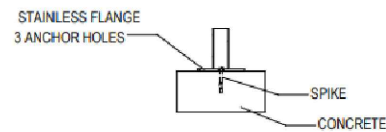
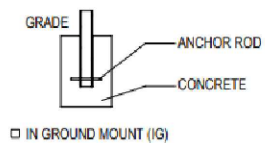
Concrete planter - 16" wide x 48"-60" long x 36" high, 1520- 2030 lbs with soil
<https://www.markstaar.com/Concrete-Site-Amenities/Concrete-Planters/Concrete-Planter-TF4356.html>



MADRAX DIVISION
 GRABER MANUFACTURING, INC.
 1080 UNIEK DRIVE
 WAUNAKEE, WI 53597
 P(800) 448-7931, P(608) 849-1080, F(608) 849-1081
 WWW.MADRAX.COM, E-MAIL: SALES@MADRAX.COM



CHECK DESIRED MOUNT



Note: Two bike parking spaces are required for each parking stall used in parklet

Bike Rack for two bikes - Madrax ORION CIRCULAR BIKE RACK (stainless steel option)
<https://www.madrax.com/orion-commercial-bike-rack-orn>



6' long x 6" wide wheel stop
<https://www.markstaar.com/parking-stops/>



Quick Ship Finishes:



Special Order Ship Finishes:



Emu Bistro Series: round and rectangular assorted sizes, includes bar height.

https://emuamericas.com/products/tables/all_tables



Quick Ship Finishes:



Special Order Ship Finishes:



Emu Table Series: round and rectangular assorted sizes, includes bar height.

https://emuamericas.com/products/tables/all_tables




Quick Ship Finishes:



Special Order Ship Finishes:



Emu Star Chair https://emuamericas.com/products/side_chairs (also in bar height) <https://emuamericas.com/products/barstools>



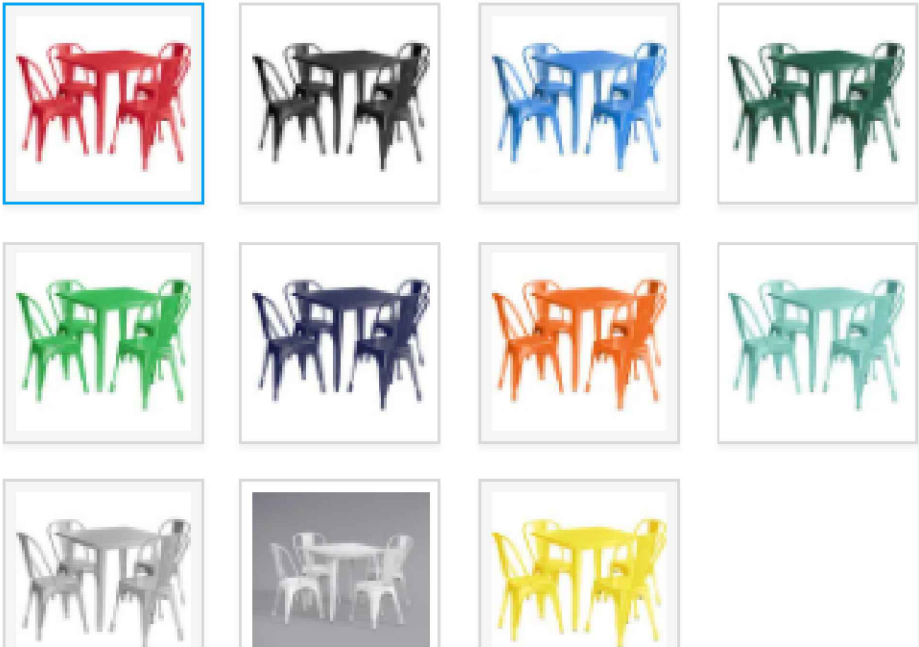
Quick Ship Finishes:



Special Order Ship Finishes:



Emu Rhonda Chair https://emuamericas.com/products/side_chairs (also in bar height) <https://emuamericas.com/products/barstools>



color options

Tolix style set: round and rectangular assorted sizes, also in bar height.

www.webstaurantstore.com



8.5' hexagon umbrella - Emu Shade #986
https://emuamericas.com/product/shade_986



6' square umbrella - Emu Shade #980
https://emuamericas.com/product/shade_980

Quick Ship Finishes:




Umbrella
 COMPATIBILITY



Umbrella Size	Compatible LT&S Umbrellas	Table Size	Base Weight	Compatible LT&S Bases
6'-6.5"	#164UMBAL06 #177UMBS06 #164UMBWD06	up to 30"	25-35 lb.	#164UMBASEC28
7-8.5"	#164UMBAL75 #164UMBS575 #164UMBWD75	30" - 48"	40-60 lb.	#164UMBASECNT #164UMBASESTL
9'-10"	#164UMBAL09 #164UMBS09 #164UMBWD09	48" - 60"	50-65 lb.	#164UMBASECNT #164UMBASESTL
11'	#164UMBAL11 #164UMBS11	60" - 84"	75+ lb.	#164UMBASEGRN

NOTE: Always lower umbrella in windy or inclement weather conditions.

Quick Ship Finishes:




Stands - Emu shade base #925
https://emuamericas.com/product/shade_base_925



Note: Choose one color for umbrella for a unified theme.

Umbrella + stands various sizes - Lancaster
www.webstaurantstore.com



Deck mounted metal poles and LED string lights

<https://iynstands.com/>

Parklet Suggested plants

BOTANICAL ^	COMMON	TYPE	HEIGHT	WIDTH	SUN	WATER
<i>Achillea</i> 'Anthea'	Anthea Yarrow	Ground cover, Perennial	2 ft.	2 ft.	Full, Half	Low, Extra in Summer
<i>Achillea</i> 'Firefly Peach Sky'	Firefly Peach Sky Yarrow	Perennial	2-3 ft.	2-3 ft.	Full	Very Low, Low
<i>Aeonium</i> 'Mint Saucer'	Green Aeonium	Succulent	2-3 ft.	2-3 ft.	Full, Half, Shade	Low
<i>Agastache</i> 'Acapulco Orange'	Acapulco Orange Hummingbird Mint	Perennial	1.2-1.5 ft.	1.5 ft.	Full	Low, Medium
<i>Aloe</i> 'Blue Elf'	Blue Elf Aloe	Succulent	1-2 ft.	1-2 ft.	Full, Half	Very Low
<i>Aloe</i> 'Johnson's Hybrid'	Johnson's Aloe	Succulent	1.5 ft.	2-3 ft.	Full, Half	Very Low
<i>Asparagus densiflorus</i> 'Myers'	Myers Asparagus	Fern	1-2.5 ft.	2 ft.	Full, Half, Shade	Low, Medium
<i>Cordyline</i> 'Festival Raspberry'	Festival Raspberry Cordyline	Shrub	3 ft.	3 ft.	Full, Half	Low, Medium
<i>Correa pulchella</i> 'Pink Eyre'	Pink Australian Fuchsia	Shrub	2-3 ft.	2-3 ft.	Full	Low
<i>Dianella tasmanica</i> 'Destiny'	Destiny Dianella	Perennial	1-2 ft.	2 ft.	Full, Half	Low, Medium, Extra in Summer
<i>Dichondra argentea</i> 'Silver Falls'	Silver Falls Dichondra	Ground cover	Under 1'	6-12'	Half, Shade	Medium, Extra in Summer
<i>Lomandra longifolia</i> 'Breeze'	Dwarf Mat Rush	Grass	1-3'	1-3'	Full, Half	Low
<i>Lomandra</i> 'Platinum Beauty'	Platinum Beauty™ Lomandra	Grass	1-3'	1-3'	Full, Half	Low
<i>Loropetalum</i> Jazz Hands 'Dwarf Pink'	Jazz Hands Dwarf Pink Fringe Flower	Shrub	1-3'	1-3'	Half, Shade	Medium
<i>Pittosporum tobira</i> 'Shima'	Shima Dwarf Mock Orange	Shrub	1-3'	1-3'	Full, Half	Medium, Extra in Summer
<i>Salvia microphylla</i> 'San Carlos Festival'	Mexican Mint Sage, Cherry Sage	Shrub, Perennial	1-3', 3-6'	1-3', 3-6'	Full, Half	Very Low, Low, Extra in Summer
<i>Salvia</i> x 'Amistad'	Friendship Sage	Shrub	3-5 ft.	4-6 ft.	Full	Low
<i>Senecio serpens</i>	Dwarf Senecio	Ground cover, Succulent	1.5 ft.	2 ft.	Full, Half	Low



Achillea 'Anthea'
Anthea Yarrow
ACH ANT



Achillea 'Firefly Peach Sky'
Firefly Peach Sky Yarrow
ACH PEA



Aeonium 'Mint Saucer'
Green Aeonium
AEO MIN




Agastache 'Acapulco Orange'
Acapulco Orange Hummingbird Mint
AGA ACA



Aloe 'Blue Elf'
Blue Elf Aloe
ALO ARB




Aloe 'Johnson's Hybrid'
Johnson's Aloe
ALO JOH



Asparagus densiflorus 'Myers'
Myers Asparagus
ASP DEN



Cordyline 'Festival Raspberry'
Festival Raspberry Cordyline
COR FER



Correa pulchella 'Pink Eyre'
Pink Australian Fuchsia
COR PIE



Dianella tasmanica 'Destiny'
Destiny Dianella
DIA DES



Dichondra argentea 'Silver Falls'
Silver Falls Dichondra
DIC SIL



Lomandra longifolia 'Breeze'
Dwarf Mat Rush
LOM BRE



Lomandra 'Platinum Beauty'
Platinum Beauty™ Lomandra
LOM PLA




Loropetalum Jazz Hands 'Dwarf Pink'
Jazz Hands Dwarf Pink Fringe Flower
LOR JHA



Pittosporum tobira 'Shima'
Shima Dwarf Mock Orange
PIT TOB



Salvia microphylla 'San Carlos Festival'
Mexican Mint Sage, Cherry Sage
SAL MIC



Salvia x 'Amistad'
Friendship Sage
SAL AMI



Senecio serpens
Dwarf Senecio
SEN SER