

CITY OF CAPITOLA: 2023-2027 Pavement Maintenance Plan

Plan Year	Street ID	Road Name	Sec-ID	Begin Location	End Location	PCI	ST	Lns	Length	Width	Area	C. PCI	Last MnR Date	Last MnR Treat	Est. Treatment	\$/SF	2023	2024	2025	2026	2027
2023	CAPIEB	CAPITOLA RD (EB)	010	30 ST AV	CLARES ST	A	A	2	1,090	26	28,340	32	07/01/1998	OVERLAY	HEAVY REHABILITATION	\$13.30	\$ 376,952				
2023	CAPIEB	CAPITOLA RD (EB)	020	CLARES ST	41ST AV	A	O	2	1,330	27	35,910	47	07/01/1998	OVERLAY	LIGHT REHABILITATION	\$ 6.40	\$ 229,824				
2023	CAPIWB	CAPITOLA RD (WB)	030	41ST AV	CLARES ST	A	O	2	1,330	27	35,910	47	08/11/2008	SLURRY SEAL	LIGHT REHABILITATION	\$ 6.40	\$ 229,824				
2023	CAPIWB	CAPITOLA RD (WB)	040	CLARES ST	30TH AV	A	O	2	1,090	27	29,430	29			HEAVY REHABILITATION	\$13.30	\$ 391,419				
2024	41NB	41ST AV (NB)	010	REPOSA AVE	JADE ST / BROMMER ST	A	A	2	400	27	10,800	61			LIGHT REHABILITATION	\$ 6.40	\$ 69,120				
2024	41SB	41ST AV (SB)	040	JADE ST / BROMMER ST	REPOSA AVE	A	O	2	400	27	10,800	42	06/01/2001	OVERLAY	LIGHT REHABILITATION	\$ 6.40	\$ 69,120				
2024	42ND	42ND AV	030	CAPITOLA RD	GRACE ST	R	O	2	850	29	24,650	78	08/03/2007	OVERLAY	LIGHT MAINTENANCE	\$ 0.52	\$ 12,818				
2024	42ND	42ND AV	020	GRACE ST	CLARES ST	R	O	2	830	29	24,070	62	08/03/2007	OVERLAY	LIGHT MAINTENANCE	\$ 0.52	\$ 12,516				
2024	47TH	47TH AV	010	PORTOLA DR	TOPAZ ST	C	O	2	650	37	24,050	67	08/11/2008	SLURRY SEAL	LIGHT MAINTENANCE	\$ 0.59	\$ 14,190				
2024	ALMA	ALMA LN	010	ROSEDALE AV	E END	R	O	2	180	29	5,220	86	08/01/2016	2-h HMA OVERLAY W/ DIGOUTS	LIGHT MAINTENANCE	\$ 0.52	\$ 2,714				
2024	BEVE	BEVERLY AV	010	RIVERVIEW DR	OAK DR	R	O	2	525	26	13,650	79	08/03/2007	OVERLAY	LIGHT MAINTENANCE	\$ 0.52	\$ 7,088				
2024	BEVE	BEVERLY AV	020	OAK DR	CAPITOLA AVE	R	O	2	245	32	7,840	78			LIGHT MAINTENANCE	\$ 0.52	\$ 4,077				
2024	CARL	CARL LN	010	ROSEDALE AV	E END	R	O	2	220	29	6,380	85	08/01/2016	2-h HMA OVERLAY W/ DIGOUTS	LIGHT MAINTENANCE	\$ 0.52	\$ 3,318				
2024	CHER	CHERRY AV	020	FANMAR WY	PARK PL	R	O	2	750	22	16,500	83	03/01/2012	2-h HMA OVERLAY	LIGHT MAINTENANCE	\$ 0.52	\$ 8,580				
2024	CLIFF	CLIFF DR	010	WHARF RD	OPAL CLIFF DR	A	O	2	1,650	33	54,450	80	07/01/1992	OVERLAY	LIGHT MAINTENANCE	\$ 0.65	\$ 35,393				
2024	FRANCR	FRANCESCO CR	010	FRANCESCO CR (S)	FRANCESCO CR (N)	R	A	2	825	19	15,675	78			LIGHT MAINTENANCE	\$ 0.52	\$ 8,151				
2024	FRANCR	FRANCESCO CR	020	FRANCESCO CR (N)	CLARES ST	R	A	2	250	30	7,500	78			LIGHT MAINTENANCE	\$ 0.52	\$ 3,900				
2024	HILL	HILL ST	010	BAY AV	CAPITOLA AV	R	O	2	970	33	32,010	71	11/13/2009	OVERLAY	LIGHT MAINTENANCE	\$ 0.52	\$ 16,645				
2024	HILL	HILL ST	020	CAPITOLA AV	ROSEDALE AV	R	O	2	700	29	20,300	77	11/13/2009	OVERLAY	LIGHT MAINTENANCE	\$ 0.52	\$ 10,556				
2024	HILL	HILL ST	030	ROSEDALE AV	E END	R	O	2	320	29	9,280	77	11/13/2009	OVERLAY	LIGHT MAINTENANCE	\$ 0.52	\$ 4,826				
2024	OAK	OAK DR	010	RIVERVIEW DR	BEVERLY AVE	R	O	2	642	27	17,334	80	08/03/2007	OVERLAY	LIGHT MAINTENANCE	\$ 0.52	\$ 9,014				
2024	OAK	OAK DR	020	BEVERLY AVE	BAY AV	R	O	2	810	30	24,300	80			LIGHT MAINTENANCE	\$ 0.52	\$ 12,638				
2024	OPAC	OPAL CLIFF DR	010	CLIFF DR	CITY LIMIT	R	A	2	225	33	7,425	79			LIGHT MAINTENANCE	\$ 0.52	\$ 3,881				
2024	PLUM	PLUM ST	020	ROSEDALE AV	E END	R	A	2	125	37	4,625	86	07/01/1998	SLURRY SEAL	LIGHT MAINTENANCE	\$ 0.52	\$ 2,405				
2024	PORT	PORTOLA DR	010	OPAL CLIFF DR	CITY LIMIT	C	A	2	350	32	11,200	66			LIGHT MAINTENANCE	\$ 0.59	\$ 6,608				
2024	REPO	REPOSA AV	010	38TH AV	41ST AV	R	A	2	685	36	24,660	20			HEAVY REHABILITATION	\$ 9.60	\$ 236,736				
2024	RIVEA	RIVERVIEW AV	020	TRESTLES	RIVERVIEW DR	R	O	1	750	17	12,750	80			LIGHT MAINTENANCE	\$ 0.52	\$ 6,630				
2024	ROSE	ROSEDALE AV	020	HILL ST	PINE ST	C	O	2	320	31	9,920	79	11/13/2009	OVERLAY	LIGHT MAINTENANCE	\$ 0.59	\$ 5,853				
2024	ROSE	ROSEDALE AV	030	PINE ST	PLUM ST (S)	C	O	2	295	36	10,620	80	08/01/2016	2-h HMA OVERLAY W/ DIGOUTS	LIGHT MAINTENANCE	\$ 0.59	\$ 6,266				
2024	ROSE	ROSEDALE AV	040	PLUM ST (S)	BAY AV	C	O	2	900	37	33,300	88	08/01/2016	2-h HMA OVERLAY W/ DIGOUTS	LIGHT MAINTENANCE	\$ 0.59	\$ 19,647				
2024	ROSECT	ROSEDALE CT	010	WEST END	ROSEDALE AVE	R	O	2	116	37	4,292	85	08/01/2016	1.5-h HMA OVERLAY	LIGHT MAINTENANCE	\$ 0.52	\$ 2,232				
2024	STOC	STOCKTON AV	020	CAPITOLA AV	CLIFF DR	R	O	2	515	36	18,540	91	11/01/2016	2-h HMA OVERLAY W/ DIGOUTS	LIGHT MAINTENANCE	\$ 0.65	\$ 12,051				
2024	SUNS	SUNSET DR	010	RIVERVIEW DR	CENTER ST	R	O	2	1,205	26	31,330	77	08/03/2007	OVERLAY	LIGHT MAINTENANCE	\$ 0.52	\$ 16,292				
2025	ESPL	ESPLANADE	010	STOCKTON AV	MONTEREY AV	A	A	2	720	43	30,960	52			LIGHT REHABILITATION	\$ 6.40	\$ 198,144				
2025	MONT	MONTEREY AV	070	ESPLANADE	LAWN WAY	A	O	2	270	34	9,180	37			LIGHT REHABILITATION	\$ 6.40	\$ 58,752				
2025	MONT	MONTEREY AV	080	LAWN WAY	CAPITOLA AVE	A	O	2	160	47	7,520	44			LIGHT REHABILITATION	\$ 6.40	\$ 48,128				
2025	SAN	SAN JOSE AV	010	CAPITOLA AV	ESPLANADE	R	A	1	475	20	9,500	25	07/01/1994	SLURRY SEAL	HEAVY REHABILITATION	\$ 9.60	\$ 91,200				
2025	SAN	SAN JOSE AV	020	CAPITOLA AV	TERRACE WY	A	A	1	335	34	11,390	37	07/01/1994	SLURRY SEAL	HEAVY REHABILITATION	\$ 9.60	\$ 72,896				
2025	TERR	TERRACE WY	010	SAN JOSE AV	FANMAR WY	R	A	2	315	20	6,300	27	07/01/1994	SLURRY SEAL	HEAVY REHABILITATION	\$ 9.60	\$ 60,480				
2025	UNALLY	UNNAMED ALLEY ABOVE CHERRY AVE	010	TERRACE WY	FANMAR WY	R	A	1	290	20	5,800	18	07/01/1994	SLURRY SEAL	HEAVY REHABILITATION	\$ 9.60	\$ 55,680				
2026	CABR	CABRILLO ST	010	PARK AV	ORCHID AV	R	A	2	960	37	35,520	30	07/01/2003	CAPE SEAL	LIGHT REHABILITATION	\$ 5.60	\$ 198,912				
2026	CORT	CORTZ ST	010	SIR FRANCIS AV	COLUMBUS DR	R	A	2	670	33	22,110	33	07/01/2004	CAPE SEAL	LIGHT REHABILITATION	\$ 5.60	\$ 123,816				
2026	SIRF	SIR FRANCIS AV	010	CABRILLO ST	CORONADO ST	C	A	2	982	37	36,334	40	07/01/2004	CAPE SEAL	LIGHT REHABILITATION	\$ 5.60	\$ 203,470				
2026	SIRF	SIR FRANCIS AV	020	CORONADO ST	KENNEDY DR	C	A	2	748	37	27,676	43	07/01/2003	CAPE SEAL	LIGHT REHABILITATION	\$ 5.60	\$ 154,986				
2027	41NB	41ST AV (NB)	040	CLARES ST	GROSS DR	A	O	3	1,010	33	33,330	30	07/01/1995	OVERLAY	HEAVY REHABILITATION	\$13.30	\$ 443,289				
2027	41NB	41ST AV (NB)	050	GROSS RD	SOUTHIDE OF BRIDGE	A	A	4	530	66	34,980	30			HEAVY REHABILITATION	\$13.30	\$ 465,234				
2027	41NB	41ST AV (NB)	070	NORTHSIDE OF BRIDGE	NORTH CITY LIMIT	A	A	4	200	66	13,200	30			HEAVY REHABILITATION	\$13.30	\$ 175,560				
2027	41SB	41ST AV (SB)	010	GROSS RD	CLARES ST	A	O	3	1,035	43	44,505	29	07/01/1995	OVERLAY	HEAVY REHABILITATION	\$13.30	\$ 581,917				
																	\$ 1,227,989	\$ 623,251	\$ 585,280	\$ 661,184	\$ 1,676,000





# Scenarios - Network Condition Summary

Interest: 0%

Inflation: 0%

Printed: 5/26/2022

Scenario: 5 Year Plan

Year	Budget	PM	Year	Budget	PM	Year	Budget	PM
2023	\$1,227,735	\$0	2025	\$585,285	\$0	2027	\$1,675,440	\$0
2024	\$622,860	\$247,880	2026	\$681,185	\$0			

## Projected Network Average PCI by Year

Year	Never Treated	With Selected Treatment	Treated Centerline Miles	Treated Lane Miles
2023	51	53	0.92	1.83
2024	49	52	3.16	6.18
2025	46	50	0.49	0.76
2026	43	49	0.64	1.27
2027	40	49	0.53	1.71

## Percent Network Area by Functional Class and Condition Category

Condition in base year 2023, prior to applying treatments.

Condition	Arterial	Collector	Res/Loc	Other	Total
I	10.8%	3.6%	11.5%	0.0%	26.0%
II / III	11.8%	5.5%	8.8%	0.0%	26.1%
IV	13.3%	4.9%	15.9%	0.0%	34.0%
V	0.3%	3.2%	10.4%	0.0%	13.9%
<b>Total</b>	<b>36.2%</b>	<b>17.3%</b>	<b>46.5%</b>	<b>0.0%</b>	<b>100.0%</b>

Condition in year 2023 after schedulable treatments applied.

Condition	Arterial	Collector	Res/Loc	Other	Total
I	13.6%	3.6%	11.5%	0.0%	28.7%
II / III	11.8%	5.5%	8.8%	0.0%	26.1%
IV	10.5%	4.9%	15.9%	0.0%	31.2%
V	0.3%	3.2%	10.4%	0.0%	13.9%
<b>Total</b>	<b>36.2%</b>	<b>17.3%</b>	<b>46.5%</b>	<b>0.0%</b>	<b>100.0%</b>

Condition in year 2027 after schedulable treatments applied.

Condition	Arterial	Collector	Res/Loc	Other	Total
I	14.5%	4.2%	11.2%	0.0%	29.9%
II / III	11.3%	2.4%	7.3%	0.0%	21.1%
IV	6.7%	4.4%	11.1%	0.0%	22.3%
V	3.7%	6.1%	16.9%	0.0%	26.7%
<b>Total</b>	<b>36.2%</b>	<b>17.3%</b>	<b>46.5%</b>	<b>0.0%</b>	<b>100.0%</b>



CITY OF CAPITOLA  
420 Capitola Avenue  
Capitola, CA 95010  
(831) 475-7300

# Scenarios - Sections Selected for Treatment

Interest: 0.00%      Inflation: 0.00%      Printed: 5/26/2022  
Scenario: 5 Year Plan

Year	Budget	PM	Year	Budget	PM
2023	\$1,227,735	\$0	2025	\$585,285	\$0
2024	\$622,860	\$247,880	2026	\$681,185	\$0
			2027	\$1,675,440	\$0

Year: 2023

Street Name	Begin Location	End Location	Street ID	Section ID	Length	Width	Area	FC	Surface Type	Area ID	Treatment			Cost	Rating	Treatment
											Current PCI	PCI Before	PCI After			
**CAPITOLA RD (EB)	CLARES ST	41ST AV	CAPIEB	020	1,330	27	35,910	A	AC/AC		47	45	100	\$229,824	18,980	LIGHT REHABILITATION
**CAPITOLA RD (WB)	41ST AV	CLARES ST	CAPIWB	030	1,330	27	35,910	A	AC/AC		47	45	100	\$229,824	18,980	LIGHT REHABILITATION
											<b>Treatment Total</b>			<b>\$459,648</b>		
**CAPITOLA RD (EB)	30 ST AV	CLARES ST	CAPIEB	010	1,090	26	28,340	A	AC/AC		32	29	100	\$376,797	9,627	HEAVY REHABILITATION
**CAPITOLA RD (WB)	CLARES ST	30TH AV	CAPIWB	040	1,090	27	29,430	A	AC/AC		29	26	100	\$391,289	9,638	HEAVY REHABILITATION
											<b>Treatment Total</b>			<b>\$768,086</b>		

Year 2023 Area Total      129,590      Year 2023 Total      \$1,227,734

Year: 2024

Street Name	Begin Location	End Location	Street ID	Section ID	Length	Width	Area	FC	Surface Type	Area ID	Treatment			Cost	Rating	Treatment
											Current PCI	PCI Before	PCI After			
**42ND AV	CAPITOLA RD	GRACE ST	42ND	020	850	29	24,650	R	AC/AC		78	76	84	\$12,818	64,645	LIGHT MAINTENANCE
**42ND AV	GRACE ST	CLARES ST	42ND	030	830	29	24,070	R	AC/AC		62	59	70	\$12,517	37,271	LIGHT MAINTENANCE
**47TH AV	PORTOLA DR	TOPAZ ST	47TH	010	650	37	24,050	C	AC/AC		66	64	74	\$14,083	45,565	LIGHT MAINTENANCE
**ALMA LN	ROSEDALE AV	E END	ALMA	010	180	29	5,220	R	AC/AC		86	83	90	\$2,715	50,572	LIGHT MAINTENANCE
**BEVERLY AV	RIVERVIEW DR	OAK DR	BEVE	010	525	26	13,650	R	AC/AC		79	77	85	\$7,098	67,563	LIGHT MAINTENANCE
**BEVERLY AV	OAK DR	CAPITOLA AVE	BEVE	020	245	32	7,840	R	AC/AC		78	75	84	\$4,077	47,936	LIGHT MAINTENANCE
**CARL LN	ROSEDALE AV	E END	CARL	010	220	29	6,380	R	AC/AC		85	82	90	\$3,318	48,354	LIGHT MAINTENANCE
**CHERRY AV	FANMAR WY	PARK PL	CHER	020	750	22	16,500	R	AC/AC		83	81	88	\$8,580	60,431	LIGHT MAINTENANCE
**CLIFF DR	WHARF RD	OPAL CLIFF DR	CLIFD	010	1,650	33	54,450	A	AC/AC		80	77	85	\$35,393	53,271	LIGHT MAINTENANCE
**FRANCESCO CR	FRANCESCO CR	FRANCESCO CR	FRANCR	010	825	19	15,675	R	AC		78	75	83	\$8,151	47,623	LIGHT MAINTENANCE
**FRANCESCO CR	FRANCESCO CR	CLARES ST	FRANCR	020	250	30	7,500	R	AC		78	75	83	\$3,900	47,623	LIGHT MAINTENANCE
**HILL ST	BAY AV	CAPITOLA AV	HILL	010	970	33	32,010	R	AC/AC		70	68	77	\$16,646	46,163	LIGHT MAINTENANCE
**HILL ST	CAPITOLA AV	ROSEDALE AV	HILL	020	700	29	20,300	R	AC/AC		77	74	83	\$10,556	58,391	LIGHT MAINTENANCE
**HILL ST	ROSEDALE AV	E END	HILL	030	320	29	9,280	R	AC/AC		77	74	83	\$4,826	58,391	LIGHT MAINTENANCE
**OAK DR	RIVERVIEW DR	BEVERLY AVE	OAK	010	642	27	17,334	R	AC/AC		80	78	86	\$9,014	70,659	LIGHT MAINTENANCE
**OAK DR	BEVERLY AVE	BAY AV	OAK	020	810	30	24,300	R	AC/AC		80	77	85	\$12,636	47,732	LIGHT MAINTENANCE

\*\* - Treatment from Project Selection

Scenarios Criteria:



CITY OF CAPITOLA  
420 Capitola Avenue  
Capitola, CA 95010  
(831) 475-7300

# Scenarios - Sections Selected for Treatment

Interest: 0.00% Inflation: 0.00%

Printed: 5/26/2022

Scenario: 5 Year Plan

Year: 2024

Street Name	Begin Location	End Location	Street ID	Section ID	Length	Width	Area	FC	Surface Type	Area ID	Current PCI	Treatment		Cost	Rating	Treatment
												PCI Before	PCI After			
**OPAL CLIFF DR	CLIFF DR	CITY LIMIT	OPAC	010	225	33	7,425	R	AC		79	76	84	\$3,861	43,279	LIGHT MAINTENANCE
**PLUM ST	ROSEDALE AV	E END	PLUM	020	125	37	4,625	R	AC		85	83	90	\$2,405	38,093	LIGHT MAINTENANCE
**PORTOLA DR	OPAL CLIFF DR	CITY LIMIT	PORT	010	350	32	11,200	C	AC		66	61	72	\$6,559	24,411	LIGHT MAINTENANCE
**RIVERVIEW AV	TRESTLES	RIVERVIEW DR	RIVEA	020	750	17	12,750	R	AC/AC		80	77	85	\$6,630	47,732	LIGHT MAINTENANCE
**ROSEDALE AV	HILL ST	PINE ST	ROSE	020	320	31	9,920	C	AC/AC		79	76	85	\$5,809	66,961	LIGHT MAINTENANCE
**ROSEDALE AV	PINE ST	PLUM ST (S)	ROSE	030	295	36	10,620	C	AC/AC		79	77	85	\$6,219	43,274	LIGHT MAINTENANCE
**ROSEDALE AV	PLUM ST (S)	BAY AV	ROSE	040	900	37	33,300	C	AC/AC		88	86	92	\$19,499	61,961	LIGHT MAINTENANCE
**ROSEDALE CT	WEST END	ROSEDALE AVE	ROSECT	010	116	37	4,292	R	AC/AC		85	82	90	\$2,232	48,354	LIGHT MAINTENANCE
**STOCKTON AV	CAPITOLA AV	CLIFF DR	STOC	020	515	36	18,540	A	AC/AC		91	89	95	\$12,051	77,078	LIGHT MAINTENANCE
**SUNSET DR	RIVERVIEW DR	CENTER ST	SUNS	010	1,205	26	31,330	R	AC/AC		77	75	83	\$16,292	61,833	LIGHT MAINTENANCE
<b>Treatment Total</b>													<b>\$247,885</b>			
**41ST AV (NB)	REPOSA AVE	JADE ST / BROMMER ST	41NB	010	400	27	10,800	A	AC		61	57	100	\$69,120	17,206	LIGHT REHABILITATION
**41ST AV (SB)	JADE ST / BROMMER ST	REPOSA AVE	41SB	040	400	27	10,800	A	AC/AC		42	37	100	\$69,120	19,716	LIGHT REHABILITATION
<b>Treatment Total</b>													<b>\$138,240</b>			
**REPOSA AV	38TH AV	41ST AV	REPO	010	685	36	24,660	R	AC		20	15	100	\$236,736	11,838	HEAVY REHABILITATION
<b>Treatment Total</b>													<b>\$236,736</b>			
<b>Year 2024 Area Total</b>										<b>493,471</b>	<b>Year 2024 Total</b>		<b>\$622,861</b>			

Year: 2025

Street Name	Begin Location	End Location	Street ID	Section ID	Length	Width	Area	FC	Surface Type	Area ID	Current PCI	Treatment		Cost	Rating	Treatment
												PCI Before	PCI After			
**ESPLANADE	STOCKTON AV	MONTEREY AV	ESPL	010	720	43	30,960	A	AC		52	44	100	\$198,144	19,135	LIGHT REHABILITATION
**MONTEREY AV	ESPLANADE	LAWN WAY	MONT	070	270	34	9,180	A	AC/AC		37	27	100	\$58,752	20,004	LIGHT REHABILITATION
**MONTEREY AV	LAWN WAY	CAPITOLA AVE	MONT	080	160	47	7,520	A	AC/AC		44	35	100	\$48,128	19,783	LIGHT REHABILITATION
**SAN JOSE AV	CAPITOLA AV	ESPLANADE	SAN	020	335	34	11,390	A	AC		37	27	100	\$72,896	20,007	LIGHT REHABILITATION
<b>Treatment Total</b>													<b>\$377,920</b>			
**SAN JOSE AV	CAPITOLA AV	TERRACE WY	SAN	010	475	20	9,500	R	AC		25	17	100	\$91,200	11,838	HEAVY REHABILITATION
**TERRACE WY	SAN JOSE AV	FANMAR WY	TERR	010	315	20	6,300	R	AC		27	19	100	\$60,480	11,838	HEAVY REHABILITATION

\*\* - Treatment from Project Selection



CITY OF CAPITOLA  
420 Capitola Avenue  
Capitola, CA 95010  
(831) 475-7300

# Scenarios - Sections Selected for Treatment

Interest: 0.00% Inflation: 0.00%

Printed: 5/26/2022

Scenario: 5 Year Plan

## Year: 2025

Street Name	Begin Location	End Location	Street ID	Section ID	Length	Width	Area	FC	Surface Type	Area ID	Treatment		Cost	Rating	Treatment	
											Current PCI	PCI After				
**UNNAMED ALLEY ABOVE CHERRY AVE	TERRACE WY	FANMAR WY	UNALLY	010	290	20	5,800	R	AC		18	9	100	\$55,680	11,838	HEAVY REHABILITATION
Treatment Total											\$207,360					

## Year: 2026

Street Name	Begin Location	End Location	Street ID	Section ID	Length	Width	Area	FC	Surface Type	Area ID	Treatment		Cost	Rating	Treatment	
											Current PCI	PCI After				
**CABRILLO ST	PARK AV	ORCHID AV	CABR	010	960	37	35,520	R	AC		33	22	100	\$198,912	20,293	LIGHT REHABILITATION
**CORTEZ ST	SIR FRANCIS AV	COLUMBUS DR	CORT	010	670	33	22,110	R	AC		30	19	100	\$123,816	20,293	LIGHT REHABILITATION
**SIR FRANCIS AV	CABRILLO ST	CORONADO ST	SIRF	010	982	37	36,334	C	AC		40	21	100	\$203,471	19,553	LIGHT REHABILITATION
**SIR FRANCIS AV	CORONADO ST	KENNEDY DR	SIRF	020	748	37	27,676	C	AC		43	25	100	\$154,986	19,550	LIGHT REHABILITATION
Treatment Total											\$681,185					

## Year: 2027

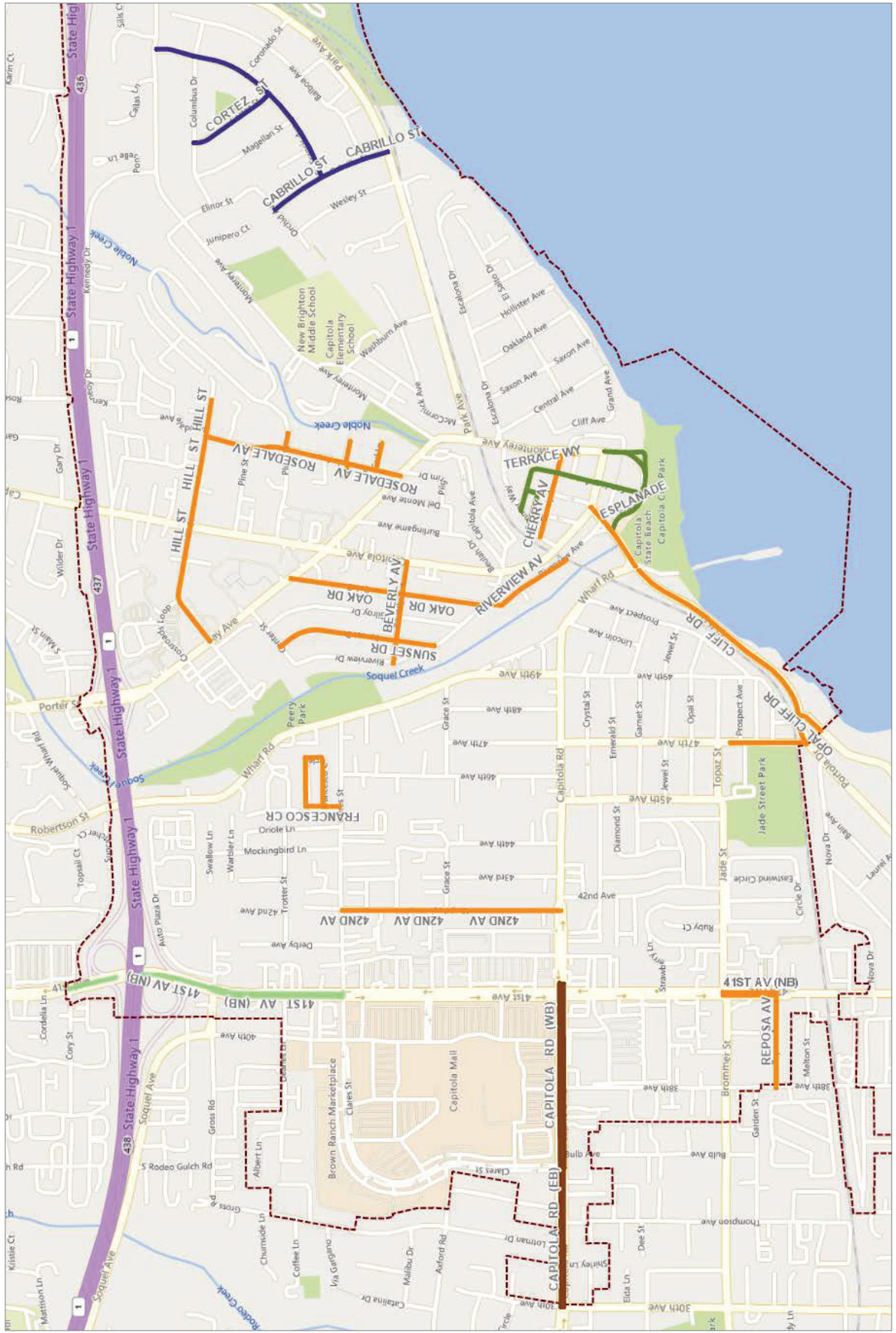
Street Name	Begin Location	End Location	Street ID	Section ID	Length	Width	Area	FC	Surface Type	Area ID	Treatment		Cost	Rating	Treatment	
											Current PCI	PCI After				
**41ST AV (NB)	CLARES ST	GROSS RD	41NB	040	1,010	33	33,330	A	AC/AC		30	9	100	\$443,141	9,648	HEAVY REHABILITATION
**41ST AV (NB)	GROSS RD	SOUTHSIDE OF BRIDGE	41NB	050	530	66	34,980	A	AC		30	10	100	\$465,079	9,648	HEAVY REHABILITATION
**41ST AV (NB)	NORTHSIDE OF BRIDGE	NORTH CITY LIMIT	41NB	070	200	66	13,200	A	AC		30	10	100	\$175,502	9,648	HEAVY REHABILITATION
**41ST AV (SB)	GROSS RD	CLARES ST	41SB	010	1,035	43	44,505	A	AC/AC		29	7	100	\$591,719	9,648	HEAVY REHABILITATION
Treatment Total											\$1,675,441					

## Year 2027 Area Total

Year 2027 Area Total	126,015
Grand Total Section Area:	951,366
Year 2026 Area Total	80,650
Year 2026 Total	\$585,280
Year 2027 Total	\$1,675,441
Grand Total	\$4,792,501

# 2023-2027 Plan All Years by Year

Printed: 5/26/2022

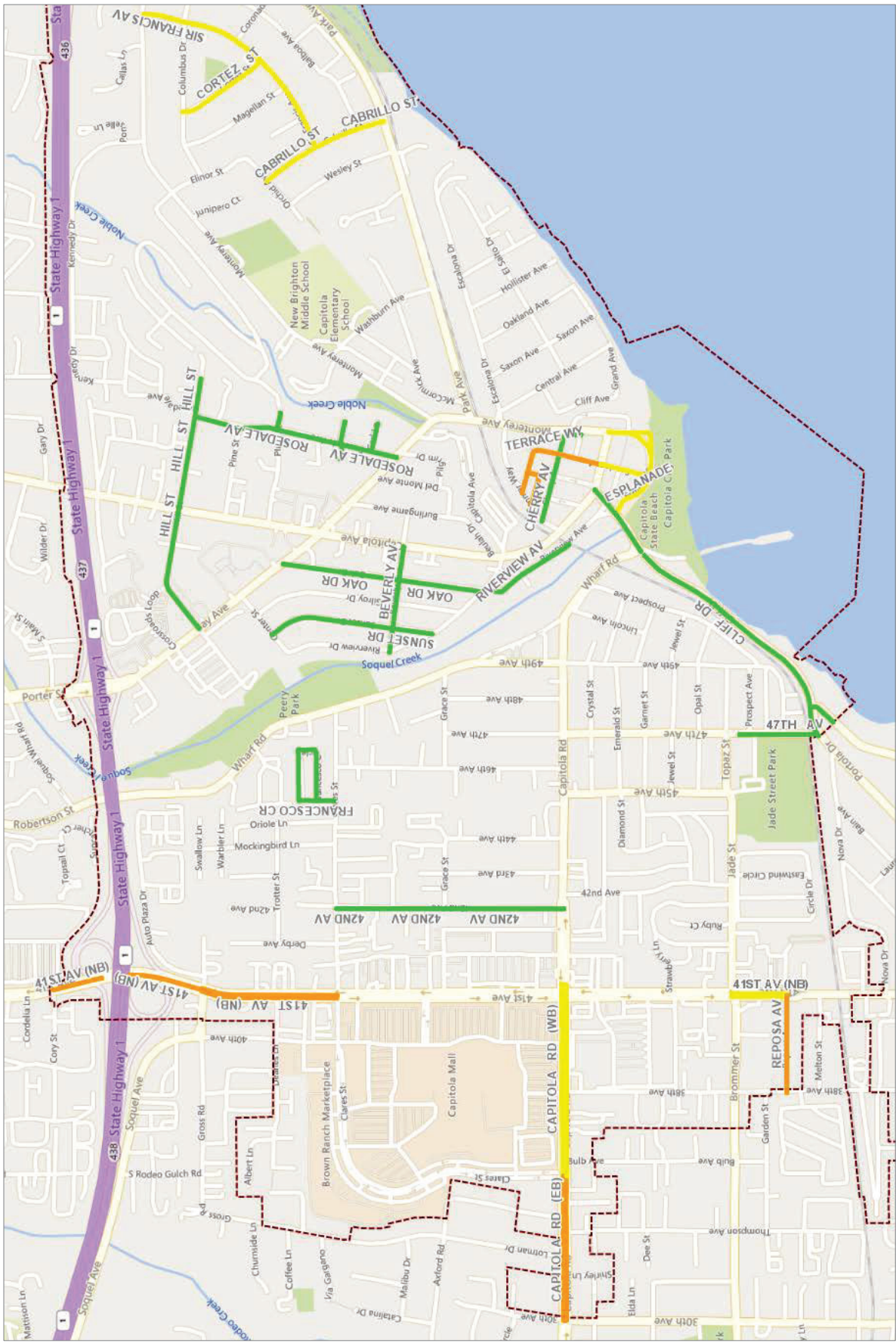


CITY OF CAPITOLA  
 420 Capitola Avenue  
 Capitola, CA 95010  
 831-4757-300



# 2023 - 2027 Plan All Years by Treatments

Printed: 5/26/2022



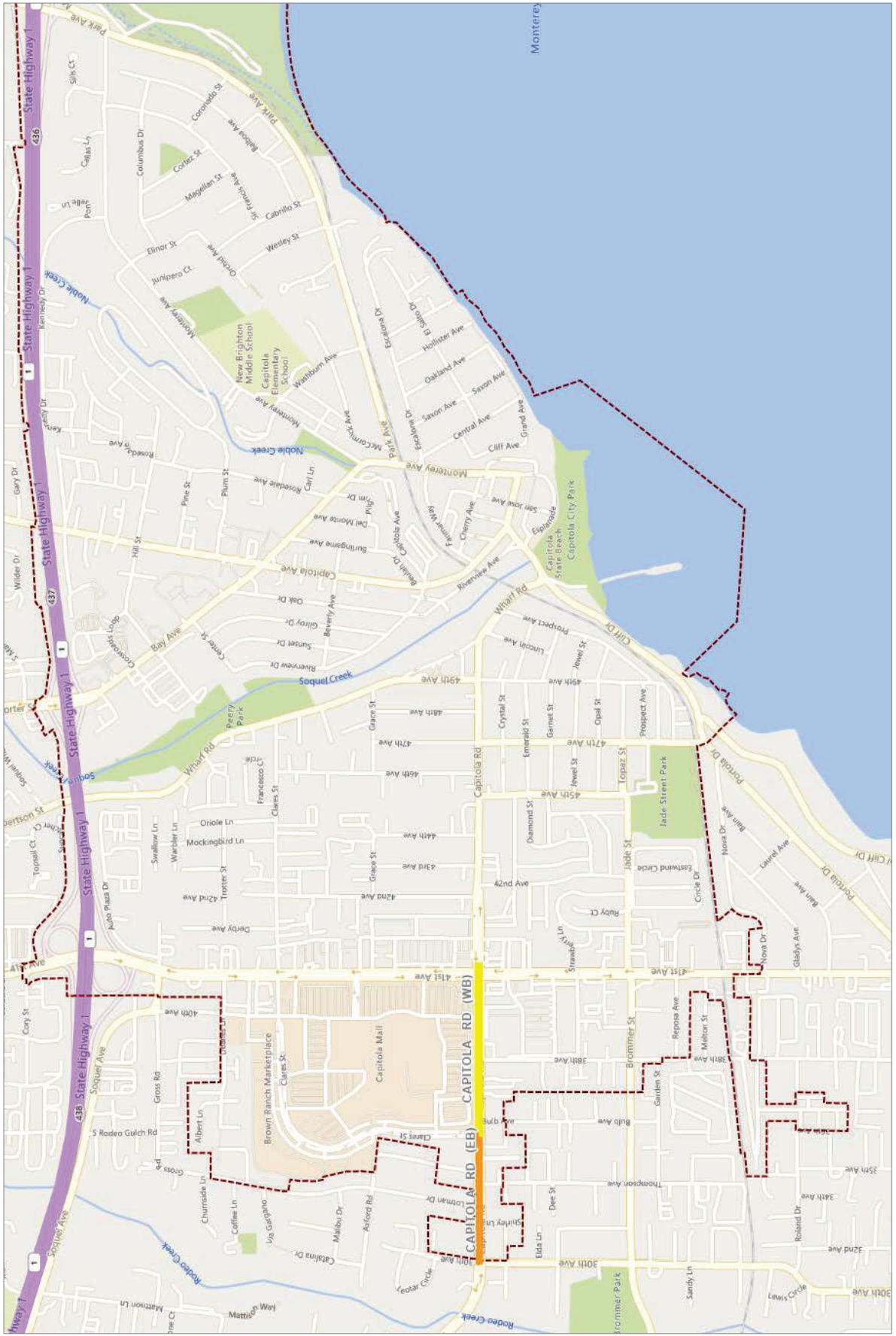
CITY OF CAPITOLA  
420 Capitola Avenue  
Capitola, CA 95010  
831-4757-300

### Feature Legend

- LIGHT MAINTENANCE
- LIGHT REHABILITATION
- HEAVY REHABILITATION

# Plan Year 2023

Printed: 5/26/2022



CITY OF CAPITOLA  
420 Capitola Avenue  
Capitola, CA 95010  
831-4757-300

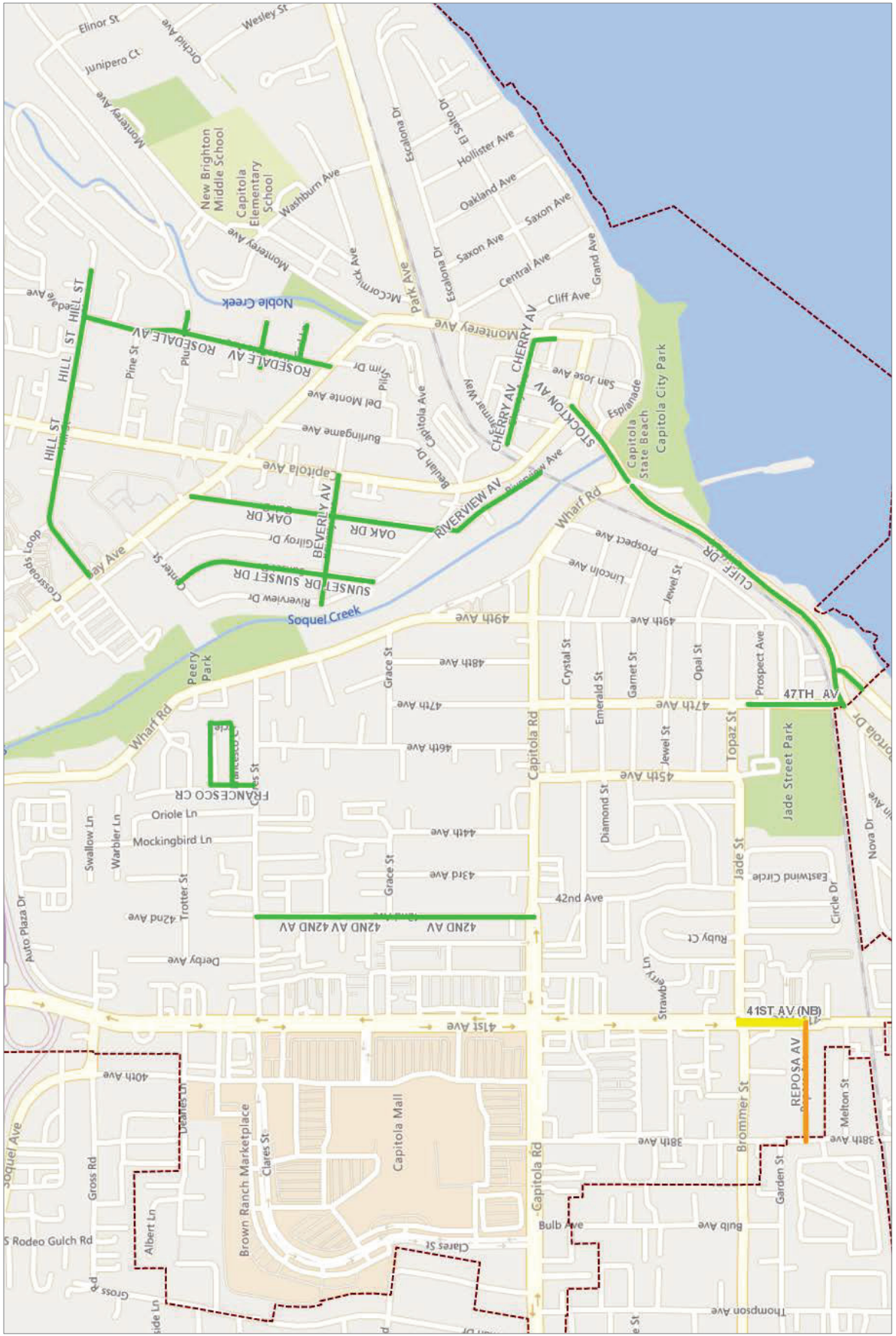
Feature Legend

- LIGHT REHABILITATION
- HEAVY REHABILITATION



# Plan Year 2024

Printed: 5/26/2022



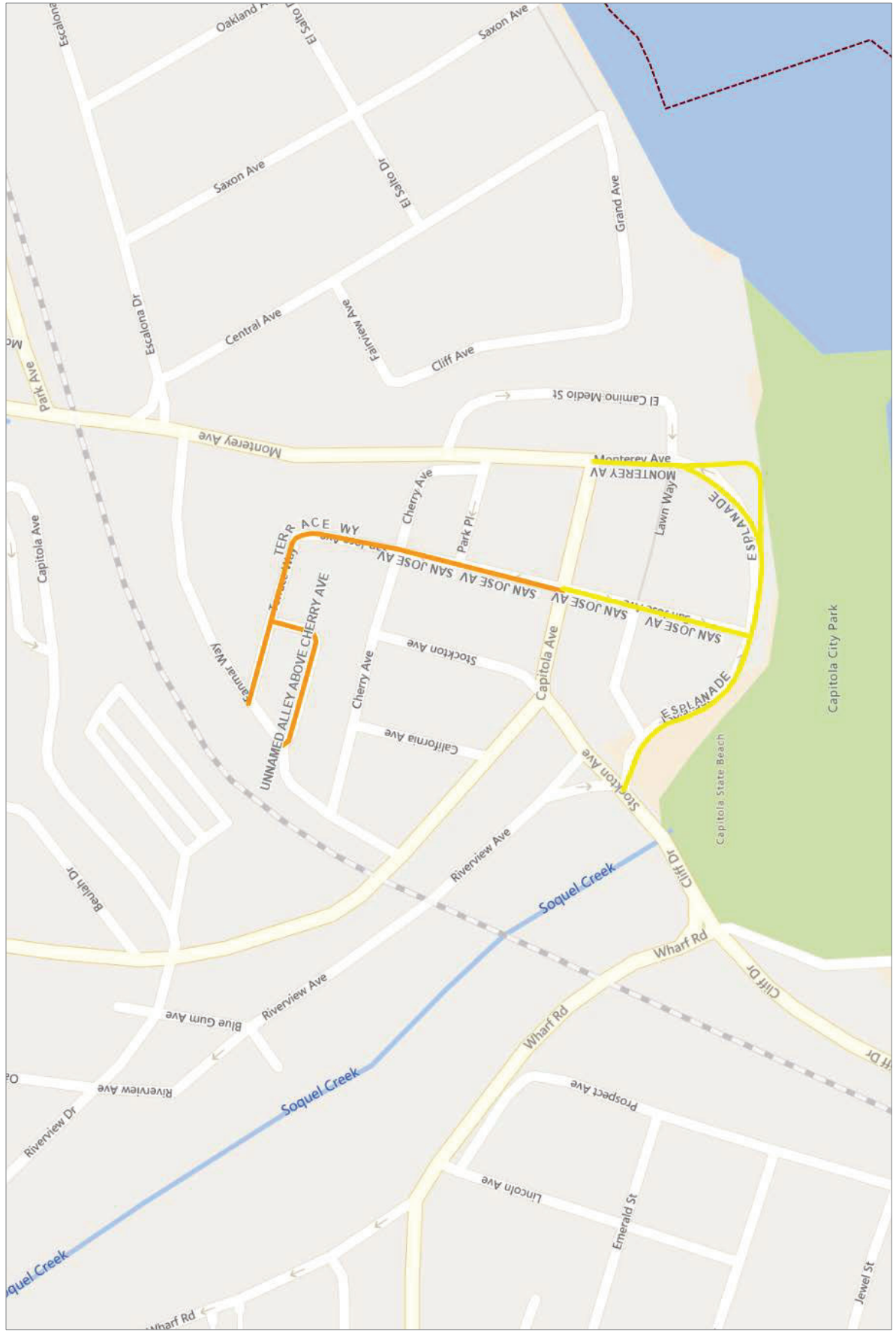
- Feature Legend**
- LIGHT MAINTENANCE
  - LIGHT REHABILITATION
  - HEAVY REHABILITATION

CITY OF CAPITOLA  
 420 Capitola Avenue  
 Capitola, CA 95010  
 831-4757-300



# Plan Year 2025

Printed: 5/26/2022



CITY OF CAPITOLA  
420 Capitola Avenue  
Capitola, CA 95010  
831-4757300

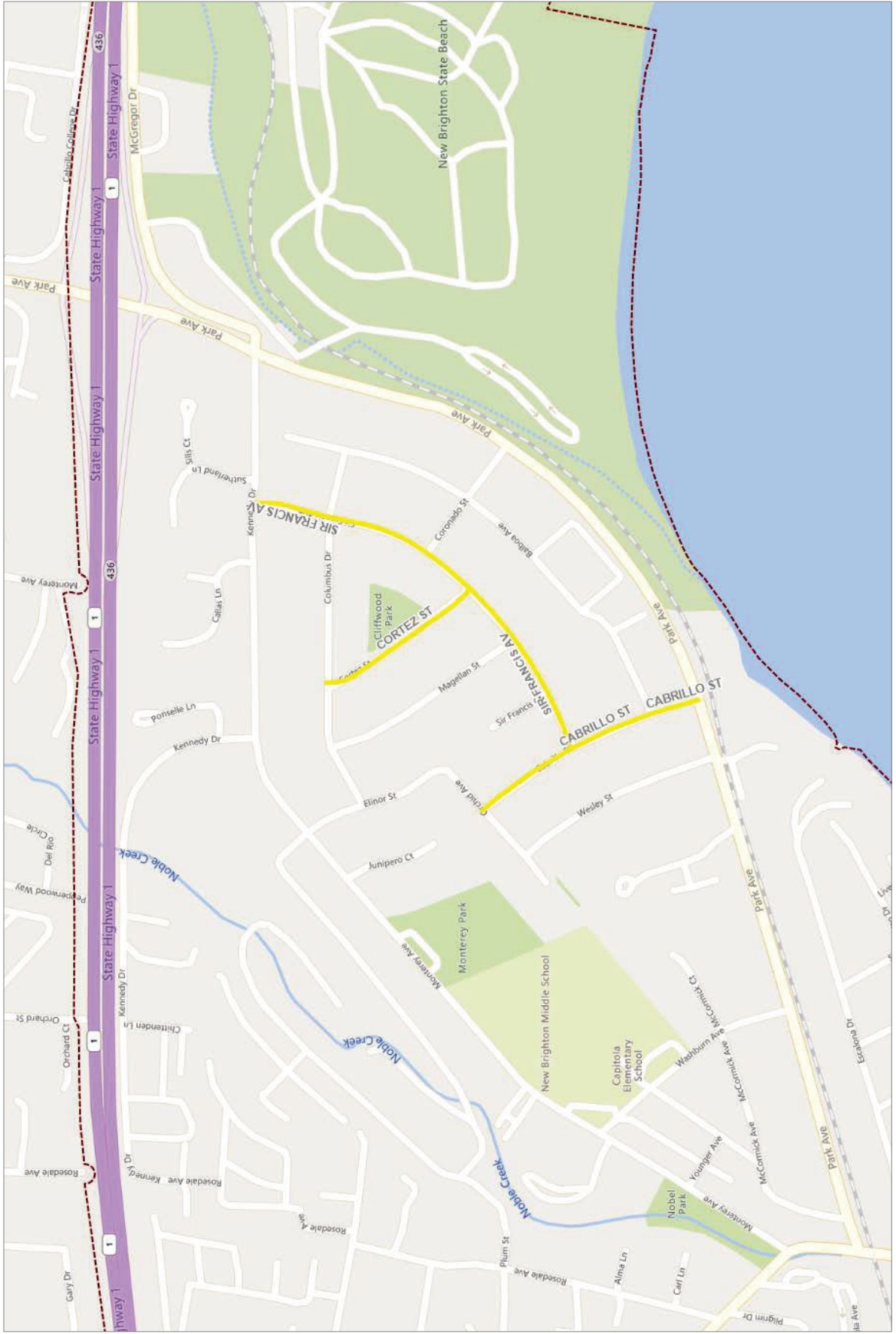


### Feature Legend

-  LIGHT REHABILITATION
-  HEAVY REHABILITATION

# Plan Year 2026

Printed: 5/26/2022



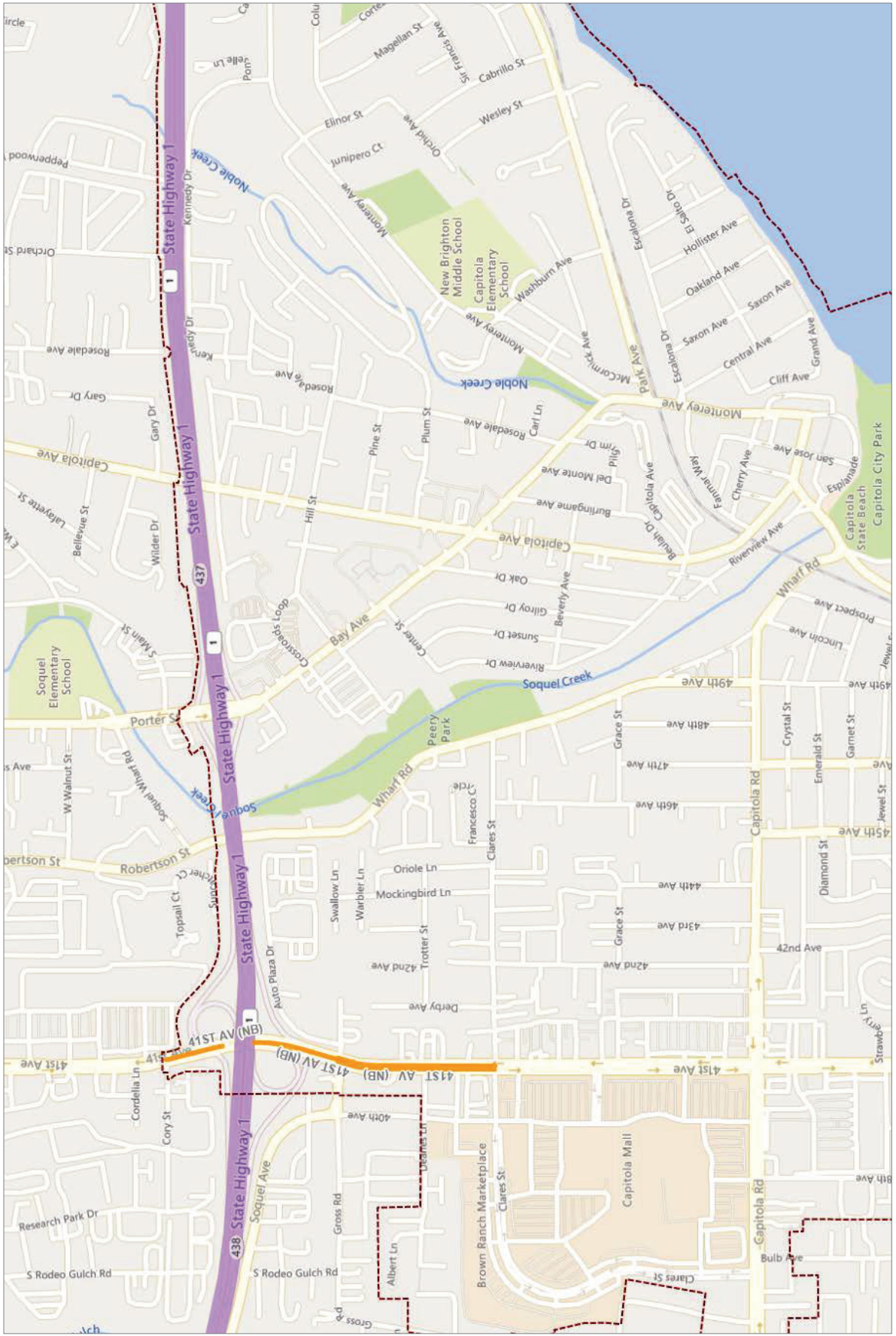
CITY OF CAPITOLA  
420 Capitola Avenue  
Capitola, CA 95010  
831-4757-300

## Feature Legend

 LIGHT REHABILITATION

# Plan Year 2027

Printed: 5/26/2022



CITY OF CAPITOLA  
420 Capitola Avenue  
Capitola, CA 95010  
831-4757-300

**Feature Legend**

- █ HEAVY REHABILITATION